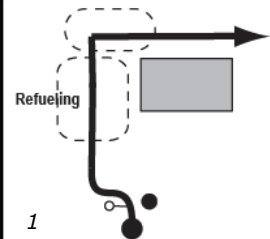
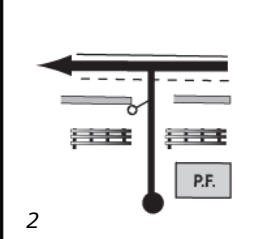
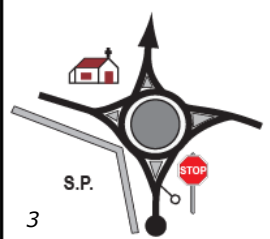

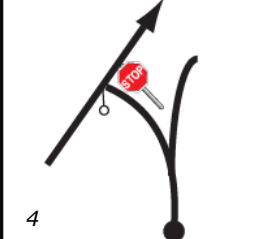
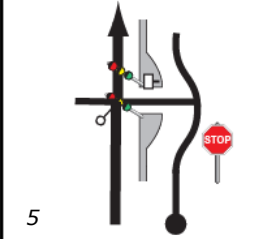






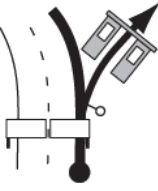

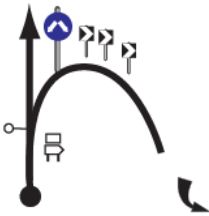



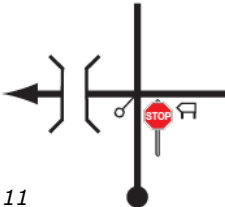

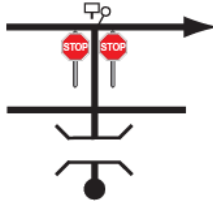

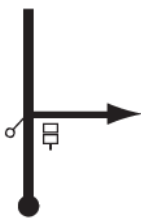
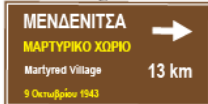



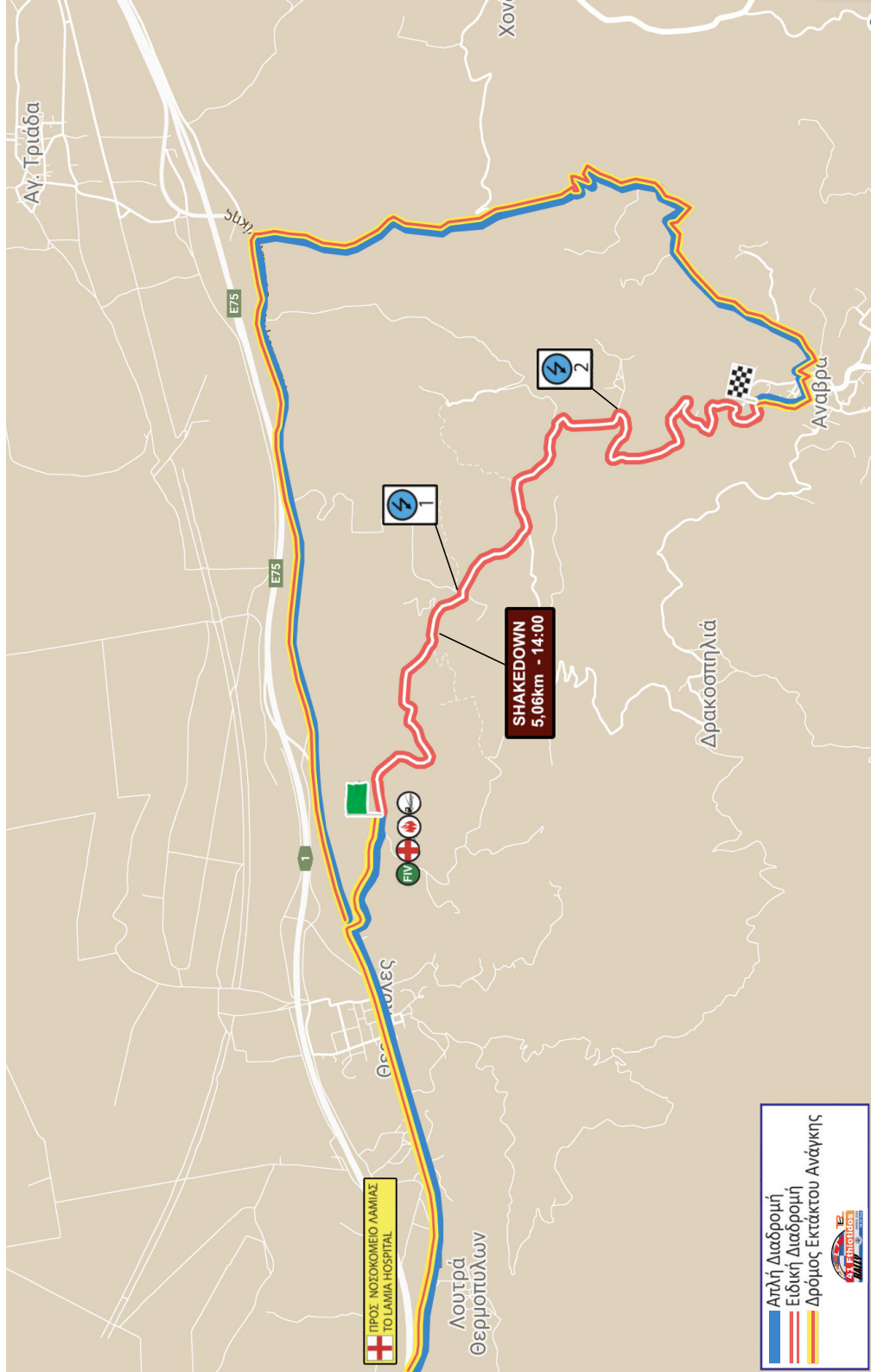


S.P. OUT to Shakedown Start		DISTANCE	
TC Shakedown		16.22 Km	
Total Km	Partial Km	DIRECTION	INFORMATION
			Km to run
0.00	0.00	 <p>1</p>	16.22
0.22	0.22	 <p>2</p>	Gate B
0.26	0.04	 <p>3</p>	
0.96	0.70	 <p>4</p>	15.96
1.39	0.43	 <p>5</p>	

S.P. OUT to Shakedown Start		DISTANCE	
TC Shakedown		16.22 Km	
Total Km	Partial Km	DIRECTION	INFORMATION
1.65	0.26	 <p>6</p>	14.57
2.21	0.56	 <p>7</p>	 <p>14.01</p>
2.64	0.43	 <p>8</p>	 <p>ATTENTION !! Entrance to HIGHWAY</p> <p>13.58</p>
11.58	8.94	 <p>9</p>	 <p>Toll Post 0,60 € ATTENTION !! Exit from HIGHWAY</p> <p>4.64</p>
11.74	0.16	 <p>10</p>	   <p>4.48</p>

S.P. OUT to Shakedown Start		DISTANCE	
TC Shakedown		16.22 Km	
Total Km	Partial Km	DIRECTION	INFORMATION
11.88	0.14	 <p>11</p>	
12.04	0.16	 <p>12</p>	4.18
12.90	0.86	 <p>13</p>	3.32
15.59	2.69	 <p>14</p>	 
16.22	0.63	 <p>15</p>	<p>N-38.47.556 E-22.33.289</p>  <p>T.C. SD Shakedown</p> <p>80 m → Start S.S. SD</p>



 ΠΡΟΣ: ΝΟΣΟΚΟΜΕΙΟ ΛΑΜΙΑΣ
 TO LAMIA HOSPITAL



SHAKEDOWN
 5,06km - 14:00




Απλή Διαδρομή
 Ειδική Διαδρομή
 Δρόμος Εκτάκτου Ανάγκης



S.S.SD SHAKEDOWN
T.C & START



S.S.SD Shakedown
END & STOP

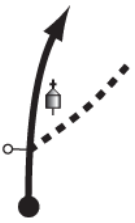
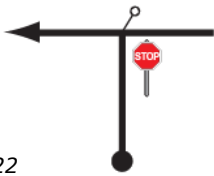


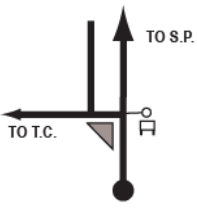

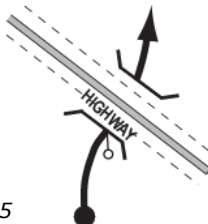


TC Shakedown		DISTANCE		
Service Parc IN		30.25 Km		
Shakedown stage		5.06 Km		
Total Km	Partial Km	DIRECTION	INFORMATION	Km to run
0.00	0.00	<p>1 5.06</p>	<p>N-38.47.551 E-22.33.322</p> <p>START S.S. SD Shakedown 5.06 km</p>	30.25
0.53	0.53	<p>2 4.53</p>		29.72
0.96	0.43	<p>3 4.10</p>		29.29
1.13	0.17	<p>4 3.93</p>		29.12
1.37	0.24	<p>5 3.69</p>		28.88



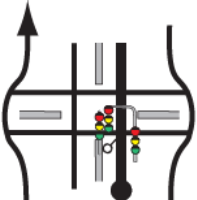

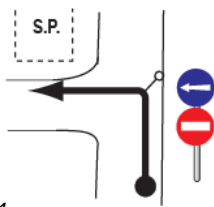
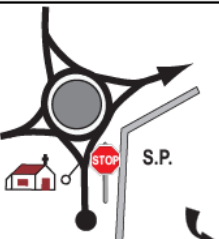
TC Shakedown		DISTANCE		
Service Parc IN		30.25 Km		
Shakedown stage		5.06 Km		
Total Km	Partial Km	DIRECTION	INFORMATION	Km to run
1.76	0.39		<div style="border: 1px solid black; padding: 2px; width: fit-content;">N-38.47.399 E-22.34.247</div>	28.49
2.29	0.53			27.96
2.49	0.20			27.76
2.98	0.49			27.27
3.43	0.45		<div style="border: 1px solid black; padding: 2px; width: fit-content;">N-38.47.107 E-22.35.067</div>	26.82

TC Shakedown		DISTANCE		
Service Parc IN		30.25 Km		
Shakedown stage 5.06 Km				
Total Km	Partial Km	DIRECTION	INFORMATION	
4.20	0.77	<p>11 0.86</p>		26.05
4.58	0.38	<p>12 0.48</p>		25.67
5.00	0.42	<p>13 0.06</p>		25.25
5.06	0.06	<p>14 0.00</p>	<p>N-38.46.502 E-22.35.061</p>	25.19
5.28	0.22	<p>15 0.00</p>	<p>N-38.46.461 E-22.35.093</p>	24.97

TC Shakedown		DISTANCE		
Service Parc IN		30.25 Km		
Shakedown stage		5.06 Km		
Total Km	Partial Km	DIRECTION	INFORMATION	Km to run
5.44	0.16	<p>16</p>		24.81
5.58	0.14	<p>17</p>		24.67
5.72	0.14	<p>18</p>		24.53
5.78	0.06	<p>19</p>		24.47
5.90	0.12	<p>20</p>		24.35

TC Shakedown		DISTANCE		
Service Parc IN		30.25 Km		
Shakedown stage 5.06 Km				
Total Km	Partial Km	DIRECTION	INFORMATION	
			Km to run	
9.03	3.13	 <p>21</p>	21.22	
10.44	1.41	 <p>22</p>	 <p>Main Road</p>	19.81
13.56	3.12	 <p>23</p>	16.69	
14.49	0.93	 <p>24</p>	 <p>LEFT to the SHAKEDOWN TC</p>	15.76
17.09	2.60	 <p>25</p>	13.16	

TC Shakedown		DISTANCE		
Service Parc IN		30.25 Km		
Shakedown stage		5.06 Km		
Total Km	Partial Km	DIRECTION	INFORMATION	Km to run
18.04	0.95	<p>26</p>		12.21
18.21	0.17	<p>27</p>		12.04
18.36	0.15	<p>28</p>	<p>ATTENTION !! Entrance to High Way</p>	11.89
21.52	3.16	<p>29</p>		8.73
27.17	5.65	<p>30</p>	<p>Exit from High Way</p>	3.08

TC Shakedown		DISTANCE		
Service Parc IN		30.25 Km		
Shakedown stage		5.06 Km		
Total Km	Partial Km	DIRECTION	INFORMATION	Km to run
28.37	1.20	 <p>31</p>		1.88
28.77	0.40	 <p>32</p>		1.48
29.19	0.42	 <p>33</p>		1.06
29.81	0.62	 <p>34</p>		0.44
30.05	0.24	 <p>35</p>		0.20

TC Shakedown		DISTANCE	
Service Parc IN		30.25 Km	
Shakedown stage 5.06 Km			
Total Km	Partial Km	DIRECTION	INFORMATION
30.10	0.05	<p>36</p>	
30.25	0.15	<p>37</p>	GATE A
			0.15
			0.00