




2023

SUPPLEMENTARY REGULATIONS

CARS/TRUCKS/SSVs

www.silkwayrally.com



БОЛЬШЕ ЧЕМ ГОНКА, ЯРЧЕ ЧЕМ ПРИКЛЮЧЕНИЕ



ORGANIZED IN COMPLIANCE WITH THE RAF SPORTING REGULATIONS



**MINISTRY OF SPORTS OF THE RUSSIAN FEDERATION
RUSSIAN AUTOMOBILE FEDERATION
MINISTRY OF SPORTS OF THE REPUBLIC OF TATARSTAN
MINISTRY OF SPORTS OF THE REPUBLIC OF BASHKORTOSTAN
MINISTRY FOR PHYSICAL EDUCATION AND SPORTS OF THE CHELYABINSK REGION
MINISTRY FOR PHYSICAL EDUCATION AND SPORTS OF THE ORENBURG REGION
MINISTRY OF SPORTS OF THE SAMARA REGION
MINISTRY OF YOUTH POLICY AND SPORTS OF THE SARATOV REGION
COMMITTEE OF PHYSICAL EDUCATION AND SPORTS OF THE VOLGOGRAD REGION
DEPARTMENT OF PHYSICAL EDUCATION AND SPORTS OF THE VORONEZH REGION
MINISTRY OF SPORTS OF THE TAMBOV REGION
ADMINISTRATION OF PHYSICAL EDUCATION AND SPORTS OF THE LIPETSK REGION
MINISTRY OF SPORTS OF THE TULA REGION
MINISTRY OF PHYSICAL EDUCATION AND SPORTS OF THE MOSCOW REGION
MOSCOW SPORTS DEPARTMENT
SILK WAY RALLY ASSOCIATION FOR THE SUPPORT AND DEVELOPMENT OF MOTORSPORT**

SUPPLEMENTARY REGULATIONS

July 5 – July 15, 2023

Reference Number: No. 35 dated 04.03.2023

RAF Visa:

The Republic of Tatarstan, the Republic of Bashkortostan, Chelyabinsk Region, Orenburg Region, Samara Region, Saratov Region, Volgograd Region, Voronezh Region, Tambov Region, Lipetsk Region, Tula Region, Moscow Region, Moscow

The Russian version of the Regulations is the main one. The English version is available in translation.

1. INTRODUCTION

1.1. Preamble

The Silk Way Rally is held by the Silk Way Rally Association for the Support and Development of Motorsport from July 5 to July 15, 2023 and passes through the territories of the Republic of Tatarstan, the Republic of Bashkortostan, Chelyabinsk Region, Orenburg Region, Samara Region, Saratov Region, Volgograd Region, Voronezh Region, Tambov Region, Lipetsk Region, Tula Region, Moscow Region, and the city of Moscow.

This event will be run in compliance with the following:

- Regulations on interregional and all-Russian official sports competitions in motorsports;
- All-Russian Register of Sports;
- RAF Sporting Code (RAF SC);
- Classification and technical requirements for cars participating in competitions and Appendix "J" of the FIA International Sporting Code (FIA ISC);
- Cross-Country Rally Sporting Regulations;
- These Supplementary Regulations.

It is forbidden to illegally influence the results of sports competitions. In accordance with the requirements established by Article 26.2, Paragraph 3, Part 4 of the Federal Law of December 4, 2007 No. 329-FZ "On Physical Culture and Sports in the Russian Federation", gambling at the bookmakers and sweepstakes by betting on official sports competitions is prohibited.

1.2. Prohibition for Recce

Starting from June 1, 2023 and until the end of the competition, route study and checks in any form that may give even the slightest advantage are prohibited throughout the entire route to all entered competitors or people planning to apply for participation, as well as to persons related to the entrant.

Failure to comply with these rules will result in refusal to start or exclusion from the event.

1.3. Competition Status

The Silk Way Rally is an international event included in the National Timing Schedule, like other international sports competitions, on the basis of the Order No. 267 of the Ministry of Sports of the Russian Federation of March 29, 2022.

The following events will be held as parts of the international competition:

- the MFR international cross-country event;
- the round of the Russian Rally-Raid Championship;
- the Small Towns of Russia Grand Tour

1.4. Official Time

The official time is GPS time.

The exact time of the record is the responsibility of the crews, which can check the official clock of the competition, located at the time control.

The official time is:

- from July 5 to July 7 – Moscow time: UTC+3;
- from 00:00 July 8 to 24:00 July 11 – local time: UTC+5 (MOW+2);
- from 00:00 July 12 to 24:00 July 13 – local time: UTC+4 (MOW+1);
- from 00:00 July 14 to 24:00 July 15 – Moscow time: UTC+3.

1.5. Overall SS Distance and Total Distance of the Itinerary

Number of Stages – 9

Number of Selective Sections – 12

Total distance of the itinerary – about 5,235 km

Overall length of Selective Sections – about 2,304 km

1.6. Route conditions (Selective Section)

- about 88% – gravel/dirt tracks;
- около 11% – rocks;
- около 1% – sand, dunnetes.

1.7. Location of Rally Start and Finish

Rally Start – Kazan, AK BARS ARENA (115A Khusain Yamashev Pr. Kazan)

Rally Finish – Moscow, Vasilievsky Slope.

1.8. Official Notice Board

All information regarding the competitors, such as classifications, bulletins, changes from the route review team and official documents will be published on the Official Notice Board in the following places:

- July 5–7, 2023 – Kazan, AK BARS ARENA (115A Khusain Yamashev Pr. Kazan) in front of the hall and/or in the hall for the Administrative Checks and in the Briefing Hall;
July 7–15, 2023 – in the Rally HQ and in the catering area at the Bivouac;
July 15, 2023 – Moscow, Vasilievsky Slope;
June 26 – July 15, 2023 – Digital Official Notice Board – Sportity App.

2. ORGANIZATION

2.1. Rally Organizer – the Silk Way Rally Association for the Support and Development of Motorsport is responsible for fulfilling the RAF SC requirements, holding the competition in a timely manner according to the calendar, ensuring the safety of competitors, officials and spectators during the event.

2.2. Organizer’s Name, Address and Contact Details

Organizer’s representative: Bulat YANBORISOV
30, 2nd Brestskaya Str. Moscow
Phone: +74957800143
E-mail: info@npswr.ru

2.3. Competitors’ Department

Oksana ELIKOVA
Phone: +78552372600,
E-mail: info@silkwayrally.ru

2.4. Organizer’s Web-site

All information about the rally (including registration terms and conditions) is available here:
www.silkwayrally.com

2.5. Organizing Committee

CEO of the Silk Way Rally Association for the Support and Development of Motorsport: Bulat YANBORISOV
Head of the International Project Silk Way Rally: Vladimir CHAGIN
First Deputy Head of the International Project Silk Way Rally: Victor SOKOLOV
Development Director: Sergey TUKMANOV
General Safety Deputy Director: Andrey RYAZANTSEV
Aviation Director: Alexey BUBNOV
Logistics Director: Alexey GUSEV

2.6. Stewards of the Meeting

Steward of the Meeting (Chairperson)	Sergey USHAKOV (Moscow)
Steward	Andrey KLESHCHEV (Moscow)
Steward	Robert SANAKOEV (Moscow)

2.7. Senior Officials

Event Director	Vladimir CHAGIN (Naberezhnye Chelny, the Republic of Tatarstan)
Clerk of the Course	Marina SERGEEVA (Korolev, Moscow Region)
Deputy Clerk of the Course	Maria SOLONINA (Mytiscchy, Moscow Region)
Chief Secretary of the Event	Olga SERGEEVA (Korolev, Moscow Region)
Chief Scrutineer	Alexey ZHUKOV (Moscow)
Chief Timekeeper	Alexey KARASEV (Snezhinsk, Chelyabinsk Region)
Chief Safety Officer	Victor SOKOLOV (Saint Petersburg)

Deputy Chief Safety Officer	Sergey TALANTSEV (Saint Petersburg)
Competitors' Relations Officer	Nikita ILYASOV (Frolovo, Volgograd Region)
Competitors' Relations Officer	Evgenia Morgunova (Orel)
Secretary of the Stewards	Timur ULZHABAEV (Frolovo, Volgograd Region)
Service Park (Bivouac) Officer	Igor ORLOV (Saint Petersburg)
Chief Medical Officer	TBA
Press Officer	Eric KHAIRULLIN (Naberezhnye Chelny, the Republic of Tatarstan)

2.8. Identification of Officials, Scrutineers and Marshalls

Contact details of the Clerk of the Course, Competitors' Relations Officers and Service Park (Bivouac) Officer can be found in Appendix 1 to these Regulations

All Officials will wear red T-shirts with OFFICIAL sign, Organizer badge and Organizer red bracelet.

Competitors' Relations Officers – Red tabard with CRO sign

Scrutineers – Black tabard with SCRUTINEER sign

Post Chiefs – Violet tabard with POST CHIEF sign

Selective Section Commanders – Red tabard with STAGE COMMANDER sign

Safety Marshals – Yellow tabard with MARSHALS sign

Timekeepers – Orange tabard with TIMEKEEPING sign

3. PROGRAMME IN CHRONOLOGICAL ORDER AND LOCATIONS

<u>Wednesday, 02/15/2023</u>		
Entries open		https://silkwayrally.com
<u>Saturday, 04/15/2023</u>		
	Closure date of entries at reduced fees	https://silkwayrally.com
	Opening of Media Center and media accreditation for the entire route	accreditation@silkwayrally.ru https://media.silkwayrally.com
<u>Thursday, 06/01/2023</u>		
	Closure date of entries	https://silkwayrally.com
<u>Monday, 06/26/2023</u>		
18:00	Publication of entry list and schedule of Administrative Checks and Scrutineering	https://silkwayrally.com ; www.rafr.ru ; Sportity App
<u>Monday, 07/03/2023</u>		
from 12:00	Opening of Service Park for competitors	AK BARS ARENA (115A Khusain Yamashev Pr. Kazan)
<u>Wednesday, 07/05/2023</u>		
from 09:00	Administrative Checks (according to schedule), medical control	AK BARS ARENA (115A Khusain Yamashev Pr. Kazan)
from 09:00	Issuance and installation of safety devices	AK BARS ARENA (115A Khusain Yamashev Pr. Kazan)
from 09:30	Scrutineering (according to schedule)	AK BARS ARENA (115A Khusain Yamashev Pr. Kazan)
from 9:30	Opening of Parc Ferme	Central Stadium Parking, Millennium Square Kazan
10:00	Opening of Media Center, team media accreditation for the entire route	AK BARS ARENA (115A Khusain Yamashev Pr. Kazan)
17:00	Pre-start Press Conference	AK BARS ARENA (115A Khusain Yamashev Pr. Kazan)

<u>Thursday, 07/06/2023</u>		
9:00-12:00	Administrative Checks (according to schedule), medical control	AK BARS ARENA (115A Khusain Yamashev Pr. Kazan)
9:30-12:30	Scrutineering (according to schedule)	AK BARS ARENA (115A Khusain Yamashev Pr. Kazan)
10:00	Opening of Media Center	AK BARS ARENA (115A Khusain Yamashev Pr. Kazan)
14:00	First Stewards meeting	AK BARS ARENA (115A Khusain Yamashev Pr. Kazan)
15:00	Briefing on navigation and safety devices operation	“Pyramid” 3 Moskovskaya Str. Kazan
15:00	Publication of start list for Ceremonial Start	Bivouac, ODB: Sportity App
15:30	Publication of start list for Stage 1	Bivouac, ODB: Sportity App
17:00	Mandatory briefing for sports crews and assistance crews	“Pyramid” 3 Moskovskaya Str. Kazan
from 19:00	Podium Ceremony, return to Service Park	Millennium Square Kazan
	Overnight Service Park	AK BARS ARENA (115A Khusain Yamashev Pr. Kazan)
<u>Friday, 07/07/2023 (Kazan – Ufa), Moscow time</u>		
9:00	Stage 1 Start (estimated time for 1 st competitor)	AK BARS ARENA (115A Khusain Yamashev Pr. Kazan); Bivouac OUT TC
10:00	SS 1 Start (estimated time for 1 st competitor)	According to Road Book
~18:30	Stage 1 Finish (estimated time for 1 st competitor)	Ufa Arena (114 Lenin Str. Ufa); Bivouac IN TC
~22:45	Stage 1 Finish (estimated time for n th competitor)	Ufa Arena (114 Lenin Str. Ufa); Bivouac IN TC
20:00	Drivers’ briefing	Bivouac
20:00	Publication of start list for Stage 2	Bivouac, ODB: Sportity App
24:00	Changing the clocks: Moscow + 2 hours	
<u>Saturday, 07/08/2023 (Ufa – Magnitogorsk), local time (Moscow+2)</u>		
8:00	Stage 2 Start (estimated time for 1 st competitor)	Ufa Arena (114 Lenin Str. Ufa); Bivouac OUT TC
13:00	SS 2 Start (estimated time for 1 st competitor)	According to Road Book
~16:20	Stage 2 Finish (estimated time for 1 st competitor)	METALLURG ARENA (105 Lenin Pr. Magnitogorsk); Bivouac IN TC
~22:00	Stage 2 Finish (estimated time for n th competitor)	METALLURG ARENA (105 Lenin Pr. Magnitogorsk); Bivouac IN TC
20:00	Drivers’ briefing	Bivouac
22:30	Publication of start list for Stage 3	Bivouac, ODB: Sportity App
<u>Sunday, 07/09/2023 (Magnitogorsk – Magnitogorsk), local time (Moscow+2)</u>		
7:00	Stage 3 Start (estimated time for 1 st competitor)	METALLURG ARENA (105 Lenin Pr. Magnitogorsk); Bivouac OUT TC
8:00	SS 3 Start (estimated time for 1 st competitor)	According to Road Book

~12:50	Stage 3 Finish (estimated time for 1 st competitor)	METALLURG ARENA (105 Lenin Pr. Magnitogorsk); Bivouac IN TC
~20:15	Stage 3 Finish (estimated time for n th competitor)	METALLURG ARENA (105 Lenin Pr. Magnitogorsk); Bivouac IN TC
20:00	Drivers' briefing	Bivouac
20:30	Prize-giving for Russian Championship competitors	Bivouac
21:00	Publication of start list for Stage 4	Bivouac, ODB: Sportity App
<u>Monday, 07/10/2023 (Magnitogorsk – Orenburg), local time (Moscow+2)</u>		
8:00	Stage 4 Start (estimated time for 1 st competitor)	METALLURG ARENA (105 Lenin Pr. Magnitogorsk); Bivouac OUT TC
10:30	SS 4A Start (estimated time for 1 st competitor)	According to Road Book
~16:20	Stage 4 Finish (estimated time for 1 st competitor)	Armada Mall Parking (2A Nezhinskoe Rd. Orenburg) Bivouac IN TC
~22:10	Stage 4 Finish (estimated time for n th competitor)	Armada Mall Parking (2A Nezhinskoe Rd. Orenburg) Bivouac IN TC
20:00	Drivers' briefing	Bivouac
20:00	Publication of start list for Stage 5	Bivouac, ODB: Sportity App
<u>Tuesday, 07/11/2023 (Orenburg – Samara), local time (Moscow+2)</u>		
8:00	Stage 5 Start (estimated time for 1 st competitor)	Armada Mall Parking (2A Nezhinskoe Rd. Orenburg) Bivouac OUT TC
9:40	SS 5 Start (estimated time for 1 st competitor)	According to Road Book
~16:30	Stage 5 Finish (estimated time for 1 st competitor)	SOLIDARNOST ARENA Parking (57 Demokraticeskaya Str. Samara) Bivouac IN TC
~21:50	Stage 5 Finish (estimated time for n th competitor)	SOLIDARNOST ARENA Parking (57 Demokraticeskaya Str. Samara) Bivouac IN TC
20:00	Drivers' briefing	Bivouac
20:00	Publication of start list for Stage 6	Bivouac, ODB: Sportity App
24:00	Changing the clocks: Moscow + 1 hour	
<u>Wednesday, 07/12/2023 (Samara – Saratov), local time (Moscow+1)</u>		
7:00	Stage 6 Start (estimated time for 1 st competitor)	SOLIDARNOST ARENA Parking (57 Demokraticeskaya Str. Samara) Bivouac OUT TC
9:30	SS 6A Start (estimated time for 1 st competitor)	According to Road Book
~16:20	Stage 6 Finish (estimated time for 1 st competitor)	Happy Mall Parking (2/1 Volsky Trakt Saratov) Bivouac IN TC
~22:35	Stage 6 Finish (estimated time for n th competitor)	Happy Mall Parking (2/1 Volsky Trakt Saratov) Bivouac IN TC
20:00	Drivers' briefing	Bivouac
20:30	Publication of start list for Stage 7	Bivouac, ODB: Sportity App

<u>Thursday, 07/13/2023 (Saratov – Volgograd), local time (Moscow+1)</u>		
6:30	Stage 7 Start (estimated time for 1 st competitor)	Happy Mall Parking (2/1 Volsky Trakt Saratov) Bivouac OUT TC
8:00	SS 7A Start (estimated time for 1 st competitor)	According to Road Book
~14:00	Stage 7 Finish (estimated time for 1 st competitor)	Volgograd Arena 76 V. I. Lenin Pr. Volgograd Bivouac IN TC
~21:40	Stage 7 Finish (estimated time for n th competitor)	Volgograd Arena 76 V. I. Lenin Pr. Volgograd Bivouac IN TC
20:00	Drivers' briefing	Bivouac
22:30	Publication of start list for Stage 8	Bivouac, ODB: Sportity App
24:00	Changing the clocks to Moscow time	
<u>Friday, 07/14/2023 (Volgograd - Lipetsk), Moscow time</u>		
6:00	Stage 8 Start (estimated time for 1 st competitor)	Volgograd Arena 76 V. I. Lenin Pr. Volgograd Bivouac OUT TC
7:30	SS 8 Start (estimated time for 1 st competitor)	According to Road Book
~17:00	Stage 8 Finish (estimated time for 1 st competitor)	Territory of Lipetsk industrial production special economic zone Kazinka Settl., Gryazinsky District, Lipetsk Reg., Bivouac IN TC
~23:40	Stage 8 Finish (estimated time for n th competitor)	Territory of Lipetsk industrial production special economic zone Kazinka Settl., Gryazinsky District, Lipetsk Reg., Bivouac IN TC
20:00	Drivers' briefing	Bivouac
20:30	Publication of start list for Stage 9	Bivouac, ODB: Sportity App
<u>Saturday, 07/15/2023 (Lipetsk – Moscow), Moscow time</u>		
05:00	Stage 9 Start (estimated time for 1 st competitor)	Territory of Lipetsk industrial production special economic zone Kazinka Settl., Gryazinsky District, Lipetsk Reg., Bivouac OUT TC
7:00	SS 9 Start (estimated time for 1 st competitor)	According to Road Book
from 12:00	Opening of Parc Ferme, return of navigation and safety devices	Vasilievsky Slope Moscow
13:20	Stage 9 Finish (estimated time for 1 st competitor)	Vasilievsky Slope Moscow Parc Ferme IN TC
16:30	Stage 9 Finish (estimated time for n th competitor)	Vasilievsky Slope Moscow Parc Ferme IN TC
c 14:00	Final Scrutineering	Vasilievsky Slope Moscow Parc Ferme IN TC
17:00	Publication of preliminary final classification	ODB: Sportity App
17:30	Publication of final classification	ODB: Sportity App
18:00	Ceremonial Finish, Prize-giving	Vasilievsky Slope Moscow
21:00	Gala dinner for competitors and organizers	TBA

The program of the event is based on the common field of the competitors of the international rally-raid competition and the international cross-country rally competition.

4. ENTRIES

4.1 Entry Procedure

Holders of Competitor's licenses valid in 2023, issued by the RAF or other ASNs, can enter crews to participate in the event by submitting an application to the Organizer using online registration at <https://silkwayrally.com>. Registration details are published on the Organizer's website in the Competitors – Registration section.

Together with the Entry form, it is necessary to send the Organizer a complete package of the following documents:

- 1 personal photo;
- copy of valid driving license (both sides);
- copy of car registration certificate;
- copies of passports of all crew members;
- copy of Competitor's license for 2023;
- copies of Driver's licenses for 2023;
- sports technical passport;
- insurance policy against accidents and injuries, valid for all days of the event, for holders of licenses issued by ASNs other than RAF (for every competitor);
- 2 photos of the vehicle declared (sports, assistance, press), as well as photo of the car where the chassis number and the engine number are specified.

The following applicants are allowed to participate in the competition:

- drivers holding a valid RAF Driver's license of at least D category;
- drivers holding a valid international license of at least ITD-R category issued by any ASN that is a FIA member, provided that the License holder is a citizen of Russia;
- foreign applicants and drivers – citizens of other countries with a valid international or national License.

Online registration must be fully completed no later than June 1, 2023, i.e. until the deadline for applications.

An entry application will be accepted only if accompanied by the total entry fees.

Signing the entry form applicants, all crew members, as well as members of their team, agree with the sports and technical regulations of the Silk Way Rally and undertake to unconditionally comply with the provisions of the Supplementary Regulations, Technical Regulations and appendices thereto, as well as the decisions of the Clerk of the Course and the Stewards of the Meeting.

According to administrative obligations, changes in the crew lineup and replacement of the vehicle (rally, assistance, press) are not allowed after June 1, 2023.

4.2. Eligible Vehicle and Vehicle Classes

Scoring category	Group	Art. of Tech. Reg.	Additional requirements	Air restrictor
T1	T1	Art. 285 of effective Appendix "J" of the FIA ISC	<i>Information letter of the RAF Rally-Raid Committee No. 1 dated 02/06/2023 for cars without restrictors</i> https://www.raf.su/commitees/rally-raids	Art. 5.1.3. Specific regulations for Prototype Cross-Country Cars (Group T1) 2023
	T1	Art. 285 (2009 version) of Appendix "J" of the FIA ISC		Art. 7.9.2. Table of restrictors of the Russian Championship Regulations
T2	T2	Art. 284 of Appendix "J" of the FIA ISC (2021)	- vehicles with a valid or expired FIA homologation; - vehicles listed in Appendix 2 of the Russian Championship Regulations or having a national homologation (Appendix 1 of the RAF Class. and Tech. Requirements)	Art. 7.9.3. Table of restrictors of the Russian Championship Regulations
	National	Appendix 21 of the RAF Class. and Tech. Requirements		Without restrictor
T3	T3	Art. 286 and 286A of effective Appendix "J" of the FIA ISC	- vehicles with the extensions specified in Appendix 4 of the Russian Championship Regulations	Only for turbocharged engines – 27 mm

	T4	Art.286A (T4) of effective Appendix "J" of the FIA ISC	For T4 vehicles presence of valid (executed) FIA passport is mandatory	Only for turbocharged engines – 27 mm
Open	Vehicles that are not included in the above T1-T3 groups, as well as those approved on an individual basis (R, N2 vehicles according to Appendix 21 of the RAF Class. and Tech. Req., vehicles running on alternative fuels, etc.)			
Overall	Vehicles included in the above groups			
T5	T5 (FIA)	Art. 287 of Appendix "J" of the FIA ISC, as well as ASO tech. requirements. App. 21 of the RAF Class. and Tech. Requirements	- vehicles with FIA homologation valid or expired not earlier than 31.12.2004; - vehicles with ASO homologation valid or expired not earlier than 31.12.2008; - vehicles with RAF homologation	74 mm Appendix "J" of the FIA ISC Art. 287.-5.7.2
	T5 (T4) (Russia)			74 mm Chapter 5 of the App. 21 of the RAF Class. and Tech. Requirements Art. 4.6

4.3. Entry Fees

ENTRY FEE FOR COMPETITOR IN T1, T2, T3, Open CATEGORIES (driver + co-driver + vehicle)			
DESCRIPTION	TOTAL in roubles	DOWN PAYMENT in roubles	BALANCE in roubles
MINOR RATE	480,000	144,000	336,000
STANDARD RATE	650,000	195,000	455,000
100% FEMALE CREW	FREE		
* CREW UNDER 30 YEARS OLD	FREE		
ENTRY FEE FOR COMPETITOR IN T5 TRUCK CATEGORY (driver + co-driver + mechanic + vehicle)			
DESCRIPTION	TOTAL in roubles	DOWN PAYMENT in roubles	BALANCE in roubles
MINOR RATE	670,000	201,000	469,000
STANDARD RATE	910,000	273,000	637,000
100% FEMALE CREW	FREE		
* CREW UNDER 30 YEARS OLD	FREE		
<p><i>* To qualify for free participation in the rally, the age of a driver and a co-driver must be under 30 years old on the day the rally starts, i.e., as of July 5, 2023</i></p>			
<p>SWR 2022 COMPETITOR SPECIAL OFFER - 15% * PERMANENT SWR COMPETITOR SPECIAL OFFER - 20% *(participation in two or more Silk Way Rallies) ALTERNATIVE FUEL SPECIAL OFFER - 50%</p>			

MINOR RATE: FROM FEBRUARY 15 TO APRIL 15, 2023

To qualify for the minor rate, competitors will have to make the down payment on their registration, no later than April 15, and pay the balance before June 1. Failure to comply with this payment schedule will result in the switch to the standard rate.

STANDARD RATE: FROM APRIL 16 TO JUNE 1, 2023

After April 15, 2023 all commitment requests registered on the rally website will be subject to standard rate. The down payment must be made at the registration and the balance – before June 1.

THE RATES INCLUDE:
Entry fees
Medical support
Civil liability insurance
Medical repatriation insurance
Road Book and sports documents
Access to the bivouac designated for every team, shower with hot water
Catering at the bivouacs (breakfasts, lunches or packed lunches, dinners)
Cocktails at the end of the rally
THE RATES DO NOT INCLUDE:
Sports licenses
Visa fees (if necessary)
Fuel
Safety devices rental
The purchase of fixing kits and accessories for mandatory safety equipment
Transport of competitors from their base to the rally start and from the rally finish to their base
Transport of vehicles from their base to the rally start and from the rally finish to their base
Hotel accommodation at the start, at the finish and throughout the rally
Catering at the start and at the finish

ASSISTANCE CATEGORY:

Each applicant wishing to register in the ASSISTANCE category for the 2023 Silk Way Rally must pay an INDIVIDUAL registration fee, as well as a fee for each technical support vehicle (sticker on the service vehicle).

DESCRIPTION	TOTAL in roubles	DOWN PAYMENT in roubles	BALANCE in roubles
STICKER FOR EVERY VEHICLE	70,000		70,000

MINOR RATE (per person)	140,000	42,000	98,000
STANDARD RATE (per person)	190,000	57,000	133,000
*FEE FOR TEAM MANAGER	FREE		
<i>* At least three rally vehicles from one team</i>			

MINOR RATE: FROM FEBRUARY 15 TO APRIL 15, 2023

To qualify for the minor rate, competitors will have to make the down payment on their registration, no later than April 15, and pay the balance before June 1. Failure to comply with this payment schedule will result in the switch to the standard rate.

STANDARD RATE: FROM APRIL 16 TO JUNE 1, 2023

After April 15, 2023 all commitment requests registered on the rally website will be subject to standard rate. The down payment must be made at the registration and the balance – before June 1.

THE RATES INCLUDE:
Entry fees
Medical support
Civil liability insurance
Medical repatriation insurance
Assistance Road Book and sports documents
Access to the bivouac designated for every team, shower with hot water
Catering at the bivouacs (breakfasts, lunches or packed lunches, dinners)
Cocktails at the end of the rally
THE FARES DO NOT INCLUDE:
Visa fees (if necessary)
Fuel
Transport of competitors from their base to the rally start and from the rally finish to their base
Transport of vehicles from their base to the rally start and from the rally finish to their base
Hotel accommodation at the start, at the finish and throughout the rally
Catering at the start and at the finish

4.4. Payment

The entry fee shall be paid by bank transfer to the account indicated below (all bank commissions and other costs associated with the entry fee transfer are paid by the competitor).

The name of the team and the dossier number shall be indicated on the payment order; the payment details are “registration for 2023 SWR”.

Only one invoice will be issued per team in the name and address of the payer, indicating the amount of all services paid to the Organizer of the Silk Way Rally.

Crews participating simultaneously in the International Silk Way Rally and in the round of the Russian Rally-Raid Championship pay only for participation in the international competition.

BENEFICIARY	Silk Way Rally Directorate LLC
REGISTERED ADDRESS	30 2nd Brestskaya Street, off 8 Moscow 125047 Russia
TIN/RRC	9721036338 / 771001001
BENEFICIARY ACCOUNT (RUBLES)	40702 810 0 0110 0 014194
BENEFICIARY BANK	ALFA BANK JSC, MOSCOW
BENEFICIARY BANK ADDRESS	27 Kalanchevskaya Street Moscow 107078 Russia
RCBIC	044525593
CORRESPONDENT ACCOUNT	30101 810 2 0000 0 000593
PAYMENT DETAILS	REGISTRATION FOR 2023 SWR (WITH DOSSIER NUMBER)

4.5. Navigation and Safety Devices

4.5.1. All sports vehicles must be equipped with MANDATORY navigation and safety devices.

The rental of these devices is not included in the entry fee and is paid separately to the Organizer via bank transfer (for the Organizer's bank details, see Art 4.4. Payment).

4.5.2. It is obligatory to use the following navigation and safety systems provided by the Organizer on a rental basis:

- GPS UNIK I: rental RUB 25,000
- SENTINEL: rental RUB 10,000
- SMM-GPS-IRIDIUM safety device: rental RUB 15,000
 - bar for SMM device RUB 1,000
 - power wire for SMM device RUB 1,000
- Additional GPS UNIK I rental RUB 25,000

4.5.3. The Organizer, at its own discretion, may require the competitor to pay a guarantee deposit for each individual device or draw up a contract for damages.

4.5.4. This equipment will be issued during the Administrative Checks. The devices must be returned at the end of the 2023 Silk Way Rally in the Parc Ferme (Vasilievsky Slope, Moscow) or after the final retirement during the competition, immediately after arrival at the Bivouac.

4.5.5. Competitors also need to purchase installation kits (brackets, wires, antennas) for mounting devices in vehicles.

Price list for the accessories for GPS Unik I and Sentinel can be found here: <https://silkwayrally.com/uchastnikam/zakaz-oborudovaniya/>

To purchase installation kits and accessories for GPS UNIK I and SENTINEL, please contact the Organizer.

Specifications can be requested from the Organizer.

Contacts:

novikov@silkwayrally.ru ; phone: +79375757357 Alexey Novikov.

For the instructions for the use and installation of GPS Unik I and Sentinel devices, see Appendices 3, 4, 5 and 6 to the Supplementary Regulations.

4.5.6. SMM-GPS-IRIDIUM safety device.

For close consultation on the use of the SMM-GPS-IRIDIUM device, please send a request to the supplier.

Specifications can be requested from the supplier.

Contacts:

meoinvoice@gmail.com; phone: +79826707693 Evgeny Mayorov.

For the instructions for the use and installation of SMM, see Appendix 7 to the Supplementary Regulations.

4.5.7. Navigational devices will not be installed in technical support vehicles.

4.6. Refundable Environmental Deposit

In order to ensure environmental safety requirements, the Organizer will charge each competitor a returnable environmental deposit (RED) of the Service Park in the amount of RUB 10,000.

RED is collected from the competitors during the Administrative Checks.

After all competitors have left the bivouac, the Bivouac Officer inspects the parking lots of all competitors. In case of violations (littering of the territory, polluting the soil and asphalt pavement with fuels and lubricants, car washing, making fires, etc.) by any member of the competitor's team, the environmental deposit will be withheld.

The return of the deposit following the results of the competition will be carried out after the Ceremonial Finish (the exact time and place will be announced).

4.7. Entry Fee Refunds

4.7.1. The Entry fees shall be refunded in full:

- to competitors whose entry application is rejected;
- if the event did not take place.

4.7.2. The Organizer may partially refund Entry fees (but no more than 50%) if a competitor cannot take part in the event due to a duly proved case of force majeure.

Refund of Entry fees is made within 1 month from the day of the end of the competition.

5. INSURANCE

5.1. Competitor Insurance

All holders of RAF Driver's license are insured by the Russian Automobile Federation in RESO-Garantia IC IJSC. Collective accident insurance contract for international licenses: No. SYS2298625565 dated 12/19/22. Collective accident insurance contract for national licenses: No. SYS2297614020 dated 12/19/22.

Subject to insured event occurrence, the competitor must act in accordance with the requirements published in the Leaflet on the RAF website.

In addition, for drivers and members of technical support groups, the Organizer additionally provides:

- civil liability insurance for damage caused to third parties, with the exception of road accidents;
- accident insurance, including motorsports;
- medical insurance, including repatriation, in accordance with the Insurance Contract for citizens leaving their permanent place of residence.

5.2. Incident Report

In the event of an accident on the route, the competitor or team representative must notify in writing the Clerk of the Course or the Competitors' Relations Officer as soon as possible.

6. IDENTIFICATION and ADVERTISING

In accordance with the Cross-Country Rally Sporting Regulations.

See Appendix 2 to the Supplementary Regulations.

7. BIVOUACS, SERVICE PARKS

7.1. Bivouac is an area located between the finish and start of the stage time controls, specified in the Road Book, where the regrouping of competitors is carried out. The area for free assistance to competitors who continue to take part in the event and arrangement of vehicles and/or persons entered in the technical support category. The bivouac is a closed controlled and protected area used during the Silk Way Rally, access to which is allowed only to people accredited by the Organizer, as well as the representatives of local authorities.

7.2. Arrangement of big teams at the bivouac will be made by the Organizer representatives. Teams must comply with the rules and recommendations of persons authorized by the Organizer.

7.3. Having checked in at the time control point (TC) of the stage finish, the competitors or any member of the team can leave the bivouac on a sports vehicle for the purpose of refueling, washing, driving to the hotel or testing it within a radius of no more than 30 km from the bivouac.

During these tests the SMM devices must be turned on, otherwise violators will be subject to a penalty from the Stewards of the Meeting. All these tests must be carried out outside the route of any selective section.

7.4. It is forbidden to move at the bivouac/in the Service Park with excess speed (more than 30 kph).

7.5. It is not allowed to carry out repair work at the Bivouac in closed, not visible places/premises.

Penalization:

1st violation – RUB 25,000;

2nd violation – fixed one hour penalty;

3rd violation – exclusion from the competition.

A tent is not considered as a closed place

8. ASSISTANCE

8.1. Technical support (service) vehicles must fully comply with the route indicated in the Assistance Road Book, otherwise a penalty will be imposed from the prohibition of technical assistance at the stage up to exclusion.

8.2. Only vehicles/individuals officially entered and approved for the competition, or vehicles/individuals entered and approved in the technical support category, are permitted to transport technical assistance equipment.

8.3. Assistance by the technical support vehicles is allowed on the liaison/road section when they follow the general rally route. Refueling (petrol or diesel) from the service vehicle is prohibited.

8.4. Any outside assistance is prohibited during the SS under threat of penalization up to exclusion from the competition by the decision of the Stewards of the Meeting.

8.5. Technical support at the intersections of the rally route and the assistance route is prohibited.

8.6. At some stages the presence of service vehicles may be allowed at the start and finish of the selective sections. In no case should they interfere with the passage of competitors. Information on such stages will be unfolded to the competitors during the Administrative Checks and/or on the eve of such stage during a briefing.

8.7. Service is only allowed between the finish of one stage and the start of the next stage (on the bivouac territory):

- by officially entered car or truck crew continuing to participate in the rally;
- by assistance category cars.

8.8. Vehicles entered in the assistance category are allowed to leave the bivouac to refuel or wash without entries.

8.9. Service allowed at the bivouac after the start of the selective section:

After the start of the competitor at the selective section, assistance is allowed at the bivouac if the competitor does not return to the bivouac in the direction opposite to the rally route.

Driving by the only accessible route, it is prohibited to move in the opposite direction under the threat of exclusion.

Driving off-road, for safety reasons, in order not to be in oncoming traffic, the crew must move off the track in order to return to the bivouac and not be penalized.

8.10. At the liaison/road section T3 and N2 vehicles can only be loaded onto the service vehicles for the liaison/road section when the rally route and the assistance route coincide and when they have received permission or instructions from the Rally Directorate during the briefing before the stage.

Mandatory loading of T3 and N2 vehicles onto the service vehicles is provided for at the following liaisons:

- after SS8 finish to pass the liaison to the Bivouac on the territory of Lipetsk industrial production special economic zone (Kazinka Settl., Gryazinsky District, Lipetsk Reg.), about 370 km;
- after SS9 finish to pass the liaison to the Parc Ferme (Vasilievsky Slope, Moscow), about 295 km of movement by the highway.

Competitors who need to load sports vehicles onto the Organizer's forklifts must submit an application up to July 10, 2023 to info@silkwayrally.ru (Oksana Elikova) or to the Competitors' Relations Officer during the competition.

8.11. Any violation regarding the service, registered by the officials, leads to a penalty by the decision of the Stewards of the Meeting, up to exclusion.

Every competitor is responsible for their own service team.

8.12. The presence of any vehicle (car, motorcycle, truck, plane, helicopter, etc.) moving along the rally route on the same day, or a few days earlier, as well as the flight of an aircraft transporting a person associated with any crew continuing the race entails the immediate exclusion of all competitors related to this vehicle.

8.13. Being at the SS it is forbidden to keep equipment with a GPS chip (smartphones, tablets, navigators, etc.) in sports vehicles, except:

- devices issued by the Organizer;
- spare GPS-tracker (registered at the Scrutineering);
- co-driver's equipment, using GPS only to control the distance passed, speed and course (for example, TverTrip, TerraTrip, ICO, etc.);
- video recording systems, engine control units (ECU), when they have a GPS chip.

Being at the special stage in the car it is allowed to have a satellite phone and/or a GSM phone without a navigation function (without a GPS/GLONASS chip).

8.14. Any infringement may be penalized by the decision of the Stewards of the Meeting.

9. FUEL, TYRES

9.1. Refueling of vehicles during the competition is only allowed at the filling stations and in the equipped Refueling Zones in the Service Parks at the Bivouac.

9.2. Vehicles (except T3 and N2) must have a range of 800 km without refueling. T3 and N2 vehicles must have a range of 250 km + 10%.

There will be refueling at SS only for T3 and N2 vehicles. Refueling Zones will be marked in the Road Book.

9.3. Refueling at the Refueling Zones provided for by the Road Book at the liaisons and SS is carried out exclusively by the Organizer's personnel.

9.4. Any actions not directly related to refueling are prohibited in the Refueling Zone, in addition there are some requirements:

- Smoking and open flames are prohibited.
- Driving speed is limited to 30 kph.
- Refueling is the sole responsibility of the competitor.
- Refueling personnel are advised to wear flame retardant clothing;
- During the refueling procedure the engine must be switched off.
- The crew must be outside the vehicle while refueling.
- In the event of a breakdown, the vehicle may be evacuated from the zone by the crew or officials without penalty.
- The use of fuel dispensing systems when refueling is mandatory.

A fuel dispensing system is a device equipped with a fuel dispensing gun or other device that allows to stop the fuel supply instantly and a pump with a mechanical or electric drive. In the latter case, an intrinsically safe and earthed device is required when refueling.

Any first violation of the Refueling Zone requirements is penalized for 1 hour, the next one is by the decision of the Stewards of the Meeting, up to exclusion.

9.5. At the SS where the Refueling Zone for T3 and N2 vehicles will be arranged, the Organizer will provide 15-minute Neutralization Zones for vehicles of all scoring categories. Service and repairs in the Neutralization Zone are prohibited. The neutralization time will be equal for all crews and will be subtracted from the SS result. Information about the Neutralization Zones at the SS will be indicated in the Itinerary. Details of the procedure for monitoring the neutralization time at the SS will be described additionally.

The time for refueling after the SS finish or before the SS start in the Refueling Zones provided by the Organizer is included in the time limit for the liaison, neutralization in these zones is not provided.

Speeding in the refueling area will be subject to the same penalties as speeding in the safety area of the checkpoint.

9.6. Refueling at the Bivouac is allowed.

If there is no filling station near the bivouac, or the fuel quality is not guaranteed at the filling stations near the bivouac, the Organizer will ensure that there is a refueling point at the bivouac.

Conditions for applying for fuel will be unfolded to competitors prior to the start of the rally.

9.7. For safety reasons, refueling is possible only in places specially provided for this and indicated in the plan of the bivouac. It applies to petrol refueling. As for diesel fuel, refueling is possible at the place where the team is arranged at the bivouac from trucks or assistance cars.

During refueling at the bivouac, the crew must be at a sufficient distance from other vehicles. During refueling the fire extinguisher should be at arm's length.

Refueling at the bivouac can be done by crew mechanics. All responsibility during refueling rests solely with the crew. During refueling the vehicle must always be on wheels, and the requirements for actions in the Refueling Zone in accordance with Art. 9.3 of these Regulations must be observed.

9.8. The vehicle must arrive at the start of the first SS of the stage with at least two spare wheels (for T3/N2 vehicles – at least one). Penalization for violation of this paragraph is ten minutes.

The loss of a spare wheel during the SS between two Service Parks, which led to a violation of the above minimum, is penalized with five minutes for each violation.

10. ADMINISTRATIVE CHECKS (AC)

Every crew must arrive at the AC in full in accordance with the schedule. Being late for the AC will be penalized in the amount of RUB 10,000. Fine must be paid within the period specified in the decision on penalization.

Documents to be presented at the AC:

Personal:

- valid Driver's license (for every competitor);
- Competitor's license if it is not included in the Driver's license;
- driving license of the corresponding category (for every competitor);
- insurance policy against accidents and injuries, valid for all days of the event, for holders of licenses issued by ASNs other than RAF (for every competitor);
- passports of all crew members.

Vehicle:

- vehicle registration papers;
- sports technical passport.

On 07/06/23 at 15:00 it is mandatory for the competitors to receive instructions on the use of GPS ERTF Unik1, Sentinel and SMM-GPS-IRIDIUM devices, as well as on the operation of start and finish timing devices ("Pyramid", 3 Moskovskaya Str. Kazan).

At least one crew member must attend the briefing. Absence will result in the penalization in the amount of RUB 10,000, which must be paid before the start of the 1st stage.

11. SCRUTINEERING

11.1. Scrutineering is of a general nature and includes the identification of the model and manufacturer of the vehicle, the conformity of the vehicle to the declared group, checking the safety equipment and outfit of the competitors.

11.2. Vehicle ready to start is presented at the Scrutineering. The following documents must also be presented: the Sports Technical Passport of the vehicle and the completed Certificate of Technical Inspection of the vehicle, as well as the outfit of the competitors. The state registration number of the vehicle must be installed on it.

11.3. All crews passed the Administrative Checks must submit their vehicles to the Scrutineering in accordance with the schedule. Being late for the Scrutineering will be penalized in the amount of RUB 10,000.

Fine must be paid within the period specified in the decision on penalization

11.4. Scrutineering Requirements

Presenting the vehicle for Scrutineering competitors must fulfill the following requirements

- starting numbers and advertising must be affixed to the vehicle;
- the following safety and navigation equipment must be installed in the vehicles:
 - GPS Unik 1;
 - SENTINEL;
 - SMM-GPS-IRIDIUM.

GPS systems must always be connected directly to the battery in order to function even when the engine is not running.

The crew must have "OK" in green and "SOS" in red boards in the vehicle, made on a dense white waterproof material of A3 format. The presence of boards is checked at the Scrutineering.

11.5. It is allowed to use a personal GPS tracker to provide the Stewards of the Meeting to control the passage of the event route in case of failure of the GPS device provided by the Organizer. This GPS tracker must be presented at the Scrutineering and approved by a technical specialist who checks the installation of monitoring devices provided by the Organizer, and may be sealed. The GPS tracker should not be able to upload data to it. Data from a personal GPS tracker should, if necessary, be provided to the Organizer in GPX or KML formats.

11.6. The Organizer has the right to install video cameras in the sports vehicle. Mounting for video cameras will be installed at the Scrutineering.

11.7. Upon Scrutineering completion vehicles will be located in the Parc Ferme. Competitors should park their vehicles in the Parc Ferme right after the Scrutineering passage.

Being late at the Parc Ferme will be penalized in the amount of RUB 10,000.

11.8. Engine replacement in all categories entails a penalty of 100 hours. Before proceeding with an engine change, the competitor must notify the Clerk of the Course and/or the Technical Commissioner to apply a new marking.

Engine replacement is allowed 1 time. A second change will result in exclusion from the competition.

12. COMPETITION RUNNING

12.1. Ceremonial Start

In accordance with the Ceremonial Start List, on a signal of an official, the crews pass through the starting arch (approximately from 19:15). The order of passage through the arch is determined by the Organizer and will be published additionally. There is a stop at the starting arch for photographing. After passing through the arch, the crews drive to the Service Park at the Bivouac. All competitors must attend the Ceremonial Start wearing overalls.

12.2. Briefings

The first general briefing for all competitors will take place in the “Pyramid” (3 Moskovskaya Str. Kazan) on July 6, 2023 at 17:30.

The participation of at least one crew member of every sport and assistance vehicle is mandatory. Presence will be controlled by signature.

Absence from the briefing is penalized in the amount of RUB 30,000.

During the event briefings will be held in the Bivouac’s catering area every evening at 20:00.

Presence of at least one crew member is recommended.

Important information and the GPS code for the next day’s stage will be published on the Official Notice Boards: in the Rally HQ, in the catering area, on the Sportity App.

12.3. Start Order and Intervals

12.3.1. At the first stage the competitors start in accordance with the general Start List for the Stage 1 among the competitors of the international event and the Russian Championship in ascending order of starting numbers in categories: T1, T3, R (RC standings), T2, T5, Open. T5 standings competitors start no earlier than 5 minutes after the last T2 crew.

12.3.2. The start at each next stage is given in accordance with the general classification of the SS of the previous stage among the competitors of the international event and of the Russian Championship.

12.3.3. Start interval is three minutes for the first ten crews in the general field (competitors of the international event and the Russian Championship), and one minute for the others.

12.3.4. In the event of adverse weather conditions (such as heavy rainfall) that lead to a coverage alteration, changes to the start order may be made.

12.4. Allotted Time, Time Limits and Fixed Penalties (FP)

12.4.1. Crews that are late to the TC Stage start or TC SS start will receive a penalty for each minute or fraction of a minute and will be able to start at that stage or SS if they receive an entry before closing of this control point. The new time and the new start order will be provided to the crew at the discretion of the Chief Officer of the control point.

12.4.2. In case of delay at the TC Stage start beyond the allowed time (closing of this control point), the crew will not be considered taken start at the stage, however, they will have the right to start at the next stage, declaring the missed stage as Joker.

12.4.3. If the crew started at the stage, but was late for TC start of any SS of this stage and did not receive an entry before closing of this control point, this crew will not be considered taken start at the SS and will receive a penalty in the amount of 5 times the allotted time of this SS.

12.4.4. The crew that did not start at the SS cannot be on the route of this SS and move along it to the finish of the stage or to the start of the next SS.

12.4.5. If there are two SS at the stage, the crew that started at the stage, but was late for the TC start of the first SS of this stage and did not receive an entry before closing of this control point, can start at the second SS of this stage observing Art. 12.4.4., if they receive an entry at the TC start of the second SS of this stage before closing of this control point.

12.4.6. The SS FP (2 hours) will be applied to the crew that did not finish at the SS or did not finish within the allotted time of this SS; it will be added to the allotted time.

Thus, this crew will have the following result: allotted time + SS FP + penalty for the missed points.

12.4.7. In case of exceeding the allotted time, the time limit for the liaison after the SS is counted from the moment of the end of the allotted time.

12.4.8. Crews that have exceeded the allotted time at the Stage 4 SS4A, Stage 6 SS6A and Stage 7 SS7A, can start at the SS4B (Stage 4), SS6B (Stage 6) and SS7B (Stage 7) respectively, if they get an entry at the TC SS4B, TC SS6B and TC SS7B of the corresponding stages before closing of these control points.

The crew that arrived at TC SS4B, TC SS6B and TC SS7B after their closing will not be considered taken start at the corresponding SS, will receive a penalty in accordance with Art. 12.4.3 and must move to the finish of the stage in accordance with Art. 12.4.4.

12.4.9. The crew that retired at the SS and/or used outside assistance to move the vehicle at the SS or liaisons between the SS (except for towing by non-finishing competitors), receives a FP (5 times the allotted time of the SS where outside assistance was used and the subsequent SS if there are two SS at the stage).

If outside assistance was used only at the liaison from the finish of the SS to the finish of the stage (except for Stage 9), subject to the aidless passage of the SS of the stage, the crew receives a three-hour penalty for outside help at the liaison.

12.4.10. If a crew retired at the last stage and/or outside assistance was used to move the vehicle (with the exception of towing by non-finishing competitors), the FP of the final stage – an exception – is applied to this crew.

12.4.11. Crews that have exceeded the time limit for the road section to the overnight Service Park after the SS finish will receive a penalty of one minute for each minute or fraction of a minute of being late, provided that they receive an entry at the Bivouac IN TC before closing of this control point.

12.4.12. Crews that will arrive at the Service Park after closing of the Bivouac IN TC control point will receive a one-hour FP, added to the penalty applied in accordance with Art. 12.4.11. for exceeding the time limit for the road section and may start at the next stage, under the following conditions:

- if no notification of final retirement was received from the crews;
- if the crews receive an entry at the start of the next stage before closing of the Bivouac OUT TC.

12.4.13. Crews that exceeded the time limit for the road section to the Parc Ferme (PF) after the SS9 finish will receive a penalty of 1 minute for each minute or fraction of a minute of being late, provided that they receive an entry at the PF IN TC before 16:30 on 07/15/2023.

Crews arriving at the PF after 16:30, but before the end of the finish podium procedure, will not be classified according to the results of the competition, but can pass through the finish podium.

12.4.14. Closing time of the control points will be published in the Itinerary.

12.5. Towing

12.5.1. Towing is the movement of one vehicle by another and/or any other means that cause the vehicle to move (**including pushing the vehicle by hand**) other than the normal means of movement by running its engine.

12.5.2. During the competition assistance and towing of one vehicle by another is allowed only for those competitors who have not yet finished. A penalty is imposed for towing in an area where the Parc Ferme Conditions are in effect.

12.5.3. For passing through and/or within the Control Area of the control point (TC, CP, Start, Finish) by towing (**including by pushing the vehicle**) a fine of 30 minutes for each control is imposed.

12.5.4. If the competitor's vehicle cannot leave the TC zone at the start of the stage or the SS Start zone individually, it must be removed from it by any means, up to towing, and is considered taken start at the stage/SS. In the case of towing, penalization is charged in accordance with Art. 12.5.3.

12.5.5. Any towing by unauthorized persons (including assistance cars, spectators, competitors who have already finished, etc.) is prohibited assistance and is penalized by stage fixed penalty – 5 times the allotted time of this stage.

It is not considered towing and is not penalized the return of the crashed (overturned, went off the track, etc.) vehicle to the track or the release of the SS track from the vehicle unable to move individually for the passage of other competitors.

12.6. Time Cards

12.6.1. During the competition competitors are given the Time Cards that indicate the time limits and allotted times for each stage. The Time Card must be submitted upon arrival at each control and can be replaced with a new one at the start of the stage or at another control. Each crew is responsible for the Time Card safekeeping.

12.6.2. Any correction or alteration on the Time Card will be penalized by exclusion from the competition, unless this correction is made at the control and certified by the official signature.

12.6.3. Only the crew is responsible for:

- obtaining the Time Card before the start of the stage;
- submission of the Time Card at the control and the accuracy of the entries.

12.6.4. Only officials at the controls are allowed to make entries on the Time Cards.

The Time Cards must have entries from each control in the order indicated on the Time Card, under the threat of penalization. For the absence of entries (and in the correct sequence of controls) or the failure to submit the Time Card at any control, the crew will be penalized by the decision of the Stewards of the Meeting, up to exclusion. In case of the Time Card loss, the crew will be penalized for 10 minutes, which does not exclude additional penalties for the lack of entries on the TC.

12.6.5. The Time Cards will be given to the competitors at the start of the stages in front of the Bivouac OUT TC yellow sign.

13. CONTROLS AND ZONES

It is strictly forbidden to enter or leave the Control Area in directions not provided for by the Road Book, and it is also forbidden to re-enter the Control Area. Violations are penalized:

- 1st violation: 10 minutes;
- 2nd and subsequent violations: decision of the Stewards of the Meeting.

13.1. Time Control (TC)

13.1.1. At the Time Control (TC) the exact time of arrival is registered, i.e., the time when the crew member handed in the Time Card to the official. Entries on the Time Card are made only if the vehicle and all crew members are in the Control Area in close proximity to the control.

13.1.2. The time of the correct entry at the TC point is obtained by adding the time limit for this section and the starting time for this section. This time is determined to the nearest minute and is called the estimated time. The time is entered in the following form: from 00.01 to 24.00. In case of exceeding the allotted time at the SS, if the control STOP-TC is closed, the time limit before the entry at the next TC is counted from the moment of the allotted time expiration for each specific crew.

13.1.3. The procedure for obtaining an entry by the crew at the control begins from the moment when the vehicle passes the yellow signs at the beginning of the Control Area. The crew is not allowed to stop between the area entry sign and the control point.

13.1.4. The procedure for obtaining an entry is completed correctly if the crew entered the Control Area in the estimated minute or in the minute preceding the estimated one, and the Time Card is submitted to the official during the estimated minute.

13.1.5. Any difference between the estimated time and the actual time of the entry is penalized as 1 minute of penalization for 1 minute or a fraction of a minute of deviation (late/early arrival) from the estimated time of the entry.

13.2. SS Start

13.2.1. At the SS start an automatic (electronic) start system will be used.

Start at all SS is made as follows:

- at the official's invitation the crew takes a position at the SS start and hands in the time card to the official;
- the official gives a sign to the crew about the correct starting position on the conditional start line;
- after being placed on the start line, the vehicle must be stagnant until the start;
- the starting board displays the current astronomical time with an accuracy of up to a second. The official warns the crew about the start 1 minute in advance;
- 30 sec. before the start, the official returns the time card to the crew;
- after the number of seconds of the current astronomical minute becomes more than 30, the countdown of seconds before the start begins;
- 5 seconds before the start a red LED on the board lights up;
- at "0" seconds the red LED blinks off and the green one lights up and is in for 20 seconds. This is the start command when the crew must immediately start;
- if the fact of a false start is fixed, then "FS" is displayed in the second's field.

In case of failure of the electronic start system, the start at the SS is made manually in accordance with the procedure established by Art 21.4 of the Cross-Country Rally Sporting Regulations.

13.2.2. If the crew does not start within 20 seconds after the start signal, a penalty of 2 minutes is imposed.

13.2.3. For a false start (starting to move forward before the start command is given by the official) the crew will be penalized for at least 1 minute or more, according to the official's report. For repeated false starts, the Stewards of the Meeting may

impose a more severe penalty on the crew.

13.2.4. Being in the Control area of the combined TC-Start, the crew has the right to replace or repair a flat tire. For these purposes, the crew is additionally given 10 minutes and a new start time is assigned. Exceeding extra time is penalized by 1 minute of penalty time per minute or part of a minute of exceeding.

13.3. Passage Control

To check that the crews are respecting the route, Passage Controls (CP) and Waypoints (WPT) may be set up on the track.

13.3.1. With the aim to ensure safety in the Passage Control (CP) areas, a “Safety Zone” is organized at each CP.

The speed in this zone is limited to 30 kph and is controlled by the Organizer's devices.

13.3.2. After the CP points are closed, GPS data will be taken into account to confirm that the competitor is following the official route. In this case, there will be no penalty for missing the CP point.

13.4. SS Finish

13.4.1. Stop in the Finish Control Area between the SS Finish yellow signs and the STOP signs is prohibited. The violation entails a penalty of 15 minutes.

13.4.2. The SS Finish will be equipped with an automatic timing system.

The minimum timing accuracy is 1 second.

13.4.3. If the crew does not stop at the STOP sign and does not receive an entry, a penalty of 1 hour is imposed.

13.5. SS Interruption

The decision of the Stewards of the Meeting on calculating the time for passing the SS to all crews affected by the circumstances of the SS interruption is determined in accordance with Art. 21.14–21.16 of the 2023 Cross-Country Rally Sporting Regulations.

14. JOKER STAGE

If the crew decides not to start at the stage or is late for the stage start, they may declare that stage as a Joker.

In this case the crew receives a 100-hour penalty.

Every crew that has used the Joker stage and intends to start at the next stage should mandatorily submit the request form for a new start to the Rally HQ by 18:30.

This form is on the last pages of the Road Book.

Failure to comply with these requirements entails a refusal to start.

Only 2 Joker stages are allowed throughout the rally.

15. OFFICIAL ROUTE. NAVIGATION AND SAFETY DEVICES

15.1. The official route is recorded in the GPS provided to the competitors. The chronological confirmation of each waypoint listed in the Road Book will ensure that the competitor respects that route. Each point will be indicated in the Road Book and entered into the GPS.

15.2. Passage Control Points (CP) and Route Control Points (WPM, WPS, WPV, PC, DZ, FZ) will be set up to control that the crews respect the route and the track corridor. The CP location will be indicated in the RB. If the crew got a waypoint located at the CP, but did not stop and did not receive the entry on the Time Card, then for the absence of the entry on the Time Card on passing the CP that provided for a stop, the crew will be penalized for 5 minutes.

15.3. GPS ERTF Operation

15.3.1. Instruction for use and mounting of navigation devices

Appendices 3, 4 to the Supplementary Regulations.

15.3.2. Opening and validation radii:

	WPT type	Opening radius	Validation radius
Waypoints	WPM	800 m	90 m
	WPS	1,000 m	90 m
	PC	*1,000 m	90 m
Start/Finish/SL Zone WP	WPV	Open	200 m
	DSS	*1,000 m	200 m
	ASS	800 m	90 m
	DZ	1,000 m	90 m
	FZ	*1,000 m	90 m

*After previous waypoint or within a radius of 1,000 m, if the previous waypoint was missed.

The crew must respect the chronological order of the waypoints of the stage concerned. Otherwise, the GPS will only display the compass heading and speed.

However, the crew can have the GPS go to another WPT by pressing “W+” or “W-”.

Penalization for non-confirmation of WPT and CP passage is 15 minutes.

When the PC points are combined with the WPT, no additional penalty will be charged for not passing the PC point.

15.3.3. If the crew has 2 working GPS and only one of them confirms the passage through the control point, no penalty will be imposed. If both GPS units have not recorded the passage through the control point, the competitor has the right to present a personal GPS tracker to confirm the passage of the route, but only if it has been tested and approved at the Scrutineering.

15.3.4. In case of deviating from the official route, the crews that have gained a sporting advantage over the competitors, who moved strictly along the route, will be penalized by the decision of the Stewards of the Meeting.

15.3.5. Masked waypoints activation code

The code, provided by the Rally HQ upon request, allows the normal GPS functions to be activated and all waypoints to be visible. All points opened using the masked waypoints activation code are considered not validated. In addition, the crew may be penalized by the decision of the Stewards of the Meeting.

15.3.6. Control Procedure

Any accident caused by the crew (loss, destruction, disconnection, etc.) that makes it impossible to read the GPS and/or any attempt at fraud or manipulation recorded by the GPS technician, entails the imposition of penalties up to exclusion from the competition, the decision on which is made by the Stewards of the Meeting.

Control is carried out at the finish of the stages or at the SS finish. The crew must set the CHECK page on their GPS at the finish line. All waypoints will appear on the screen, the information will be highlighted in white or in gray: not validated or validated waypoints.

During the stop to check at the Stage finish TC or SS finish, the information contained in the GPS is automatically transmitted to the scrutineer (missed points, speed, etc.). If a violation is detected, the technical specialist states this fact and points it out to the crew against signature.

15.4. Speed Limit

15.4.1. At the SS the pulse signal is recorded by GPS Unik1 every 150 m at the maximum. The speed is shown on the GPS display and recorded to the memory. All excesses (“pulses”) are listed on the control page (CHK → SPD). Upon arrival at the finish of the stage (or SS), the official records all overspeedings and reports them to the crew.

15.4.2. The beginning of the speed control zone is marked in the Road Book by a position containing the DZ sign and GPS point. 90 meters before this point the competitor sees on their GPS that they are approaching the control zone. The next 90 meters after this point is considered a braking zone, within which there is no penalty.

The end of the speed control zone is marked in the Road Book by a position containing the FZ sign and GPS point. 90 meters before this point the “free” zone begins, within which there is no penalty.

GPS points connected with a DZ or FZ can only be validated when the competitor is within 90 meters of it.

Within the SL zone the speed may be limited to 30, 40, 50, 70 or 90 kph. The speed limit is constantly displayed on the GPS.

If the speed indicated in the Road Book contradicts the speed on the navigation device, then the higher of these two speeds will be decisive.

Organizers can set no more than two consecutive restriction zones with different speeds. In case of increasing speed, the higher speed will be controlled from 90 meters to the intermediate FZ/DZ point zone.

15.4.3. The maximum speed limit for T3, T5 and N2 vehicles throughout the entire SS route is 140 kph, for all other vehicles throughout the entire SS route is 170 kph.

15.4.4. During the competition (excluding SS) crews must comply with the Traffic Rules. The crew that does not comply with Traffic Rules is penalized in accordance with Art. XIII of the 2023 Cross-Country Rally Sporting Regulations.

The maximum permitted speed at the liaison is the speed permitted by the Traffic Rules.

15.4.5. The SS will be subject to speed limit (SL) zones mandatory for all competitors

15.4.6. For any exceeding the maximum speed throughout the SS route and for exceeding the speed in the SL zones registered by GPS, the following penalties will be imposed (Art. 14.9 of the 2023 Cross-Country Rally Sporting Regulations):

- from 1 to 5 kph: 10 sec. x for the number of pulses when the permitted speed is exceeded;
- from 6 to 15 kph: 1 min. x for the number of pulses when the permitted speed is exceeded;
- from 16 to 40 kph: 2 min. x number of pulses when the permitted speed is exceeded;
- over 40 kph:
First pulse: 5 min.
Second pulse: 10 min.
Third pulse: 15 min.

Any subsequent pulse above 40 kph will be penalized at the discretion of the Stewards of the Meeting.

15.5. Sentinel System Operation

15.5.1. Instruction for use and mounting of Sentinel system

Appendices 5, 6 to the Supplementary Regulations.

15.5.2. In order for overtaking to be safe, every crew is required to install the Sentinel system in their vehicle.

The Sentinel system must be operational throughout every stage.

The competitor is responsible for the device operability: any statement of the inoperative state of the device due to the fault of the crew entails a one-hour penalty. The information is forwarded to the Stewards of the Meeting for possible additional punishment.

The device must be installed in the vehicle in such a way as to allow at least two crew members to use it while fastened and with their seat belts tightened.

15.5.3. It is prohibited to deliberately block the passage of vehicles following the crew or prevent overtaking.

Any competitor who has been caught up with another competitor must do whatever is necessary to be overtaken.

A competitor who receives a signal and prevents overtaking will be penalized.

15.5.4. If the Stewards of the Meeting establish a fact of the intentional failure of one competitor to pass by another (in particular, in the case of using the Sentinel system by a competitor who, within 60 seconds after receiving the third of a series of signals, did not miss and did not allow overtaking by another competitor), the offender will be imposed the following penalties:

- 1st violation: 3 minutes;
- 2nd violation: 7 minutes;
- 3rd violation: 10 minutes;
- more than 3 violations: up to exclusion by decision of the Stewards of the Meeting.

All disputes will be considered by the Stewards of the Meeting after hearing both parties.

16. RETIREMENT, EVACUATION

16.1. Crew that has retired at the stage may use outside assistance to move the vehicle to the Service Park.

A team intending to recover the retired vehicle from the track using external assistance may enter the track **only** with the permission of the Clerk of the Course or the Chief Safety Officer.

16.2. Crew that is unable to continue the competition may declare their retirement at this stage or in the competition as a whole.

16.3. Every competitor is obliged to hand over all navigation and safety devices to the representatives of the supplier at the end of the competition or in case of retirement.

17. ACCIDENTS

17.1. In the event of an accident at the SS, the crews must act in accordance with **the Art. 16.8 of the 2023 Cross-Country Rally Sporting Regulations, the Instruction for use of the SMM control and safety device (Appendix 7 to these Regulations) and the Instruction for use of the Sentinel device (Appendix 5 to these Regulations).**

17.2. In the event of an accident on the SS track without injured requiring immediate medical attention, any crew member must clearly show the “OK” sign to all following crews and the helicopter (if applicable).

The OK button of the the SMM device must be pressed if the crew stops at the SS for more than 20 minutes for technical reasons.

When a crew leaves their vehicle, the “OK” sign should, if possible, be positioned so that it can be clearly seen by other passing crews.

17.3. In the event of an accident on the SS track with injured requiring medical attention, the “SOS” sign must be shown to all following crews and the helicopter (if applicable). After rendering of assistance, a green “OK” sign is required.

It is necessary to press and hold the button of the SMM device for more than 5 seconds, your SOS message and the coordinates of your place will be sent to the Rally HQ.

Pressing SOS is necessary only for an urgent call for medical assistance to the competitor.

The crew (following the crashed vehicle) should:

- If they were shown “SOS” or there was no alarm – stop, take measures to provide assistance. If there are means of communication, report on the accident to the Rally officials. If it is necessary, wait for the medical help arrival. Record in the Time Card the fact of the victim transfer. Continue moving along the route to the nearest control point and report on the accident there.

All subsequent crews (following the crashed vehicle) should:

- If they were shown “SOS” or there was no alarm – stop. If there are means of communication, report on the accident to the Rally officials, if this has not been done before. Continue moving along the route to the nearest control point and report on the accident there.

Every vehicle participating in the competition should have a red reflective triangle on board, which, in case the vehicle stops at the SS in conditions of limited visibility, is set in a noticeable place in order to warn subsequent crews, at least 30–50 meters before the place where the vehicle stops even if the stopped vehicle is off the road. Any crew not complying with these requirements will be penalized by the decision of the Stewards of the Meeting for at least 10% of the Entry Fee.

Failure to provide assistance to the injured crew and/or non-compliance by the injured crew with the above requirements (Art. 16.8 of the Cross-Country Rally Sporting Regulations) is considered by the Stewards of the Meeting and penalized up to exclusion from the competition.

17.4. In the event of an accident on the liaison/road section with injuries and damage, the crew must immediately inform the Rally HQ by any means in order to call for the appropriate means of assistance and rescue.

In addition, the crew should immediately inform the Chief Safety Officer, who will explain what should be done in this situation:

Victor Sokolov: +79375866819

National telephone number of firefighters and rescuers in the Russian Federation is 101(112)

17.5. Additional safety requirements

At the start of all stages, each car must have at least 5 liters of water per crew member on board.

Compliance with this requirement will be checked before the start.

At the selective section it is recommended to have a satellite phone and/or a GSM phone without a navigation function (without a GPS/GLONASS chip) in a vehicle. Equipment with a GPS chip (smartphones, tablets, navigators, etc.) is prohibited, except for devices issued by the Organizer, a backup GPS tracker (registered at the Scrutineering) and, if they have a GPS chip, video recording systems and an engine control unit (ECU).

Phones may only be used outside the cab, while the vehicle is stopped, to communicate information regarding retirement, accident or breakdown.

In other cases, the phone may not be switched on at the selective sections.

It is recommended to have additional fire extinguishers and 2 flares.

18. ROAD BOOKS

18.1. A Road Book is a description of the route of movement. The Organizer is responsible for the correspondence of the description to the route.

18.2. Every crew receives the Road Book and/or maps indicating the route and/or mandatory passage control points. Compliance with the route is mandatory under the threat of penalization, up to exclusion from the competition.

18.3. There will be the following documents at the end of the Road Book

1) Retirement form.

To report on the retirement, this form must be handed over at the last control post at the SS or to the Rally HQ upon arrival at the bivouac.

When retiring, navigational instruments and safety equipment must be returned to the Organizer.

2) Request form for a new start for the possibility to start after the Joker stage.

This form must be submitted to the Rally HQ.

18.4. The following items are permitted to present in the vehicle:

- official Road Book for the current stage;
- changes from the route review team (they can be entered to the Road Book);
- maps (excluding satellite maps and pictures).

Failure to comply with these rules will result in penalization up to exclusion.

18.5. Based on the passage results of the Organizer's route review team, possible changes will be issued to the competitors along with the Road Book in A5 format at the TC Start of the corresponding stage.

18.6. Road Book Issuance

The issuance of Road Books for all stages will take place at the Bivouac OUT TC point (start of the stage) in front of the yellow sign, 20 minutes before the entry at this control point.

19. PROTESTS AND APPEALS

19.1. The deadline for filing a protest against any alleged mistake or violation of the rules that occurred during the stage, and/or against the provisional classification established at the end of the stage (stage provisional classification) is no later than 24 hours after the publication of the provisional classification of this stage, with the exception of cases when the Stewards of the Meeting consider that it will not be possible to comply with the 24-hour deadline.

19.2. This rule does not apply to the last 2 stages of the competition. In this case protests are submitted in accordance with Art. 3.9 of the RAF SC.

19.3. Each protest must be filed in accordance with the RAF SC and accompanied by a cash deposit of RUB 50,000.

19.4. The fee for filing an appeal is in accordance with the RAF SC.

20. FINAL CLASSIFICATIONS

20.1. Classifications

The following classifications will be drawn up by the competition results:

- Rally-Raid Overall
- Rally-Raid T1
- Rally-Raid T2
- Rally-Raid T3
- Rally-Raid T5
- Rally-Raid Open

20.2. Prize-Giving

Prizes will be awarded to the winners during the official Prize-giving Ceremony, which will take place on July 15, 2023.

Prizes will be awarded for 1st–10th place in the Overall Standings for Cars and for 1st–10th place in the final classification among Trucks.

In addition, prizes will be awarded for 1st–3rd places in each discipline of the Overall standings.

Appendix 1. Photographs and contact details of the officials

<p>CLERK OF THE COURSE</p> 	<p>COMPETITORS' RELATIONS OFFICER</p> 
<p>Marina SERGEEVA +79166086118</p>	<p>Nikita ILYASOV +79608934963</p>
<p>SERVICE PARK (BIVOUAC) OFFICER</p> 	<p>COMPETITORS' RELATIONS OFFICER</p> 
<p>Igor ORLOV +79217829992</p>	<p>Evgenia MORGUNOVA +79103049859</p>

APPENDIX 2. IDENTIFICATION, ADVERTISING, POSITIONING

CARS AND TRUCKS



plates for front doors both sides and top 500x470mm



advertising plates for rear doors both sides 500x520mm



windscreen sticker 1100x100mm




rally plate for front and rear 430x215mm

N2 AND T3 GROUPS



plates for front doors both sides and top 300x282mm



advertising plates for rear doors both sides 300x312mm



windscreen sticker 1100x100mm



rally plate for front and rear 430x215mm

A SCHEME FOR STICKING AND PLACING THE ELEMENTS



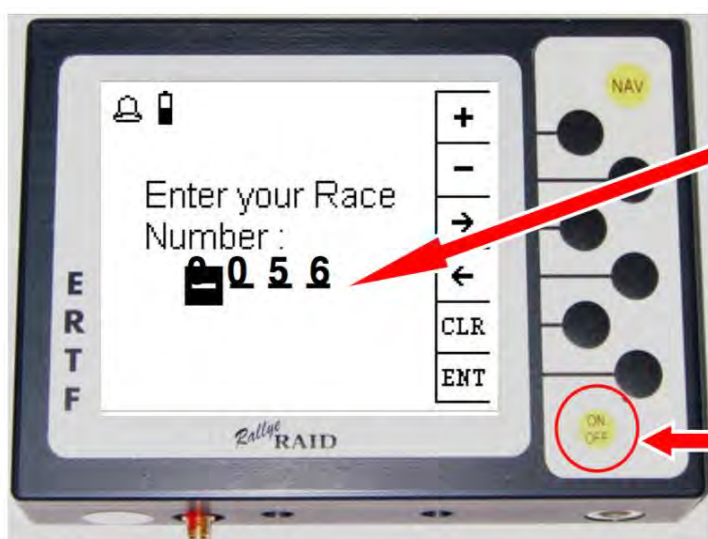
APPENDIX 3. INSTRUCTION FOR THE USE OF NAVIGATION DEVICES



First device activation



✓ Activation



Enter your start number using “+” and “-” (only at first device activation)

Activation: short press

Deactivation: press and hold for 3 sec.

Ordinary rally day

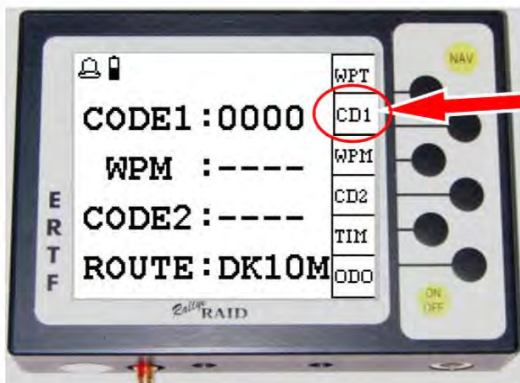
- ✓ The GPS code is announced in the evening of the previous day



Press COD button


(Main navigation screen: NAV)

■ Enter the day code



Press CD1 button

1. Enter the day code
2. Press ENT to confirm



✓ Device correct operation check (is on, receiving the satellite signals)


- 🔔 - Indicates no GPS reception
- Disappears a few minutes after activation when the device is working properly

🔋 Backup battery

🔋 Vehicle onboard network supply



✓ Navigation start:




NAV: return to the main screen from anywhere


Arrow appears on the screen showing the direction to the next point

30 m before the point the device emits a sound signal and automatically switches to the next point

✓ Movement to Masked Waypoint (WPM):



■ Entrance to the visibility distance of the waypoint




■ Waypoint validation



The waypoint is considered passed (validated) only if you pass within a radius of 200 m from it (or 90 m in case of DZ or FZ). During this rally – 30 m


As soon as the device has validated a point, it automatically switches to the next one (for example, in this case – “Wpt 003”)

✓ What to do if I missed a point and would like to go to the next one

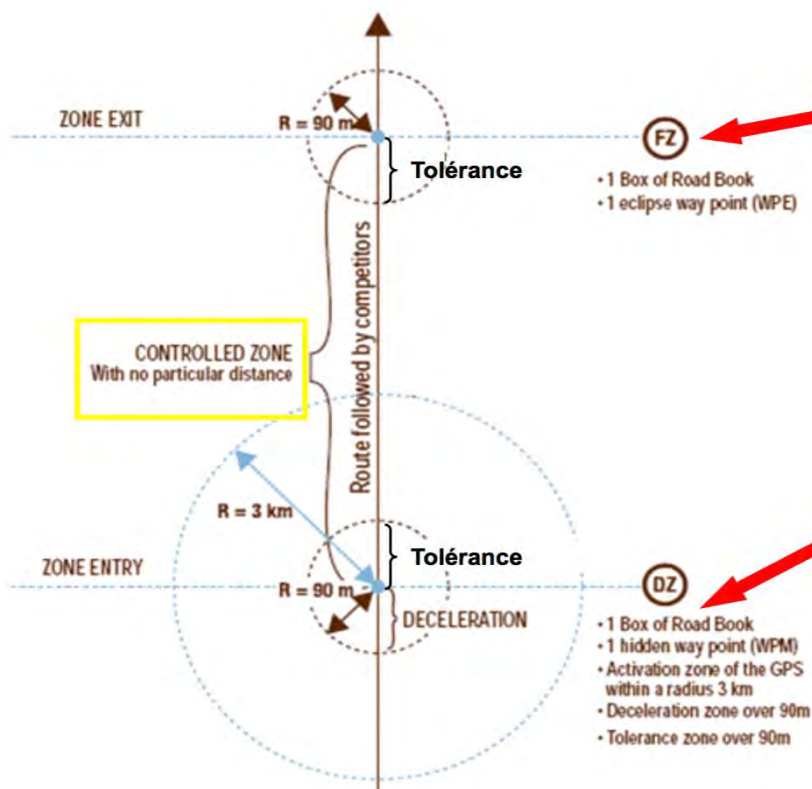


NXT: change destination

go to the next point in the list



✓ Speed control



Speed control ends at the FZ radius entrance


- 1 Box of Road Book
- 1 eclipse way point (WPE)

Speed control starts at the DZ radius exit

- 1 Box of Road Book
- 1 hidden way point (WPM)
- Activation zone of the GPS within a radius 3 km
- Deceleration zone over 90m
- Tolerance zone over 90m


■ DZ entrance:

Speed control at the entrance




■ Movement in the SL zone

Speed control within SL zone



✓ OD+ odometer function:



Stop and adjustment of the total distance passed

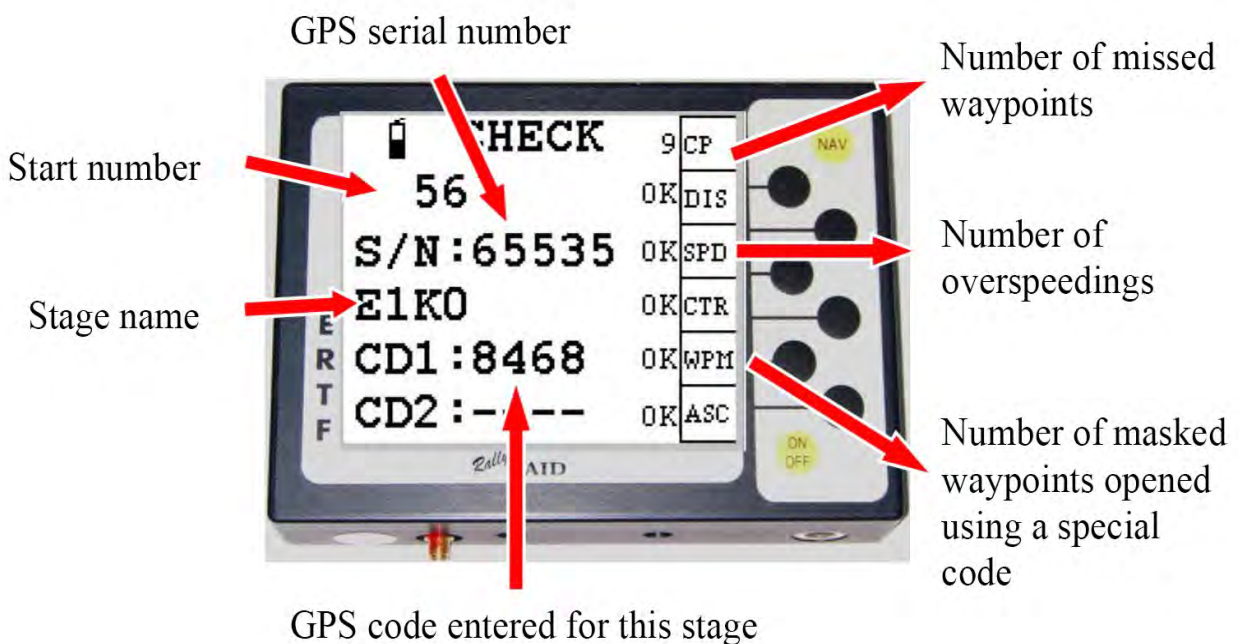
Fast adjustment (for hundreds of meters) of the total distance

Manual switch to the next WPT

Manual return to the previous WPT

(From the main screen (Nav), press OD+)

✓ End of the day, entrance to the bivouac: passage and violations check



APPENDIX 4. INSTRUCTION FOR MOUNTING OF UNIK 1 NAVIGATION DEVICE

Instruction for mounting the UNIK I assembly kit

Assembly kit includes:

- GPS antenna.
- power cable.
- UNIK I bar.



Fig. 1 GPS antenna



Fig. 2 Power cable



Fig. 3 UNIK bar

KIT MOUNTING

The UNIK bar is installed on the free space of the co-driver's dashboard (in case of motorcycles and quads, onto the device fitting location above the handlebar). Placing it on the co-driver's dashboard, it is necessary to take into account that the overall dimensions of the device itself (170 x 135 mm) are larger than the size of the bar. The bar is screwed to the co-driver's dashboard using vibration mounts (vibration mounts, nuts and screws are supplied). Vibration mounts are recommended to be installed at the maximum spaced distance from each other, the holes must first be countersunk. See Fig. 3 for an example of hole preparation.

The power cable of the device is connected either directly to the battery or to the on-board network of the vehicle. The supply voltage is from 9 to 24 volts DC. The positive conductor of the power cable is protected by a 5A fuse.

The main requirement is not to ignore protection: either use the fuse holder supplied in the kit, or, in case of connection to the on-board network, connect using a free fuse in the vehicle fuse box. A small white connector on the power cable is provided for connecting an external battery (if necessary).

The GPS antenna is installed on the body of the vehicle (in case of motorcycles and quads, onto the device fitting location above the handlebar). The correct location is on the roof of the vehicle, in case of its absence or impossibility of installation on the roof – on the hood or rear fairings of the body. The GPS antenna is magnetic and does not require additional fixation when installed on steel body panels. Installing the antenna on plastic/fiberglass or aluminum body panels, it is recommended to install/glue a steel platform to the body element to accommodate the antenna. It is not recommended and it is not allowed to glue the antenna to the body elements with glass sealant. The main requirement when placing the antenna is the openness and reliability of fastening: the antenna should not be covered or blocked by individual elements of the body, be placed inside the air intakes, and also withstand branches. It is strictly forbidden to place the antenna in the cockpit of the vehicle.

UNIK Main View



1. UNIK sports navigation device.
2. Bar.
3. Vibration mounts.
4. Power cable.
5. External battery connector.
6. Fuse.
7. GPS-antenna.

APPENDIX 5. INSTRUCTION FOR THE USE OF COMMUNICATION SYSTEM (SENTINEL)

RUN – STOP

Do not forget to activate your Sentinel before the selective section and deactivate it at the bivouac. Press ON OFF button for 2 seconds. **Red LED lights on when the Sentinel is switched on.** The red LED should be on constantly (if it blinks than Sentinel doesn't get power from the vehicle).



ACCIDENT

If your vehicle is damaged (broken down) or crashed in a dangerous place (after a corner or dune): press two alarm buttons simultaneously (or red button if available) and you will send a signal to competitors in the radius of 500 m. To stop it, press two alarm buttons simultaneously (or red button if available) again.



OVERTAKE

You would like to overtake another vehicle – press for a long time (more than 2s) to warn the vehicle ahead.



Somebody would like to overtake you: you hear beep beep – beep beep. Be ready to let the vehicle pass a.s.a.p.



To inform the crew that would like to overtake you that you have heard their signal and that you will let them pass a.s.a.p. – press briefly the push-button (less than 2s – that cuts the sound in the cockpit).



There is an accident near by: you hear « biiiiiih---- biiiiih-----biiiiiiih---- »

In addition flash  lights on SLOW DOWN



To stop the sound during one minute in the cockpit press briefly the push-button (less than 2s)



VOLUME

3 positions: down, middle, up



APPENDIX 6. INSTRUCTION FOR MOUNTING OF SENTINEL SYSTEM

Instruction for mounting the Sentinel assembly kit



Fig. 1 Power cable



Fig. 2 Sentinel radio antenna



Fig. 3 Push-button



Fig. 4 Buzzer

Sentinel system assembly kit includes:

1. Power cable.
2. Sentinel radio antenna.
3. Yellow push-button.
4. Buzzer.

The Sentinel device is not included in the entry fee, but is provided to the competitor during the event. If the vehicle has a bar for the Sentinel, the device is installed in it.

In the absence of a bar, the Sentinel is attached to the co-driver's dashboard using nylon tie-wraps. The Sentinel is mounted so that both crew members can reach it when they are fastened and with their seat belts tightened.

The Sentinel radio antenna is mounted on the roll cage of the vehicle (in case of motorcycles and quads, onto the device fitting location above the handlebar). See Fig. 6 for an example of antenna installation.

The Sentinel radio antenna should be mounted vertically parallel to the roll cage tube at a distance of about 2 cm, to the side of the roll cage tube.

Buzzer is placed on the vehicle dashboard and is connected to the device via the Media connector. The yellow push-button is connected to the power connector and is located on the dashboard in a convenient place for the co-driver.

The power cable is connected to the battery or the on-board network of the vehicle. The supply voltage is from 9 to 24 volts DC.

The main requirement is not to ignore protection: either use the fuse holder supplied in the kit, or, in case of connection to the on-board network, connect using a free fuse in the vehicle fuse box.

Sentinel System Main View

Assembly main view:

1. Sentinel device.
2. Sentinel radio antenna.
3. Buzzer.
4. Yellow push-button.
5. Power cable.



Fig. 5. Sentinel system kit assembled



Fig. 6. Antenna mounting



Fig. 7. Device main view


Device main view

1. ON/OFF button.
2. Volume control button.
3. Alarm button.
4. Alarm/test button.
5. Radio antenna connector.
6. Buzzer connector.
7. Power connector.

APPENDIX 7. INSTRUCTION FOR THE USE AND MOUNTING OF SMM SAFETY DEVICE



INSTRUCTION FOR MOUNTING



IMPORTANT:

The equipment must be provided for technical checks with the bar, wiring and antenna installed, i.e., fully installed and connected SMM device.


KIT INCLUDES:

1. SMM device.
2. Bar for the device installation.
3. Power cord 12V 1.8 m.
4. GPS antenna (white connector).
5. SAT antenna (yellow connector).

SMM device specification:

- Device dimensions without a bar:
170 mm x 110 mm x 40 mm (W x L x H).
- Device weight: approximately 0.5 kg.
- Operation: at a temperature from -30 to +55°C,
storage at a temperature from -30 to +65°C.
- Current consumption at 12V for GPS SMM
device at rest is 100 mA, during signal transmission is 1A.

BAR



Must be under the car and SSV windshield.
The bar must be mounted on the front of the quad.
The indicators must be visible to the rider (quad) and co-driver (SSV).
The SOS button must be easily accessible to the rider (quad) and co-driver (SSV) to press it if necessary.

SMM DEVICE



Should be fixed in the bar on the sides with 2 plastic clamps.
It is necessary to leave a place behind the body of the device (approximately 10 cm) so that it would be possible to check the connection of the wires using fingers.

POWER CORD EXTENSION



Connect the red wire to +12V (red terminal), and the black wire to the negative terminal of the battery.

The device must be connected directly to the battery, as required by the Regulations.



Connect the power supply at the bar level so that the margin of the wire length reaches 10 cm.

ANTENNAS AND WIRES

Must be installed outside the vehicle and SSV on the hood, near the windshield horizontally, and not obstructed by body elements that reflect the radio signal.

The magnetic antenna must be placed horizontally on the front of the quad, or on the hood for SSV.

There should be no obstacles in front of it.

Attach the white connector of the **GPS** antenna to the white connector of the device with the name **GPS**.

Attach the yellow connector of the **SAT** antenna to the yellow connector of the device with the name **SAT**.

The antenna plug must **NOT** be tightened with a tool!

At this stage of installation, at the back of the bar you should have:

1. Antenna wires.
 2. Power cord.
- Ensure secure wiring.
 - It is recommended to check the fastening and wear of the wires every day.



Indicator «12v» - indicator for turning on the device.

Button «SOS» - sending an SOS message to provide urgent medical care to the competitor.

Press and hold the button for more than 5 seconds, your " SOS " message and your location coordinates will be sent to the race headquarters.
Press only for an urgent call for medical assistance to the competitor.

Button «OK» – sending a message when stopping on the SS for more than 20 minutes for technical reasons, when everything is OK with the crew.

Press and hold the button for more than 5 seconds, your message "OK " will be received by the race headquarters.

The «Max/km», «WP», «» indicators are not used!

