

DJKM - OK-J

Test-Session 3

Track length: 1.190 Km

Session Started: 15:50:07

Best Lap by: 155 - Moritz Groneck - 49.288


Rank	#	Driver	Nat	Sponsor Entrant	Nat	License E-License	Make	laps	Best Lap	Diff	In Lap	Penalty
1	155	Moritz Groneck	DEU	CRG Holland	NLD	ITG39313 IBL15521007	CRG/TM/Vega	14	49.288		12	
2	101	Luke Kornder	DEU	SIM-ON	DEU	ITG12977 KBF39246	Kosmic/TM/Vega	12	49.404	0.116	5	
3	172	Tobias Szecsenyi	CZE	Hagemann racing	CZE	ITG24AS0191 IBL24AT00371	Exprit/TM/Vega	14	49.458	0.170	11	
4	110	Marc Alexander Reistrup	DNK	CRG Holland	NLD	ITG93629 IBL15521008	CRG/TM/Vega	15	49.533	0.245	8	
5	131	Amin Kara Osman	DEU	SIM-ON	DEU	ITG36877 KBF39246	Kosmic/TM/Vega	12	49.558	0.270	5	
6	185	Oliver Städtler	DEU	CV Performance Group	DEU	ITG34878 BIF38321	KR/TM/Vega	14	49.616	0.328	13	
7	173	Alex Molota	SVK	Hagemann racing	CZE	ITG4135 IBL24AT00371	Gillard/TM/Vega	14	49.627	0.339	6	
8	120	Constantin Papst	DEU	ADAC Nordbayern e.V. NEES RACING	DEU	ITG38729 BIC17863	KR/IAME/Vega	6	49.703	0.415	4	
9	168	Nikita Nikishov	ESP	Dörr Motorsport	DEU	ITG176 BIF38420	KR/IAME/Vega	16	49.718	0.430	14	
10	165	Martina Rumlenova	CZE	SKYLARKS KARTING TEAM	CZE	ITG24AS0236 IBL2400701	Praga /TM/Vega	13	49.729	0.441	13	
11	167	Matyas Vitver	CZE	SVC Group Racing	CZE	ITG24AS0022 IBL24AT01031	Tony Kart/TM/Vega	17	49.768	0.480	14	
12	195	Lukas Übleis	AUT	Lanari Racing Team	DEU	ITGJK2021 KBF17166	KR/IAME/Vega	14	49.837	0.549	14	
13	174	Filip Planeta	CZE	Hagemann racing	CZE	ITG24AS0337 IBL24AT00371	Exprit/TM/Vega	14	49.925	0.637	10	
14	166	Martin Attila Vingler	HUN	Via-Speed Kft	HUN	ITG6400 IBL542	Croc Promotion/TM/Vega	15	49.925	0.637	5	
15	124	Benjamin Jalmgard	SWE	Patrick Jalmgard	SWE	ITG126012 IBL126011	Tony Kart/Vortex/Vega	15	50.034	0.746	15	
16	159	Ebbe Raasum	SWE	JP RACING	SWE	ITG119522 IBL105	Exprit/Vortex/Vega	15	50.066	0.778	5	
17	175	Kristyna Kalistova	CZE	Hagemann racing	CZE	ITG24AS1176 IBL24AT00371	Exprit/TM/Vega	14	50.134	0.846	12	
18	162	Khalil Sodah	LTU	Paske Racing	LTU	ITG2024-ITG/007 IBL2024-KL/05	Righetti Ridolfi/TM/Vega	15	50.169	0.881	13	
19	106	Niko Bogнар	HUN	Maranello SRP Factory Team	DEU	ITG7685 KBF38275	Maranello/TM /Vega	15	50.189	0.901	7	
20	164	Jan Chytil	CZE	Ivo Chytil	CZE	ITG24AS0377 IBL24AT00801	Exprit /TM/Vega	8	50.221	0.933	5	
21	169	Zalan Takacs	HUN	Via-Speed Kft	HUN	ITG7708 IBL542	Croc Promotion/TM/Vega	16	50.731	1.443	13	
22	163	Philip Helmchen	DEU	ADAC Berlin-Brandenburg e.V. ADAC Niedersachsen/ Sachsen-Anhalt e.V.	DEU	ITG44008 BIC38443	Maranello/TM/Vega	8	50.735	1.447	3	

Timekeeper
M.Riehmers

Race Director
H.Seidel

These results are provisional until the conclusion of any judicial and technical matters!

Printed: 14.06.2024 / 16:06



INT. ADAC Kartrennen Wackersdorf

DJKM - OK-J

Pro Kart Raceland Wackersdorf 1,190 Km

Test-Session 3

14.06.2024 15:50

Practice (15:00 Time) started at 15:50:07

Lap	Time of Day	Lap Tm	Diff	S1 Tm	S2 Tm	S3 Tm
(155) Moritz Groneck						
1	15:54:12.132	2:32.956	+1:43.668	1:59.805	17.220	15.931
2	15:55:02.234	50.102	+0.814	18.310	16.237	15.555
3	15:55:51.846	49.612	+0.324	18.086	16.024	15.502
4	15:56:41.402	49.556	+0.268	18.102	15.984	15.470
5	15:57:31.083	49.681	+0.393	18.070	16.098	15.513
6	15:58:20.552	49.469	+0.181	18.072	16.033	15.364
7	15:59:10.235	49.683	+0.395	18.066	16.139	15.478
8	15:59:59.577	49.342	+0.054	18.037	15.970	15.335
9	16:00:49.626	50.049	+0.761	17.991	15.986	16.072
10	16:02:20.087	1:30.461	+41.173	58.692	16.215	15.554
11	16:03:09.765	49.678	+0.390	18.147	16.130	15.401
12	16:03:59.053	49.288		18.022	15.962	15.304
13	16:04:48.668	49.615	+0.327	18.044	16.125	15.446
14	16:05:38.129	49.461	+0.173	18.019	16.078	15.364

(101) Luke Kornder						
1	15:54:54.139	50.177	+0.773	18.410	16.181	15.586
2	15:55:43.676	49.537	+0.133	18.084	16.019	15.434
3	15:56:33.163	49.487	+0.083	18.050	16.009	15.428
4	15:57:22.693	49.530	+0.126	18.053	16.061	15.416
5	15:58:12.097	49.404		18.067	15.976	15.361
6	15:59:01.705	49.608	+0.204	18.106	16.104	15.398
7	15:59:52.604	50.899	+1.495	18.099	16.112	16.688
8	16:00:49.051	2:16.447	+1:27.043	1:44.291	16.466	15.690
9	16:02:58.791	49.740	+0.336	18.186	16.098	15.456
10	16:03:48.253	49.462	+0.058	18.118	15.973	15.371
11	16:04:37.740	49.487	+0.083	18.078	16.020	15.389
12	16:05:27.179	49.439	+0.035	18.051	15.955	15.433

(172) Tobiasz Szecsenyi						
1	15:54:45.259	52.031	+2.573	20.081	16.333	15.617
2	15:55:36.072	50.813	+1.355	18.944	16.317	15.552
3	15:56:26.035	49.963	+0.505	18.408	16.114	15.441
4	15:57:15.644	49.609	+0.151	18.228	16.049	15.332
5	15:58:05.286	49.642	+0.184	18.189	16.057	15.396
6	15:58:54.959	49.673	+0.215	18.158	16.083	15.432
7	15:59:44.043	50.084	+0.626	18.305	16.247	15.532
8	16:00:34.778	49.735	+0.277	18.304	16.019	15.412
9	16:01:24.835	50.057	+0.599	18.249	16.303	15.505
10	16:02:15.445	50.610	+1.152	19.014	16.052	15.544
11	16:03:04.903	49.458		18.261	15.904	15.293
12	16:03:54.788	49.885	+0.427	18.186	16.398	15.301
13	16:04:44.265	49.477	+0.019	18.213	15.960	15.304
14	16:05:35.949	51.684	+2.226	18.964	16.044	16.676

(110) Marc Alexander Reistrup						
1	15:52:28.076	51.089	+1.556	18.856	16.597	15.637
2	15:53:18.922	50.846	+1.313	18.822	16.581	15.443
3	15:54:08.903	49.981	+0.448	18.281	16.236	15.464
4	15:54:58.741	49.838	+0.305	18.221	16.146	15.471
5	15:55:48.336	49.595	+0.062	18.097	16.069	15.429
6	15:56:38.161	49.825	+0.292	18.076	16.174	15.575
7	15:57:27.873	49.712	+0.179	18.133	16.223	15.356
8	15:58:17.406	49.533		18.114	15.998	15.421
9	15:59:07.785	50.379	+0.846	18.531	16.374	15.474
10	15:59:58.158	50.373	+0.840	18.176	16.060	16.137
11	16:01:49.048	1:50.890	+1:01.357	1:18.867	16.432	15.591
12	16:02:38.822	49.774	+0.241	18.255	16.144	15.375
13	16:03:28.505	49.683	+0.150	18.195	16.075	15.413
14	16:04:18.686	50.181	+0.648	18.297	16.472	15.412
15	16:05:08.331	49.645	+0.112	18.175	16.051	15.419

(131) Amin Kara Osman						
1	15:54:51.045	50.339	+0.781	18.479	16.293	15.567
2	15:55:40.790	49.745	+0.187	18.180	16.144	15.421
3	15:56:30.680	49.890	+0.332	18.136	16.252	15.502
4	15:57:20.646	49.966	+0.408	18.483	16.114	15.369
5	15:58:10.204	49.558		18.085	16.054	15.419
6	15:58:59.974	49.770	+0.212	18.170	16.140	15.460
7	15:59:50.212	50.238	+0.680	18.120	16.068	16.050
8	16:01:52.935	2:02.723	+1:13.165	1:30.648	16.414	15.661
9	16:02:42.882	49.947	+0.389	18.292	16.150	15.505

(185) Oliver Städtler						
10	16:03:33.013	50.131	+0.573	18.466	16.197	15.468
11	16:04:22.729	49.716	+0.158	18.122	16.153	15.441
12	16:05:12.325	49.596	+0.038	18.146	16.063	15.387

(173) Alex Molota						
1	15:52:36.994	50.113	+0.497	18.362	16.194	15.557
2	15:53:26.726	49.732	+0.116	18.174	16.095	15.463
3	15:54:17.046	50.320	+0.704	18.649	16.156	15.515
4	15:55:06.890	49.844	+0.228	18.149	16.147	15.548
5	15:55:56.634	49.744	+0.128	18.159	16.086	15.499
6	15:56:47.676	51.042	+1.426	18.149	16.148	16.745
7	15:59:25.249	2:37.573	+1:47.957	2:05.625	16.351	15.597
8	16:00:15.200	49.951	+0.335	18.170	16.308	15.473
9	16:01:05.083	49.883	+0.267	18.172	16.204	15.507
10	16:01:54.913	49.830	+0.214	18.169	16.233	15.428
11	16:02:44.698	49.785	+0.169	18.175	16.169	15.441
12	16:03:34.416	49.718	+0.102	18.172	16.167	15.379
13	16:04:24.032	49.616		18.179	16.091	15.346
14	16:05:13.716	49.684	+0.068	18.150	16.119	15.415

(120) Constantin Papst						
1	15:51:59.297	52.087	+2.384	19.693	16.616	15.778
2	15:52:49.517	50.220	+0.517	18.382	16.230	15.608
3	15:53:39.480	49.963	+0.260	18.248	16.160	15.555
4	15:54:29.183	49.703		18.219	16.084	15.400
5	15:55:19.117	49.934	+0.231	18.339	16.104	15.491
6	15:56:10.231	51.114	+1.411	18.381	16.606	16.127

(168) Nikita Nikishov						
1	15:53:03.704	50.648	+0.930	18.617	16.372	15.659
2	15:53:54.519	50.815	+1.097	18.573	16.389	15.853
3	15:54:46.362	51.843	+1.215	19.686	16.608	15.549
4	15:55:36.838	50.476	+0.758	18.534	16.404	15.538
5	15:56:26.989	50.151	+0.433	18.492	16.223	15.436
6	15:57:17.053	50.064	+0.346	18.341	16.279	15.444
7	15:58:06.853	49.800	+0.082	18.284	16.128	15.388
8	15:58:56.667	49.814	+0.096	18.300	16.141	15.373
9	15:59:46.588	49.921	+0.203	18.337	16.211	15.373
10	16:00:36.499	49.911	+0.193	18.372	16.154	15.385
11	16:01:26.572	50.073	+0.355	18.371	16.276	15.426
12	16:02:16.472	49.900	+0.182	18.283	16.193	15.424
13	16:03:06.319	49.847	+0.129	18.335	16.115	15.397
14	16:03:56.037	49.718		18.266	16.086	15.366
15	16:04:45.832	49.795	+0.077	18.275	16.118	15.402
16	16:05:36.997	51.165	+1.447	18.326	16.051	16.788

(165) Martina Rumlenova						
1	15:54:20.573	56.731	+7.002	21.800	17.737	17.194
2	15:55:16.187	55.614	+5.885	21.109	17.727	16.778
3	15:56:10.314	54.127	+4.398	20.796	17.508	15.823
4	15:57:00.522	50.208	+0.479	18.399	16.287	15.522
5	15:57:50.589	50.067	+0.338	18.274	16.377	15.416
6	15:58:40.752	50.163	+0.434	18.232	16.431	15.500
7	15:59:31.674	50.922	+1.193	18.197	16.290	16.435
8	16:01:16.460	1:44.786	+55.057	1:12.561	16.589	15.636
9	16:02:06.600	50.140	+0.411	18.363	16.353	15.424
10	16:02:56.646	50.046	+0.317	18.222	16.324	15.500
11	16:03:46.451	49.805	+0.076	18.245	16.150	15.410

Orbits



INT. ADAC Kartrennen Wackersdorf

DJKM - OK-J

Pro Kart Raceland Wackersdorf 1,190 Km

Test-Session 3

14.06.2024 15:50

Practice (15:00 Time) started at 15:50:07

Lap	Time of Day	Lap Tm	Diff	S1 Tm	S2 Tm	S3 Tm	Lap	Time of Day	Lap Tm	Diff	S1 Tm	S2 Tm	S3 Tm
12	16:04:36.231	49.780	+0.051	18.231	16.150	15.399	3	15:53:53.149	50.900	+0.866	18.430	16.534	15.936
13	16:05:25.960	49.729		18.259	16.086	15.384	4	15:54:43.422	50.273	+0.239	18.376	16.351	15.546
[167] Matyas Vitver							5	15:55:33.822	50.400	+0.366	18.346	16.485	15.569
1	15:52:26.368	50.437	+0.669	18.612	16.311	15.514	6	15:56:24.133	50.311	+0.277	18.350	16.309	15.652
2	15:53:16.907	50.549	+0.781	18.854	16.224	15.471	7	15:57:14.262	50.129	+0.095	18.252	16.269	15.608
3	15:54:06.785	49.878	+0.110	18.222	16.244	15.412	8	15:58:04.640	50.378	+0.344	18.370	16.349	15.659
4	15:54:56.601	49.816	+0.048	18.247	16.107	15.462	9	15:58:54.883	50.243	+0.209	18.356	16.312	15.575
5	15:55:46.701	50.100	+0.332	18.298	16.201	15.601	10	15:59:45.686	50.803	+0.769	18.335	16.892	15.576
6	15:56:36.501	49.800	+0.032	18.235	16.085	15.480	11	16:00:36.025	50.339	+0.305	18.523	16.284	15.532
7	15:57:26.324	49.823	+0.055	18.279	16.094	15.450	12	16:01:26.210	50.185	+0.151	18.313	16.301	15.571
8	15:58:16.136	49.812	+0.044	18.239	16.124	15.449	13	16:02:17.082	50.872	+0.838	18.308	16.295	16.269
9	15:59:07.281	51.145	+1.377	19.254	16.375	15.516	14	16:04:55.652	2:38.570	+1:48.536	2:06.418	16.531	16.621
10	15:59:57.298	50.017	+0.249	18.307	16.201	15.509	15	16:05:45.686	50.034		18.259	16.240	15.535
11	16:00:47.310	50.012	+0.244	18.278	16.224	15.510	[159] Ebbe Raasum						
12	16:01:37.325	50.015	+0.247	18.257	16.234	15.524	1	15:53:14.217	50.864	+0.798	18.832	16.440	15.592
13	16:02:27.278	49.963	+0.185	18.252	16.175	15.526	2	15:54:04.721	50.604	+0.438	18.488	16.427	15.589
14	16:03:17.046	49.768		18.242	16.100	15.426	3	15:54:55.090	50.369	+0.303	18.412	16.369	15.588
15	16:04:06.896	49.850	+0.082	18.270	16.079	15.501	4	15:55:45.227	50.137	+0.071	18.313	16.240	15.584
16	16:04:56.901	50.005	+0.237	18.351	16.139	15.515	5	15:56:35.293	50.066		18.342	16.206	15.518
17	16:05:46.897	49.996	+0.228	18.355	16.201	15.440	6	15:57:25.542	50.249	+0.183	18.408	16.203	15.638
[195] Lukas Übleis							7	15:58:16.076	50.534	+0.468	18.519	16.349	15.666
1	15:53:50.303	52.019	+2.182	19.552	16.875	15.592	8	15:59:08.140	52.064	+1.998	19.640	16.728	15.696
2	15:54:40.664	50.361	+0.524	18.588	16.344	15.429	9	15:59:58.460	50.320	+0.254	18.360	16.387	15.573
3	15:55:30.707	50.043	+0.206	18.362	16.244	15.437	10	16:00:49.308	50.848	+0.782	18.482	16.477	15.889
4	15:56:20.618	49.911	+0.074	18.300	16.214	15.397	11	16:01:39.555	50.247	+0.181	18.382	16.333	15.532
5	15:57:10.622	50.004	+0.167	18.340	16.208	15.456	12	16:02:30.058	50.503	+0.437	18.572	16.327	15.604
6	15:58:01.027	50.405	+0.568	18.523	16.381	15.501	13	16:03:20.310	50.252	+0.186	18.411	16.291	15.550
7	15:58:52.118	51.091	+1.254	18.375	16.314	16.402	14	16:04:10.433	50.123	+0.057	18.342	16.178	15.603
8	16:00:39.908	1:47.790	+57.953	1:15.521	16.751	15.518	15	16:05:01.628	51.195	+1.129	18.347	16.370	16.478
9	16:01:30.071	50.163	+0.326	18.419	16.283	15.461	[175] Kristyna Kalistova						
10	16:02:20.344	50.273	+0.436	18.632	16.296	15.345	1	15:54:48.472	53.566	+3.432	20.064	17.295	16.207
11	16:03:10.304	49.960	+0.123	18.292	16.258	15.410	2	15:55:39.663	51.191	+1.057	18.703	16.704	15.784
12	16:04:00.313	50.009	+0.172	18.300	16.305	15.404	3	15:56:30.501	50.838	+0.704	18.627	16.555	15.656
13	16:04:50.356	50.043	+0.206	18.430	16.234	15.379	4	15:57:21.340	50.839	+0.705	18.853	16.462	15.524
14	16:05:40.193	49.837		18.273	16.211	15.353	5	15:58:11.563	50.223	+0.089	18.318	16.381	15.524
[174] Filip Planeta							6	15:59:02.020	50.457	+0.323	18.379	16.475	15.603
1	15:54:46.233	52.553	+2.628	20.351	16.649	15.553	7	15:59:52.278	50.258	+0.124	18.409	16.264	15.585
2	15:55:37.216	50.983	+1.058	19.022	16.370	15.591	8	16:00:42.473	50.195	+0.061	18.275	16.400	15.520
3	15:56:27.420	50.204	+0.279	18.450	16.311	15.443	9	16:01:32.749	50.276	+0.142	18.343	16.332	15.601
4	15:57:17.367	49.947	+0.022	18.278	16.232	15.437	10	16:02:23.179	50.430	+0.296	18.430	16.438	15.562
5	15:58:07.368	50.001	+0.076	18.330	16.280	15.391	11	16:03:13.453	50.274	+0.140	18.388	16.361	15.525
6	15:58:57.433	50.065	+0.140	18.232	16.363	15.470	12	16:04:03.587	50.134		18.269	16.345	15.520
7	15:59:47.468	50.035	+0.110	18.313	16.296	15.426	13	16:04:53.781	50.194	+0.060	18.291	16.353	15.550
8	16:00:38.117	50.649	+0.724	18.307	16.737	15.605	14	16:05:44.074	50.293	+0.159	18.318	16.397	15.578
9	16:01:28.227	50.110	+0.185	18.294	16.334	15.482	[162] Khalil Sodah						
10	16:02:18.152	49.925		18.209	16.278	15.438	1	15:51:58.552	51.008	+0.839	18.720	16.551	15.737
11	16:03:08.184	50.032	+0.107	18.211	16.262	15.559	2	15:52:48.950	50.398	+0.229	18.392	16.278	15.728
12	16:03:58.258	50.074	+0.149	18.183	16.269	15.622	3	15:53:39.600	50.650	+0.481	18.397	16.300	15.953
13	16:04:48.259	50.001	+0.076	18.229	16.323	15.449	4	15:54:30.227	50.627	+0.458	18.360	16.540	15.727
14	16:05:38.500	50.241	+0.316	18.212	16.387	15.642	5	15:55:21.923	51.696	+1.527	18.413	16.452	16.831
[166] Martin Attila Vingler							6	15:58:01.927	2:40.004	+1:49.835	2:07.711	16.546	15.747
1	15:52:31.381	51.026	+1.101	18.809	16.600	15.617	7	15:58:52.636	50.709	+0.540	18.499	16.532	15.678
2	15:53:21.927	50.546	+0.621	18.589	16.303	15.654	8	15:59:45.399	52.763	+2.594	19.638	16.685	16.440
3	15:54:12.261	50.334	+0.409	18.408	16.277	15.649	9	16:00:36.446	51.047	+0.878	18.975	16.457	15.615
4	15:55:02.541	50.280	+0.355	18.481	16.285	15.514	10	16:01:27.389	50.943	+0.774	18.552	16.727	15.664
5	15:55:52.466	49.925		18.358	16.142	15.425	11	16:02:17.790	50.401	+0.232	18.370	16.385	15.646
6	15:56:42.425	49.959	+0.034	18.266	16.225	15.468	12	16:03:08.349	50.559	+0.390	18.383	16.526	15.650
7	15:57:32.422	49.997	+0.072	18.346	16.152	15.499	13	16:03:58.518	50.169		18.357	16.207	15.605
8	15:58:22.434	50.012	+0.087	18.404	16.163	15.445	14	16:04:48.919	50.401	+0.232	18.349	16.392	15.660
9	15:59:12.517	50.083	+0.158	18.339	16.193	15.551	15	16:05:39.205	50.286	+0.117	18.312	16.378	15.596
10	16:00:03.576	51.059	+1.134	18.891	16.472	15.696	[106] Niko Bogнар						
11	16:00:54.248	50.672	+0.747	18.770	16.374	15.528	1	15:52:15.289	51.163	+0.974	18.949	16.505	15.709
12	16:01:44.488	50.240	+0.315	18.477	16.275	15.488	2	15:53:05.892	50.603	+0.414	18.655	16.351	15.597
13	16:02:34.632	50.144	+0.219	18.447	16.220	15.477	3	15:53:56.803	50.911	+0.722	19.005	16.330	15.576
14	16:03:24.869	50.237	+0.312	18.460	16.282	15.495	4	15:54:47.857	51.054	+0.865	18.696	16.638	15.720
15	16:04:15.723	50.854	+0.929	18.383	16.160	16.311	5	15:55:38.533	50.676	+0.487	18.660	16.387	15.629
[124] Benjamin Jalmgard							6	15:56:28.848	50.315	+0.126	18.548	16.255	15.512
1	15:52:11.697	51.442	+1.408	19.228	16.601	15.613	7	15:57:19.037	50.189		18.487	16.232	15.470
2	15:53:02.249	50.552	+0.518	18.466	16.450	15.636	8	15:58:09.361	50.324	+0.135	18.518	16.290	15.516
							9	15:59:00.817	51.456	+1.267	19.472	16.422	15.562

Orbits



INT. ADAC Kartrennen Wackersdorf

DJKM - OK-J

Pro Kart Raceland Wackersdorf 1,190 Km

Test-Session 3

14.06.2024 15:50

Practice (15:00 Time) started at 15:50:07

Lap	Time of Day	Lap Tm	Diff	S1 Tm	S2 Tm	S3 Tm
10	15:59:51.970	51.153	+0.964	18.637	16.338	16.178
11	16:00:43.008	51.038	+0.849	19.025	16.394	15.619
12	16:01:34.326	51.318	+1.129	18.603	16.391	16.324
13	16:03:40.637	2:06.311	+1:16.122	1:33.655	16.778	15.878
14	16:04:31.163	50.526	+0.337	18.681	16.278	15.567
15	16:05:21.501	50.338	+0.149	18.516	16.244	15.578

(164) Jan Chytil

1	15:52:12.769	50.766	+0.545	18.768	16.333	15.665
2	15:53:03.221	50.452	+0.231	18.620	16.191	15.641
3	15:53:56.576	53.355	+3.134	19.490	17.233	16.632
4	15:55:25.022	1:28.446	+38.225	56.191	16.637	15.618
5	15:56:15.243	50.221		18.531	16.224	15.466
6	15:57:05.523	50.280	+0.059	18.475	16.130	15.675
7	15:57:56.453	50.930	+0.709	18.759	16.395	15.776
8	15:58:47.055	50.602	+0.381	18.419	16.191	15.992

(169) Zalan Takacs

1	15:52:21.857	53.846	+3.115	20.532	17.207	16.107
2	15:53:13.539	51.682	+0.951	19.085	16.741	15.856
3	15:54:04.626	51.087	+0.356	18.868	16.489	15.730
4	15:54:55.904	51.278	+0.547	18.993	16.547	15.738
5	15:55:47.206	51.302	+0.571	18.562	16.498	16.242
6	15:56:38.605	51.399	+0.668	18.651	16.635	16.113
7	15:57:29.425	50.820	+0.089	18.551	16.589	15.680
8	15:58:20.582	51.157	+0.426	18.725	16.465	15.967
9	15:59:12.382	51.800	+1.069	19.106	16.681	16.013
10	16:00:03.441	51.059	+0.328	18.748	16.518	15.793
11	16:00:54.971	51.530	+0.799	18.801	16.987	15.742
12	16:01:46.060	51.089	+0.358	18.609	16.669	15.811
13	16:02:36.791	50.731		18.578	16.457	15.696
14	16:03:27.701	50.910	+0.179	18.702	16.459	15.749
15	16:04:20.191	52.490	+1.759	18.934	17.283	16.273
16	16:05:11.507	51.316	+0.585	18.690	16.729	15.897

(163) Philip Helmchen

1	15:51:58.613	51.369	+0.634	18.734	16.629	16.006
2	15:52:50.646	52.033	+1.298	18.635	16.439	16.959
3	15:53:41.381	50.735		18.442	16.484	15.809
4	15:54:32.178	50.797	+0.062	18.455	16.427	15.915
5	15:55:23.691	51.513	+0.778	18.851	16.706	15.956
6	15:56:14.727	51.036	+0.301	18.578	16.565	15.893
7	15:57:05.713	50.986	+0.251	18.503	16.484	15.999
8	15:57:57.164	51.451	+0.716	18.408	16.463	16.580



DJKM - OK-J

Test-Session 4

Track length: 1.190 Km
Session Started: 18:35:06
Best Lap by: 131 - Amin Kara Osman - 49.407


Rank	#	Driver	Nat	Sponsor Entrant	Nat	License E-License	Make	laps	Best Lap	Diff	In Lap	Penalty
1	131	Amin Kara Osman	DEU	SIM-ON	DEU	ITG36877 KBF39246	Kosmic/TM/Vega	11	49.407		11	
2	155	Moritz Groneck	DEU	CRG Holland	NLD	ITG39313 IBL15521007	CRG/TM/Vega	17	49.504	0.097	17	
3	172	Tobias Szecsenyi	CZE	Hagemann racing	CZE	ITG24AS0191 IBL24AT00371	Exprit/TM/Vega	15	49.541	0.134	14	
4	101	Luke Kornder	DEU	SIM-ON	DEU	ITG12977 KBF39246	Kosmic/TM/Vega	15	49.658	0.251	15	
5	110	Marc Alexander Reistrup	DNK	CRG Holland	NLD	ITG93629 IBL15521008	CRG/TM/Vega	15	49.707	0.300	8	
6	168	Nikita Nikishov	ESP	Dörr Motorsport	DEU	ITG176 BIF38420	KR/IAME/Vega	16	49.710	0.303	15	
7	185	Oliver Städtler	DEU	CV Performance Group	DEU	ITG34878 BIF38321	KR/TM/Vega	14	49.758	0.351	14	
8	120	Constantin Papst	DEU	ADAC Nordbayern e.V. NEES RACING	DEU	ITG38729 BIC17863	KR/IAME/Vega	15	49.809	0.402	15	
9	164	Jan Chytil	CZE	Ivo Chytil	CZE	ITG24AS0377 IBL24AT00801	Exprit /TM/Vega	16	49.816	0.409	16	
10	167	Matyas Vitver	CZE	SVC Group Racing	CZE	ITG24AS0022 IBL24AT01031	Tony Kart/TM/Vega	14	49.942	0.535	13	
11	173	Alex Molota	SVK	Hagemann racing	CZE	ITG4135 IBL24AT00371	Gillard/TM/Vega	14	49.948	0.541	14	
12	174	Filip Planeta	CZE	Hagemann racing	CZE	ITG24AS0337 IBL24AT00371	Exprit/TM/Vega	15	49.962	0.555	13	
13	195	Lukas Übleis	AUT	Lanani Racing Team	DEU	ITGJK2021 KBF17166	KR/IAME/Vega	15	49.969	0.562	13	
14	165	Martina Rumlenova	CZE	SKYLARKS KARTING TEAM	CZE	ITG24AS0236 IBL2400701	Praga /TM/Vega	15	49.971	0.564	5	
15	166	Martin Attila Vingler	HUN	Via-Speed Kft	HUN	ITG6400 IBL542	Croc Promotion/TM/Vega	15	50.064	0.657	14	
16	124	Benjamin Jalmgard	SWE	Patrick Jalmgard	SWE	ITG126012 IBL126011	Tony Kart/Vortex/Vega	16	50.274	0.867	8	
17	175	Kristyna Kalistova	CZE	Hagemann racing	CZE	ITG24AS1176 IBL24AT00371	Exprit/TM/Vega	14	50.341	0.934	12	
18	106	Niko Bognar	HUN	Maranello SRP Factory Team	DEU	ITG7685 KBF38275	Maranello/TM /Vega	15	50.452	1.045	9	
19	159	Ebbe Raasum	SWE	JP RACING	SWE	ITG119522 IBL105	Exprit/Vortex/Vega	17	50.505	1.098	9	
20	162	Khalil Sodah	LTU	Paske Racing	LTU	ITG2024-ITG/007 IBL2024-KL/05	Righetti Ridolfi/TM/Vega	14	50.524	1.117	7	
21	163	Philip Helmchen	DEU	ADAC Berlin-Brandenburg e.V. ADAC Niedersachsen/ Sachsen-Anhalt e.V.	DEU	ITG44008 BIC38443	Maranello/TM/Vega	12	50.741	1.334	7	
22	169	Zalan Takacs	HUN	Via-Speed Kft	HUN	ITG7708 IBL542	Croc Promotion/TM/Vega	16	51.005	1.598	8	

Timekeeper
M.Riehmers

Race Director
H.Seidel

These results are provisional until the conclusion of any judicial and technical matters!

Printed: 14.06.2024 / 18:51



INT. ADAC Kartrennen Wackersdorf

DJKM - OK-J

Pro Kart Raceland Wackersdorf 1,190 Km

Test-Session 4

14.06.2024 18:30

Practice (15:00 Time) started at 18:35:06

Lap	Time of Day	Lap Tm	Diff	S1 Tm	S2 Tm	S3 Tm
(131) Amin Kara Osman						
1	18:39:08.529	50.131	+0.724	18.290	16.221	15.620
2	18:39:58.283	49.764	+0.347	18.162	16.087	15.505
3	18:40:48.154	49.871	+0.464	18.192	16.167	15.512
4	18:41:37.719	49.565	+0.158	18.166	16.010	15.389
5	18:42:28.519	50.800	+1.393	18.112	16.201	16.487
6	18:45:59.018	330.499	+241.092	2:58.654	16.240	15.605
7	18:46:48.955	49.937	+0.530	18.202	16.221	15.514
8	18:47:39.447	50.492	+1.085	18.155	16.442	15.895
9	18:48:29.010	49.563	+0.156	18.126	16.063	15.374
10	18:49:18.507	49.497	+0.090	18.077	16.007	15.413
11	18:50:07.914	49.407		18.034	16.017	15.366

Lap	Time of Day	Lap Tm	Diff	S1 Tm	S2 Tm	S3 Tm
7	18:42:00.324	49.842	+0.135	18.228	16.156	15.458
8	18:42:50.031	49.707		18.219	16.095	15.393
9	18:43:40.585	50.554	+0.847	18.269	16.109	16.176
10	18:46:14.229	233.644	+143.937	2:01.746	16.333	15.565
11	18:47:04.281	50.052	+0.345	18.298	16.242	15.512
12	18:47:54.186	49.905	+0.198	18.250	16.176	15.479
13	18:48:44.130	49.944	+0.237	18.271	16.180	15.493
14	18:49:33.946	49.816	+0.109	18.232	16.124	15.460
15	18:50:23.730	49.784	+0.077	18.229	16.106	15.449

Lap	Time of Day	Lap Tm	Diff	S1 Tm	S2 Tm	S3 Tm
(155) Moritz Groneck						
1	18:37:15.761	51.549	+2.045	18.460	16.254	16.835
2	18:38:06.194	50.493	+0.929	18.624	16.253	15.556
3	18:38:56.708	50.514	+1.010	18.332	16.649	15.533
4	18:39:46.614	49.906	+0.402	18.171	16.246	15.489
5	18:40:36.479	49.865	+0.361	18.200	16.097	15.568
6	18:41:26.258	49.779	+0.275	18.182	16.116	15.481
7	18:42:15.879	49.621	+0.117	18.095	16.083	15.443
8	18:43:05.750	49.871	+0.367	18.307	16.066	15.498
9	18:43:55.464	49.714	+0.210	18.157	16.098	15.459
10	18:44:45.285	49.821	+0.317	18.130	16.153	15.538
11	18:45:34.973	49.688	+0.184	18.177	16.074	15.437
12	18:46:24.557	49.584	+0.080	18.098	16.059	15.427
13	18:47:14.201	49.644	+0.140	18.095	16.102	15.447
14	18:48:03.892	49.691	+0.187	18.132	16.135	15.424
15	18:48:53.745	49.863	+0.349	18.130	16.244	15.479
16	18:49:43.265	49.520	+0.016	18.111	16.049	15.360
17	18:50:32.769	49.504		18.090	16.004	15.410

Lap	Time of Day	Lap Tm	Diff	S1 Tm	S2 Tm	S3 Tm
(168) Nikita Nikishov						
1	18:37:51.060	50.829	+1.119	18.655	16.491	15.683
2	18:38:41.681	50.621	+0.911	18.562	16.335	15.724
3	18:39:31.996	50.315	+0.605	18.475	16.233	15.607
4	18:40:22.594	50.598	+0.888	18.529	16.487	15.582
5	18:41:13.095	50.501	+0.791	18.479	16.466	15.556
6	18:42:03.256	50.161	+0.451	18.401	16.252	15.508
7	18:42:53.648	50.392	+0.682	18.551	16.302	15.539
8	18:43:44.187	50.539	+0.829	18.444	16.264	15.831
9	18:44:34.641	1:05.454	+15.744	18.553	19.771	27.130
10	18:45:24.211	1:00.600	+10.890	21.826	17.554	21.220
11	18:46:14.138	51.897	+2.187	19.914	16.432	15.551
12	18:47:04.315	50.177	+0.467	18.416	16.227	15.534
13	18:48:22.641	50.326	+0.616	18.646	16.246	15.434
14	18:49:12.485	49.844	+0.134	18.274	16.189	15.381
15	18:50:02.195	49.710		18.288	16.105	15.317
16	18:50:52.950	50.755	+1.045	18.690	16.142	15.923

Lap	Time of Day	Lap Tm	Diff	S1 Tm	S2 Tm	S3 Tm
(185) Oliver Städtler						
1	18:37:38.135	50.693	+0.935	18.707	16.394	15.592
2	18:38:28.335	50.200	+0.442	18.377	16.283	15.540
3	18:39:18.568	50.293	+0.475	18.354	16.240	15.639
4	18:40:08.769	50.201	+0.443	18.366	16.295	15.540
5	18:40:59.027	50.258	+0.500	18.408	16.302	15.548
6	18:41:49.926	50.899	+1.141	18.358	16.223	16.318
7	18:44:49.294	2:59.368	+2:09.610	2:24.226	17.047	18.095
8	18:45:51.712	1:02.418	+12.660	21.995	17.411	23.012
9	18:46:42.660	50.948	+1.190	18.913	16.418	15.617
10	18:47:32.795	50.135	+0.377	18.428	16.258	15.449
11	18:48:22.921	50.126	+0.368	18.432	16.230	15.464
12	18:49:13.232	50.311	+0.553	18.688	16.194	15.429
13	18:50:03.092	49.860	+0.102	18.270	16.181	15.409
14	18:50:52.850	49.758		18.305	16.063	15.390

Lap	Time of Day	Lap Tm	Diff	S1 Tm	S2 Tm	S3 Tm
(172) Tobiasz Szczesny						
1	18:37:15.033	50.251	+0.710	18.504	16.199	15.548
2	18:38:05.087	50.054	+0.513	18.306	16.153	15.595
3	18:38:55.646	50.559	+1.018	18.717	16.229	15.613
4	18:39:45.503	49.857	+0.316	18.270	16.089	15.498
5	18:40:36.666	54.163	+4.622	21.893	16.439	15.831
6	18:41:30.083	50.417	+0.876	18.397	16.410	15.610
7	18:42:20.450	50.367	+0.826	18.281	16.128	15.958
8	18:44:48.736	2:28.286	+1:38.745	1:50.796	18.902	18.588
9	18:45:52.346	1:03.610	+14.069	21.294	17.842	24.474
10	18:46:43.287	50.941	+1.400	18.939	16.436	15.566
11	18:47:33.302	50.015	+0.474	18.341	16.233	15.441
12	18:48:23.139	49.837	+0.296	18.202	16.168	15.467
13	18:49:12.859	49.720	+0.179	18.291	16.086	15.343
14	18:50:02.400	49.541		18.212	16.005	15.324
15	18:50:52.268	49.868	+0.327	18.304	16.200	15.364

Lap	Time of Day	Lap Tm	Diff	S1 Tm	S2 Tm	S3 Tm
(120) Constantin Papst						
1	18:36:55.765	50.559	+0.760	18.472	16.264	15.823
2	18:37:45.858	50.093	+0.284	18.339	16.263	15.491
3	18:38:35.867	50.009	+0.200	18.336	16.221	15.452
4	18:39:25.712	49.845	+0.036	18.278	16.170	15.397
5	18:40:15.554	49.842	+0.033	18.371	16.121	15.350
6	18:41:06.073	50.519	+0.710	18.251	16.261	16.007
7	18:44:06.929	3:00.856	+2:11.047	2:28.482	16.758	15.616
8	18:44:57.156	50.227	+0.418	18.361	16.367	15.499
9	18:45:50.523	53.367	+3.558	18.300	16.290	18.777
10	18:46:41.682	51.159	+1.350	19.289	16.369	15.501
11	18:47:31.672	49.990	+0.181	18.238	16.204	15.548
12	18:48:21.604	49.932	+0.123	18.229	16.296	15.407
13	18:49:11.494	49.890	+0.081	18.218	16.232	15.440
14	18:50:01.349	49.855	+0.046	18.182	16.307	15.366
15	18:50:51.158	49.809		18.181	16.247	15.381

Lap	Time of Day	Lap Tm	Diff	S1 Tm	S2 Tm	S3 Tm
(101) Luke Kornder						
1	18:38:58.131	54.473	+4.815	21.936	16.740	15.797
2	18:39:48.550	50.419	+0.761	18.464	16.317	15.638
3	18:40:39.835	51.285	+1.627	18.633	16.521	16.131
4	18:41:30.911	51.076	+1.418	19.193	16.212	15.671
5	18:42:21.175	50.264	+0.606	18.336	16.434	15.494
6	18:43:11.047	49.872	+0.214	18.244	16.140	15.488
7	18:44:00.846	49.799	+0.141	18.187	16.155	15.457
8	18:44:51.763	50.917	+1.259	18.444	16.275	16.198
9	18:45:50.973	59.210	+9.552	20.875	17.723	20.612
10	18:46:42.309	51.396	+1.678	19.036	16.665	15.635
11	18:47:32.524	50.215	+0.557	18.449	16.237	15.529
12	18:48:22.400	49.876	+0.218	18.299	16.148	15.429
13	18:49:12.322	49.922	+0.264	18.225	16.249	15.448
14	18:50:02.002	49.680	+0.022	18.176	16.107	15.397
15	18:50:51.66					

INT. ADAC Kartrennen Wackersdorf

DJKM - OK-J

Pro Kart Raceland Wackersdorf 1,190 Km

Test-Session 4

14.06.2024 18:30

Practice (15:00 Time) started at 18:35:06

Lap	Time of Day	Lap Tm	Diff	S1 Tm	S2 Tm	S3 Tm	Lap	Time of Day	Lap Tm	Diff	S1 Tm	S2 Tm	S3 Tm
13	18:48:18.488	50.204	+0.388	18.381	16.349	15.474	3	18:40:08.090	2:16.909	+1:26.938	1:40.657	17.799	18.463
14	18:49:08.783	50.295	+0.479	18.360	16.461	15.474	4	18:40:59.642	51.552	+1.581	19.644	16.345	15.563
15	18:49:58.666	49.883	+0.067	18.267	16.165	15.451	5	18:41:49.613	49.971		18.227	16.243	15.501
16	18:50:48.482	49.816		18.264	16.168	15.384	6	18:42:39.689	50.076	+0.105	18.306	16.253	15.517
(167) Matyas Vitver							7	18:43:29.736	50.047	+0.076	18.251	16.245	15.551
1	18:38:15.360	50.483	+0.541	18.521	16.373	15.589	8	18:44:19.769	50.033	+0.062	18.272	16.282	15.479
2	18:39:05.709	50.349	+0.407	18.434	16.314	15.601	9	18:45:09.860	50.091	+0.120	18.267	16.245	15.579
3	18:39:55.976	50.267	+0.325	18.444	16.265	15.558	10	18:46:00.052	50.192	+0.221	18.543	16.161	15.488
4	18:40:46.107	50.131	+0.189	18.366	16.252	15.513	11	18:46:50.110	50.058	+0.087	18.300	16.221	15.537
5	18:41:36.436	50.329	+0.387	18.352	16.333	15.644	12	18:47:40.157	50.047	+0.076	18.266	16.211	15.570
6	18:42:26.979	50.543	+0.601	18.368	16.183	15.992	13	18:48:30.582	50.425	+0.454	18.428	16.405	15.592
7	18:44:52.014	2:25.035	+1:35.093	1:52.893	16.510	15.632	14	18:49:20.788	50.206	+0.235	18.276	16.427	15.503
8	18:45:51.395	59.381	+9.439	19.763	17.519	22.099	15	18:50:10.798	50.010	+0.039	18.267	16.259	15.484
9	18:46:43.413	52.018	+2.076	19.064	16.369	16.585	(166) Martin Attila Vingler						
10	18:47:33.756	50.343	+0.401	18.547	16.334	15.462	1	18:37:18.406	51.558	+1.494	19.394	16.483	15.681
11	18:48:23.772	50.016	+0.074	18.301	16.245	15.470	2	18:38:08.884	50.478	+0.414	18.544	16.373	15.561
12	18:49:13.808	50.036	+0.094	18.275	16.287	15.474	3	18:38:59.182	50.298	+0.234	18.453	16.306	15.539
13	18:50:03.750	49.942		18.313	16.226	15.403	4	18:39:49.548	50.366	+0.302	18.445	16.384	15.537
14	18:50:54.712	50.962	+1.020	18.326	16.136	16.500	5	18:40:40.109	50.561	+0.497	18.458	16.371	15.732
(173) Alex Molota							6	18:41:30.655	50.546	+0.482	18.601	16.350	15.595
1	18:37:45.659	50.604	+0.656	18.654	16.369	15.581	7	18:42:21.473	50.818	+0.754	18.360	16.845	15.613
2	18:38:36.123	50.464	+0.516	18.375	16.482	15.607	8	18:43:11.806	50.333	+0.269	18.379	16.430	15.524
3	18:39:26.315	50.192	+0.244	18.423	16.283	15.486	9	18:44:02.031	50.225	+0.161	18.367	16.278	15.580
4	18:40:16.347	50.032	+0.084	18.361	16.137	15.534	10	18:44:53.353	51.322	+1.258	18.360	16.364	16.598
5	18:41:06.482	50.135	+0.187	18.397	16.239	15.499	11	18:47:25.393	2:32.040	+1:41.976	1:59.814	16.540	15.686
6	18:41:57.855	51.373	+1.425	18.399	16.148	16.826	12	18:48:15.719	50.326	+0.262	18.438	16.336	15.552
7	18:44:48.974	2:51.119	+2:01.171	2:13.870	18.810	18.439	13	18:49:06.020	50.301	+0.237	18.474	16.328	15.499
8	18:45:48.998	1:00.024	+10.076	2:15.49	17.696	20.779	14	18:49:56.084	50.064		18.369	16.212	15.483
9	18:46:43.092	54.094	+4.146	22.048	16.420	15.626	15	18:50:46.337	50.253	+0.189	18.496	16.275	15.482
10	18:47:33.497	50.405	+0.457	18.374	16.480	15.551	(124) Benjamin Jalmgard						
11	18:48:23.468	49.971	+0.023	18.298	16.282	15.391	1	18:37:05.427	51.516	+1.242	18.754	16.728	16.034
12	18:49:13.551	50.083	+0.135	18.395	16.208	15.480	2	18:37:56.008	50.581	+0.307	18.484	16.449	15.648
13	18:50:03.508	49.957	+0.009	18.343	16.140	15.474	3	18:38:46.421	50.413	+0.139	18.495	16.306	15.612
14	18:50:53.456	49.948		18.344	16.137	15.467	4	18:39:36.933	50.512	+0.238	18.464	16.329	15.719
(174) Filip Planeta							5	18:40:27.833	50.900	+0.626	18.837	16.366	15.697
1	18:37:17.929	50.888	+0.926	18.821	16.379	15.688	6	18:41:18.955	51.122	+0.848	18.325	16.337	16.460
2	18:38:08.395	50.466	+0.504	18.445	16.339	15.682	7	18:43:00.979	1:42.024	+51.760	1:09.893	16.535	15.596
3	18:38:58.767	50.372	+0.410	18.384	16.355	15.633	8	18:43:51.253	50.274		18.383	16.321	15.570
4	18:39:49.185	50.418	+0.456	18.371	16.464	15.583	9	18:44:41.872	50.619	+0.345	18.509	16.308	15.802
5	18:40:39.916	50.731	+0.769	18.373	16.483	15.875	10	18:45:32.192	50.320	+0.046	18.396	16.323	15.601
6	18:41:30.438	50.522	+0.560	18.508	16.429	15.585	11	18:46:22.588	50.396	+0.122	18.372	16.344	15.680
7	18:42:21.533	51.095	+1.133	18.394	16.529	16.172	12	18:47:13.000	50.412	+0.138	18.321	16.390	15.701
8	18:44:49.138	2:27.605	+1:37.643	1:50.003	18.840	18.762	13	18:48:03.493	50.493	+0.219	18.431	16.418	15.644
9	18:45:47.810	58.672	+8.710	21.538	17.782	19.352	14	18:48:54.099	50.606	+0.332	18.355	16.505	15.746
10	18:46:38.273	50.463	+0.501	18.486	16.342	15.635	15	18:49:44.622	50.523	+0.249	18.396	16.460	15.667
11	18:47:28.746	50.473	+0.511	18.402	16.427	15.644	16	18:50:34.997	50.375	+0.101	18.381	16.412	15.582
12	18:48:19.057	50.311	+0.349	18.330	16.481	15.500	(175) Kristyna Kalistova						
13	18:49:09.019	49.962		18.197	16.276	15.489	1	18:37:47.320	51.285	+0.944	18.813	16.728	15.744
14	18:49:59.384	50.365	+0.403	18.286	16.491	15.588	2	18:38:38.921	51.601	+1.260	18.417	17.288	15.896
15	18:50:49.413	50.029	+0.067	18.284	16.210	15.535	3	18:39:29.697	50.776	+0.435	18.540	16.494	15.742
(195) Lukas Übleis							4	18:40:22.360	52.663	+2.322	18.386	16.092	
1	18:37:56.489	50.767	+0.798	18.677	16.551	15.539	5	18:41:13.428	51.068	+0.727	18.591	16.684	15.793
2	18:38:46.773	50.284	+0.315	18.480	16.362	15.442	6	18:42:04.009	50.581	+0.240	18.435	16.491	15.655
3	18:39:37.056	50.283	+0.314	18.365	16.460	15.458	7	18:42:55.978	51.969	+1.628	18.469	16.408	17.092
4	18:40:27.947	50.891	+0.922	18.915	16.473	15.503	8	18:45:03.864	2:07.886	+1:17.545	1:35.630	16.583	15.673
5	18:41:18.263	50.316	+0.347	18.463	16.409	15.444	9	18:45:54.516	50.652	+0.311	18.411	16.540	15.701
6	18:42:08.569	50.306	+0.337	18.411	16.428	15.467	10	18:46:45.020	50.504	+0.163	18.494	16.407	15.603
7	18:42:58.801	50.232	+0.263	18.391	16.390	15.451	11	18:47:35.505	50.485	+0.144	18.427	16.436	15.622
8	18:43:49.977	51.176	+1.207	18.467	16.454	16.255	12	18:48:25.846	50.341		18.447	16.298	15.596
9	18:45:46.801	1:56.824	+1:06.855	1:22.067	17.635	17.122	13	18:49:16.597	50.751	+0.410	18.537	16.505	15.709
10	18:46:37.206	50.405	+0.436	18.443	16.419	15.543	14	18:50:07.203	50.606	+0.265	18.345	16.574	15.687
11	18:47:27.963	50.757	+0.788	18.726	16.461	15.570	(106) Niko Bogнар						
12	18:48:18.183	50.220	+0.251	18.353	16.376	15.491	1	18:37:11.526	51.704	+1.252	18.998	16.802	15.904
13	18:49:08.152	49.969		18.271	16.306	15.392	2	18:38:04.295	52.769	+2.317	18.687	16.538	17.544
14	18:49:58.144	49.992	+0.023	18.231	16.272	15.489	3	18:38:57.511	53.216	+2.764	20.102	17.237	15.877
15	18:50:48.118	49.974	+0.005	18.187	16.328	15.459	4	18:39:48.300	50.789	+0.337	18.622	16.494	15.673
(165) Martina Rumlenova							5	18:40:39.287	50.987	+0.535	18.673	16.524	15.790
1	18:36:58.343	51.431	+1.460	19.008	16.624	15.799	6	18:41:30.971	51.684	+1.232	18.592	16.506	15.686
2	18:37:51.181	52.838	+2.867	19.106	16.570	17.162	7	18:42:22.114	51.143	+0.691	19.009	16.467	15.667
							8	18:43:12.669	50.555	+0.103	18.511	16.413	15.631

Orbits



INT. ADAC Kartrennen Wackersdorf

DJKM - OK-J

Pro Kart Raceland Wackersdorf 1,190 Km

Test-Session 4

14.06.2024 18:30

Practice (15:00 Time) started at 18:35:06

Lap	Time of Day	Lap Tm	Diff	S1 Tm	S2 Tm	S3 Tm	Lap	Time of Day	Lap Tm	Diff	S1 Tm	S2 Tm	S3 Tm
9	18:44:03.121	50.452		18.422	16.429	15.601							
10	18:44:55.534	52.413	+1.961		18.561	16.481	17.371						
11	18:47:10.824	2:15.290	+1:24.838	1:42.426	16.866	15.998							
12	18:48:01.739	50.915	+0.463	18.754	16.523	15.638							
13	18:48:52.416	50.677	+0.225	18.595	16.433	15.649							
14	18:49:43.164	50.748	+0.296	18.587	16.426	15.735							
15	18:50:34.010	50.846	+0.394	18.854	16.339	15.653							

[159] Ebbe Raasum

1	18:37:10.509	51.113	+0.608	18.832	16.455	15.826
2	18:38:01.793	51.284	+0.779	18.675	16.773	15.836
3	18:38:52.600	50.807	+0.302	18.566	16.426	15.815
4	18:39:43.419	50.819	+0.314	18.560	16.465	15.794
5	18:40:34.200	50.781	+0.276	18.564	16.398	15.819
6	18:41:25.019	50.819	+0.314	18.550	16.562	15.707
7	18:42:15.670	50.651	+0.146	18.533	16.383	15.735
8	18:43:06.615	50.945	+0.440	18.787	16.409	15.749
9	18:43:57.120	50.505		18.562	16.311	15.632
10	18:44:48.542	51.422	+0.917	18.537	16.412	16.473
11	18:45:39.118	50.576	+0.071	18.558	16.330	15.688
12	18:46:29.734	50.616	+0.111	18.560	16.329	15.727
13	18:47:20.521	50.787	+0.282	18.617	16.397	15.773
14	18:48:11.152	50.631	+0.126	18.470	16.431	15.730
15	18:49:01.701	50.549	+0.044	18.429	16.331	15.789
16	18:49:52.325	50.624	+0.119	18.536	16.352	15.736
17	18:50:42.896	50.571	+0.066	18.515	16.334	15.722

[162] Khalil Sodah

1	18:38:56.040	52.143	+1.619	19.494	16.745	15.904
2	18:39:46.962	50.922	+0.398	18.580	16.639	15.703
3	18:40:37.773	50.811	+0.287	18.529	16.475	15.807
4	18:41:28.581	50.808	+0.284	18.612	16.477	15.719
5	18:42:19.186	50.605	+0.081	18.479	16.398	15.728
6	18:43:09.875	50.689	+0.165	18.542	16.434	15.713
7	18:44:00.399	50.524		18.480	16.334	15.710
8	18:44:51.654	51.255	+0.731	18.583	16.659	16.013
9	18:45:44.522	52.868	+2.344	19.337	16.499	17.032
10	18:46:49.111	1:04.589	+14.065	31.678	16.686	16.225
11	18:47:39.826	50.715	+0.191	18.540	16.452	15.723
12	18:48:30.803	50.977	+0.453	18.612	16.432	15.933
13	18:49:21.379	50.576	+0.052	18.489	16.463	15.624
14	18:50:13.558	52.179	+1.655	18.452	16.461	17.266

[163] Philip Helmchen

1	18:36:59.502	51.355	+0.614	18.675	16.799	15.881
2	18:37:50.818	51.316	+0.575	18.528	16.547	16.241
3	18:38:42.487	51.669	+0.928	18.408	16.470	16.791
4	18:39:33.571	51.084	+0.343	18.680	16.572	15.832
5	18:40:24.422	50.851	+0.110	18.394	16.626	15.831
6	18:41:15.288	50.866	+0.125	18.522	16.554	15.790
7	18:42:06.029	50.741		18.497	16.481	15.763
8	18:42:56.790	50.761	+0.020	18.396	16.518	15.847
9	18:43:47.748	50.958	+0.217	18.703	16.492	15.763
10	18:44:38.581	50.833	+0.092	18.523	16.485	15.825
11	18:45:29.513	50.932	+0.191	18.497	16.567	15.868
12	18:46:21.190	51.677	+0.936	18.600	16.537	16.540

[169] Zalan Takacs

1	18:37:21.961	51.959	+0.954	19.062	16.954	15.943
2	18:38:13.711	51.750	+0.745	19.047	16.837	15.866
3	18:39:05.305	51.594	+0.589	18.812	16.866	15.916
4	18:39:57.047	51.742	+0.737	19.295	16.646	15.801
5	18:40:49.333	52.286	+1.281	18.644	16.602	17.040
6	18:41:41.308	51.975	+0.970	18.849	16.793	16.333
7	18:42:32.408	51.100	+0.095	18.719	16.639	15.742
8	18:43:23.413	51.005		18.715	16.510	15.780
9	18:44:14.435	51.022	+0.017	18.690	16.462	15.870
10	18:45:05.497	51.062	+0.057	18.719	16.534	15.809
11	18:45:56.522	51.025	+0.020	18.687	16.479	15.859
12	18:46:47.952	51.430	+0.425	18.877	16.585	15.968
13	18:47:39.673	51.721	+0.716	18.736	16.696	16.289
14	18:48:31.915	52.242	+1.237	19.413	16.886	15.943
15	18:49:23.073	51.158	+0.153	18.720	16.570	15.868
16	18:50:14.318	51.245	+0.240	18.670	16.684	15.891



DJKM - OK-J

Free Practice

Track length: 1.190 Km

Session Started: 10:00:01

Best Lap by: 168 - Nikita Nikishov - 1:03.656

Rank	#	Driver	Nat	Sponsor Entrant	Nat	License E-License	Make	laps	Best Lap	Diff	In Lap	Penalty
1	168	Nikita Nikishov	ESP	Dörr Motorsport	DEU	ITG176 BIF38420	KR/IAME/Vega	5	1:03.656		1	
2	101	Luke Kornder	DEU	SIM-ON	DEU	ITG12977 KBF39246	Kosmic/TM/Vega	8	1:03.857	0.201	6	
3	131	Amin Kara Osman	DEU	SIM-ON	DEU	ITG36877 KBF39246	Kosmic/TM/Vega	8	1:03.928	0.272	4	
4	185	Oliver Städtler	DEU	CV Performance Group	DEU	ITG34878 BIF38321	KR/TM/Vega	9	1:04.014	0.358	7	
5	173	Alex Molota	SVK	Hagemann racing	CZE	ITG4135 IBL24AT00371	Gillard/TM/Vega	9	1:04.096	0.440	6	
6	167	Matyas Vitver	CZE	SVC Group Racing	CZE	ITG24AS0022 IBL24AT01031	OTK/TM/Vega	8	1:04.250	0.594	8	
7	110	Marc Alexander Reistrup	DNK	CRG Holland	NLD	ITG93629 IBL15521008	CRG/TM/Vega	8	1:04.256	0.600	8	
8	124	Benjamin Jalmgard	SWE	Patrick Jalmgard	SWE	ITG126012 IBL126011	Tony Kart/Vortex/Vega	9	1:04.392	0.736	8	
9	195	Lukas Übleis	AUT	Lanari Racing Team	DEU	ITGJK2021 KBF17166	KR/IAME/Vega	4	1:04.581	0.925	4	
10	162	Khalil Sodah	LTU	Paske Racing	LTU	ITG2024-ITG/007 IBL2024-KL/05	Righetti Ridolfi/TM/Vega	9	1:04.712	1.056	4	
11	120	Constantin Papst	DEU	ADAC Nordbayern e.V. NEES RACING	DEU	ITG38729 BIC17863	KR/IAME/Vega	1	1:04.946	1.290	1	
12	106	Niko Bognar	HUN	Maranello SRP Factory Team	DEU	ITG7685 KBF38275	Maranello /TM /Vega	8	1:05.018	1.362	5	
13	166	Martin Attila Vingler	HUN	Via-Speed Kft	HUN	ITG6400 IBL542	Croc Promotion/TM/Vega	8	1:05.425	1.769	4	
14	174	Filip Planeta	CZE	Hagemann racing	CZE	ITG24AS0337 IBL24AT00371	Exprit/TM/Vega	5	1:05.496	1.840	4	
15	164	Jan Chytil	CZE	Ivo Chytil	CZE	ITG24AS0377 IBL24AT00801	Exprit /TM/Vega	2	1:05.761	2.105	1	
16	159	Ebbe Raasum	SWE	JP RACING	SWE	ITG119522 IBL105	Exprit/Vortex/Vega	5	1:05.784	2.128	4	
17	165	Martina Rumlenova	CZE	SKYLARKS KARTING TEAM	CZE	ITG24AS0236 IBL2400701	Praga /TM/Vega	3	1:05.916	2.260	3	
18	175	Kristyna Kalistova	CZE	Hagemann racing	CZE	ITG24AS1176 IBL24AT00371	Exprit/TM/Vega	8	1:06.095	2.439	7	
19	155	Moritz Groneck	DEU	CRG Holland	NLD	ITG39313 IBL15521007	CRG/TM/Vega	1	1:07.027	3.371	1	
20	172	Tobias Szeccsenyi	CZE	Hagemann racing	CZE	ITG24AS0191 IBL24AT00371	Exprit/TM/Vega	0			0	
21	163	Philip Helmchen	DEU	ADAC Berlin-Brandenburg e.V. ADAC Niedersachsen/ Sachsen-Anhalt e.V.	DEU	ITG44008 BIC38443	Maranello/TM/Vega	0			0	
22	169	Zalan Takacs	HUN	Via-Speed Kft	HUN	ITG7708 IBL542	Croc Promotion/TM/Vega	0			0	

Timekeeper
M.Riehmers

Race Director
H.Seidel

Page 1/1

These results are provisional until the conclusion of any judicial and technical matters!

Printed: 15.06.2024 / 10:11



INT. ADAC Kartrennen Wackersdorf

DJKM - OK-J

Pro Kart Raceland Wackersdorf 1,190 Km

Free Practice

15.06.2024 10:00

Practice (10:00 Time) started at 10:00:01

Lap	Time of Day	Lap Tm	Diff	S1 Tm	S2 Tm	S3 Tm
(168) Nikita Nikishov						
1	10:02:20.049	1:03.656		23.143	21.618	18.895
2	10:03:23.849	1:03.800	+0.144	23.160	21.696	18.944
3	10:04:28.416	1:04.567	+0.911	23.521	21.994	19.052
4	10:05:32.517	1:04.101	+0.445	23.257	21.979	18.865
5	10:06:37.446	1:04.929	+1.273	23.282	21.992	19.655
(101) Luke Kornder						
1	10:02:59.260	1:04.940	+1.083	23.448	22.160	19.332
2	10:04:03.731	1:04.471	+0.614	23.436	21.998	19.037
3	10:05:08.577	1:04.846	+0.989	23.371	22.528	18.947
4	10:06:12.461	1:03.884	+0.027	23.353	21.611	18.920
5	10:07:16.346	1:03.885	+0.028	23.190	21.823	18.872
6	10:08:20.203	1:03.857		23.301	21.781	18.775
7	10:09:24.220	1:04.017	+0.160	23.273	21.672	19.072
8	10:10:29.197	1:04.977	+1.120	23.642	22.126	19.209
(131) Amin Kara Osman						
1	10:02:52.838	1:05.232	+1.304	23.295	22.399	19.538
2	10:03:57.264	1:04.426	+0.498	23.196	22.213	19.017
3	10:05:01.971	1:04.707	+0.779	23.139	22.618	18.950
4	10:06:05.899	1:03.928		23.022	22.040	18.866
5	10:07:09.979	1:04.080	+0.152	23.263	21.933	18.884
6	10:08:14.055	1:04.076	+0.148	23.182	22.080	18.814
7	10:09:18.171	1:04.116	+0.188	23.156	22.054	18.906
8	10:10:23.350	1:05.179	+1.251	23.693	22.470	19.016
(185) Oliver Städtler						
1	10:02:21.860	1:04.837	+0.823	23.624	22.086	19.127
2	10:03:26.194	1:04.334	+0.320	23.504	21.791	19.039
3	10:04:30.414	1:04.220	+0.206	23.221	22.019	18.980
4	10:05:36.068	1:05.654	+1.640	23.754	22.669	19.231
5	10:06:41.148	1:05.080	+1.066	23.501	22.234	19.345
6	10:07:47.091	1:05.943	+1.929	23.885	22.901	19.157
7	10:08:51.105	1:04.014		23.248	21.725	19.041
8	10:09:55.122	1:04.017	+0.003	23.238	21.767	19.012
9	10:11:01.042	1:05.920	+1.906	23.843	22.503	19.574
(173) Alex Molota						
1	10:02:25.589	1:08.183	+4.087	25.817	22.336	20.030
2	10:03:32.844	1:07.255	+3.159	25.243	22.220	19.792
3	10:04:39.298	1:06.454	+2.358	25.246	22.195	19.013
4	10:05:44.166	1:04.868	+0.772	23.591	22.141	19.136
5	10:06:48.404	1:04.238	+0.142	23.580	21.802	18.856
6	10:07:52.500	1:04.096		23.331	21.866	18.899
7	10:08:56.613	1:04.113	+0.017	23.390	21.870	18.853
8	10:10:00.726	1:04.113	+0.017	23.308	21.825	18.980
9	10:11:04.876	1:04.160	+0.054	23.192	21.875	19.083
(167) Matyas Vitver						
1	10:02:44.893	1:05.356	+1.106	23.673	22.193	19.490
2	10:03:49.569	1:04.676	+0.426	23.426	21.974	19.276
3	10:04:54.802	1:05.233	+0.983	23.490	22.728	19.015
4	10:05:59.377	1:04.575	+0.325	23.616	21.815	19.144
5	10:07:04.370	1:04.993	+0.743	23.832	21.794	19.367
6	10:08:10.106	1:05.736	+1.486	23.687	22.460	19.589
7	10:09:14.388	1:04.282	+0.032	23.406	21.763	19.113
8	10:10:18.638	1:04.250		23.517	21.673	19.060
(110) Marc Alexander Reistrup						
1	10:02:28.874	1:05.554	+1.298	23.946	22.298	19.310
2	10:03:34.981	1:06.107	+1.851	24.442	22.207	19.458
3	10:04:41.500	1:06.519	+2.263	24.336	22.517	19.666
4	10:05:46.426	1:04.926	+0.670	23.648	21.890	19.388
5	10:06:51.399	1:04.973	+0.717	23.727	22.010	19.236
6	10:07:55.897	1:04.498	+0.242	23.412	21.827	19.259
7	10:09:00.342	1:04.445	+0.189	23.389	21.766	19.290
8	10:10:04.598	1:04.256		23.256	21.820	19.180
(124) Benjamin Jalmgard						
1	10:02:25.667	1:05.777	+1.385	24.087	22.494	19.196
2	10:03:30.210	1:04.543	+0.151	23.588	21.759	19.196
3	10:04:35.276	1:05.066	+0.674	23.530	22.259	19.277

Lap	Time of Day	Lap Tm	Diff	S1 Tm	S2 Tm	S3 Tm
4	10:05:40.149	1:04.873	+0.481	23.592	21.992	19.289
5	10:06:44.630	1:04.481	+0.089	23.346	21.947	19.188
6	10:07:49.191	1:04.561	+0.169	23.393	21.868	19.300
7	10:08:53.873	1:04.682	+0.290	23.470	21.876	19.336
8	10:09:58.265	1:04.392		23.394	21.733	19.265
9	10:11:04.680	1:06.415	+2.023	23.559	22.865	19.991
(195) Lukas Übleis						
1	10:02:26.508	1:08.526	+3.945	24.995	23.796	19.735
2	10:03:33.075	1:06.567	+1.986	24.930	22.367	19.270
3	10:04:38.548	1:05.473	+0.892	24.079	22.441	18.953
4	10:05:43.129	1:04.581		23.654	21.997	18.930
(162) Khalil Sodah						
1	10:02:18.321	1:05.140	+0.428	23.523	22.366	19.251
2	10:03:23.560	1:05.239	+0.527	23.726	22.084	19.429
3	10:04:28.831	1:05.271	+0.559	23.448	22.393	19.430
4	10:05:33.543	1:04.712		23.617	22.021	19.074
5	10:06:38.411	1:04.868	+0.156	23.701	22.039	19.128
6	10:07:43.589	1:05.178	+0.466	23.823	22.058	19.297
7	10:08:48.908	1:05.319	+0.607	24.014	22.075	19.230
8	10:09:54.343	1:05.435	+0.723	23.958	22.194	19.283
9	10:11:00.583	1:06.240	+1.528	24.780	22.173	19.287
(120) Constantin Papst						
1	10:02:41.687	1:04.946		23.751	22.183	19.012
(106) Niko Bognar						
1	10:02:31.674	1:06.783	+1.765	24.706	22.682	19.395
2	10:03:36.790	1:05.116	+0.098	23.819	21.823	19.474
3	10:04:49.939	1:13.149	+8.131	28.322	25.244	19.583
4	10:05:56.398	1:06.459	+1.441	24.236	22.711	19.512
5	10:07:01.416	1:05.018		23.698	21.872	19.448
6	10:08:07.151	1:05.795	+0.717	24.002	22.121	19.612
7	10:09:12.265	1:05.114	+0.096	23.884	21.864	19.366
8	10:10:17.552	1:05.287	+0.269	23.797	22.151	19.339
(166) Martin Attila Vingler						
1	10:02:39.914	1:07.769	+2.344	24.818	22.828	20.123
2	10:03:46.187	1:06.273	+0.848	24.133	22.482	19.658
3	10:04:52.738	1:06.551	+1.126	24.060	22.948	19.543
4	10:05:58.163	1:05.425		23.884	21.957	19.584
5	10:07:04.403	1:06.240	+0.815	23.923	22.306	20.011
6	10:08:10.942	1:06.539	+1.114	24.251	22.428	19.860
7	10:09:17.129	1:06.187	+0.762	24.169	22.320	19.698
8	10:10:24.055	1:06.926	+1.501	25.115	22.291	19.520
(174) Filip Planeta						
1	10:02:27.267	1:07.755	+2.259	25.307	22.693	19.755
2	10:03:33.940	1:06.673	+1.177	24.747	22.389	19.537
3	10:04:40.391	1:06.451	+0.955	24.278	22.764	19.409
4	10:05:45.887	1:05.496		23.911	22.016	19.569
5	10:06:51.748	1:05.861	+0.365	23.764	22.505	19.592
(164) Jan Chytil						
1	10:02:27.651	1:05.761		24.081	22.552	19.128
2	10:03:34.591	1:06.940	+1.179	24.568	23.007	19.365
(159) Ebbe Raasum						
1	10:02:33.517	1:07.270	+1.486	24.711	22.694	19.865
2	10:03:40.426	1:06.909	+1.125	24.820	22.478	19.611
3	10:04:46.831	1:06.405	+0.621	23.977	22.767	19.661
4	10:05:52.615	1:05.784		23.912	22.327	19.545
5	10:06:58.578	1:05.963	+0.179	24.015	22.408	19.540
(165) Martina Rumlenova						
1	10:02:33.829	1:07.128	+1.212	24.591	22.607	19.930
2	10:03:41.160	1:07.331	+1.415	24.549	23.160	19.622
3	10:04:47.076	1:05.916		23.583	22.999	19.334
(175) Kristyna Kalistova						
1	10:02:33.188	1:09.368	+3.273	25.445	23.702	20.221
2	10:03:41.607	1:08.419	+2.324	24.507	23.675	20.237
3	10:04:49.500	1:07.893	+1.798	24.352	23.890	19.651

Orbits



INT. ADAC Kartrennen Wackersdorf

DJKM - OK-J

Pro Kart Raceland Wackersdorf 1,190 Km

Free Practice

15.06.2024 10:00

Practice (10:00 Time) started at 10:00:01

Lap	Time of Day	Lap Tm	Diff	S1 Tm	S2 Tm	S3 Tm	Lap	Time of Day	Lap Tm	Diff	S1 Tm	S2 Tm	S3 Tm
4	10:05:56.541	1:07.041	+0.946	24.263	22.821	19.957							
5	10:07:03.670	1:07.129	+1.034	24.377	22.901	19.851							
6	10:08:10.648	1:06.978	+0.883	24.078	22.573	20.327							
7	10:09:16.743	1:06.095		23.944	22.497	19.654							
8	10:10:24.927	1:08.184	+2.089	24.257	23.763	20.164							
<hr/>													
[155] Moritz Groneck													
1	10:11:06.919	1:07.027		23.312	21.645	22.070							



DJKM - OK-J

Qualifying Practice

Track length: 1.190 Km

Session Started: 11:42:02

Best Lap by: 155 - Moritz Groneck - 1:01.491


Rank	#	Driver	Nat	Sponsor Entrant	Nat	License E-License	Make	laps	Best Lap	Diff	In Lap	Penalty
1	155	Moritz Groneck	DEU	CRG Holland	NLD	ITG39313 IBL15521007	CRG/TM/Vega	5	1:01.491		5	
2	101	Luke Kornder	DEU	SIM-ON	DEU	ITG12977 KBF39246	Kosmic/TM/Vega	4	1:01.997	0.506	4	
3	195	Lukas Übleis	AUT	Lanari Racing Team	DEU	ITGJK2021 KBF17166	KR/IAME/Vega	5	1:02.101	0.610	5	
4	168	Nikita Nikishov	ESP	Dörr Motorsport	DEU	ITG176 BIF38420	KR/IAME/Vega	5	1:02.198	0.707	3	
5	185	Oliver Städtler	DEU	CV Performance Group	DEU	ITG34878 BIF38321	KR/TM/Vega	5	1:02.288	0.797	5	
6	131	Amin Kara Osman	DEU	SIM-ON	DEU	ITG36877 KBF39246	Kosmic/TM/Vega	5	1:02.304	0.813	5	
7	173	Alex Molota	SVK	Hagemann racing	CZE	ITG4135 IBL24AT00371	Gillard/TM/Vega	5	1:02.327	0.836	5	
8	172	Tobias Szecsenyi	CZE	Hagemann racing	CZE	ITG24AS0191 IBL24AT00371	Exprit/TM/Vega	5	1:02.356	0.865	5	
9	162	Khalil Sodah	LTU	Paske Racing	LTU	ITG2024-ITG/007 IBL2024-KL/05	Righetti Ridolfi/TM/Vega	5	1:02.641	1.150	4	
10	110	Marc Alexander Reistrup	DNK	CRG Holland	NLD	ITG93629 IBL15521008	CRG/TM/Vega	5	1:02.724	1.233	5	
11	165	Martina Rumlenova	CZE	SKYLARKS KARTING TEAM	CZE	ITG24AS0236 IBL2400701	Praga /TM/Vega	5	1:02.769	1.278	5	
12	163	Philip Helmchen	DEU	ADAC Berlin-Brandenburg e.V. ADAC Niedersachsen/ Sachsen-Anhalt e.V.	DEU	ITG44008 BIC38443	Maranello/TM/Vega	5	1:02.777	1.286	5	
13	164	Jan Chytil	CZE	Ivo Chytil	CZE	ITG24AS0377 IBL24AT00801	Exprit /TM/Vega	5	1:03.134	1.643	2	
14	175	Kristyna Kalistova	CZE	Hagemann racing	CZE	ITG24AS1176 IBL24AT00371	Exprit/TM/Vega	5	1:03.176	1.685	5	
15	174	Filip Planeta	CZE	Hagemann racing	CZE	ITG24AS0337 IBL24AT00371	Exprit/TM/Vega	5	1:03.219	1.728	3	
16	166	Martin Attila Vingler	HUN	Via-Speed Kft	HUN	ITG6400 IBL542	Croc Promotion/TM/Vega	3	1:03.302	1.811	2	
17	106	Niko Bognar	HUN	Maranello SRP Factory Team	DEU	ITG7685 KBF38275	Maranello/TM /Vega	5	1:03.344	1.853	1	
18	167	Matyas Vitver	CZE	SVC Group Racing	CZE	ITG24AS0022 IBL24AT01031	OTK/TM/Vega	5	1:03.344	1.853	1	
19	124	Benjamin Jalmgard	SWE	Patrick Jalmgard	SWE	ITG126012 IBL126011	Tony Kart/Vortex/Vega	5	1:03.484	1.993	1	
20	169	Zalan Takacs	HUN	Via-Speed Kft	HUN	ITG7708 IBL542	Croc Promotion/TM/Vega	5	1:03.707	2.216	5	
21	120	Constantin Papst	DEU	ADAC Nordbayern e.V. NEES RACING	DEU	ITG38729 BIC17863	KR/IAME/Vega	4	1:03.864	2.373	4	
22	159	Ebbe Raasum	SWE	JP RACING	SWE	ITG119522 IBL105	Exprit/Vortex/Vega	5	1:04.384	2.893	5	

Timekeeper
M.Riehmers

Race Director
H.Seidel

These results are provisional until the conclusion of any judicial and technical matters!

Printed: 15.06.2024 / 12:01



INT. ADAC Kartrennen Wackersdorf

DJKM - OK-J

Pro Kart Raceland Wackersdorf 1,190 Km

Qualifying Practice


15.06.2024 11:42

Qualifying (6:00 Time) started at 11:42:02

Lap	Time of Day	Lap Tm	Diff	S1 Tm	S2 Tm	S3 Tm
(155) Moritz Groncek						
1	11:44:35.400	1:03.145	+1.654	22.970	21.483	18.692
2	11:45:37.747	1:02.347	+0.856	22.604	21.219	18.524
3	11:46:39.835	1:02.088	+0.597	22.523	21.026	18.539
4	11:47:42.280	1:02.445	+0.954	22.634	21.375	18.436
5	11:48:43.771	1:01.491		22.401	20.681	18.409
(101) Luke Kornder						
1	11:45:13.805	1:02.828	+0.831	22.893	21.416	18.519
2	11:46:16.511	1:02.706	+0.709	22.971	21.306	18.429
3	11:47:19.041	1:02.530	+0.533	22.918	21.219	18.393
4	11:48:21.038	1:01.997		22.732	20.970	18.295
(195) Lukas Übleis						
1	11:44:27.382	1:03.336	+1.236	23.174	21.509	18.653
2	11:45:30.886	1:03.504	+1.403	22.988	21.759	18.757
3	11:46:34.094	1:03.208	+1.107	22.887	21.586	18.735
4	11:47:37.292	1:03.198	+1.097	23.150	21.423	18.625
5	11:48:39.393	1:02.101		22.666	20.930	18.605
(168) Nikita Nikishov						
1	11:44:37.231	1:02.961	+0.763	23.011	21.326	18.624
2	11:45:39.766	1:02.535	+0.337	22.601	21.323	18.611
3	11:46:41.964	1:02.198		22.657	20.972	18.569
4	11:47:44.311	1:02.347	+0.149	22.619	21.044	18.684
5	11:48:46.543	1:02.232	+0.034	22.575	21.017	18.640
(185) Oliver Städtler						
1	11:44:12.591	1:02.453	+0.166	22.783	21.263	18.407
2	11:45:15.449	1:02.858	+0.570	22.872	21.464	18.522
3	11:46:18.385	1:02.936	+0.648	22.914	21.395	18.627
4	11:47:21.000	1:02.615	+0.327	22.880	21.185	18.550
5	11:48:23.288	1:02.288		22.606	21.167	18.515
(131) Amin Kara Osman						
1	11:44:45.530	1:03.575	+1.271	23.033	21.849	18.693
2	11:45:48.602	1:03.072	+0.768	22.859	21.664	18.549
3	11:46:52.737	1:04.135	+1.831	24.087	21.585	18.463
4	11:47:55.519	1:02.782	+0.478	22.661	21.570	18.551
5	11:48:57.823	1:02.304		22.566	21.307	18.431
(173) Alex Molota						
1	11:44:45.912	1:03.365	+1.038	22.946	21.546	18.873
2	11:45:48.853	1:02.941	+0.614	22.981	21.374	18.586
3	11:46:51.639	1:02.786	+0.459	23.006	21.199	18.581
4	11:47:54.595	1:02.956	+0.629	22.985	21.416	18.555
5	11:48:56.922	1:02.327		22.756	21.119	18.452
(172) Tobias Szecsenyi						
1	11:44:35.916	1:03.045	+0.689	22.746	21.593	18.706
2	11:45:38.522	1:02.606	+0.250	22.710	21.266	18.630
3	11:46:41.267	1:02.745	+0.389	22.785	21.337	18.623
4	11:47:43.956	1:02.689	+0.333	22.742	21.342	18.605
5	11:48:46.312	1:02.356		22.649	21.065	18.642
(162) Khalil Sodah						
1	11:44:14.182	1:02.991	+0.350	23.090	21.319	18.582
2	11:45:17.036	1:02.854	+0.213	23.041	21.276	18.537
3	11:46:19.890	1:02.854	+0.213	23.075	21.199	18.580
4	11:47:22.531	1:02.641		23.064	21.031	18.546
5	11:48:25.233	1:02.702	+0.061	23.061	21.177	18.464
(110) Marc Alexander Reistrup						
1	11:44:24.697	1:03.025	+0.301	23.014	21.298	18.713
2	11:45:27.801	1:03.104	+0.380	22.885	21.481	18.738
3	11:46:31.142	1:03.341	+0.617	22.943	21.606	18.792
4	11:47:34.357	1:03.215	+0.491	23.145	21.323	18.747
5	11:48:37.081	1:02.724		22.751	21.265	18.708
(165) Martina Rumlenova						
1	11:44:18.748	1:03.547	+0.778	23.252	21.520	18.775
2	11:45:21.669	1:02.921	+0.152	22.810	21.427	18.684
3	11:46:24.497	1:02.828	+0.059	22.722	21.431	18.675

Lap	Time of Day	Lap Tm	Diff	S1 Tm	S2 Tm	S3 Tm
4	11:47:27.419	1:02.922	+0.153	22.745	21.372	18.805
5	11:48:30.188	1:02.769		22.787	21.151	18.831
(163) Philip Helmchen						
1	11:44:39.401	1:03.596	+0.819	23.198	21.612	18.786
2	11:45:42.664	1:03.263	+0.486	23.148	21.382	18.733
3	11:46:45.580	1:02.916	+0.139	22.923	21.385	18.608
4	11:47:48.621	1:03.041	+0.264	22.979	21.131	18.931
5	11:48:51.398	1:02.777		22.768	21.091	18.918
(164) Jan Chytil						
1	11:44:44.798	1:03.589	+0.455	23.509	21.534	18.546
2	11:45:47.932	1:03.134		23.119	21.276	18.739
3	11:46:51.174	1:03.242	+0.108	23.062	21.475	18.705
4	11:47:55.092	1:03.918	+0.784	23.260	22.033	18.625
5	11:48:58.525	1:03.433	+0.299	23.439	21.319	18.675
(175) Kristyna Kalistova						
1	11:44:38.943	1:04.396	+1.220	23.525	21.833	19.038
2	11:45:43.346	1:04.403	+1.227	23.856	21.800	18.747
3	11:46:46.808	1:03.462	+0.286	23.078	21.738	18.646
4	11:47:50.363	1:03.555	+0.379	23.067	21.660	18.828
5	11:48:53.539	1:03.176		22.913	21.435	18.828
(174) Filip Planeta						
1	11:44:37.638	1:03.971	+0.752	23.280	21.767	18.924
2	11:45:41.195	1:03.557	+0.338	23.044	21.598	18.915
3	11:46:44.414	1:03.219		23.038	21.388	18.793
4	11:47:48.026	1:03.612	+0.393	23.008	21.716	18.888
5	11:48:52.049	1:04.023	+0.804	22.957	21.260	19.806
(166) Martin Attila Vingler						
1	11:45:56.474	1:03.509	+0.207	23.385	21.321	18.803
2	11:46:59.776	1:03.302		23.195	21.370	18.737
3	11:48:03.311	1:03.535	+0.233	23.268	21.414	18.853
(106) Niko Bognar						
1	11:44:36.484	1:03.344		23.147	21.366	18.831
2	11:45:40.437	1:03.953	+0.609	23.000	21.954	18.999
3	11:46:43.966	1:03.529	+0.185	23.160	21.494	18.875
4	11:47:49.080	1:05.114	+1.770	23.275	22.093	19.746
5	11:48:52.774	1:03.694	+0.350	23.210	21.568	18.916
(167) Matyas Vitver						
1	11:44:23.122	1:03.344		23.260	21.360	18.724
2	11:45:26.949	1:03.827	+0.483	23.194	21.761	18.872
3	11:46:30.782	1:03.833	+0.489	23.082	21.873	18.878
4	11:47:35.871	1:05.089	+1.745	24.123	21.922	19.044
5	11:48:39.650	1:03.779	+0.435	23.244	21.575	18.960
(124) Benjamin Jalmgard						
1	11:44:26.722	1:03.484		23.059	21.461	18.964
2	11:45:30.274	1:03.552	+0.068	23.030	21.517	19.005
3	11:46:33.825	1:03.551	+0.067	23.103	21.408	19.040
4	11:47:37.788	1:03.963	+0.479	23.154	21.550	19.259
5	11:48:41.534	1:03.746	+0.262	23.198	21.520	19.028
(169) Zalan Takacs						
1	11:44:49.362	1:03.834	+0.127	23.531	21.276	19.027
2	11:45:53.256	1:03.894	+0.187	23.403	21.421	19.070
3	11:46:57.610	1:04.354	+0.647	23.167	21.769	19.418
4	11:48:01.680	1:04.070	+0.363	23.359	21.581	19.130
5	11:49:05.387	1:03.707		23.376	21.381	18.950
(120) Constantin Papst						
1	11:44:56.675	1:04.121	+0.257	23.382	21.878	18.861
2	11:46:00.721	1:04.046	+0.182	23.303	21.816	18.927
3	11:47:04.682	1:03.961	+0.097	23.280	21.826	18.855
4	11:48:08.546	1:03.864		23.478	21.599	18.787
(159) Ebbe Raasum						
1	11:44:30.022	1:04.788	+0.404	23.922	21.654	19.212
2	11:45:34.853	1:04.831	+0.447	23.564	22.020	19.247
3	11:46:39.750	1:04.897	+0.513	23.465	22.003	19.429

Orbits



INT. ADAC Kartrennen Wackersdorf

DJKM - OK-J


Pro Kart Raceland Wackersdorf 1,190 Km

Qualifying Practice

15.06.2024 11:42

Qualifying (6:00 Time) started at 11:42:02

Lap	Time of Day	Lap Tm	Diff	S1 Tm	S2 Tm	S3 Tm	Lap	Time of Day	Lap Tm	Diff	S1 Tm	S2 Tm	S3 Tm
4	11:47:44.653	1:04.903	+0.519	23.809	21.367	19.727							
5	11:48:49.037	1:04.384		23.550	21.493	19.341							



DKM Round 3 Track: Wackersdorf
 Class: DJKM - OK-J Heat: Heat 1
 Date/Time: 15.06.2024 15:15 Laps: 10 laps Edition 1

		18	
		17	
		16	
		15	
		14	
		13	
		12	
Constantin Papst	120 21		KR/IAME/Vega
Benjamin Jalmgard	124 19		Kart/Vortex/Vega
Niko Bognar	106 17		Maranello/TM/Vega
Filip Planeta	174 15		Exprit/TM/Vega
Jan Chytil	164 13		Exprit /TM/Vega
Martina Rumlenova	165 11		Praga /TM/Vega
Khalil Sodah	162 9		Righetti Ridolfi/TM/Vega
Alex Molota	173 7		Gillard/TM/Vega
Oliver Städtler	185 5		KR/TM/Vega
Lukas Übleis	195 3		KR/IAME/Vega
Moritz Groneck	155 1		CRG/TM/Vega
		11	Ebbe Raasum
		10	Zalan Takacs
		9	Matyas Vitver
		8	Martin Attila Vingler
		7	Kristyna Kalistova
		6	Philip Helmchen
		5	Marc Alexander Reistrup
		4	Tobias Szecsenyi
		3	Amin Kara Osman
		2	Nikita Nikishov
		1	Luke Kornder
			Exprit/Vortex/Vega
			Promotion/TM/Vega
			OTK/TM/Vega
			Promotion/TM/Vega
			Exprit/TM/Vega
			Maranello/TM/Vega
			CRG/TM/Vega
			Exprit/TM/Vega
			Kosmic/TM/Vega
			KR/IAME/Vega
			Kosmic/TM/Vega

Pole Position

printed 15.06.2024 12:04

DKM Round 3 Track: Wackersdorf Edition 1
 Class: DJKM - OK-J Heat: Heat 2
 Date/Time: 15.06.2024 17:40 Laps: 10 laps

		18	
		17	
		16	
		15	
		14	
		13	
		12	
Constantin Papst	120 21	KR/IAME/Vega	11
Benjamin Jalmgard	124 19	Kart/Vortex/Vega	10
Niko Bognar	106 17	Maranello/TM/Vega	9
Filip Planeta	174 15	Exprit/TM/Vega	8
Jan Chytil	164 13	Exprit /TM/Vega	7
Martina Rumlenova	165 11	Praga /TM/Vega	6
Khalil Sodah	162 9	Righetti Ridolfi/TM/Vega	5
Alex Molota	173 7	Gillard/TM/Vega	4
Oliver Städtler	185 5	KR/TM/Vega	3
Lukas Übleis	195 3	KR/IAME/Vega	2
Moritz Groneck	155 1	CRG/TM/Vega	1
Ebbe Raasum	159 22	Exprit/Vortex/Vega	11
Zalan Takacs	169 20	Promotion/TM/Vega	10
Matyas Vitver	167 18	OTK/TM/Vega	9
Martin Attila Vingler	166 16	Promotion/TM/Vega	8
Kristyna Kalistova	175 14	Exprit/TM/Vega	7
Philip Helmchen	163 12	Maranello/TM/Vega	6
Marc Alexander Reistrup	110 10	CRG/TM/Vega	5
Tobias Szecsenyi	172 8	Exprit/TM/Vega	4
Amin Kara Osman	131 6	Kosmic/TM/Vega	3
Nikita Nikishov	168 4	KR/IAME/Vega	2
Luke Kornder	101 2	Kosmic/TM/Vega	1

Pole Position

printed 15.06.2024 12:04

DJKM - OK-J

Qualifying Heat 1

Track length: 1.190 Km

Race Started: 15:22:31


Best Lap by: 155 - Moritz Groneck - 49.574

Rank	#	Driver	Nat	Sponsor Entrant	Nat	License E-License	Make	laps	T. Time Diff	Best Lap	Penalty	Points
1	1	101 Luke Kornder	DEU	SIM-ON	DEU	ITG12977 KBF39246	Kosmic/TM/Vega	10	8:20.446	49.708		50
2	-1	155 Moritz Groneck	DEU	CRG Holland	NLD	ITG39313 IBL15521007	CRG/TM/Vega	10	8:20.728 0.282	49.574		44
3	2	185 Oliver Städtler	DEU	CV Performance Group	DEU	ITG34878 BIF38321	KR/TM/Vega	10	8:22.833 2.387	49.774		41
4	0	168 Nikita Nikishov	ESP	Dörr Motorsport	DEU	ITG176 BIF38420	KR/IAME/Vega	10	8:23.238 2.792	49.900		38
5	2	173 Alex Molota	SVK	Hagemann racing	CZE	ITG4135 IBL24AT00371	Gillard/TM/Vega	10	8:24.386 3.940	49.919		36
6	2	172 Tobias Szecsenyi	CZE	Hagemann racing	CZE	ITG24AS0191 IBL24AT00371	Exprit/TM/Vega	10	8:24.625 4.179	49.745		34
7	-4	195 Lukas Übleis	AUT	Lanari Racing Team	DEU	ITGJK2021 KBF17166	KR/IAME/Vega	10	8:24.832 4.386	49.961		32
8	-2	131 Amin Kara Osman	DEU	SIM-ON	DEU	ITG36877 KBF39246	Kosmic/TM/Vega	10	8:25.100 4.654	49.859		30
9	2	165 Martina Rumlenova	CZE	SKYLARKS KARTING TEAM	CZE	ITG24AS0236 IBL2400701	Praga /TM/Vega	10	8:25.820 5.374	49.858		28
10	5	174 Filip Planeta	CZE	Hagemann racing	CZE	ITG24AS0337 IBL24AT00371	Exprit/TM/Vega	10	8:27.458 7.012	49.927		27
11	-1	110 Marc Alexander Reistrup	DNK	CRG Holland	NLD	ITG93629 IBL15521008	CRG/TM/Vega	10	8:27.642 7.196	49.585		26
12	1	164 Jan Chytil	CZE	Ivo Chytil	CZE	ITG24AS0377 IBL24AT00801	Exprit /TM/Vega	10	8:29.671 9.225	50.082		25
13	5	167 Matyas Vitver	CZE	SVC Group Racing	CZE	ITG24AS0022 IBL24AT01031	OTK/TM/Vega	10	8:29.757 9.311	50.036		24
14	5	124 Benjamin Jalmgard	SWE	Patrick Jalmgard	SWE	ITG126012 IBL126011	Tony Kart/Vortex/Vega	10	8:31.711 11.265	49.964		23
15	-6	162 Khalil Sodah	LTU	Paske Racing	LTU	ITG2024-ITG/007 IBL2024-KL/05	Righetti Ridolfi/TM/Vega	10	8:33.826 13.380	50.617		22
16	-4	163 Philip Helmchen	DEU	ADAC Berlin-Brandenburg e.V. ADAC Niedersachsen/ Sachsen-Anhalt e.V.	DEU	ITG44008 BIC38443	Maranello/TM/Vega	10	8:34.721 14.275	50.463		21
17	0	106 Niko Bognar	HUN	Maranello SRP Factory Team	DEU	ITG7685 KBF38275	Maranello/TM /Vega	10	8:35.250 14.804	50.539		20
18	4	159 Ebbe Raasum	SWE	JP RACING	SWE	ITG119522 IBL105	Exprit/Vortex/Vega	10	8:35.952 15.506	50.227		19
19	-3	166 Martin Attila Vingler	HUN	Via-Speed Kft	HUN	ITG6400 IBL542	Croc Promotion/TM/Vega	10	8:36.259 15.813	50.035		18
20	0	169 Zalan Takacs	HUN	Via-Speed Kft	HUN	ITG7708 IBL542	Croc Promotion/TM/Vega	10	8:41.183 20.737	51.180		17
21	-7	175 Kristyna Kalistova	CZE	Hagemann racing	CZE	ITG24AS1176 IBL24AT00371	Exprit/TM/Vega	10	8:42.609 22.163	50.516		16
22	-1	120 Constantin Papst	DEU	ADAC Nordbayern e.V. NEES RACING	DEU	ITG38729 BIC17863	KR/IAME/Vega	4	3:33.217 6 Laps	50.275	+ 5 sec	15

Announcements

120 + 5 sec front fairing

Timekeeper
M.Riehmers




Race Director
H.Seidel



Page 1/1

These results are provisional until the conclusion of any judicial and technical matters!

Printed: 15.06.2024 / 16:01



INT. ADAC Kartrennen Wackersdorf

DJKM - OK-J

Pro Kart Raceland Wackersdorf 1,190 Km

Qualifying Heat 1

15.06.2024 15:15

Race (10 Laps) started at 15:22:31

Lap	Time of Day	Lap Tm	Diff	S1 Tm	S2 Tm	S3 Tm
(101) Luke Kornder						
1	15:23:22.424	50.815	+1.107	18.844	16.242	15.729
2	15:24:12.864	50.440	+0.732	18.445	16.352	15.643
3	15:25:03.138	50.274	+0.566	18.397	16.257	15.620
4	15:25:53.210	50.072	+0.364	18.292	16.155	15.625
5	15:26:43.149	49.939	+0.231	18.222	16.161	15.556
6	15:27:32.966	49.817	+0.109	18.217	16.080	15.520
7	15:28:22.674	49.708		18.160	16.073	15.475
8	15:29:12.594	49.920	+0.212	18.182	16.179	15.559
9	15:30:02.345	49.751	+0.043	18.155	16.118	15.478
10	15:30:52.055	49.710	+0.002	18.078	16.118	15.514

(155) Moritz Groneck						
1	15:23:23.573	51.950	+2.376	19.094	16.955	15.901
2	15:24:14.093	50.520	+0.946	18.456	16.391	15.673
3	15:25:04.348	50.255	+0.681	18.291	16.368	15.596
4	15:25:54.305	49.957	+0.383	18.239	16.213	15.505
5	15:26:44.130	49.825	+0.251	18.210	16.128	15.487
6	15:27:33.704	49.574		18.059	16.073	15.442
7	15:28:23.288	49.584	+0.010	18.089	16.050	15.445
8	15:29:12.921	49.633	+0.059	18.094	16.098	15.441
9	15:30:02.563	49.642	+0.068	18.094	16.121	15.427
10	15:30:52.337	49.774	+0.200	18.069	16.151	15.554

(185) Oliver Städtler						
1	15:23:23.850	52.089	+2.315	19.731	16.624	15.734
2	15:24:14.237	50.387	+0.613	18.488	16.379	15.520
3	15:25:04.484	50.247	+0.473	18.329	16.329	15.590
4	15:25:54.434	49.950	+0.176	18.316	16.189	15.445
5	15:26:44.578	50.144	+0.370	18.480	16.206	15.458
6	15:27:34.429	49.851	+0.077	18.272	16.161	15.418
7	15:28:24.550	50.121	+0.347	18.327	16.077	15.717
8	15:29:14.800	50.250	+0.476	18.490	16.255	15.505
9	15:30:04.668	49.868	+0.094	18.215	16.197	15.456
10	15:30:54.442	49.774		18.215	16.128	15.431

(168) Nikita Nikishov						
1	15:23:23.266	51.583	+1.683	19.149	16.594	15.840
2	15:24:13.778	50.512	+0.612	18.565	16.345	15.602
3	15:25:04.038	50.260	+0.360	18.425	16.211	15.624
4	15:25:54.128	50.090	+0.190	18.326	16.233	15.531
5	15:26:44.335	50.207	+0.307	18.553	16.191	15.463
6	15:27:34.296	49.961	+0.061	18.301	16.192	15.468
7	15:28:24.665	50.369	+0.469	18.288	16.377	15.704
8	15:29:14.972	50.307	+0.407	18.621	16.234	15.452
9	15:30:04.947	49.975	+0.075	18.315	16.170	15.490
10	15:30:54.847	49.900		18.269	16.193	15.438

(173) Alex Molota						
1	15:23:24.262	52.428	+2.509	19.980	16.741	15.707
2	15:24:14.745	50.483	+0.564	18.535	16.376	15.572
3	15:25:04.873	50.128	+0.209	18.471	16.171	15.486
4	15:25:54.906	50.033	+0.114	18.357	16.139	15.537
5	15:26:44.905	49.999	+0.080	18.322	16.242	15.435
6	15:27:34.964	50.059	+0.140	18.407	16.203	15.449
7	15:28:24.883	49.919		18.301	16.157	15.461
8	15:29:15.349	50.466	+0.547	18.609	16.395	15.462
9	15:30:05.725	50.376	+0.457	18.324	16.180	15.872
10	15:30:55.995	50.270	+0.351	18.597	16.224	15.449

(172) Tobiasz Szecsenyi						
1	15:23:24.941	52.958	+3.213	19.946	17.042	15.970
2	15:24:15.430	50.489	+0.744	18.525	16.336	15.628
3	15:25:05.514	50.084	+0.339	18.422	16.179	15.483
4	15:25:55.471	49.957	+0.212	18.327	16.140	15.490
5	15:26:45.445	49.974	+0.229	18.301	16.206	15.467
6	15:27:35.316	49.871	+0.126	18.308	16.144	15.419
7	15:28:25.061	49.745		18.260	16.085	15.400
8	15:29:15.548	50.487	+0.742	18.644	16.302	15.541
9	15:30:05.754	50.206	+0.461	18.264	16.181	15.761
10	15:30:56.234	50.480	+0.735	18.709	16.318	15.453

(195) Lukas Übleis						
---------------------------	--	--	--	--	--	--

Lap	Time of Day	Lap Tm	Diff	S1 Tm	S2 Tm	S3 Tm
1	15:23:23.980	52.291	+2.330	19.993	16.680	15.618
2	15:24:14.417	50.437	+0.476	18.594	16.362	15.481
3	15:25:04.627	50.210	+0.249	18.454	16.303	15.453
4	15:25:54.590	49.963	+0.002	18.408	16.201	15.354
5	15:26:44.712	50.122	+0.161	18.490	16.191	15.441
6	15:27:34.673	49.961		18.412	16.183	15.366
7	15:28:24.807	50.134	+0.173	18.404	16.174	15.556
8	15:29:15.904	51.097	+1.136	19.336	16.327	15.434
9	15:30:05.906	50.002	+0.041	18.331	16.205	15.466
10	15:30:56.441	50.535	+0.574	18.712	16.401	15.422

(131) Amin Kara Osman						
1	15:23:25.623	53.720	+3.861	20.700	16.881	16.139
2	15:24:16.780	51.157	+1.298	18.840	16.460	15.857
3	15:25:07.069	50.289	+0.430	18.410	16.307	15.572
4	15:25:57.285	50.216	+0.357	18.444	16.163	15.609
5	15:26:47.225	49.940	+0.081	18.211	16.189	15.540
6	15:27:37.180	49.955	+0.096	18.243	16.193	15.519
7	15:28:27.068	49.888	+0.029	18.257	16.160	15.471
8	15:29:16.927	49.859		18.227	16.164	15.468
9	15:30:06.808	49.881	+0.022	18.251	16.174	15.456
10	15:30:56.709	49.901	+0.042	18.293	16.187	15.421


(165) Martina Rumlénová						
1	15:23:25.690	53.661	+3.803	20.349	17.006	16.306
2	15:24:16.960	51.270	+1.412	18.628	16.437	16.205
3	15:25:07.226	50.266	+0.408	18.403	16.306	15.557
4	15:25:57.924	50.698	+0.840	18.847	16.308	15.543
5	15:26:47.857	49.933	+0.075	18.240	16.164	15.529
6	15:27:37.779	49.922	+0.064	18.247	16.164	15.511
7	15:28:27.647	49.868	+0.010	18.246	16.175	15.447
8	15:29:17.606	49.959	+0.101	18.239	16.252	15.468
9	15:30:07.464	49.858		18.224	16.117	15.517
10	15:30:57.429	49.965	+0.107	18.287	16.162	15.516

(174) Filip Planeta						
1	15:23:25.996	53.819	+3.892	20.910	17.027	16.882
2	15:24:17.142	51.146	+1.219	18.825	16.517	15.804
3	15:25:07.992	50.850	+0.923	19.095	16.305	15.450
4	15:25:58.655	50.663	+0.736	18.507	16.604	15.562
5	15:26:49.090	50.435	+0.508	18.390	16.398	15.647
6	15:27:39.231	50.141	+0.214	18.259	16.269	15.613
7	15:28:29.224	49.993	+0.066	18.187	16.207	15.599
8	15:29:19.175	49.951	+0.024	18.169	16.288	15.494
9	15:30:09.140	49.965	+0.038	18.312	16.147	15.506
10	15:30:59.067	49.927		18.189	16.179	15.559

(110) Marc Alexander Reistrup						
1	15:23:25.884	53.666	+4.081	20.663	17.037	15.966
2	15:24:17.746	51.862	+2.277	18.782	16.458	16.622
3	15:25:08.637	50.891	+1.306	19.003	16.391	15.497
4	15:25:59.331	50.694	+1.109	18.351	16.557	15.786
5	15:26:49.744	50.413	+0.828	18.347	16.404	15.662
6	15:27:39.611	49.867	+0.282	18.228	16.248	15.391
7	15:28:30.039	50.428	+0.843	18.487	16.529	15.412
8	15:29:19.985	49.946	+0.361	18.380	16.150	15.416
9	15:30:09.570	49.585		18.130	16.092	15.363
10	15:30:59.251	49.681	+0.096	18.070	16.191	15.420

(164) Jan Chytil						
1	15:23:25.831	53.730	+3.648	20.673	16.969	16.088
2	15:24:17.400	51.569	+1.487	19.333	16.506	15.730
3	15:25:07.857	50.457	+0.375	18.648	16.298	15.511
4	15:25:59.392	51.535	+1.453	18.472	17.134	15.929
5	15:26:49.909	50.517	+0.435	18.454	16.352	15.711
6	15:27:39.991	50.082		18.353	16.245	15.484
7	15:28:30.457	50.466	+0.384	18.324	16.591	15.551
8	15:29:20.599	50.142	+0.060	18.314	16.329	15.499
9	15:30:11.087	50.488	+0.406	18.419	16.352	15.717
10	15:31:01.280	50.193	+0.111	18.340	16.319	15.534

(167) Matyas Vitver						
1	15:23:27.300	54.614	+4.578	20.767	17.690	16.157
2	15:24:17.822	50.522	+0.486	18.633	16.302	15.587



INT. ADAC Kartrennen Wackersdorf

DJKM - OK-J

Pro Kart Raceland Wackersdorf 1,190 Km

Qualifying Heat 1

15.06.2024 15:15

Race (10 Laps) started at 15:22:31

Lap	Time of Day	Lap Tm	Diff	S1 Tm	S2 Tm	S3 Tm
3	15:25:08.257	50.435	+0.399	18.789	16.290	15.356
4	15:25:58.764	50.507	+0.471	18.421	16.618	15.468
5	15:26:49.400	50.636	+0.600	18.730	16.402	15.504
6	15:27:39.436	50.036		18.403	16.188	15.445
7	15:28:20.810	50.374	+0.338	18.596	16.320	15.448
8	15:29:20.183	50.373	+0.337	18.728	16.292	15.353
9	15:30:11.236	51.053	+1.017	18.609	16.656	15.788
10	15:31:01.366	50.130	+0.094	18.349	16.309	15.472

(124) Benjamin Jalmgard

1	15:23:28.194	55.482	+5.518	21.159	17.781	16.542
2	15:24:19.395	51.201	+1.237	18.943	16.530	15.728
3	15:25:10.072	50.677	+0.713	18.579	16.346	15.752
4	15:26:00.333	50.261	+0.297	18.418	16.262	15.581
5	15:26:50.653	50.320	+0.356	18.422	16.245	15.653
6	15:27:42.044	51.391	+1.427	18.822	16.631	15.938
7	15:28:33.072	51.028	+1.064	18.841	16.488	15.699
8	15:29:23.258	50.186	+0.222	18.355	16.288	15.643
9	15:30:13.356	50.098	+0.134	18.255	16.282	15.561
10	15:31:03.320	49.964		18.171	16.248	15.545

(162) Khalil Sodah

1	15:23:25.288	53.378	+2.761	20.357	16.981	16.040
2	15:24:16.164	50.876	+0.259	18.663	16.490	15.723
3	15:25:06.861	50.697	+0.080	18.585	16.388	15.724
4	15:25:58.595	51.734	+1.117	19.339	16.703	15.692
5	15:26:50.432	51.837	+1.220	18.730	17.027	16.080
6	15:27:41.381	50.949	+0.332	18.686	16.452	15.811
7	15:28:33.315	51.934	+1.317	19.387	16.736	15.811
8	15:29:24.117	50.802	+0.185	18.500	16.618	15.684
9	15:30:14.734	50.617		18.415	16.499	15.703
10	15:31:05.435	50.701	+0.084	18.492	16.518	15.691

(163) Philip Helmchen

1	15:23:28.406	56.118	+5.655	22.011	17.552	16.555
2	15:24:20.317	51.911	+1.448	19.196	16.804	15.911
3	15:25:11.171	50.854	+0.391	18.555	16.598	15.701
4	15:26:01.806	50.635	+0.172	18.545	16.459	15.631
5	15:26:52.349	50.543	+0.080	18.469	16.390	15.684
6	15:27:43.035	50.686	+0.223	18.504	16.433	15.749
7	15:28:34.527	51.492	+1.029	18.475	17.274	15.743
8	15:29:25.236	50.709	+0.246	18.565	16.511	15.633
9	15:30:15.867	50.631	+0.168	18.582	16.375	15.674
10	15:31:06.330	50.463		18.488	16.322	15.653

(106) Niko Bognar

1	15:23:28.109	55.825	+5.286	21.369	17.594	16.862
2	15:24:19.260	51.151	+0.612	18.767	16.593	15.791
3	15:25:10.230	50.970	+0.431	18.487	16.408	16.075
4	15:26:00.880	50.650	+0.111	18.566	16.419	15.665
5	15:26:51.419	50.539		18.497	16.347	15.695
6	15:27:42.153	50.734	+0.195	18.486	16.408	15.840
7	15:28:34.339	52.186	+1.647	18.820	17.595	15.771
8	15:29:25.408	51.069	+0.530	18.895	16.554	15.620
9	15:30:16.303	50.895	+0.356	18.658	16.626	15.611
10	15:31:06.859	50.556	+0.017	18.400	16.433	15.723

(159) Ebbe Raasum

1	15:23:28.036	55.121	+4.894	20.976	17.541	16.604
2	15:24:20.916	52.880	+2.653	19.687	16.774	16.419
3	15:25:11.617	50.701	+0.474	18.593	16.469	15.639
4	15:26:02.320	50.703	+0.476	18.567	16.497	15.639
5	15:26:52.832	50.512	+0.285	18.561	16.372	15.579
6	15:27:43.319	50.487	+0.260	18.498	16.371	15.618
7	15:28:35.418	52.099	+1.872	18.605	17.270	16.224
8	15:29:26.860	51.442	+1.215	18.900	16.982	15.660
9	15:30:17.334	50.474	+0.247	18.592	16.315	15.567
10	15:31:07.561	50.227		18.368	16.267	15.592

(166) Martin Attila Vingler

1	15:23:28.545	55.926	+5.891	21.868	17.568	16.490
2	15:24:20.676	52.131	+2.096	19.483	16.736	15.912
3	15:25:11.298	50.622	+0.587	18.443	16.552	15.627
4	15:26:01.963	50.665	+0.630	18.526	16.601	15.538

Lap	Time of Day	Lap Tm	Diff	S1 Tm	S2 Tm	S3 Tm
5	15:26:52.481	50.518	+0.483	18.543	16.338	15.637
6	15:27:43.106	50.625	+0.590	18.728	16.261	15.636
7	15:28:35.357	52.251	+2.216	18.578	17.310	16.363
8	15:29:27.200	51.843	+1.808	18.819	17.415	15.609
9	15:30:17.833	50.633	+0.598	18.726	16.340	15.567
10	15:31:07.868	50.035		18.356	16.217	15.462

(169) Zalan Takacs

1	15:23:26.746	55.914	+4.734	21.630	17.852	16.432
2	15:24:21.250	52.504	+1.324	19.485	16.797	16.222
3	15:25:12.430	51.180		18.767	16.574	15.839
4	15:26:03.744	51.314	+0.134	18.737	16.641	15.936
5	15:26:54.940	51.196	+0.016	18.690	16.477	16.029
6	15:27:46.171	51.231	+0.051	18.761	16.491	15.979
7	15:28:37.576	51.405	+0.225	18.826	16.577	16.002
8	15:29:28.875	51.299	+0.119	18.796	16.610	15.893
9	15:30:20.585	51.710	+0.530	18.856	16.713	16.141
10	15:31:12.792	52.207	+1.027	18.871	17.313	16.023

(175) Kristyna Kalistova

1	15:23:27.057	54.717	+4.201	20.903	17.763	16.051
2	15:24:18.064	51.007	+0.491	18.509	16.755	15.743
3	15:25:09.027	50.963	+0.447	18.866	16.466	15.631
4	15:25:59.977	50.950	+0.434	18.379	16.705	15.866
5	15:26:50.493	50.516		18.436	16.336	15.744
6	15:27:41.439	50.946	+0.430	18.820	16.474	15.652
7	15:28:35.160	53.721	+3.205	19.177	18.420	16.124
8	15:29:26.796	51.636	+1.120	18.941	16.888	15.807
9	15:30:19.808	53.012	+2.496	19.506	17.452	16.054
10	15:31:14.218	54.410	+3.894	19.532	18.311	16.567

(120) Constantin Papst

1	15:23:26.187	53.404	+3.129	20.477	17.077	15.850
2	15:24:17.296	51.109	+0.834	18.834	16.489	15.786
3	15:25:07.571	50.275		18.516	16.280	15.479
4	15:25:59.826	52.255	+1.980	18.593	17.847	15.815



DJKM - OK-J

Qualifying Heat 2

Track length: 1.190 Km

Race Started: 17:42:23

Best Lap by: 110 - Marc Alexander Reistrup - 49.605

Rank	#	Driver	Nat	Sponsor Entrant	Nat	License E-License	Make	laps	T. Time Diff	Best Lap	Penalty	Points
1	0	155 Moritz Groneck	DEU	CRG Holland	NLD	ITG39313 IBL15521007	CRG/TM/Vega	10	8:20.309	49.651		50
2	0	101 Luke Kornder	DEU	SIM-ON	DEU	ITG12977 KBF39246	Kosmic/TM/Vega	10	8:22.260 1.951	49.685		44
3	4	173 Alex Molota	SVK	Hagemann racing	CZE	ITG4135 IBL24AT00371	Gillard/TM/Vega	10	8:23.756 3.447	49.844		41
4	0	168 Nikita Nikishov	ESP	Dörr Motorsport	DEU	ITG176 BIF38420	KR/IAME/Vega	10	8:25.818 5.509	50.100		38
5	6	165 Martina Rumlenova	CZE	SKYLARKS KARTING TEAM	CZE	ITG24AS0236 IBL2400701	Praga /TM/Vega	10	8:26.290 5.981	49.854		36
6	-3	195 Lukas Übleis	AUT	Lanari Racing Team	DEU	ITGJK2021 KBF17166	KR/IAME/Vega	10	8:26.464 6.155	49.830		34
7	-1	131 Amin Kara Osman	DEU	SIM-ON	DEU	ITG36877 KBF39246	Kosmic/TM/Vega	10	8:27.233 6.924	49.840		32
8	13	120 Constantin Papst	DEU	ADAC Nordbayern e.V. NEES RACING	DEU	ITG38729 BIC17863	KR/IAME/Vega	10	8:27.285 6.976	49.771		30
9	1	110 Marc Alexander Reistrup	DNK	CRG Holland	NLD	ITG93629 IBL15521008	CRG/TM/Vega	10	8:27.534 7.225	49.605		28
10	9	124 Benjamin Jalmgard	SWE	Patrick Jalmgard	SWE	ITG126012 IBL126011	Tony Kart/Vortex/Vega	10	8:28.878 8.569	49.965		27
11	-6	185 Oliver Städtler	DEU	CV Performance Group	DEU	ITG34878 BIF38321	KR/TM/Vega	10	8:30.600 10.291	49.677	+ 5 sec	26
12	-4	172 Tobias Szecsenyi	CZE	Hagemann racing	CZE	ITG24AS0191 IBL24AT00371	Exprit/TM/Vega	10	8:31.076 10.767	49.670	+ 5 sec	25
13	0	164 Jan Chytil	CZE	Ivo Chytil	CZE	ITG24AS0377 IBL24AT00801	Exprit /TM/Vega	10	8:32.160 11.851	50.184		24
14	1	174 Filip Planeta	CZE	Hagemann racing	CZE	ITG24AS0337 IBL24AT00371	Exprit/TM/Vega	10	8:33.194 12.885	50.005	+ 5 sec	23
15	7	159 Ebbe Raasum	SWE	JP RACING	SWE	ITG119522 IBL1105	Exprit/Vortex/Vega	10	8:33.346 13.037	50.403		22
16	1	106 Niko Bognar	HUN	Maranello SRP Factory Team	DEU	ITG7685 KBF38275	Maranello/TM /Vega	10	8:34.700 14.391	50.582		21
17	-1	166 Martin Attila Vingler	HUN	Via-Speed Kft	HUN	ITG6400 IBL542	Croc Promotion/TM/Vega	10	8:34.792 14.483	50.102		20
18	0	167 Matyas Vitver	CZE	SVC Group Racing	CZE	ITG24AS0022 IBL24AT01031	OTK/TM/Vega	10	8:34.854 14.545	49.911	+ 5 sec	19
19	1	169 Zalan Takacs	HUN	Via-Speed Kft	HUN	ITG7708 IBL542	Croc Promotion/TM/Vega	10	8:45.558 25.249	51.172	+ 5 sec	18
20	-8	163 Philip Helmchen	DEU	ADAC Berlin-Brandenburg e.V. ADAC Niedersachsen/ Sachsen-Anhalt e.V.	DEU	ITG44008 BIC38443	Maranello/TM/Vega	10	8:57.226 36.917	50.854		17
21	-7	175 Kristyna Kalistova	CZE	Hagemann racing	CZE	ITG24AS1176 IBL24AT00371	Exprit/TM/Vega	2	1:51.891 8 Laps	51.130	+ 5 sec	16
22	-13	162 Khalil Sodah	LTU	Paske Racing	LTU	ITG2024-ITG/007 IBL2024-KL/05	Righetti Ridolfi/TM/Vega	0	0.469 10 Laps			15

Announcements

175,172 + 5 sec push

167,185,169 + 5 sec front fairing

174 + 5 sec overtaking after the redline


Timekeeper
M.Riehmers

Race Director
H.Seidel

Page 1/1

These results are provisional until the conclusion of any judicial and technical matters!

Printed: 15.06.2024 / 18:05



INT. ADAC Kartrennen Wackersdorf

DJKM - OK-J

Pro Kart Raceland Wackersdorf 1,190 Km

Qualifying Heat 2

15.06.2024 17:40

Race (10 Laps) started at 17:42:23

Lap	Time of Day	Lap Tm	Diff	S1 Tm	S2 Tm	S3 Tm
(155) Moritz Groneck						
1	17:43:15.236	51.546	+1.895	19.216	16.521	15.809
2	17:44:05.711	50.475	+0.824	18.486	16.345	15.644
3	17:44:55.807	50.096	+0.445	18.240	16.238	15.618
4	17:45:45.755	49.948	+0.297	18.212	16.161	15.575
5	17:46:35.469	49.714	+0.063	18.145	16.067	15.502
6	17:47:25.223	49.754	+0.103	18.161	16.128	15.465
7	17:48:15.033	49.810	+0.159	18.147	16.146	15.517
8	17:49:04.691	49.658	+0.007	18.065	16.056	15.537
9	17:49:54.342	49.651		18.135	16.026	15.490
10	17:50:43.999	49.657	+0.006	18.083	16.079	15.495

(101) Luke Kornder						
1	17:43:15.830	52.138	+2.453	19.678	16.657	15.803
2	17:44:06.595	50.765	+1.080	18.615	16.456	15.694
3	17:44:56.789	50.194	+0.509	18.372	16.279	15.543
4	17:45:46.853	50.064	+0.379	18.313	16.189	15.562
5	17:46:36.981	50.128	+0.443	18.292	16.292	15.544
6	17:47:26.989	50.008	+0.323	18.260	16.199	15.549
7	17:48:16.811	49.822	+0.137	18.233	16.082	15.507
8	17:49:06.500	49.689	+0.004	18.121	16.109	15.459
9	17:49:56.185	49.685		18.125	16.070	15.490
10	17:50:45.950	49.765	+0.080	18.142	16.118	15.505

(173) Alex Molota						
1	17:43:16.468	52.569	+2.725	20.170	16.672	15.727
2	17:44:07.295	50.827	+0.983	18.754	16.492	15.581
3	17:44:57.538	50.243	+0.399	18.399	16.301	15.543
4	17:45:47.658	50.120	+0.276	18.338	16.276	15.506
5	17:46:37.622	49.964	+0.120	18.297	16.189	15.478
6	17:47:27.512	49.890	+0.046	18.264	16.155	15.471
7	17:48:17.369	49.857	+0.013	18.242	16.158	15.457
8	17:49:07.671	50.302	+0.458	18.233	16.153	15.916
9	17:49:57.602	49.931	+0.087	18.416	16.074	15.441
10	17:50:47.446	49.844		18.233	16.107	15.504

(168) Nikita Nikishov						
1	17:43:15.400	51.635	+1.535	19.281	16.593	15.761
2	17:44:06.068	50.668	+0.568	18.605	16.410	15.653
3	17:44:56.392	50.324	+0.224	18.378	16.323	15.623
4	17:45:46.593	50.201	+0.101	18.361	16.247	15.593
5	17:46:36.739	50.146	+0.046	18.313	16.202	15.631
6	17:47:26.839	50.100		18.292	16.230	15.578
7	17:48:17.189	50.350	+0.250	18.564	16.240	15.546
8	17:49:07.733	50.544	+0.444	18.230	16.468	15.846
9	17:49:59.203	51.470	+1.370	19.252	16.466	15.752
10	17:50:49.508	50.305	+0.205	18.531	16.252	15.522

(165) Martina Rumlenova						
1	17:43:17.495	53.267	+3.413	20.735	16.828	15.704
2	17:44:08.371	50.876	+1.022	18.600	16.464	15.812
3	17:44:59.207	50.836	+0.982	19.038	16.304	15.494
4	17:45:49.324	50.117	+0.263	18.328	16.313	15.476
5	17:46:39.368	50.044	+0.190	18.279	16.266	15.499
6	17:47:29.410	50.042	+0.188	18.313	16.268	15.461
7	17:48:19.264	49.854		18.184	16.168	15.502
8	17:49:09.238	49.974	+0.120	18.231	16.228	15.515
9	17:49:59.471	50.233	+0.379	18.189	16.290	15.754
10	17:50:49.980	50.509	+0.655	18.466	16.481	15.562

(195) Lukas Übleis						
1	17:43:16.048	52.291	+2.461	19.880	16.712	15.699
2	17:44:06.967	50.919	+1.089	18.867	16.525	15.527
3	17:44:57.305	50.338	+0.508	18.459	16.389	15.490
4	17:45:47.823	50.518	+0.688	18.426	16.526	15.566
5	17:46:37.919	50.096	+0.266	18.399	16.278	15.419
6	17:47:27.936	50.017	+0.187	18.389	16.234	15.394
7	17:48:17.766	49.830		18.287	16.191	15.352
8	17:49:08.078	50.312	+0.482	18.639	16.261	15.412
9	17:49:58.449	50.371	+0.541	18.398	16.194	15.779
10	17:50:50.154	51.705	+1.875	19.596	16.544	15.565

(131) Amin Kara Osman						
1	17:43:18.024	53.726	+3.542	21.084	16.930	15.712
2	17:44:08.600	50.576	+0.392	18.594	16.415	15.567

(120) Constantin Papst						
1	17:43:16.809	52.771	+2.931	20.335	16.695	15.741
2	17:44:08.183	51.374	+1.534	18.801	16.604	15.969
3	17:44:58.993	50.810	+0.970	18.880	16.327	15.603
4	17:45:49.095	50.102	+0.262	18.312	16.195	15.595
5	17:46:39.140	50.045	+0.205	18.292	16.212	15.541
6	17:47:29.077	49.937	+0.097	18.272	16.200	15.465
7	17:48:18.963	49.886	+0.046	18.227	16.153	15.506
8	17:49:08.803	49.840		18.204	16.123	15.513
9	17:49:59.634	50.831	+0.991	18.321	16.473	16.037
10	17:50:50.923	51.289	+1.449	18.772	16.684	15.833

(110) Marc Alexander Reistrup						
1	17:43:19.120	54.310	+4.539	21.268	17.263	15.779
2	17:44:10.321	51.201	+1.490	18.571	16.683	15.947
3	17:45:00.446	50.125	+0.354	18.488	16.219	15.418
4	17:45:50.550	50.104	+0.333	18.266	16.265	15.573
5	17:46:40.742	50.192	+0.421	18.509	16.320	15.363
6	17:47:30.588	49.846	+0.075	18.192	16.244	15.410
7	17:48:20.369	49.781	+0.010	18.240	16.120	15.421
8	17:49:10.140	49.771		18.181	16.204	15.386
9	17:49:59.941	49.801	+0.030	18.215	16.139	15.447
10	17:50:50.975	51.034	+1.263	18.657	16.552	15.825

(110) Marc Alexander Reistrup						
1	17:43:17.791	53.112	+3.507	20.594	16.833	15.685
2	17:44:08.488	50.697	+1.092	18.531	16.465	15.701
3	17:44:59.737	51.249	+1.644	19.506	16.267	15.476
4	17:45:50.325	50.588	+0.983	18.307	16.365	15.916
5	17:46:40.405	50.080	+0.475	18.304	16.271	15.505
6	17:47:30.238	49.833	+0.228	18.223	16.213	15.397
7	17:48:19.931	49.693	+0.088	18.183	16.103	15.407
8	17:49:09.536	49.605		18.114	16.117	15.374
9	17:49:59.791	50.255	+0.650	18.200	16.193	15.862
10	17:50:51.224	51.433	+1.828	18.469	16.674	16.290

(124) Benjamin Jalmgard						
1	17:43:19.886	55.141	+5.176	21.507	17.424	16.210
2	17:44:10.726	50.840	+0.875	18.559	16.437	15.844
3	17:45:01.896	51.170	+1.205	19.265	16.323	15.582
4	17:45:52.246	50.850	+0.385	18.290	16.453	15.607
5	17:46:42.429	50.183	+0.218	18.419	16.217	15.547
6	17:47:32.480	50.051	+0.086	18.281	16.273	15.497
7	17:48:22.555	50.075	+0.110	18.222	16.274	15.579
8	17:49:12.589	50.034	+0.069	18.264	16.199	15.571
9	17:50:02.554	49.965		18.221	16.214	15.530
10	17:50:52.568	50.014	+0.049	18.233	16.223	15.558

(185) Oliver Städtler						
1	17:43:16.251	52.427	+2.750	20.090	16.601	15.736
2	17:44:07.885	51.634	+1.957	19.271	16.485	15.878
3	17:44:58.120	50.235	+0.558	18.443	16.299	15.493
4	17:45:48.020	49.900	+0.223	18.284	16.134	15.482
5	17:46:38.732	50.712	+1.035	18.371	16.333	16.008
6	17:47:28.612	49.880	+0.203	18.334	16.156	15.390
7	17:48:18.289	49.577		18.258	16.073	15.346
8	17:49:08.223	49.934	+0.257	18.290	16.219	15.425
9	17:49:58.623	50.400	+0.723	18.629	16.102	15.669
10	17:50:49.290	50.667	+0.990	18.888	16.271	15.508

(172) Tobias Szecsenyi						
1	17:43:17.255	53.156	+3.486	20.518	16.915	15.723
2	17:44:08.313	51.058	+1.388	18.566	16.532	15.960
3	17:44:58.629	50.316	+0.646	18.605	16.261	15.450
4	17:45:48.437	49.808	+0.138	18.277	16.150	15.381
5	17:46:38.646	50.209	+0.539	18.244	16.213	15.752
6	17:47:28.378	49.732	+0.062	18.195	16.164	15.373
7	17:48:18.048	49.670		18.191	16.074	15.405
8	17:49:07.831	49.783	+0.113	18.226	16.080	15.477
9	17:49:58.760	50.929	+1.259	18.796	16.209	15.924
10	17:50:49.766	51.006	+1.336	19.117	16.362	15.527

(164) Jan Chytil						
1	17:43:18.024	53.726	+3.542	21.084	16.930	15.712
2	17:44:08.600	50.576	+0.392	18.594	16.415	15.567

INT. ADAC Kartrennen Wackersdorf

DJKM - OK-J

Pro Kart Raceland Wackersdorf 1,190 Km

Qualifying Heat 2

15.06.2024 17:40

Race (10 Laps) started at 17:42:23

Lap	Time of Day	Lap Tm	Diff	S1 Tm	S2 Tm	S3 Tm
3	17:44:59.554	50.954	+0.770	19.072	16.316	15.566
4	17:45:50.544	50.990	+0.806	18.363	16.611	16.016
5	17:46:41.378	50.834	+0.650	18.733	16.544	15.557
6	17:47:31.562	50.184		18.358	16.311	15.515
7	17:48:21.778	50.216	+0.032	18.401	16.237	15.578
8	17:49:13.977	52.199	+2.015	18.266	16.377	17.556
9	17:50:05.578	51.601	+1.417	18.726	17.218	15.657
10	17:50:55.850	50.272	+0.088	18.360	16.291	15.621

(174) Filip Planeta

1	17:43:18.370	53.986	+3.981	21.052	17.136	15.798
2	17:44:08.943	50.573	+0.568	18.547	16.376	15.650
3	17:45:00.145	51.202	+1.197	19.224	16.369	15.609
4	17:45:50.486	50.341	+0.336	18.338	16.315	15.688
5	17:46:41.235	50.749	+0.744	18.567	16.635	15.547
6	17:47:31.240	50.005		18.234	16.235	15.536
7	17:48:21.302	50.062	+0.057	18.279	16.257	15.526
8	17:49:11.321	50.019	+0.014	18.218	16.236	15.565
9	17:50:01.536	50.215	+0.210	18.231	16.416	15.568
10	17:50:51.884	50.348	+0.343	18.304	16.420	15.624

(159) Ebbe Raasum

1	17:43:20.219	55.047	+4.644	21.657	17.338	16.052
2	17:44:11.387	51.168	+0.765	18.787	16.613	15.768
3	17:45:02.666	51.279	+0.876	19.080	16.555	15.644
4	17:45:53.293	50.627	+0.224	18.542	16.382	15.703
5	17:46:43.974	50.681	+0.278	18.475	16.438	15.768
6	17:47:34.888	50.914	+0.511	18.698	16.595	15.621
7	17:48:25.411	50.523	+0.120	18.487	16.390	15.646
8	17:49:16.224	50.813	+0.410	18.703	16.414	15.696
9	17:50:06.627	50.403		18.509	16.289	15.605
10	17:50:57.036	50.409	+0.006	18.372	16.362	15.675

(106) Niko Bogner

1	17:43:18.912	54.419	+3.837	21.301	17.247	15.871
2	17:44:10.233	51.321	+0.739	18.608	16.663	16.050
3	17:45:01.378	51.145	+0.563	19.017	16.413	15.715
4	17:45:52.117	50.739	+0.157	18.532	16.520	15.687
5	17:46:43.682	51.565	+0.983	18.758	16.586	16.221
6	17:47:34.676	50.994	+0.412	18.617	16.645	15.732
7	17:48:25.258	50.582		18.486	16.364	15.732
8	17:49:16.496	51.238	+0.656	18.995	16.529	15.714
9	17:50:07.418	50.922	+0.340	18.770	16.458	15.694
10	17:50:58.390	50.972	+0.390	18.572	16.523	15.877

(166) Martin Attila Vingler

1	17:43:20.890	55.911	+5.809	22.010	17.729	16.172
2	17:44:12.251	51.361	+1.259	19.021	16.592	15.748
3	17:45:02.930	50.679	+0.577	18.672	16.404	15.603
4	17:45:53.476	50.546	+0.444	18.498	16.382	15.666
5	17:46:44.096	50.620	+0.518	18.524	16.415	15.681
6	17:47:35.506	51.410	+1.308	18.677	16.945	15.788
7	17:48:25.608	50.102		18.288	16.184	15.630
8	17:49:16.667	51.059	+0.957	18.813	16.551	15.695
9	17:50:07.569	50.902	+0.800	18.746	16.556	15.600
10	17:50:58.482	50.913	+0.811	18.563	16.569	15.781

(167) Matyas Vitver

1	17:43:20.004	54.945	+5.034	21.380	17.384	16.181
2	17:44:10.809	50.805	+0.894	18.610	16.461	15.734
3	17:45:02.346	51.537	+1.626	19.416	16.526	15.595
4	17:45:52.536	50.190	+0.279	18.465	16.225	15.500
5	17:46:43.551	51.015	+1.104	18.559	16.463	15.993
6	17:47:33.529	49.978	+0.067	18.279	16.236	15.463
7	17:48:23.440	49.911		18.222	16.230	15.459
8	17:49:13.549	50.109	+0.198	18.306	16.235	15.568
9	17:50:03.470	49.921	+0.010	18.289	16.195	15.437
10	17:50:53.544	50.074	+0.163	18.306	16.238	15.530

(169) Zalan Takacs

1	17:43:20.716	55.461	+4.289	21.772	17.610	16.079
2	17:44:12.848	52.133	+0.961	19.333	16.908	15.892
3	17:45:04.282	51.434	+0.262	18.847	16.597	15.990
4	17:45:55.573	51.291	+0.119	18.695	16.605	15.991

Lap	Time of Day	Lap Tm	Diff	S1 Tm	S2 Tm	S3 Tm
5	17:46:46.745	51.172		18.687	16.549	15.936
6	17:47:38.317	51.572	+0.400	18.847	16.725	16.000
7	17:48:29.638	51.321	+0.149	18.739	16.456	16.126
8	17:49:21.251	51.613	+0.441	18.837	16.566	16.210
9	17:50:12.754	51.503	+0.331	18.771	16.521	16.211
10	17:51:04.248	51.494	+0.322	18.793	16.702	15.999

(163) Philipp Helmchen

1	17:43:18.713	53.963	+3.109	20.801	17.209	15.953
2	17:44:10.472	51.769	+0.905	18.667	16.915	16.177
3	17:45:23.038	1:12.566	+21.712	39.607	17.023	15.936
4	17:46:14.318	51.280	+0.426	18.692	16.700	15.888
5	17:47:05.418	51.100	+0.246	18.565	16.681	15.854
6	17:47:56.637	51.219	+0.365	18.684	16.693	15.842
7	17:48:47.882	51.245	+0.391	18.677	16.718	15.850
8	17:49:39.070	51.188	+0.334	18.755	16.597	15.836
9	17:50:30.062	50.992	+0.138	18.581	16.620	15.791
10	17:51:20.916	50.854		18.497	16.559	15.798

(175) Kristyna Kalistova

1	17:43:19.451	54.597	+3.467	21.082	17.598	15.917
2	17:44:10.581	51.130		18.622	16.600	15.908



DKM Round 3
DJKM - OK-J
Wackersdorf
Ranking after Heats

Pos. No.	Firstname	Lastname	Nat.		Nat.		Sponsor	Total points			Heat 1	Heat 2
			Dri	Entrant	Ent	Make		QP	PTS	Diff.		
1	155	Moritz	DEU	CRG Holland	NLD	CRG/TM/Vega		1	94		44	50
2	101	Luke	DEU	SIM-ON	DEU	Kosmic/TM/Vega		2	94	0	50	44
3	173	Alex	SVK	Hagemann racing	CZE	Gillard/TM/Vega		7	77	17	36	41
4	168	Nikita	ESP	Dörr Motorsport	DEU	KR/IAME/Vega		4	76	18	38	38
5	185	Oliver	DEU	CV Performance Group	DEU	KR/TM/Vega		5	67	27	41	26
6	195	Lukas	AUT	Lanari Racing Team	DEU	KR/IAME/Vega		3	66	28	32	34
7	165	Martina	CZE	SKYLARKS KARTING TEAM	CZE	Praga /TM/Vega		11	64	30	28	36
8	131	Amin	DEU	SIM-ON	DEU	Kosmic/TM/Vega		6	62	32	30	32
9	172	Tobias	CZE	Hagemann racing	CZE	Expriit/TM/Vega		8	59	35	34	25
10	110	Marc Alexander	DNK	CRG Holland	NLD	CRG/TM/Vega		10	54	40	26	28
11	174	Filip	CZE	Hagemann racing	CZE	Expriit/TM/Vega		15	50	44	27	23
12	124	Benjamin	SWE	Patrick Jalmgard	SWE	Tony Kart/Vortex/Vega		19	50	44	23	27
13	164	Jan	CZE	Ivo Chytil	CZE	Expriit /TM/Vega		13	49	45	25	24
14	120	Constantin	DEU	NEES RACING	DEU	KR/IAME/Vega	ADAC Nordbayern e.V.	21	45	49	15	30
15	167	Matyas	CZE	SVC Group Racing	CZE	OTK/TM/Vega		18	43	51	24	19
16	106	Niko	HUN	Maranello SRP Factory Team	DEU	Maranello/TM /Vega		17	41	53	20	21
17	159	Ebbe	SWE	JP RACING	SWE	Expriit/Vortex/Vega		22	41	53	19	22
18	163	Philip	DEU	ADAC Niedersachsen/ Sachsen-Anhalt e.V.	DEU	Maranello/TM/Vega	ADAC Berlin-Brandenburg e.V.	12	38	56	21	17
19	166	Martin Attila	HUN	Via-Speed Kft	HUN	Croc Promotion/TM/Vega		16	38	56	18	20
20	162	Khalil	LTU	Paske Racing	LTU	Righetti Ridolfi/TM/Vega		9	37	57	22	15
21	169	Zalan	HUN	Via-Speed Kft	HUN	Croc Promotion/TM/Vega		20	35	59	17	18
22	175	Kristyna	CZE	Hagemann racing	CZE	Expriit/TM/Vega		14	32	62	16	16

Announcements: These results are provisional until the conclusion of any judicial and technical matters

Racedirector Horst Seidel:



Timekeeping Monika Riehmers:



Printed: 15.06.2024 19:33

Posted at: h



DKM Round 3 Track: Wackersdorf
 Class: DJKM - OK-J Heat: Superheat
 Date/Time: 16.06.2024 12:30 Laps: 12 laps Edition 1

	18	
35		36
	17	
33		34
	16	
31		32
	15	
29		30
	14	
27		28
	13	
25		26
	12	
23		24
Zalan Takacs 169 Promotion/TM/Vega	11	Kristyna Kalistova 175 Exprit/TM/Vega
21		22
Martin Attila Vingler 166 Promotion/TM/Vega	10	Khalil Sodah 162 Righetti Ridolfi/TM/Vega
19		20
Ebbe Raasum 159 Exprit/Vortex/Vega	9	Philip Helmchen 163 Maranello/TM/Vega
17		18
Matyas Vitver 167 OTK/TM/Vega	8	Niko Bognar 106 Maranello/TM/Vega
15		16
Jan Chytil 164 Exprit /TM/Vega	7	Constantin Papst 120 KR/IAME/Vega
13		14
Filip Planeta 174 Exprit/TM/Vega	6	Benjamin Jalmgard 124 Kart/Vortex/Vega
11		12
Tobias Szecsenyi 172 Exprit/TM/Vega	5	Marc Alexander Reistrup 110 CRG/TM/Vega
9		10
Martina Rumlenova 165 Praga /TM/Vega	4	Amin Kara Osman 131 Kosmic/TM/Vega
7		8
Oliver Städtler 185 KR/TM/Vega	3	Lukas Übleis 195 KR/IAME/Vega
5		6
Alex Molota 173 Gillard/TM/Vega	2	Nikita Nikishov 168 KR/IAME/Vega
3		4
Moritz Groneck 155 CRG/TM/Vega	1	Luke Kornder 101 Kosmic/TM/Vega
1		2

Pole Position

Row

printed 15.06.2024 19:33

DJKM - OK-J

Warm Up Super Heat

Track length: 1.190 Km

Session Started: 9:16:57

Best Lap by: 155 - Moritz Groneck - 49.567

Rank	#	Driver	Nat	Sponsor Entrant	Nat	License E-License	Make	laps	Best Lap	Diff	In Lap	Penalty
1	155	Moritz Groneck	DEU	CRG Holland	NLD	ITG39313 IBL15521007	CRG/TM/Vega	7	49.567		7	
2	101	Luke Kornder	DEU	SIM-ON	DEU	ITG12977 KBF39246	Kosmic/TM/Vega	6	49.574	0.007	6	
3	172	Tobias Szcscsenyi	CZE	Hagemann racing	CZE	ITG24AS0191 IBL24AT00371	Exprit/TM/Vega	6	49.590	0.023	6	
4	185	Oliver Städtler	DEU	CV Performance Group	DEU	ITG34878 BIF38321	KR/TM/Vega	6	49.636	0.069	4	
5	120	Constantin Papst	DEU	ADAC Nordbayern e.V. NEES RACING	DEU	ITG38729 BIC17863	KRI/AME/Vega	6	49.687	0.120	6	
6	173	Alex Molota	SVK	Hagemann racing	CZE	ITG4135 IBL24AT00371	Gillard/TM/Vega	7	49.702	0.135	7	
7	131	Amin Kara Osman	DEU	SIM-ON	DEU	ITG36877 KBF39246	Kosmic/TM/Vega	6	49.816	0.249	6	
8	110	Marc Alexander Reistrup	DNK	CRG Holland	NLD	ITG93629 IBL15521008	CRG/TM/Vega	6	49.913	0.346	5	
9	167	Matyas Vitver	CZE	SVC Group Racing	CZE	ITG24AS0022 IBL24AT01031	OTK/TM/Vega	6	49.932	0.365	6	
10	174	Filip Planeta	CZE	Hagemann racing	CZE	ITG24AS0337 IBL24AT00371	Exprit/TM/Vega	6	50.082	0.515	5	
11	195	Lukas Übleis	AUT	Lanari Racing Team	DEU	ITGJK2021 KBF17166	KRI/AME/Vega	7	50.102	0.535	7	
12	124	Benjamin Jalmgard	SWE	Patrick Jalmgard	SWE	ITG126012 IBL126011	Tony Kart/Vortex/Vega	6	50.182	0.615	6	
13	166	Martin Attila Vingler	HUN	Via-Speed Kft	HUN	ITG6400 IBL542	Croc Promotion/TM/Vega	6	50.197	0.630	6	
14	164	Jan Chytil	CZE	Ivo Chytil	CZE	ITG24AS0377 IBL24AT00801	Exprit /TM/Vega	6	50.257	0.690	5	
15	175	Kristyna Kalistova	CZE	Hagemann racing	CZE	ITG24AS1176 IBL24AT00371	Exprit/TM/Vega	6	50.283	0.716	4	
16	162	Khalil Sodah	LTU	Paske Racing	LTU	ITG2024-ITG/007 IBL2024-KL/05	Righetti Ridolfi/TM/Vega	7	50.467	0.900	3	
17	163	Philip Helmchen	DEU	ADAC Berlin-Brandenburg e.V. ADAC Niedersachsen/ Sachsen-Anhalt e.V.	DEU	ITG44008 BIC38443	Maranello/TM/Vega	7	50.627	1.060	5	
18	159	Ebbe Raasum	SWE	JP RACING	SWE	ITG119522 IBL105	Exprit/Vortex/Vega	4	50.955	1.388	3	
19	106	Niko Bognar	HUN	Maranello SRP Factory Team	DEU	ITG7685 KBF38275	Maranello/TM /Vega	6	51.035	1.468	5	
20	168	Nikita Nikishov	ESP	Dörr Motorsport	DEU	ITG176 BIF38420	KRI/AME/Vega	3	51.102	1.535	2	
21	169	Zalan Takacs	HUN	Via-Speed Kft	HUN	ITG7708 IBL542	Croc Promotion/TM/Vega	6	51.298	1.731	3	
22	165	Martina Rumlenova	CZE	SKYLARKS KARTING TEAM	CZE	ITG24AS0236 IBL2400701	Praga /TM/Vega	0			0	

Timekeeper
M.Riehmers

Race Director
H.Seidel

Page 1/1

These results are provisional until the conclusion of any judicial and technical matters!

Printed: 16.06.2024 / 09:24



INT. ADAC Kartrennen Wackersdorf

DJKM - OK-J

Pro Kart Raceland Wackersdorf 1,190 Km

Warm Up Super Heat

16.06.2024 09:17

Practice (6:00 Time) started at 9:16:57

Lap	Time of Day	Lap Tm	Diff	S1 Tm	S2 Tm	S3 Tm
(155) Moritz Groneck						
1	9:18:43.289	50.356	+0.789	18.486	16.301	15.569
2	9:19:33.715	50.426	+0.859	18.459	16.426	15.541
3	9:20:23.621	49.906	+0.339	18.192	16.231	15.483
4	9:21:13.452	49.831	+0.264	18.221	16.139	15.471
5	9:22:03.088	49.636	+0.069	18.065	16.093	15.478
6	9:22:52.773	49.685	+0.118	18.134	16.056	15.495
7	9:23:42.340	49.567		18.104	16.074	15.389

Lap	Time of Day	Lap Tm	Diff	S1 Tm	S2 Tm	S3 Tm
(101) Luke Kornder						
1	9:19:19.315	50.593	+1.019	18.703	16.277	15.613
2	9:20:09.249	49.934	+0.360	18.264	16.153	15.517
3	9:20:59.098	49.849	+0.275	18.276	16.107	15.466
4	9:21:48.877	49.779	+0.205	18.180	16.088	15.511
5	9:22:38.548	49.671	+0.097	18.184	16.090	15.397
6	9:23:28.122	49.574		18.161	16.003	15.410

Lap	Time of Day	Lap Tm	Diff	S1 Tm	S2 Tm	S3 Tm
(172) Tobiasz Szczesny						
1	9:18:58.463	50.333	+0.743	18.486	16.331	15.516
2	9:19:48.383	49.920	+0.330	18.335	16.161	15.424
3	9:20:38.207	49.824	+0.234	18.220	16.212	15.392
4	9:21:28.087	49.880	+0.290	18.181	16.144	15.555
5	9:22:17.811	49.724	+0.134	18.331	16.109	15.284
6	9:23:07.401	49.590		18.120	16.067	15.403

Lap	Time of Day	Lap Tm	Diff	S1 Tm	S2 Tm	S3 Tm
(185) Oliver Städtler						
1	9:19:04.265	50.134	+0.498	18.392	16.206	15.536
2	9:19:54.009	49.744	+0.108	18.150	16.116	15.478
3	9:20:43.759	49.760	+0.114	18.215	16.071	15.464
4	9:21:33.395	49.636		18.102	16.083	15.451
5	9:22:23.099	49.704	+0.068	18.142	16.110	15.452
6	9:23:12.926	49.827	+0.191	18.201	16.098	15.528

Lap	Time of Day	Lap Tm	Diff	S1 Tm	S2 Tm	S3 Tm
(120) Constantin Papst						
1	9:19:11.928	50.563	+0.876	18.635	16.402	15.526
2	9:20:02.345	50.417	+0.730	18.419	16.489	15.509
3	9:20:52.406	50.061	+0.374	18.287	16.293	15.481
4	9:21:42.370	49.964	+0.277	18.229	16.283	15.452
5	9:22:32.192	49.822	+0.135	18.280	16.163	15.379
6	9:23:21.879	49.687		18.220	16.137	15.330

Lap	Time of Day	Lap Tm	Diff	S1 Tm	S2 Tm	S3 Tm
(173) Alex Molota						
1	9:18:45.777	50.290	+0.588	18.473	16.277	15.540
2	9:19:35.706	49.929	+0.227	18.278	16.211	15.440
3	9:20:25.462	49.756	+0.054	18.283	16.099	15.374
4	9:21:15.422	49.960	+0.258	18.218	16.267	15.475
5	9:22:05.126	49.704	+0.002	18.172	16.160	15.372
6	9:22:54.915	49.789	+0.087	18.229	16.152	15.408
7	9:23:44.617	49.702		18.153	16.123	15.426

Lap	Time of Day	Lap Tm	Diff	S1 Tm	S2 Tm	S3 Tm
(131) Amin Kara Osman						
1	9:19:08.676	50.593	+0.777	18.533	16.419	15.641
2	9:19:59.594	50.918	+1.102	18.574	16.542	15.802
3	9:20:49.826	50.292	+0.416	18.314	16.283	15.635
4	9:21:39.749	49.923	+0.107	18.187	16.210	15.526
5	9:22:29.663	49.914	+0.098	18.235	16.163	15.516
6	9:23:19.479	49.816		18.240	16.192	15.384

Lap	Time of Day	Lap Tm	Diff	S1 Tm	S2 Tm	S3 Tm
(110) Marc Alexander Reistrup						
1	9:19:19.967	51.866	+1.952	19.510	16.624	15.731
2	9:20:10.391	50.424	+0.511	18.460	16.388	15.576
3	9:21:00.423	50.032	+0.119	18.307	16.223	15.502
4	9:21:50.459	50.036	+0.123	18.285	16.260	15.491
5	9:22:40.372	49.913		18.226	16.199	15.488
6	9:23:30.395	50.023	+0.110	18.196	16.307	15.520

Lap	Time of Day	Lap Tm	Diff	S1 Tm	S2 Tm	S3 Tm
(167) Matyas Vitver						
1	9:19:13.392	51.405	+1.473	19.431	16.372	15.602
2	9:20:03.581	50.189	+0.267	18.401	16.227	15.561
3	9:20:53.684	50.103	+0.171	18.341	16.284	15.478
4	9:21:43.649	49.965	+0.033	18.284	16.223	15.458
5	9:22:34.061	50.412	+0.480	18.488	16.395	15.529
6	9:23:23.993	49.932		18.355	16.176	15.401

Lap	Time of Day	Lap Tm	Diff	S1 Tm	S2 Tm	S3 Tm
(174) Filip Planeta						
1	9:18:55.835	51.158	+1.076	18.708	16.768	15.682
2	9:19:46.195	50.360	+0.278	18.378	16.315	15.667
3	9:20:36.987	50.792	+0.710	18.426	16.388	15.978
4	9:21:27.145	50.158	+0.076	18.347	16.239	15.572
5	9:22:17.227	50.082		18.284	16.257	15.541
6	9:23:07.329	50.102	+0.020	18.269	16.337	15.496

Lap	Time of Day	Lap Tm	Diff	S1 Tm	S2 Tm	S3 Tm
(195) Lukas Übleis						
1	9:18:40.714	50.885	+0.783	18.721	16.554	15.610
2	9:19:31.095	50.381	+0.279	18.487	16.395	15.499
3	9:20:21.324	50.229	+0.127	18.357	16.323	15.549
4	9:21:11.526	50.202	+0.100	18.383	16.284	15.535
5	9:22:01.695	50.169	+0.067	18.356	16.281	15.532
6	9:22:51.910	50.215	+0.113	18.413	16.322	15.480
7	9:23:42.012	50.102		18.357	16.265	15.480

Lap	Time of Day	Lap Tm	Diff	S1 Tm	S2 Tm	S3 Tm
(124) Benjamin Jalmgard						
1	9:18:54.388	51.784	+1.602	18.675	16.621	16.488
2	9:19:45.230	50.842	+0.660	18.562	16.540	15.740
3	9:20:35.594	50.364	+0.182	18.408	16.358	15.598
4	9:21:25.843	50.249	+0.067	18.321	16.320	15.608
5	9:22:16.175	50.332	+0.150	18.338	16.336	15.658
6	9:23:06.357	50.182		18.290	16.324	15.568

Lap	Time of Day	Lap Tm	Diff	S1 Tm	S2 Tm	S3 Tm
(166) Martin Attila Vingler						
1	9:19:05.920	50.765	+0.568	18.616	16.469	15.680
2	9:19:56.272	50.362	+0.155	18.383	16.364	15.605
3	9:20:46.557	50.285	+0.088	18.345	16.335	15.605
4	9:21:36.949	50.392	+0.195	18.491	16.337	15.564
5	9:22:27.167	50.218	+0.021	18.292	16.385	15.541
6	9:23:17.364	50.197		18.307	16.258	15.632

Lap	Time of Day	Lap Tm	Diff	S1 Tm	S2 Tm	S3 Tm
(164) Jan Chytil						
1	9:18:50.819	50.757	+0.500	18.601	16.491	15.665
2	9:19:41.265	50.446	+0.189	18.494	16.372	15.580
3	9:20:31.553	50.288	+0.031	18.449	16.250	15.589
4	9:21:21.943	50.390	+0.133	18.457	16.290	15.643
5	9:22:12.200	50.257		18.400	16.321	15.536
6	9:23:02.505	50.305	+0.048	18.462	16.273	15.570

Lap	Time of Day	Lap Tm	Diff	S1 Tm	S2 Tm	S3 Tm
(175) Kristyna Kalistova						
1	9:18:52.084	51.499	+1.216	18.828	16.910	15.761
2	9:19:42.623	50.539	+0.256	18.437	16.515	15.587
3	9:20:33.167	50.544	+0.261	18.389	16.490	15.665
4	9:21:23.450	50.283		18.239	16.412	15.632
5	9:22:13.775	50.325	+0.042	18.411	16.395	15.519
6	9:23:04.125	50.350	+0.067	18.512	16.346	15.492

Lap	Time of Day	Lap Tm	Diff	S1 Tm	S2 Tm	S3 Tm
(162) Khalil Sodah						
1	9:18:42.349	50.910	+0.443	18.740	16.519	15.651
2	9:19:32.907	50.558	+0.091	18.461	16.425	15.672
3	9:20:23.374	50.467		18.415	16.399	15.653
4	9:21:14.510	51.136	+0.669	18.733	16.627	15.776
5	9:22:05.091	50.581	+0.114	18.434	16.444	15.703
6	9:22:55.559	50.468	+0.001	18.528	16.336	15.604
7	9:23:46.141	50.582	+0.115	18.415	16.486	15.681

Lap	Time of Day	Lap Tm	Diff	S1 Tm	S2 Tm	S3 Tm
(163) Philip Helmchen						
1	9:18:42.920	51.326	+0.699	18.824	16.724	15.778
2	9:19:34.315	51.395	+0.768	18.697	17.003	15.695
3	9:20:24.970	50.655	+0.028	18.515	16.509	15.631
4	9:21:15.819	50.849	+0.222	18.465	16.609	15.775
5	9:22:06.446	50.627		18.476	16.482	15.669
6	9:22:57.234	50.788	+0.161	18.617	16.541	15.630
7	9:23:48.726	51.492	+0.865	18.461	16.500	16.531

Lap	Time of Day	Lap Tm	Diff	S1 Tm	S2 Tm	S3 Tm</
-----	-------------	--------	------	-------	-------	---------

INT. ADAC Kartrennen Wackersdorf

DJKM - OK-J

Pro Kart Raceland Wackersdorf 1,190 Km

Warm Up Super Heat

16.06.2024 09:17

Practice (6:00 Time) started at 9:16:57

Lap	Time of Day	Lap Tm	Diff	S1 Tm	S2 Tm	S3 Tm
[106] Niko Bognar						
1	9:18:54.784	51.293	+0.258	18.887	16.607	15.799
2	9:19:46.064	51.280	+0.245	18.734	16.623	15.923
3	9:20:37.352	51.288	+0.253	18.960	16.512	15.816
4	9:21:28.427	51.075	+0.040	18.525	16.752	15.798
5	9:22:19.462	51.035		18.940	16.375	15.720
6	9:23:10.659	51.197	+0.162	18.880	16.609	15.708
[168] Nikita Nikishov						
1	9:19:00.420	51.560	+0.458	19.007	16.558	15.995
2	9:19:51.522	51.102		18.854	16.339	15.909
3	9:20:43.328	51.806	+0.704	18.900	16.392	16.514
[169] Zalan Takacs						
1	9:19:08.227	51.683	+0.385	18.959	16.764	15.960
2	9:19:59.985	51.758	+0.460	18.848	16.735	16.175
3	9:20:51.283	51.293		18.745	16.650	15.903
4	9:21:43.067	51.784	+0.486	18.954	16.872	15.958
5	9:22:34.576	51.509	+0.211	18.877	16.772	15.860
6	9:23:25.999	51.423	+0.125	18.899	16.581	15.943



DJKM - OK-J

Super Heat

Track length: 1.190 Km

Race Started: 12:37:13

Best Lap by: 155 - Moritz Groneck - 49.671

Rank	#	Driver	Nat	Sponsor Entrant	Nat	License E-License	Make	laps	T. Time Diff	Best Lap	Penalty	Points
1	0	Moritz Groneck	DEU	CRG Holland	NLD	ITG39313 IBL15521007	CRG/TM/Vega	12	10:00.345	49.671		75
2	12	Constantin Papst	DEU	ADAC Nordbayern e.V. NEES RACING	DEU	ITG38729 BIC17863	KR/IAME/Vega	12	10:08.163 7.818	49.836		69
3	-1	Luke Kornder	DEU	SIM-ON	DEU	ITG12977 KBF39246	Kosmic/TM/Vega	12	10:09.687 9.342	49.885		63
4	9	Jan Chytil	CZE	Ivo Chytil	CZE	ITG24AS0377 IBL24AT00801	Exprit /TM/Vega	12	10:09.753 9.408	49.995		57
5	5	Marc Alexander Reistrup	DNK	CRG Holland	NLD	ITG93629 IBL15521008	CRG/TM/Vega	12	10:09.754 9.409	49.710		51
6	-1	Oliver Städtler	DEU	CV Performance Group	DEU	ITG34878 BIF38321	KR/TM/Vega	12	10:09.865 9.520	49.810		48
7	-1	Lukas Übleis	AUT	Lanari Racing Team	DEU	ITGJK2021 KBF17166	KR/IAME/Vega	12	10:09.890 9.545	50.122		45
8	1	Tobias Szecsenyi	CZE	Hagemann racing	CZE	ITG24AS0191 IBL24AT00371	Exprit/TM/Vega	12	10:10.612 10.267	49.671		42
9	-1	Amin Kara Osman	DEU	SIM-ON	DEU	ITG36877 KBF39246	Kosmic/TM/Vega	12	10:13.673 13.328	49.854		39
10	8	Philip Helmchen	DEU	ADAC Berlin-Brandenburg e.V. ADAC Niedersachsen/ Sachsen-Anhalt e.V.	DEU	ITG44008 BIC38443	Maranello/TM/Vega	12	10:14.210 13.865	50.223		36
11	9	Khalil Sodah	LTU	Paske Racing	LTU	ITG2024-ITG/007 IBL2024-KL/05	Righetti Ridolfi/TM/Vega	12	10:22.810 22.465	50.851		34
12	7	Martin Attila Vingler	HUN	Via-Speed Kft	HUN	ITG6400 IBL542	Croc Promotion/TM/Vega	12	10:24.621 24.276	50.352	+ 5 sec	32
13	3	Niko Bogнар	HUN	Maranello SRP Factory Team	DEU	ITG7685 KBF38275	Maranello/TM /Vega	12	10:25.093 24.748	50.597	+ 5 sec	30
14	3	Ebbe Raasum	SWE	JP RACING	SWE	ITG119522 IBL105	Exprit/Vortex/Vega	12	10:25.368 25.023	50.466	+ 5 sec	28
15	-4	Filip Planeta	CZE	Hagemann racing	CZE	ITG24AS0337 IBL24AT00371	Exprit/TM/Vega	12	10:26.069 25.724	50.167		26
16	5	Zalan Takacs	HUN	Via-Speed Kft	HUN	ITG7708 IBL542	Croc Promotion/TM/Vega	12	10:29.527 29.182	50.936	+ 5 sec	24
17	-13	Nikita Nikishov	ESP	Dörr Motorsport	DEU	ITG176 BIF38420	KR/IAME/Vega	10	8:26.956 2 Laps	50.045		22
18	-15	Alex Molota	SVK	Hagemann racing	CZE	ITG4135 IBL24AT00371	Gillard/TM/Vega	10	8:27.176 2 Laps	49.833		20
19	-4	Matyas Vitver	CZE	SVC Group Racing	CZE	ITG24AS0022 IBL24AT01031	OTK/TM/Vega	7	7:02.560 5 Laps	50.886		18
20	2	Kristyna Kalistova	CZE	Hagemann racing	CZE	ITG24AS1176 IBL24AT00371	Exprit/TM/Vega	6	5:12.503 6 Laps	50.351		17
21	-9	Benjamin Jalmgard	SWE	Patrick Jalmgard	SWE	ITG126012 IBL126011	Tony Kart/Vortex/Vega	0	0.871 12 Laps			16

Not classified

DNS	165	Martina Rumlenova	CZE	SKYLARKS KARTING TEAM	CZE	ITG24AS0236 IBL2400701	Praga /TM/Vega	0	DNS			14
-----	-----	-------------------	-----	-----------------------	-----	---------------------------	----------------	---	-----	--	--	----

Announcements

106 + 5 sec causing a contact

166 + 5 sec push

159,169 + 5 sec front fairing


Timekeeper
M.Riehmers

Race Director
H.Seidel

Page 1/1

These results are provisional until the conclusion of any judicial and technical matters!

Printed: 16.06.2024 / 13:21



INT. ADAC Kartrennen Wackersdorf

Pro Kart Raceland Wackersdorf 1,190 Km

DJKM - OK-J

Super Heat

16.06.2024 12:30

Race (12 Laps) started at 12:37:13

Lap	Time of Day	Lap Tm	Diff	S1 Tm	S2 Tm	S3 Tm
(155) Moritz Groneck						
1	12:38:05.305	51.443	+1.772	19.134	16.575	15.734
2	12:38:55.681	50.376	+0.705	18.410	16.322	15.644
3	12:39:45.808	50.127	+0.456	18.314	16.244	15.569
4	12:40:35.783	49.975	+0.304	18.157	16.197	15.621
5	12:41:25.673	49.890	+0.219	18.166	16.162	15.562
6	12:42:15.413	49.740	+0.069	18.153	16.084	15.503
7	12:43:05.170	49.757	+0.086	18.084	16.112	15.561
8	12:43:54.844	49.674	+0.003	18.060	16.104	15.510
9	12:44:44.526	49.682	+0.011	18.051	16.146	15.485
10	12:45:34.350	49.824	+0.153	18.130	16.172	15.522
11	12:46:24.021	49.671		18.033	16.152	15.486
12	12:47:14.207	50.186	+0.515	18.119	16.290	15.777

Lap	Time of Day	Lap Tm	Diff	S1 Tm	S2 Tm	S3 Tm
(120) Constantin Papst						
1	12:38:08.841	54.041	+4.205	21.635	16.717	15.689
2	12:38:59.404	50.563	+0.727	18.731	16.352	15.480
3	12:39:49.780	50.376	+0.540	18.473	16.365	15.538
4	12:40:40.406	50.626	+0.790	18.668	16.511	15.447
5	12:41:30.610	50.204	+0.368	18.355	16.383	15.466
6	12:42:20.508	49.898	+0.062	18.302	16.249	15.347
7	12:43:10.389	49.881	+0.045	18.238	16.236	15.407
8	12:44:00.482	50.093	+0.257	18.278	16.317	15.498
9	12:44:51.363	50.881	+1.045	19.113	16.318	15.450
10	12:45:41.199	49.836		18.291	16.159	15.386
11	12:46:32.071	50.872	+1.036	18.525	16.589	15.758
12	12:47:22.025	49.954	+0.118	18.247	16.237	15.470

Lap	Time of Day	Lap Tm	Diff	S1 Tm	S2 Tm	S3 Tm
(101) Luke Kornder						
1	12:38:06.140	52.275	+2.390	19.540	16.821	15.914
2	12:38:57.469	51.329	+1.444	18.464	16.521	16.344
3	12:39:48.993	51.524	+1.639	19.191	16.574	15.759
4	12:40:40.226	51.233	+1.348	19.151	16.448	15.634
5	12:41:30.244	50.018	+0.133	18.260	16.247	15.511
6	12:42:20.270	50.026	+0.141	18.274	16.231	15.521
7	12:43:10.155	49.885		18.167	16.187	15.531
8	12:44:00.385	50.230	+0.345	18.247	16.338	15.645
9	12:44:51.706	51.321	+1.436	19.512	16.264	15.545
10	12:45:41.616	49.910	+0.025	18.278	16.161	15.471
11	12:46:32.562	50.946	+1.061	18.322	16.778	15.846
12	12:47:23.549	50.987	+1.102	18.290	16.419	16.278

Lap	Time of Day	Lap Tm	Diff	S1 Tm	S2 Tm	S3 Tm
(164) Jan Chytil						
1	12:38:08.595	54.249	+4.254	21.378	16.624	16.247
2	12:38:59.092	50.497	+0.502	18.540	16.436	15.521
3	12:39:49.943	50.851	+0.856	18.596	16.398	15.857
4	12:40:40.779	50.836	+0.841	18.985	16.347	15.504
5	12:41:31.663	50.884	+0.889	18.408	16.459	16.017
6	12:42:21.658	49.995		18.267	16.302	15.426
7	12:43:11.820	50.162	+0.167	18.354	16.368	15.440
8	12:44:02.033	50.213	+0.218	18.427	16.319	15.467
9	12:44:52.217	50.184	+0.189	18.360	16.344	15.480
10	12:45:42.212	49.995		18.317	16.205	15.473
11	12:46:32.717	50.505	+0.510	18.253	16.481	15.771
12	12:47:23.616	50.899	+0.904	18.493	16.349	16.057

Lap	Time of Day	Lap Tm	Diff	S1 Tm	S2 Tm	S3 Tm
(110) Marc Alexander Reistrup						
1	12:38:09.791	55.084	+5.374	22.032	17.152	15.900
2	12:39:00.288	50.497	+0.787	18.564	16.397	15.536
3	12:39:50.513	50.225	+0.515	18.452	16.302	15.471
4	12:40:41.037	50.524	+0.814	18.644	16.352	15.528
5	12:41:31.414	50.377	+0.667	18.315	16.435	15.627
6	12:42:21.402	49.988	+0.278	18.231	16.226	15.531
7	12:43:11.112	49.710		18.148	16.141	15.421
8	12:44:00.914	49.802	+0.092	18.187	16.163	15.452
9	12:44:51.770	50.856	+1.146	19.112	16.314	15.430
10	12:45:41.711	49.941	+0.231	18.389	16.160	15.392
11	12:46:32.643	50.932	+1.222	18.438	16.701	15.793
12	12:47:23.615	50.972	+1.262	18.370	16.385	16.217

Lap	Time of Day	Lap Tm	Diff	S1 Tm	S2 Tm	S3 Tm
(185) Oliver Städtler						
1	12:38:06.263	52.272	+2.462	19.923	16.613	15.736
2	12:38:57.393	51.180	+1.320	19.048	16.359	15.723

Lap	Time of Day	Lap Tm	Diff	S1 Tm	S2 Tm	S3 Tm
3	12:39:48.694	51.301	+1.491	19.094	16.361	15.846
4	12:40:43.149	54.455	+4.645	20.193	18.490	15.772
5	12:41:33.485	50.336	+0.526	18.380	16.368	15.588
6	12:42:23.578	50.093	+0.283	18.311	16.279	15.503
7	12:43:13.409	49.831	+0.021	18.234	16.136	15.461
8	12:44:03.219	49.810		18.182	16.152	15.476
9	12:44:53.060	49.841	+0.031	18.233	16.145	15.463
10	12:45:42.965	49.905	+0.095	18.267	16.171	15.467
11	12:46:32.963	49.998	+0.188	18.231	16.189	15.578
12	12:47:23.727	50.764	+0.954	18.507	16.290	15.967

Lap	Time of Day	Lap Tm	Diff	S1 Tm	S2 Tm	S3 Tm
(195) Lukas Übleis						
1	12:38:06.797	52.693	+2.571	20.354	16.705	15.634
2	12:38:57.550	50.753	+0.631	18.734	16.462	15.557
3	12:39:49.063	51.513	+1.391	19.272	16.535	15.706
4	12:40:40.310	51.247	+1.125	19.177	16.555	15.515
5	12:41:30.934	50.624	+0.502	18.745	16.422	15.457
6	12:42:21.482	50.548	+0.426	18.391	16.479	15.678
7	12:43:11.643	50.161	+0.039	18.336	16.370	15.455
8	12:44:01.765	50.122		18.412	16.242	15.468
9	12:44:52.052	50.287	+0.165	18.448	16.368	15.471
10	12:45:42.374	50.322	+0.200	18.663	16.259	15.400
11	12:46:32.789	50.415	+0.293	18.342	16.361	15.712
12	12:47:23.752	50.963	+0.841	18.817	16.338	15.808

Lap	Time of Day	Lap Tm	Diff	S1 Tm	S2 Tm	S3 Tm
(172) Tobiasz Szczecny						
1	12:38:06.466	52.315	+2.644	20.053	16.613	15.649
2	12:38:57.323	50.857	+1.186	18.673	16.415	15.769
3	12:39:48.574	51.251	+1.580	18.647	16.435	16.169
4	12:40:44.460	55.886	+6.215	20.700	19.381	15.805
5	12:41:34.943	50.483	+0.812	18.381	16.359	15.743
6	12:42:24.893	49.950	+0.279	18.259	16.221	15.470
7	12:43:15.366	50.473	+0.802	18.134	16.228	16.111
8	12:44:05.593	50.227	+0.556	18.565	16.171	15.491
9	12:44:55.308	49.715	+0.044	18.164	16.091	15.460
10	12:45:45.037	49.729	+0.058	18.144	16.111	15.474
11	12:46:34.708	49.671		18.158	16.102	15.411
12	12:47:24.474	49.766	+0.095	18.214	16.142	15.410

Lap	Time of Day	Lap Tm	Diff	S1 Tm	S2 Tm	S3 Tm
(131) Amin Kara Osman						
1	12:38:11.981	57.542	+7.688	24.237	17.348	15.957
2	12:39:03.866	51.885	+2.031	18.674	17.221	15.990
3	12:39:54.664	50.798	+0.944	18.453	16.603	15.742
4	12:40:45.047	50.383	+0.529	18.359	16.350	15.674
5	12:41:35.316	50.269	+0.415	18.393	16.259	15.617
6	12:42:25.281	49.965	+0.111	18.337	16.139	15.489
7	12:43:15.302	50.021	+0.167	18.181	16.094	15.746
8	12:44:07.786	52.484	+2.630	18.984	16.380	17.120
9	12:44:57.695	49.909	+0.055	18.173	16.224	15.512
10	12:45:47.549	49.854		18.153	16.172	15.529
11	12:46:37.426	49.877	+0.023	18.213	16.186	15.478
12	12:47:27.535	50.109	+0.255	18.357	16.154	15.598

Lap	Time of Day	Lap Tm	Diff	S1 Tm	S2 Tm	S3 Tm
(163) Philip Helmchen						
1	12:38:10.296	55.328	+5.105	22.205	17.308	15.815
2	12:39:01.594	51.298	+1.075	18.966	16.600	15.732
3	12:39:52.286	50.692	+0.469	18.539	16.545	15.608
4	12:40:43.299	51.013	+0.790	18.626	16.737	15.650
5	12:41:33.820	50.521	+0.298	18.447	16.449	15.625
6	12:42:24.043	50.223		18.331	16.338	15.554
7	12:43:15.538	51.495	+1.272	18.405	16.639	16.451
8	12:44:06.320	50.782	+0.559	18.575	16.377	15.830
9	12:44:56.633	50.313	+0.090	18.346	16.346	15.622
10	12:45:47.080	50.447	+0.224	18.356	16.456	15.635

INT. ADAC Kartrennen Wackersdorf

DJKM - OK-J

Pro Kart Raceland Wackersdorf 1,190 Km

Super Heat

16.06.2024 12:30

Race (12 Laps) started at 12:37:13

Lap	Time of Day	Lap Tm	Diff	S1 Tm	S2 Tm	S3 Tm	Lap	Time of Day	Lap Tm	Diff	S1 Tm	S2 Tm	S3 Tm
7	12:43:21.802	53.690	+2.839	20.730	16.973	15.987	11	12:46:47.041	50.936		18.638	16.396	15.902
8	12:44:12.904	51.102	+0.251	18.642	16.594	15.866	12	12:47:38.389	51.348	+0.412	18.805	16.573	15.970
9	12:45:03.878	50.974	+0.123	18.536	16.588	15.850	(168) Nikita Nikishov						
10	12:45:54.850	50.972	+0.121	18.457	16.653	15.862	1	12:38:05.950	52.008	+1.963	19.638	16.548	15.822
11	12:46:45.701	50.851		18.471	16.565	15.815	2	12:38:57.008	51.058	+1.013	18.424	16.499	16.135
12	12:47:36.672	50.971	+0.120	18.489	16.555	15.927	3	12:39:48.368	51.360	+1.315	18.869	16.641	15.850
(166) Martin Attila Vingler							4	12:40:38.805	50.437	+0.392	18.381	16.359	15.697
1	12:38:10.970	55.807	+5.455	22.296	17.675	15.836	5	12:41:29.131	50.326	+0.281	18.317	16.401	15.608
2	12:39:02.652	51.682	+1.330	18.849	17.069	15.764	6	12:42:19.355	50.224	+0.179	18.312	16.316	15.596
3	12:39:53.181	50.529	+0.177	18.510	16.371	15.648	7	12:43:09.400	50.045		18.232	16.227	15.586
4	12:40:44.771	51.590	+1.238	18.533	17.318	15.739	8	12:44:00.202	50.802	+0.757	18.360	16.596	15.846
5	12:41:37.339	52.568	+2.216	20.384	16.518	15.666	9	12:44:50.651	50.449	+0.404	18.580	16.273	15.596
6	12:42:28.304	50.965	+0.613	18.225	16.517	15.723	10	12:45:40.818	50.167	+0.122	18.303	16.288	15.576
7	12:43:19.922	51.618	+1.266	18.700	16.526	16.392	(173) Alex Molota						
8	12:44:11.349	51.427	+1.075	18.961	16.666	15.800	1	12:38:05.670	51.746	+1.913	19.294	16.706	15.746
9	12:45:01.910	50.561	+0.209	18.502	16.400	15.659	2	12:38:57.011	51.341	+1.508	18.537	16.839	15.965
10	12:45:52.516	50.606	+0.254	18.433	16.538	15.635	3	12:39:48.605	51.594	+1.761	18.752	16.499	16.343
11	12:46:43.131	50.615	+0.263	18.374	16.298	15.943	4	12:40:39.579	50.974	+1.141	18.966	16.343	15.665
12	12:47:33.483	50.352		18.389	16.355	15.608	5	12:41:29.752	50.173	+0.340	18.335	16.260	15.578
(106) Niko Bognar							6	12:42:19.733	49.981	+0.148	18.274	16.219	15.488
1	12:38:10.153	55.253	+4.656	22.043	17.128	16.082	7	12:43:09.667	49.934	+0.101	18.172	16.232	15.530
2	12:39:01.350	51.197	+0.600	18.961	16.572	15.664	8	12:44:00.278	50.611	+0.778	18.221	16.469	15.921
3	12:39:52.119	50.769	+0.172	18.550	16.458	15.761	9	12:44:51.205	50.927	+1.094	19.178	16.221	15.528
4	12:40:43.991	51.872	+1.275	18.928	17.095	15.849	10	12:45:41.038	49.833		18.180	16.171	15.482
5	12:41:35.204	51.213	+0.616	18.503	16.562	16.148	(167) Matyas Vitver						
6	12:42:26.497	51.293	+0.696	18.738	16.456	16.099	1	12:38:08.494	53.902	+3.016	20.943	16.906	16.053
7	12:43:19.764	53.267	+2.670	20.155	16.635	16.477	2	12:39:00.021	51.527	+0.641	19.410	16.506	15.611
8	12:44:10.682	50.918	+0.321	18.647	16.427	15.844	3	12:39:51.126	51.105	+0.219	18.888	16.555	15.662
9	12:45:01.279	50.597		18.468	16.438	15.691	4	12:40:42.012	50.885		18.596	16.620	15.670
10	12:45:52.047	50.768	+0.171	18.428	16.474	15.866	5	12:41:33.421	51.409	+0.523	18.843	16.504	16.062
11	12:46:43.182	51.135	+0.538	18.612	16.390	16.133	6	12:43:24.396	1:50.975	+1:00.089	1:19.060	16.367	15.548
12	12:47:33.955	50.773	+0.176	18.597	16.426	15.750	7	12:44:16.422	52.026	+1.140	19.201	16.462	16.363
(159) Ebbe Raasum							(175) Kristyna Kalistova						
1	12:38:10.070	55.192	+4.726	21.513	17.547	16.132	1	12:38:11.152	55.762	+5.411	22.375	17.544	15.843
2	12:39:03.442	53.372	+2.906	19.632	17.723	16.017	2	12:39:03.024	51.872	+1.521	18.941	17.255	15.676
3	12:39:54.943	51.501	+1.035	18.760	16.754	15.987	3	12:39:53.375	50.351		18.397	16.401	15.553
4	12:40:45.989	51.046	+0.580	18.608	16.628	15.810	4	12:40:44.828	51.453	+1.102	18.581	17.169	15.703
5	12:41:37.159	51.170	+0.704	18.828	16.537	15.805	5	12:41:35.723	50.895	+0.544	18.895	16.447	15.553
6	12:42:28.173	51.014	+0.548	18.750	16.495	15.769	6	12:42:26.365	50.642	+0.291	18.366	16.421	15.855
7	12:43:19.778	51.605	+1.139	18.633	16.563	16.409	(174) Filip Planeta						
8	12:44:11.248	51.470	+1.004	19.050	16.534	15.886	1	12:38:24.732	1:10.453	+20.286	37.908	16.700	15.845
9	12:45:01.714	50.466		18.454	16.365	15.647	2	12:39:15.585	50.853	+0.686	18.593	16.500	15.760
10	12:45:52.355	50.641	+0.175	18.499	16.446	15.696	3	12:40:06.404	50.819	+0.652	18.514	16.422	15.883
11	12:46:43.299	50.944	+0.478	18.764	16.372	15.808	4	12:40:57.055	50.651	+0.484	18.363	16.519	15.769
12	12:47:34.230	50.931	+0.465	18.693	16.399	15.839	5	12:41:47.553	50.498	+0.331	18.338	16.428	15.732
(169) Zalan Takacs							6	12:42:37.813	50.260	+0.093	18.261	16.336	15.663
1	12:38:11.893	55.517	+5.581	22.621	17.685	16.211	7	12:43:28.135	50.322	+0.155	18.303	16.336	15.683
2	12:39:04.348	52.455	+1.519	19.287	16.885	16.283	8	12:44:18.768	50.633	+0.466	18.316	16.549	15.768
3	12:39:55.821	51.473	+0.537	18.771	16.681	16.021	9	12:45:09.151	50.383	+0.216	18.356	16.364	15.663
4	12:40:47.220	51.399	+0.463	18.683	16.711	16.005	10	12:45:59.318	50.167		18.246	16.297	15.624
5	12:41:38.686	51.466	+0.530	18.780	16.638	16.048	11	12:46:49.635	50.317	+0.150	18.313	16.296	15.708
6	12:42:29.837	51.151	+0.215	18.686	16.563	15.902	12	12:47:39.931	50.296	+0.129	18.218	16.251	15.827
7	12:43:22.022	52.185	+1.249	19.273	16.883	16.029	(174) Filip Planeta						
8	12:44:13.436	51.414	+0.478	18.865	16.590	15.959	1	12:38:24.732	1:10.453	+20.286	37.908	16.700	15.845
9	12:45:04.552	51.116	+0.180	18.746	16.530	15.840	2	12:39:15.585	50.853	+0.686	18.593	16.500	15.760
10	12:45:56.105	51.553	+0.617	18.697	16.776	16.080	3	12:40:06.404	50.819	+0.652	18.514	16.422	15.883

Orbits



INT. ADAC Kartrennen Wackersdorf

Lapchart

DJKM - OK-J

Pro Kart Raceland Wackersdorf 1,190 Km

Super Heat

16.06.2024 12:30

Race (12 Laps) started at 12:37:13

Competitors	Laps												
	0	1	2	3	4	5	6	7	8	9	10	11	12
Moritz Groneck (155)	1	155	155	155	155	155	155	155	155	155	155	155	155
Luke Kornder (101)	2	101	173	168	168	168	168	168	168	168	168	120	120
Alex Molota (173)	3	173	168	173	172	173	173	173	173	173	173	101	101
Nikita Nikishov (168)	4	168	101	172	173	101	101	101	101	101	120	120	110
Oliver Städtler (185)	5	185	185	185	185	195	120	120	120	120	101	101	164
Lukas Übleis (195)	6	195	172	101	101	120	195	110	110	110	110	195	185
Tobias Szecsenyi (172)	7	172	195	195	195	164	110	195	195	195	195	164	185
Filip Planeta (174)	8	174	167	164	120	110	164	164	164	164	164	195	172
Jan Chytil (164)	9	164	164	120	164	167	167	185	185	185	185	185	163
Amin Kara Osman (131)	10	131	120	167	110	185	185	163	131	172	172	172	131
Matyas Vitver (167)	11	167	110	110	167	163	163	172	172	163	163	163	166
Marc Alexander Reistrup (110)	12	110	159	106	106	106	172	131	163	131	131	131	106
Benjamin Jalmgard (124)	13	124	106	163	163	172	106	175	106	106	106	106	159
Constantin Papst (120)	14	120	163	162	162	166	131	106	159	159	159	159	162
Ebbe Raasum (159)	15	159	162	166	166	175	175	162	166	166	166	166	169
Niko Bognar (106)	16	106	166	175	175	131	162	159	162	162	162	162	174
Philip Helmchen (163)	17	163	175	159	131	162	159	166	169	169	169	169	169
Martin Attila Vingler (166)	18	166	169	131	159	159	166	169	174	174	174	174	174
Zalan Takacs (169)	19	169	131	169	169	169	169	174	167				
Kristyna Kalistova (175)	20	175	174	174	174	174	174	167					
Khalil Sodah (162)	21	162											
-	22												




DKM Round 3
DJKM - OK-J
Wackersdorf
Final Intermediate Classification

Pos. No.	Firstname	Lastname	Nat.	Entrant	Nat.	Make	Sponsor	QP	Total PTS	Heat 1	Heat 2	SUJ
1	155	Moritz	DEU	CRG Holland	NLD	CRG/TM/Vega		1	169	44	50	75
2	101	Luke	DEU	SIM-ON	DEU	Kosmic/TM/Vega		2	157	50	44	63
3	185	Oliver	DEU	CV Performance Group	DEU	KR/TM/Vega		5	115	41	26	48
4	120	Constantin	DEU	NEES RACING	DEU	KR/IAME/Vega	ADAC Nordbayern e.V.	21	114	15	30	69
5	195	Lukas	AUT	Lanari Racing Team	DEU	KR/IAME/Vega		3	111	32	34	45
6	164	Jan	CZE	Ivo Chytil	CZE	Expriit /TM/Vega		13	106	25	24	57
7	110	Marc Alexander	DNK	CRG Holland	NLD	CRG/TM/Vega		10	105	26	28	51
8	131	Amin	DEU	SIM-ON	DEU	Kosmic/TM/Vega		6	101	30	32	39
9	172	Tobias	CZE	Hagemann racing	CZE	Expriit/TM/Vega		8	101	34	25	42
10	168	Nikita	ESP	Dörr Motorsport	DEU	KR/IAME/Vega		4	98	38	38	22
11	173	Alex	SVK	Hagemann racing	CZE	Gillard/TM/Vega		7	97	36	41	20
12	165	Martina	CZE	SKYLARKS KARTING TEAM	CZE	Praga /TM/Vega		11	78	28	36	14
13	174	Filip	CZE	Hagemann racing	CZE	Expriit/TM/Vega		15	76	27	23	26
14	163	Philip	DEU	ADAC Niedersachsen/ Sachsen-Anhalt e.V.	DEU	Maranello/TM/Vega	ADAC Berlin-Brandenburg e.V.	12	74	21	17	36
15	162	Khalil	LTU	Paske Racing	LTU	Righetti Ridolfi/TM/Vega		9	71	22	15	34
16	106	Niko	HUN	Maranello SRP Factory Team	DEU	Maranello/TM /Vega		17	71	20	21	30
17	166	Martin Attila	HUN	Via-Speed Kft	HUN	Croc Promotion/TM/Vega		16	70	18	20	32
18	159	Ebbe	SWE	JP RACING	SWE	Expriit/Vortex/Vega		22	69	19	22	28
19	124	Benjamin	SWE	Patrick Jalmgard	SWE	Tony Kart/Vortex/Vega		19	66	23	27	16
20	167	Matyas	CZE	SVC Group Racing	CZE	OTK/TM/Vega		18	61	24	19	18
21	169	Zalan	HUN	Via-Speed Kft	HUN	Croc Promotion/TM/Vega		20	59	17	18	24
22	175	Kristyna	CZE	Hagemann racing	CZE	Expriit/TM/Vega		14	49	16	16	17

Announcements: These results are provisional until the conclusion of any judicial and technical matters

Racedirector Horst Seidel:



Timekeeping Monika Riehmers:



Printed: 16.06.2024 13:25

Posted at: h



DKM Round 3 Track: Wackersdorf Edition 1
 Class: DJKM - OK-J Heat: Final
 Date/Time: 16.06.2024 16:30 Laps: 16 laps

	18	
35		36
	17	
33		34
	16	
31		32
	15	
29		30
	14	
27		28
	13	
25		26
	12	
23		24
Zalan Takacs 169 Promotion/TM/Vega	11	Kristyna Kalistova 175 Exprit/TM/Vega
21		22
Benjamin Jalmgard 124 Kart/Vortex/Vega	10	Matyas Vitver 167 OTK/TM/Vega
19		20
Martin Attila Vingler 166 Promotion/TM/Vega	9	Ebbe Raasum 159 Exprit/Vortex/Vega
17		18
Khalil Sodah 162 Righetti Ridolfi/TM/Vega	8	Niko Bognar 106 Maranello/TM/Vega
15		16
Filip Planeta 174 Exprit/TM/Vega	7	Philip Helmchen 163 Maranello/TM/Vega
13		14
Alex Molota 173 Gillard/TM/Vega	6	Martina Rumlenova 165 Praga /TM/Vega
11		12
Tobias Szecsenyi 172 Exprit/TM/Vega	5	Nikita Nikishov 168 KR/IAME/Vega
9		10
Marc Alexander Reistrup 110 CRG/TM/Vega	4	Amin Kara Osman 131 Kosmic/TM/Vega
7		8
Lukas Übleis 195 KR/IAME/Vega	3	Jan Chytil 164 Exprit /TM/Vega
5		6
Oliver Städtler 185 KR/TM/Vega	2	Constantin Papst 120 KR/IAME/Vega
3		4
Moritz Groneck 155 CRG/TM/Vega	1	Luke Kornder 101 Kosmic/TM/Vega
1	Row	2

Pole Position

printed 16.06.2024 13:25

DJKM - OK-J

Final

Track length: 1.190 Km

Race Started: 16:36:24

Best Lap by: 155 - Moritz Groneck - 49.253

Rank	#	Driver	Nat	Sponsor Entrant	Nat	License E-License	Make	laps	T. Time Diff	Best Lap	Penalty	Points
1	0	Moritz Groneck	DEU	CRG Holland	NLD	ITG39313 IBL15521007	CRG/TM/Vega	16	13:16.234	49.253		51
2	8	Nikita Nikishov	ESP	Dörr Motorsport	DEU	ITG176 BIF38420	KR/IAME/Vega	16	13:21.412 5.178	49.615		0
3	1	Constantin Papst	DEU	ADAC Nordbayern e.V. NEES RACING	DEU	ITG38729 BIC17863	KR/IAME/Vega	16	13:21.731 5.497	49.692		44
4	-1	Oliver Städtler	DEU	CV Performance Group	DEU	ITG34878 BIF38321	KR/TM/Vega	16	13:23.392 7.158	49.748		38
5	3	Amin Kara Osman	DEU	SIM-ON	DEU	ITG36877 KBF39246	Kosmic/TM/Vega	16	13:23.609 7.375	49.757		34
6	1	Marc Alexander Reistrup	DNK	CRG Holland	NLD	ITG93629 IBL15521008	CRG/TM/Vega	16	13:24.219 7.985	49.456		30
7	4	Alex Molota	SVK	Hagemann racing	CZE	ITG4135 IBL24AT00371	Gillard/TM/Vega	16	13:25.349 9.115	49.609		0
8	-3	Lukas Übleis	AUT	Lanari Racing Team	DEU	ITGJK2021 KBF17166	KR/IAME/Vega	16	13:29.266 13.032	49.988		26
9	-3	Jan Chytil	CZE	Ivo Chytil	CZE	ITG24AS0377 IBL24AT00801	Exprit /TM/Vega	16	13:29.415 13.181	49.858		0
10	-1	Tobias Szecsenyi	CZE	Hagemann racing	CZE	ITG24AS0191 IBL24AT00371	Exprit/TM/Vega	16	13:29.571 13.337	49.411	+ 5 sec	0
11	9	Matyas Vitver	CZE	SVC Group Racing	CZE	ITG24AS0022 IBL24AT01031	OTK/TM/Vega	16	13:31.329 15.095	49.914		0
12	4	Niko Bogнар	HUN	Maranello SRP Factory Team	DEU	ITG7685 KBF38275	Maranello/TM /Vega	16	13:39.853 23.619	50.398		22
13	2	Khalil Sodah	LTU	Paske Racing	LTU	ITG2024-ITG/007 IBL2024-KL/05	Righetti Ridolfi/TM/Vega	16	13:40.445 24.211	50.488		0
14	0	Philip Helmchen	DEU	ADAC Berlin-Brandenburg e.V. ADAC Niedersachsen/ Sachsen-Anhalt e.V.	DEU	ITG44008 BIC38443	Maranello/TM/Vega	16	13:40.662 24.428	50.370		18
15	4	Benjamin Jalmgard	SWE	Patrick Jalmgard	SWE	ITG126012 IBL126011	Tony Kart/Vortex/Vega	16	13:41.290 25.056	50.019	+ 5 sec	14
16	1	Martin Attila Vingler	HUN	Via-Speed Kft	HUN	ITG6400 IBL542	Croc Promotion/TM/Vega	16	13:45.767 29.533	50.177	+ 5 sec	10
17	4	Zalan Takacs	HUN	Via-Speed Kft	HUN	ITG7708 IBL542	Croc Promotion/TM/Vega	16	13:50.495 34.261	51.239		8
18	-5	Filip Planeta	CZE	Hagemann racing	CZE	ITG24AS0337 IBL24AT00371	Exprit/TM/Vega	16	14:05.597 49.363	50.378	+ 5 sec	0
19	-1	Ebbe Raasum	SWE	JP RACING	SWE	ITG119522 IBL105	Exprit/Vortex/Vega	6	5:14.385 10 Laps	50.969		0
20	-18	Luke Kornder	DEU	SIM-ON	DEU	ITG12977 KBF39246	Kosmic/TM/Vega	5	4:13.057 11 Laps	50.196		6

Not classified


DNS	165	Martina Rumlenova	CZE	SKYLARKS KARTING TEAM	CZE	ITG24AS0236 IBL2400701	Praga /TM/Vega	0	DNS			0
DSQ	175	Kristyna Kalistova	CZE	Hagemann racing	CZE	ITG24AS1176 IBL24AT00371	Exprit/TM/Vega	16	DSQ	49.867		0

Announcements

- # 174 + 5 sec forcing off the track
- # 166,124 + 5 sec front fairing
- # 175 DQ Steward decision
- # 172 + 5 sec push

Timekeeper
M.Riehmers

Race Director
H.Seidel



INT. ADAC Kartrennen Wackersdorf

DJKM - OK-J

Pro Kart Raceland Wackersdorf 1,190 Km

Final

16.06.2024 16:30

Race (16 Laps) started at 16:36:24

Lap	Time of Day	Lap Tm	Diff	S1 Tm	S2 Tm	S3 Tm	Lap	Time of Day	Lap Tm	Diff	S1 Tm	S2 Tm	S3 Tm
(155) Moritz Groneck							(110) Marc Alexander Reistrup						
1	16:37:15.198	51.116	+1.863	18.894	16.492	15.730	1	16:37:17.374	52.846	+3.089	20.111	16.988	15.747
2	16:38:05.674	50.476	+1.223	18.357	16.413	15.706	2	16:38:08.003	50.629	+0.872	18.531	16.405	15.693
3	16:38:55.891	50.217	+0.964	18.245	16.316	15.656	3	16:38:58.410	50.407	+0.650	18.394	16.370	15.643
4	16:39:45.886	49.995	+0.742	18.191	16.225	15.579	4	16:39:48.684	50.274	+0.517	18.340	16.326	15.608
5	16:40:35.745	49.859	+0.606	18.150	16.166	15.543	5	16:40:38.844	50.160	+0.403	18.241	16.245	15.674
6	16:41:25.438	49.693	+0.440	18.038	16.091	15.564	6	16:41:28.905	50.061	+0.304	18.232	16.239	15.590
7	16:42:15.207	49.769	+0.516	18.079	16.117	15.573	7	16:42:19.006	50.101	+0.344	18.227	16.254	15.620
8	16:43:04.918	49.711	+0.458	18.053	16.121	15.537	8	16:43:08.969	49.963	+0.206	18.191	16.192	15.580
9	16:43:54.581	49.663	+0.410	18.093	16.069	15.501	9	16:43:58.944	49.975	+0.218	18.219	16.227	15.529
10	16:44:44.051	49.470	+0.217	17.994	16.008	15.468	10	16:44:48.810	49.866	+0.109	18.178	16.112	15.576
11	16:45:33.437	49.386	+0.133	17.953	15.996	15.437	11	16:45:38.618	49.808	+0.051	18.187	16.098	15.523
12	16:46:22.930	49.493	+0.240	17.979	15.489	15.489	12	16:46:28.525	49.907	+0.150	18.206	16.142	15.559
13	16:47:12.384	49.454	+0.201	17.982	16.027	15.445	13	16:47:18.282	49.757		18.160	16.081	15.516
14	16:48:01.765	49.381	+0.128	18.021	15.940	15.420	14	16:48:08.101	49.819	+0.062	18.198	16.132	15.489
15	16:48:51.018	49.253		17.980	15.916	15.357	15	16:48:57.893	49.792	+0.035	18.170	16.124	15.498
16	16:49:40.316	49.298	+0.045	17.918	15.958	15.422	16	16:49:47.691	49.798	+0.041	18.131	16.153	15.514
(168) Nikita Nikishov							(173) Alex Molota						
1	16:37:16.494	51.895	+2.280	19.576	16.644	15.675	1	16:37:19.392	54.659	+5.203	21.113	17.394	16.152
2	16:38:06.804	50.310	+0.695	18.454	16.324	15.532	2	16:38:10.310	50.918	+1.462	18.846	16.454	15.618
3	16:38:57.053	50.249	+0.634	18.404	16.355	15.490	3	16:39:01.252	50.942	+1.486	18.348	16.872	15.722
4	16:39:47.091	50.038	+0.423	18.275	16.286	15.477	4	16:39:51.274	50.022	+0.566	18.246	16.285	15.491
5	16:40:37.202	50.111	+0.496	18.262	16.312	15.537	5	16:40:41.317	50.043	+0.587	18.220	16.339	15.484
6	16:41:27.229	50.027	+0.412	18.347	16.198	15.482	6	16:41:31.413	50.096	+0.640	18.174	16.216	15.706
7	16:42:17.131	49.902	+0.287	18.193	16.214	15.495	7	16:42:21.208	49.795	+0.339	18.169	16.123	15.503
8	16:43:06.938	49.807	+0.192	18.149	16.195	15.463	8	16:43:10.994	49.786	+0.330	18.150	16.151	15.485
9	16:43:56.694	49.756	+0.141	18.146	16.146	15.464	9	16:44:00.776	49.782	+0.326	18.174	16.172	15.436
10	16:44:46.593	49.899	+0.284	18.208	16.188	15.503	10	16:44:50.305	49.529	+0.073	18.089	16.072	15.368
11	16:45:36.341	49.748	+0.133	18.180	16.139	15.429	11	16:45:39.941	49.636	+0.180	18.117	16.159	15.360
12	16:46:26.161	49.820	+0.205	18.239	16.107	15.474	12	16:46:30.154	50.213	+0.757	18.203	16.543	15.467
13	16:47:15.897	49.736	+0.121	18.189	16.142	15.405	13	16:47:19.890	49.736	+0.280	18.265	16.077	15.394
14	16:48:05.681	49.784	+0.169	18.234	16.115	15.435	14	16:48:09.384	49.494	+0.038	18.101	16.021	15.372
15	16:48:55.296	49.615		18.135	16.079	15.401	15	16:48:58.845	49.461	+0.005	18.063	16.053	15.345
16	16:49:45.494	50.198	+0.583	18.596	16.173	15.429	16	16:49:48.301	49.456		18.058	16.059	15.339
(120) Constantin Papst							(195) Lukas Übleis						
1	16:37:15.328	51.175	+1.483	19.049	16.529	15.597	1	16:37:18.373	53.505	+3.896	20.517	17.020	15.968
2	16:38:05.883	50.555	+0.863	18.481	16.466	15.608	2	16:38:09.509	51.136	+1.527	18.706	16.667	15.763
3	16:38:56.329	50.446	+0.754	18.471	16.390	15.585	3	16:38:59.921	50.412	+0.803	18.340	16.443	15.629
4	16:39:46.548	50.219	+0.527	18.299	16.395	15.525	4	16:39:50.224	50.303	+0.694	18.347	16.374	15.582
5	16:40:36.570	50.022	+0.330	18.292	16.236	15.494	5	16:40:40.470	50.246	+0.637	18.266	16.360	15.620
6	16:41:26.602	50.032	+0.340	18.173	16.316	15.543	6	16:41:30.402	49.932	+0.323	18.217	16.214	15.501
7	16:42:16.534	49.932	+0.240	18.237	16.201	15.494	7	16:42:20.326	49.924	+0.315	18.225	16.177	15.522
8	16:43:06.410	49.876	+0.184	18.150	16.225	15.501	8	16:43:10.236	49.910	+0.301	18.211	16.178	15.521
9	16:43:56.357	49.947	+0.255	18.212	16.238	15.497	9	16:44:00.222	49.986	+0.377	18.230	16.217	15.539
10	16:44:46.233	49.876	+0.184	18.203	16.246	15.427	10	16:44:50.049	49.827	+0.218	18.210	16.168	15.449
11	16:45:36.066	49.833	+0.141	18.191	16.198	15.444	11	16:45:39.789	49.740	+0.131	18.137	16.153	15.450
12	16:46:25.992	49.926	+0.234	18.249	16.228	15.449	12	16:46:30.212	50.423	+0.814	18.181	16.467	15.775
13	16:47:15.709	49.717	+0.025	18.115	16.175	15.427	13	16:47:20.547	50.335	+0.726	18.652	16.246	15.437
14	16:48:05.401	49.692		18.175	16.135	15.382	14	16:48:10.177	49.630	+0.021	18.132	16.138	15.360
15	16:48:55.103	49.702	+0.010	18.145	16.136	15.421	15	16:48:59.822	49.645	+0.036	18.160	16.048	15.437
16	16:49:45.813	50.710	+1.018	18.869	16.395	15.446	16	16:49:49.431	49.609		18.097	16.105	15.407
(185) Oliver Städtler							(164) Jan Chytil						
1	16:37:15.964	51.690	+1.942	19.489	16.561	15.640	1	16:37:17.802	53.469	+3.611	19.969	17.524	15.976
2	16:38:06.576	50.612	+0.864	18.517	16.479	15.616	2	16:38:09.906	52.104	+2.246	19.629	16.738	15.737
3	16:38:57.369	50.793	+1.045	18.824	16.369	15.600	3	16:38:59.686	50.519	+0.531	18.509	16.413	15.597
4	16:39:47.633	50.264	+0.516	18.372	16.336	15.556	4	16:39:49.953	50.267	+0.279	18.359	16.327	15.581
5	16:40:37.790	50.157	+0.409	18.347	16.264	15.546	5	16:40:40.621	50.668	+0.680	18.339	16.673	15.656
6	16:41:28.030	50.240	+0.492	18.303	16.300	15.637	6	16:41:31.792	51.171	+1.183	18.348	16.338	16.485
7	16:42:18.156	50.126	+0.378	18.278	16.280	15.568	7	16:42:22.056	50.264	+0.276	18.361	16.339	15.564
8	16:43:08.197	50.041	+0.293	18.218	16.243	15.580	8	16:43:12.189	50.133	+0.145	18.291	16.270	15.572
9	16:43:58.272	50.075	+0.327	18.240	16.256	15.579	9	16:44:02.424	50.235	+0.247	18.314	16.359	15.562
10	16:44:48.221	49.949	+0.201	18.195	16.229	15.525	10	16:44:52.603	50.179	+0.191	18.343	16.319	15.517
11	16:45:38.056	49.835	+0.087	18.174	16.160	15.501	11	16:45:42.660	50.057	+0.069	18.276	16.279	15.502
12	16:46:27.987	49.931	+0.183	18.227	16.183	15.521	12	16:46:32.845	50.185	+0.197	18.380	16.320	15.485
13	16:47:17.884	49.897	+0.149	18.195	16.176	15.526	13	16:47:22.833	49.988		18.267	16.237	15.484
14	16:48:07.755	49.871	+0.123	18.180	16.176	15.515	14	16:48:12.936	50.103	+0.115	18.282	16.355	15.466
15	16:48:57.503	49.748		18.144	16.145	15.459	15	16:49:03.028	50.092	+0.104	18.325	16.301	15.466
16	16:49:47.474	49.971	+0.223	18.180	16.288	15.503	16	16:49:53.348	50.320	+0.332	18.343	16.502	15.475
(131) Amin Kara Osman													

Orbits



INT. ADAC Kartrennen Wackersdorf

DJKM - OK-J

Pro Kart Raceland Wackersdorf 1,190 Km

Final

16.06.2024 16:30

Race (16 Laps) started at 16:36:24

Lap	Time of Day	Lap Tm	Diff	S1 Tm	S2 Tm	S3 Tm
3	16:39:01.499	51.593	+1.735	18.656	16.814	16.123
4	16:39:51.994	50.495	+0.637	18.511	16.427	15.557
5	16:40:42.346	50.352	+0.494	18.368	16.406	15.578
6	16:41:32.855	50.509	+0.651	18.609	16.310	15.590
7	16:42:23.171	50.316	+0.458	18.359	16.341	15.616
8	16:43:13.314	50.143	+0.285	18.290	16.298	15.555
9	16:44:03.380	50.066	+0.208	18.270	16.258	15.538
10	16:44:53.447	50.067	+0.209	18.289	16.268	15.510
11	16:45:43.458	50.011	+0.153	18.263	16.224	15.524
12	16:46:33.427	49.969	+0.111	18.235	16.237	15.497
13	16:47:23.300	49.873	+0.015	18.214	16.195	15.464
14	16:48:13.158	49.858		18.211	16.178	15.469
15	16:49:03.167	50.009	+0.151	18.277	16.262	15.470
16	16:49:53.497	50.330	+0.472	18.420	16.347	15.563

Lap	Time of Day	Lap Tm	Diff	S1 Tm	S2 Tm	S3 Tm
5	16:40:44.311	50.947	+0.459	18.504	16.683	15.760
6	16:41:35.763	51.452	+0.964	18.673	16.795	15.984
7	16:42:26.523	50.760	+0.272	18.388	16.503	15.869
8	16:43:17.146	50.623	+0.135	18.397	16.447	15.779
9	16:44:07.866	50.720	+0.232	18.459	16.541	15.720
10	16:44:59.564	51.698	+1.210	18.457	17.277	15.964
11	16:45:50.437	50.873	+0.385	18.713	16.513	15.647
12	16:46:41.866	51.429	+0.941	19.199	16.557	15.673
13	16:47:32.805	50.939	+0.451	18.474	16.549	15.916
14	16:48:23.322	50.517	+0.029	18.391	16.434	15.692
15	16:49:13.810	50.488		18.451	16.405	15.632
16	16:50:04.527	50.717	+0.229	18.475	16.492	15.750

(172) Tobiasz Szczesny

1	16:37:18.173	53.374	+3.963	20.354	17.067	15.953
2	16:38:08.915	50.742	+1.331	18.652	16.493	15.597
3	16:39:00.896	51.981	+2.570	19.528	16.819	15.634
4	16:39:51.070	50.174	+0.763	18.348	16.321	15.505
5	16:40:40.870	49.800	+0.389	18.160	16.191	15.449
6	16:41:31.694	50.824	+1.413	18.336	16.238	16.250
7	16:42:21.633	49.939	+0.528	18.294	16.171	15.474
8	16:43:11.333	49.700	+0.289	18.144	16.154	15.402
9	16:44:01.040	49.707	+0.296	18.132	16.152	15.423
10	16:44:50.591	49.551	+0.140	18.094	16.109	15.348
11	16:45:40.177	49.586	+0.175	18.128	16.075	15.383
12	16:46:30.320	50.143	+0.732	18.152	16.565	15.426
13	16:47:20.185	49.865	+0.454	18.342	16.109	15.414
14	16:48:09.677	49.492	+0.081	18.106	16.050	15.336
15	16:48:59.088	49.411		18.086	16.014	15.311
16	16:49:48.653	49.565	+0.154	18.050	16.111	15.404

(163) Philip Helmchen

1	16:37:19.868	55.113	+4.743	20.789	17.930	16.394
2	16:38:12.033	52.165	+1.795	19.085	17.101	15.979
3	16:39:03.741	51.708	+1.338	18.972	16.875	15.861
4	16:39:54.851	51.110	+0.740	18.578	16.634	15.898
5	16:40:45.790	50.939	+0.569	18.562	16.497	15.880
6	16:41:37.959	52.169	+1.799	19.188	16.857	16.124
7	16:42:28.823	50.864	+0.494	18.625	16.447	15.792
8	16:43:19.702	50.879	+0.509	18.813	16.434	15.632
9	16:44:10.289	50.587	+0.217	18.414	16.466	15.707
10	16:45:00.984	50.695	+0.325	18.489	16.482	15.724
11	16:45:51.484	50.500	+0.130	18.440	16.465	15.595
12	16:46:42.760	51.276	+0.906	18.573	16.678	16.025
13	16:47:33.471	50.711	+0.341	18.534	16.484	15.693
14	16:48:23.851	50.380	+0.010	18.430	16.358	15.592
15	16:49:14.221	50.370		18.404	16.319	15.647
16	16:50:04.744	50.523	+0.153	18.500	16.329	15.694

(167) Matyas Vitver

1	16:37:19.771	54.721	+4.807	21.056	17.606	16.059
2	16:38:12.218	52.447	+2.533	19.197	17.424	15.826
3	16:39:03.279	51.061	+1.147	18.942	16.552	15.567
4	16:39:53.792	50.513	+0.599	18.445	16.372	15.696
5	16:40:44.360	50.568	+0.654	18.330	16.623	15.615
6	16:41:34.552	50.192	+0.278	18.380	16.263	15.549
7	16:42:24.731	50.179	+0.265	18.311	16.271	15.597
8	16:43:14.802	50.071	+0.157	18.219	16.330	15.522
9	16:44:04.927	50.125	+0.211	18.293	16.268	15.564
10	16:44:55.015	50.088	+0.174	18.307	16.319	15.462
11	16:45:45.137	50.122	+0.208	18.378	16.277	15.467
12	16:46:35.051	49.914		18.251	16.184	15.479
13	16:47:25.083	50.032	+0.118	18.341	16.214	15.477
14	16:48:15.130	50.047	+0.133	18.327	16.241	15.479
15	16:49:05.321	50.191	+0.277	18.343	16.302	15.546
16	16:49:55.411	50.090	+0.176	18.261	16.325	15.504

(124) Benjamin Jalmgard

1	16:37:20.710	55.410	+5.391	21.483	17.632	16.295
2	16:38:12.910	52.200	+2.181	19.066	17.068	16.066
3	16:39:03.867	50.957	+0.938	18.629	16.606	15.722
4	16:39:55.245	51.378	+1.359	18.600	16.595	16.183
5	16:40:45.898	50.653	+0.634	18.534	16.395	15.724
6	16:41:37.719	51.821	+1.802	19.203	16.570	16.048
7	16:42:27.997	50.278	+0.259	18.340	16.264	15.674
8	16:43:18.344	50.347	+0.328	18.318	16.378	15.651
9	16:44:08.764	50.420	+0.401	18.330	16.293	15.797
10	16:44:59.753	50.989	+0.970	18.258	16.888	15.843
11	16:45:49.940	50.187	+0.168	18.315	16.203	15.669
12	16:46:40.111	50.171	+0.152	18.233	16.334	15.604
13	16:47:30.232	50.121	+0.102	18.281	16.249	15.591
14	16:48:20.251	50.019		18.275	16.156	15.588
15	16:49:10.293	50.042	+0.023	18.288	16.189	15.565
16	16:50:00.372	50.079	+0.060	18.282	16.194	15.603

(106) Niko Bogнар

1	16:37:19.221	54.398	+4.000	19.977	17.727	16.694
2	16:38:11.127	51.906	+1.508	19.318	16.765	15.823
3	16:39:02.566	51.439	+1.041	18.585	17.011	15.843
4	16:39:54.118	51.552	+1.154	18.617	16.690	16.245
5	16:40:45.258	51.140	+0.742	18.852	16.491	15.797
6	16:41:35.987	50.729	+0.331	18.417	16.501	15.811
7	16:42:27.059	51.072	+0.674	18.493	16.550	16.029
8	16:43:17.869	50.810	+0.412	18.527	16.551	15.732
9	16:44:08.942	51.073	+0.675	18.437	16.506	16.130
10	16:44:59.927	50.985	+0.587	18.537	16.674	15.774
11	16:45:50.595	50.668	+0.270	18.599	16.419	15.650
12	16:46:41.323	50.728	+0.330	18.689	16.353	15.686
13	16:47:31.819	50.496	+0.098	18.386	16.487	15.623
14	16:48:22.217	50.398		18.402	16.357	15.639
15	16:49:13.291	51.074	+0.676	18.499	16.803	15.772
16	16:50:03.935	50.644	+0.246	18.607	16.391	15.646

(166) Martin Attila Vingler

1	16:37:20.796	55.606	+5.429	21.481	17.618	16.507
2	16:38:13.099	52.303	+2.126	19.215	16.961	16.127
3	16:39:04.508	51.409	+1.232	18.649	16.781	15.979
4	16:39:55.370	50.862	+0.685	18.511	16.421	15.930
5	16:40:46.066	50.696	+0.519	18.703	16.388	15.605
6	16:41:37.997	51.931	+1.754	19.200	16.693	16.038
7	16:42:28.896	50.899	+0.722	18.794	16.387	15.718
8	16:43:19.386	50.490	+0.313	18.500	16.374	15.616
9	16:44:09.935	50.549	+0.372	18.473	16.359	15.717
10	16:45:00.205	50.270	+0.093	18.297	16.393	15.580
11	16:45:50.780	50.575	+0.398	18.795	16.250	15.530
12	16:46:42.690	51.910	+1.733	18.968	16.671	16.271
13	16:47:33.577	50.887	+0.710	18.816	16.421	15.650
14	16:48:24.204	50.627	+0.450	18.476	16.580	15.571
15	16:49:14.381	50.177		18.299	16.321	15.557
16	16:50:04.849	50.468	+0.291	18.619	16.230	15.619

(162) Khalil Sodah

1	16:37:19.057	54.022	+3.534	20.496	17.056	16.470
2	16:38:10.295	51.238	+0.750	18.715	16.752	15.771
3	16:39:01.591	51.296	+0.808	18.585	16.842	15.869
4	16:39:53.364	51.773	+1.285	19.290	16.721	15.762

(169) Zalan Takacs

1	16:37:21.053	55.495	+4.256	20.966	17.617	16.912
2	16:38:13.404	52.351	+1.112	19.127	17.036	16.188
3	16:39:05.016	51.612	+0.373	18.759	16.782	16.071
4	16:39:56.403	51.387	+0.148	18.671	16.731	15.985
5	16:40:47.954	51.551	+0.312	18.672	16.756	16.123

INT. ADAC Kartrennen Wackersdorf

DJKM - OK-J

Pro Kart Raceland Wackersdorf 1,190 Km

Final

16.06.2024 16:30

Race (16 Laps) started at 16:36:24

Lap	Time of Day	Lap Tm	Diff	S1 Tm	S2 Tm	S3 Tm	Lap	Time of Day	Lap Tm	Diff	S1 Tm	S2 Tm	S3 Tm
7	16:42:31.174	51.652	+0.413	18.854	16.709	16.089							
8	16:43:22.622	51.448	+0.209	18.788	16.596	16.064							
9	16:44:14.149	51.527	+0.288	18.753	16.602	16.172							
10	16:45:05.480	51.331	+0.092	18.669	16.546	16.116							
11	16:45:57.104	51.624	+0.385	18.797	16.615	16.212							
12	16:46:48.902	51.798	+0.559	18.831	16.695	16.272							
13	16:47:40.474	51.572	+0.333	18.927	16.655	15.990							
14	16:48:32.065	51.591	+0.352	18.869	16.656	16.066							
15	16:49:23.338	51.273	+0.034	18.849	16.520	15.904							
16	16:50:14.577	51.239		18.628	16.587	16.024							

(174) Filip Planeta

1	16:37:19.592	54.652	+4.274	21.019	17.404	16.229							
2	16:38:10.646	51.054	+0.676	18.841	16.554	15.659							
3	16:39:01.653	51.007	+0.629	18.471	16.802	15.734							
4	16:39:52.795	51.142	+0.764	18.826	16.562	15.754							
5	16:40:45.655	52.860	+2.482	18.788	17.325	16.747							
6	16:41:38.604	52.949	+2.571	19.069	17.809	16.071							
7	16:42:47.661	1:09.057	+18.679	35.882	17.170	16.005							
8	16:43:38.876	51.215	+0.837	18.813	16.572	15.830							
9	16:44:30.020	51.144	+0.766	18.743	16.603	15.798							
10	16:45:20.832	50.812	+0.434	18.621	16.416	15.775							
11	16:46:11.571	50.739	+0.361	18.586	16.411	15.742							
12	16:47:02.399	50.828	+0.450	18.694	16.435	15.699							
13	16:47:53.081	50.682	+0.304	18.662	16.393	15.627							
14	16:48:43.805	50.724	+0.346	18.617	16.432	15.675							
15	16:49:34.183	50.378		18.323	16.443	15.612							
16	16:50:24.679	50.496	+0.118	18.380	16.400	15.716							

(159) Ebbe Raasum

1	16:37:20.508	55.544	+4.575	21.389	17.429	16.726							
2	16:38:12.634	52.126	+1.157	19.113	17.013	16.000							
3	16:39:04.558	51.924	+0.955	18.720	17.014	16.190							
4	16:39:55.623	51.065	+0.096	18.734	16.488	15.843							
5	16:40:46.592	50.969		18.621	16.520	15.828							
6	16:41:38.467	51.875	+0.906	18.880	16.912	16.083							

(101) Luke Kornder

1	16:37:15.647	51.481	+1.285	19.263	16.536	15.682							
2	16:38:06.281	50.634	+0.438	18.459	16.474	15.701							
3	16:38:56.721	50.440	+0.244	18.399	16.435	15.606							
4	16:39:46.917	50.196		18.301	16.349	15.546							
5	16:40:37.139	50.222	+0.026	18.260	16.282	15.680							

(175) Kristyna Kalistova

1	16:37:20.335	55.157	+5.290	21.321	17.416	16.420							
2	16:38:12.103	51.768	+1.901	18.883	17.061	15.824							
3	16:39:02.867	50.764	+0.897	18.633	16.492	15.639							
4	16:39:54.009	51.142	+1.275	18.541	16.552	16.049							
5	16:40:44.780	50.771	+0.904	18.662	16.445	15.664							
6	16:41:35.544	50.764	+0.897	18.388	16.571	15.805							
7	16:42:26.907	51.363	+1.496	18.366	17.000	15.997							
8	16:43:17.336	50.429	+0.562	18.438	16.428	15.563							
9	16:44:07.927	50.591	+0.724	18.596	16.396	15.599							
10	16:44:59.924	51.997	+2.130	18.433	17.093	16.471							
11	16:45:51.170	51.246	+1.379	19.275	16.392	15.579							
12	16:46:42.083	50.913	+1.046	18.771	16.553	15.589							
13	16:47:32.579	50.496	+0.629	18.450	16.353	15.693							
14	16:48:22.618	50.039	+0.172	18.275	16.306	15.458							
15	16:49:13.154	50.536	+0.669	18.339	16.412	15.785							
16	16:50:03.021	49.867		18.186	16.199	15.482							

INT. ADAC Kartrennen Wackersdorf

Lapchart

DJKM - OK-J

Pro Kart Raceland Wackersdorf 1,190 Km

Final

16.06.2024 16:30

Race (16 Laps) started at 16:36:24

Competitors	Laps																
	0	1	2	3	4	5	6	7	8	9	10	11	12	13	14	15	16
Moritz Groneck (155)	1	155	155	155	155	155	155	155	155	155	155	155	155	155	155	155	155
Constantin Papst (120)	2	120	120	120	120	120	120	120	120	120	120	120	120	120	120	120	168
Luke Kornder (101)	3	101	101	101	101	101	168	168	168	168	168	168	168	168	168	168	120
Oliver Städtler (185)	4	185	185	185	168	168	168	185	185	185	185	185	185	185	185	185	185
Jan Chytil (164)	5	164	168	168	185	185	185	131	131	131	131	131	131	131	131	131	131
Lukas Übleis (195)	6	195	131	131	131	131	131	173	173	173	173	173	173	110	110	110	110
Amin Kara Osman (131)	7	131	164	172	195	195	173	110	110	110	110	110	173	172	172	172	172
Nikita Nikishov (168)	8	168	195	195	173	173	195	172	172	172	172	172	172	173	173	173	173
Marc Alexander Reistrup (110)	9	110	172	173	172	172	172	195	195	195	195	195	195	195	195	195	195
Philip Helmchen (163)	10	163	173	164	110	110	110	164	164	164	164	164	164	164	164	164	164
Tobias Szecsenyi (172)	11	172	162	162	164	164	164	167	167	167	167	167	167	167	167	167	167
Niko Bognar (106)	12	106	106	110	162	174	162	175	162	162	162	162	124	124	124	124	124
Alex Molota (173)	13	173	110	174	174	162	167	162	175	175	175	124	162	106	106	175	175
Filip Planeta (174)	14	174	174	106	106	167	175	106	106	106	124	175	106	162	175	106	106
Ebbe Raasum (159)	15	159	167	163	175	175	106	124	124	124	106	106	166	175	162	162	162
Khalil Sodah (162)	16	162	163	175	167	106	174	163	163	166	166	166	175	166	163	163	163
Matyas Vitver (167)	17	167	175	167	163	163	163	166	166	163	163	163	163	166	166	166	166
Kristyna Kalistova (175)	18	175	159	159	124	124	124	159	169	169	169	169	169	169	169	169	169
Martin Attila Vingler (166)	19	166	124	124	166	166	166	174	174	174	174	174	174	174	174	174	174
Benjamin Jalmgard (124)	20	124	166	166	159	159	159	169									
Zalan Takacs (169)	21	169	169	169	169	169	169										
-	22																