



### DMKM - Mini

### Test-Session 3

Track length: 1.110 Km

Session Started: 14:30:05

Best Lap by: 285 - Felix Groneck - 49.501

Rank	#	Driver	Nat	Sponsor Entrant	Nat	License E-License	Make	laps	Best Lap	Diff	In Lap	Penalty
1	285	Felix Groneck	DEU	CRG Holland	NLD	NKA16373 IBL15521007	CRG/TM/Vega	6	49.501		5	
2	219	Gustav Christensen	SWE	CRG Holland	NLD	NKA133604 IBL15521	CRG/TM/Vega	6	49.520	0.019	3	
3	301	Senn Lindeman	NLD	Paauwer Kart Racing	NLD	NKA50470 IBL19655006	Birel ART/TM/Vega	2	49.580	0.079	2	
4	214	Henri Möhring	DEU	ADAC Hessen-Thüringen e.V. TB Racing Team	DEU	NKA16972 KBF38262	KR/IAME/Vega	6	49.674	0.173	4	
5	274	Bruno Kortekaas	NLD	CRG Holland	NLD	NKA52405 IBL15521007	CRG/TM/Vega	2	49.752	0.251	2	
6	237	William Sterup Nielsen	DNK	CRG-Deutschland	DEU	NKA95174 KBF42811	CRG/TM/Vega	6	49.760	0.259	5	
7	241	Damian Luca Zeller	DEU	APEX Performance	DEU	NKA28615 KBF38438	Maranello/TM/Vega	6	49.819	0.318	4	
8	225	Noel Mannsperger	DEU	NEES RACING	DEU	NKA11122 KBF17863	KR/IAME/Vega	2	49.870	0.369	2	
9	249	Jonas Hubacek	CZE	Michal Hubacek	CZE	NKA24AS0050 IBL24AT00121	MS KART/TM/Vega	6	49.942	0.441	5	
10	294	Leo Klok	NLD	Miranda Klok-Holtjer	NLD	NKA52623 BEK52403	Oberon/IAME/Vega	6	49.955	0.454	5	
11	220	Neo Knapp	DEU	Team NKS	DEU	NKA11204 KBF42057	DR/TM/Vega	6	49.964	0.463	5	
12	224	Paul Bernhard	DEU	Valier Motorsport	DEU	NKA41687 KBF39300	Energy/TM/Vega	2	50.009	0.508	2	
13	209	Alexandre Mgaloblishvili	GEO	CRG Deutschland	DEU	NKA230055 KBF18122	CRG/TM/Vega	6	50.014	0.513	3	
14	317	Kilian Kommer	DEU	RMW Motorsport GmbH	DEU	10717 BIF39010	OTK/TM/Vega	6	50.024	0.523	3	
15	255	Alex Huizer	NLD	CRG Holland	NLD	NKA52410 IBL15521007	CRG/TM /Vega	1	50.203	0.702	1	
16	320	Storm Van Rossum	NLD	Thomas van Rossum	NLD	NKA48829 IEL48821	Parolin/IAME/Vega	6	50.254	0.753	2	
17	275	Mico Lionn Schweers	DEU	Swantje Schweers	DEU	NKA26817 BEK26817	Oberon/IAME/Vega	6	50.271	0.770	4	
18	247	Ben Schumacher	DEU	ADAC Team Weser-Ems e.V. CRG Holland	NLD	NKA10666 IBL15521008	CRG/TM/Vega	6	50.309	0.808	4	
19	246	Marvin Zimmermann	DEU	NEES RACING	DEU	NKA10834 KBF17863	KR/IAME/Vega	6	50.343	0.842	5	
20	266	Lean Kircher	DEU	ADAC Hessen-Thüringen e.V. Ebert Motorsport	DEU	NKA25532 KBF38528	Alonso Kart/TM/Vega	6	50.378	0.877	5	
21	223	Alexandr Machač	CZE	SIM-ON	DEU	NTG C24AS0666 KBF39246	Drago Corse/TM/Vega	6	50.485	0.984	5	
22	325	Amelie Heuwers	DEU	Team Hemkemeyer	DEU	NA38881 KBF42853	Tony Kart/TM/Vega	6	50.514	1.013	6	
23	261	Semih Bektas	DEU	Lanari Racing Team	DEU	NKA42993 BIC17166	KR/IAME/Vega	1	50.525	1.024	1	
24	211	Presian Stoyanov	DEU	ADAC Berlin-Brandenburg e.V. TR Motorsport	DEU	NKA30339 KBF42809	RS/IAME/Vega	5	50.653	1.152	4	
25	222	Carlos Nees	DEU	NEES RACING	DEU	NKA17874 KBF17863	KR/IAME/Vega	2	50.734	1.233	2	
26	244	Milan Rossi	DEU	Lanari Racing Team	DEU	NKA13619 KBF17166	KR/IAME/Vega	1	50.842	1.341	1	
27	319	Tim Feldmann	DEU	Falcon Racing Team	DEU	NKA44998 IBL12133007	Falcon /IAME/Vega	5	51.042	1.541	4	
28	318	Oscar Beumers	DEU	MSC-Langefeld e. V. im ADAC Beumers, Oscar	DEU	NKA44755 BIC16950	Falcon/IAME/Vega	6	51.056	1.555	2	
29	322	Pelle Van Echtelt	NLD	Michael van Echtelt	NLD	ITD-C52456 IDC52459	Parolin/IAME/Vega	6	51.109	1.608	5	
30	277	Nick Ried	DEU	Lanari Racing Team	DEU	NKA10695 KBF17166	KR/IAME/Vega	1	51.138	1.637	1	
31	212	Jonathan Maier	DEU	7L-Performance	DEU	NKA41248 KBF38668	Tony Kart/TM/Vega	6	51.167	1.666	2	
32	321	Edin Keserovic	DEU	Lanari Racing Team	DEU	NKA12345 KBF42334	KR/IAME/Vega	1	51.184	1.683	1	
33	221	Devin Titz	DEU	CRG Holland	NLD	NKA14835 IBL15521	CRG/TM/Vega	5	52.986	3.485	4	


Timekeeper  
M.Riehmers

Race Director  
H.Seidel

Page 1/1

These results are provisional until the conclusion of any judicial and technical matters!

Printed: 19.07.2024 / 14:41



INT. ADAC Kartrennen Kerpen

DMKM - Mini

Erftlandring Kerpen 1,110 Km

Test-Session 3

19.07.2024 14:30

Practice (15:00 Time) started at 14:30:05

Lap	Time of Day	Lap Tm	Diff	S1 Tm	S2 Tm	S3 Tm
<b>(285) Felix Groneck</b>						
1	14:31:11.768	<b>51.364</b>	+1.863	16.022	22.241	13.101
2	14:32:01.521	<b>49.763</b>	+0.252	14.798	21.994	12.961
3	14:32:51.140	<b>50.619</b>	+0.118	14.762	<b>21.915</b>	12.952
4	14:33:40.935	<b>49.795</b>	+0.294	14.933	22.018	<b>12.844</b>
5	14:34:30.436	<b>49.501</b>		<b>14.717</b>	21.933	12.851
6	14:35:32.573	<b>1:02.137</b>	+12.636	14.896	34.145	13.096
<b>(219) Gustav Christensen</b>						
1	14:31:11.163	<b>51.582</b>	+2.062	16.168	22.377	13.047
2	14:32:00.867	<b>49.704</b>	+0.184	14.789	21.969	12.946
3	14:32:50.387	<b>49.520</b>		14.762	<b>21.906</b>	<b>12.862</b>
4	14:33:40.405	<b>50.018</b>	+0.498	15.031	22.046	12.941
5	14:34:30.078	<b>49.673</b>	+0.153	<b>14.740</b>	22.017	12.916
6	14:35:21.349	<b>51.271</b>	+1.761	15.151	23.204	12.916
<b>(301) Senn Lindeman</b>						
1	14:34:14.662	<b>50.670</b>	+1.090	15.636	22.025	13.009
2	14:35:04.242	<b>49.580</b>		14.812	<b>21.858</b>	<b>12.910</b>
<b>(214) Henri Möhring</b>						
1	14:31:06.866	<b>50.377</b>	+0.703	15.363	21.972	13.042
2	14:31:56.724	<b>49.858</b>	+0.184	14.811	21.965	13.082
3	14:32:46.762	<b>50.038</b>	+0.364	14.816	22.103	13.119
4	14:33:36.436	<b>49.674</b>		<b>14.778</b>	<b>21.912</b>	12.984
5	14:34:27.036	<b>50.600</b>	+0.926	15.434	22.225	<b>12.941</b>
6	14:35:17.867	<b>50.831</b>	+1.157	15.651	22.133	13.047
<b>(274) Bruno Kortekaas</b>						
1	14:34:18.670	<b>50.939</b>	+1.187	15.598	22.310	13.031
2	14:35:08.422	<b>49.752</b>		<b>14.813</b>	<b>22.009</b>	<b>12.930</b>
<b>(237) William Sterup Nielsen</b>						
1	14:31:10.105	<b>51.446</b>	+1.686	15.973	22.258	13.215
2	14:32:00.047	<b>49.942</b>	+0.182	14.856	<b>22.047</b>	13.039
3	14:32:50.046	<b>49.999</b>	+0.239	14.820	22.075	13.104
4	14:33:39.952	<b>49.906</b>	+0.146	14.868	22.073	<b>12.965</b>
5	14:34:29.712	<b>49.760</b>		<b>14.709</b>	22.080	12.971
6	14:35:19.971	<b>50.259</b>	+0.499	14.835	22.220	13.204
<b>(241) Damian Luca Zeller</b>						
1	14:31:07.258	<b>51.961</b>	+2.142	15.767	22.748	13.446
2	14:31:57.090	<b>49.832</b>	+0.013	14.823	22.042	<b>12.967</b>
3	14:32:46.990	<b>49.900</b>	+0.081	14.787	<b>21.939</b>	13.174
4	14:33:36.809	<b>49.819</b>		<b>14.774</b>	22.010	13.035
5	14:34:26.684	<b>49.875</b>	+0.056	14.819	21.973	13.083
6	14:35:18.931	<b>52.247</b>	+2.428	15.802	23.344	13.101
<b>(225) Noel Mannsperger</b>						
1	14:34:13.783	<b>50.823</b>	+0.963	15.622	22.200	13.001
2	14:35:03.653	<b>49.870</b>		<b>14.855</b>	<b>22.024</b>	<b>12.991</b>
<b>(249) Jonas Hubacek</b>						
1	14:31:09.876	<b>52.621</b>	+2.679	16.808	22.430	13.383
2	14:31:59.898	<b>50.023</b>	+0.081	14.855	22.125	13.043
3	14:32:49.976	<b>50.078</b>	+0.136	<b>14.779</b>	22.140	13.159
4	14:33:41.756	<b>51.780</b>	+1.838	15.900	22.702	13.178
5	14:34:31.698	<b>49.942</b>		14.856	<b>22.049</b>	13.037
6	14:35:22.290	<b>50.592</b>	+0.650	14.884	22.693	<b>13.015</b>
<b>(294) Leo Klok</b>						
1	14:31:08.982	<b>51.106</b>	+1.151	15.814	22.279	13.013
2	14:31:59.031	<b>50.049</b>	+0.094	14.967	22.043	13.039
3	14:32:49.225	<b>50.194</b>	+0.239	14.920	<b>22.039</b>	13.235
4	14:33:40.671	<b>51.446</b>	+1.491	16.337	22.110	12.944
5	14:34:30.626	<b>49.955</b>		<b>14.843</b>	22.224	<b>12.888</b>
6	14:35:21.910	<b>51.284</b>	+1.329	14.923	23.351	13.010
<b>(220) Neo Knapp</b>						
1	14:31:08.601	<b>51.215</b>	+1.251	15.447	22.696	13.072
2	14:31:58.843	<b>50.242</b>	+0.278	<b>14.754</b>	22.442	13.046
3	14:32:49.273	<b>50.430</b>	+0.466	14.766	<b>22.117</b>	13.557
4	14:33:39.526	<b>50.253</b>	+0.289	15.045	22.137	13.071

Lap	Time of Day	Lap Tm	Diff	S1 Tm	S2 Tm	S3 Tm
5	14:34:29.490	<b>49.964</b>		14.764	22.184	<b>13.016</b>
6	14:35:20.187	<b>50.697</b>	+0.733	15.010	22.559	13.128
<b>(224) Paul Bernhard</b>						
1	14:34:11.910	<b>51.075</b>	+1.066	15.682	22.354	13.039
2	14:35:01.919	<b>50.009</b>		14.896	<b>22.123</b>	<b>12.990</b>
<b>(209) Alexandre Mgaloblishvili</b>						
1	14:31:13.396	<b>51.719</b>	+1.705	16.296	22.175	13.248
2	14:32:03.866	<b>50.470</b>	+0.456	15.018	22.363	13.089
3	14:32:53.880	<b>50.014</b>		<b>14.840</b>	<b>22.041</b>	13.133
4	14:33:44.278	<b>50.398</b>	+0.384	14.855	22.447	13.096
5	14:34:34.785	<b>50.507</b>	+0.493	14.935	22.497	<b>13.075</b>
6	14:35:25.566	<b>50.781</b>	+0.767	14.845	22.594	13.342
<b>(317) Kilian Kommer</b>						
1	14:31:13.203	<b>52.187</b>	+2.163	16.273	22.589	13.325
2	14:32:03.665	<b>50.462</b>	+0.438	15.034	22.331	13.097
3	14:32:53.689	<b>50.024</b>		14.864	<b>22.108</b>	<b>13.052</b>
4	14:33:44.047	<b>50.358</b>	+0.334	14.862	22.243	13.253
5	14:34:35.115	<b>51.068</b>	+1.044	15.014	22.811	13.243
6	14:35:25.667	<b>50.552</b>	+0.528	<b>14.829</b>	22.624	13.099
<b>(255) Alex Huizer</b>						
1	14:34:59.222	<b>50.203</b>		15.423	<b>22.043</b>	<b>12.737</b>
<b>(320) Storm Van Rossum</b>						
1	14:31:26.831	<b>51.997</b>	+1.743	15.614	22.503	13.880
2	14:32:16.085	<b>50.254</b>		14.939	<b>22.217</b>	<b>13.098</b>
3	14:33:06.683	<b>50.598</b>	+0.344	14.946	22.382	13.270
4	14:33:57.086	<b>50.403</b>	+0.149	14.869	22.308	13.226
5	14:34:47.557	<b>50.471</b>	+0.217	<b>14.843</b>	22.423	13.205
6	14:35:38.912	<b>51.355</b>	+1.101	14.863	22.462	14.030
<b>(275) Mico Lionn Schweers</b>						
1	14:31:07.837	<b>51.452</b>	+1.181	16.065	22.325	13.062
2	14:31:58.169	<b>50.332</b>	+0.061	<b>14.943</b>	22.285	13.104
3	14:32:48.652	<b>50.483</b>	+0.212	15.030	22.260	13.193
4	14:33:38.923	<b>50.271</b>		14.965	<b>22.102</b>	13.204
5	14:34:29.358	<b>50.435</b>	+0.164	15.010	22.297	13.128
6	14:35:23.570	<b>54.212</b>	+3.941	15.785	25.377	<b>13.050</b>
<b>(247) Ben Schumacher</b>						
1	14:31:11.696	<b>52.240</b>	+1.931	16.162	22.864	13.214
2	14:32:02.624	<b>50.928</b>	+0.619	15.066	22.572	13.290
3	14:32:53.202	<b>50.578</b>	+0.269	15.150	22.230	13.198
4	14:33:43.511	<b>50.309</b>		14.951	<b>22.229</b>	<b>13.129</b>
5	14:34:33.886	<b>50.375</b>	+0.066	<b>14.905</b>	22.309	13.161
6	14:35:24.562	<b>50.676</b>	+0.367	14.986	22.432	13.258
<b>(246) Marvin Zimmermann</b>						
1	14:31:16.603	<b>53.591</b>	+3.248	16.393	23.630	13.568
2	14:32:07.955	<b>51.352</b>	+1.009	15.075	22.871	13.406
3	14:32:58.973	<b>51.018</b>	+0.675	15.319	<b>22.348</b>	13.351
4	14:33:49.806	<b>50.833</b>	+0.490	15.110	22.636	13.087
5	14:34:40.149	<b>50.343</b>		<b>14.885</b>	22.409	<b>13.049</b>
6	14:35:30.900	<b>50.751</b>	+0.408	14.991	22.546	13.214
<b>(266) Lean Kircher</b>						
1	14:31:16.850	<b>52.814</b>	+2.436	16.070	23.443	13.301
2	14:32:08.119	<b>51.269</b>	+0.891	15.120	22.860	13.289
3	14:32:59.060	<b>50.941</b>	+0.563	15.269	22.658	<b>13.014</b>
4	14:33:49.951	<b>50.891</b>	+0.513	15.134	22.612	13.145
5	14:34:40.329	<b>50.378</b>		14.982	<b>22.245</b>	13.151
6	14:35:31.015	<b>50.686</b>	+0.308	<b>14.979</b>	22.473	13.234
<b>(223) Alexandr Machač</b>						
1	14:31:11.024	<b>52.617</b>	+2.132	16.409	22.739	13.469
2	14:32:02.469	<b>51.445</b>	+0.960	15.311	22.799	13.335
3	14:32:53.124	<b>50.655</b>	+0.170	<b>14.863</b>	22.510	13.282
4	14:33:43.921	<b>50.797</b>	+0.312	14.951	22.570	13.276
5	14:34:34.406	<b>50.485</b>		14.964	<b>22.379</b>	<b>13.142</b>
6	14:35:25.369	<b>50.963</b>	+0.478	14.990	22.701	13.272

Orbits



INT. ADAC Kartrennen Kerpen

DMKM - Mini

Erftlandring Kerpen 1,110 Km

Test-Session 3

19.07.2024 14:30

Practice (15:00 Time) started at 14:30:05

Lap	Time of Day	Lap Tm	Diff	S1 Tm	S2 Tm	S3 Tm	Lap	Time of Day	Lap Tm	Diff	S1 Tm	S2 Tm	S3 Tm
<b>(325) Amelie Heuwers</b>													
1	14:31:21.602	<b>54.070</b>	+3.556	16.737	23.516	13.817							
2	14:32:12.698	<b>51.096</b>	+0.582	15.232	22.431	13.433							
3	14:33:03.327	<b>50.629</b>	+0.115	14.846	22.388	13.395							
4	14:33:54.008	<b>50.681</b>	+0.167	14.830	<b>22.379</b>	13.472							
5	14:34:45.417	<b>51.409</b>	+0.895	15.176	22.585	13.648							
6	14:35:35.931	<b>50.514</b>		<b>14.792</b>	22.452	<b>13.270</b>							
<b>(261) Semih Bektas</b>													
1	14:35:00.543	<b>50.525</b>		15.352	<b>22.187</b>	<b>12.986</b>							
<b>(211) Presian Stoyanov</b>													
1	14:31:15.151	<b>52.639</b>	+1.986	16.333	22.932	13.374							
2	14:32:06.225	<b>51.074</b>	+0.421	15.011	22.616	13.447							
3	14:32:56.882	<b>50.657</b>	+0.004	<b>14.931</b>	22.575	13.151							
4	14:33:47.535	<b>50.653</b>		14.958	<b>22.420</b>	13.275							
5	14:34:38.329	<b>50.794</b>	+0.141	15.052	22.602	<b>13.140</b>							
<b>(222) Carlos Nees</b>													
1	14:34:08.403	<b>51.433</b>	+0.699	15.849	22.092	13.492							
2	14:34:59.137	<b>50.734</b>		15.259	22.573	<b>12.902</b>							
<b>(244) Milan Rossi</b>													
1	14:34:58.815	<b>50.842</b>		15.558	22.129	<b>13.155</b>							
<b>(319) Tim Feldmann</b>													
1	14:31:19.700	<b>54.538</b>	+3.496	17.585	23.264	13.689							
2	14:32:11.527	<b>51.827</b>	+0.785	15.242	23.290	<b>13.295</b>							
3	14:33:02.753	<b>51.226</b>	+0.184	15.273	22.613	13.340							
4	14:33:53.795	<b>51.042</b>		<b>15.019</b>	22.648	13.375							
5	14:34:45.667	<b>51.872</b>	+0.830	15.214	22.762	13.896							
<b>(318) Oscar Beumers</b>													
1	14:31:17.297	<b>52.633</b>	+1.577	16.321	23.022	13.290							
2	14:32:08.353	<b>51.056</b>		15.153	<b>22.660</b>	13.243							
3	14:32:59.660	<b>51.307</b>	+0.251	15.192	22.802	13.313							
4	14:33:50.882	<b>51.222</b>	+0.166	<b>15.042</b>	22.944	<b>13.236</b>							
5	14:34:42.412	<b>51.530</b>	+0.474	15.109	23.079	13.342							
6	14:35:33.921	<b>51.509</b>	+0.453	15.262	22.918	13.329							
<b>(322) Pelle Van Echtelt</b>													
1	14:31:16.674	<b>53.510</b>	+2.401	16.795	23.340	13.375							
2	14:32:08.024	<b>51.350</b>	+0.241	15.183	22.863	13.304							
3	14:33:00.301	<b>52.277</b>	+1.168	<b>15.079</b>	23.468	13.730							
4	14:33:51.420	<b>51.119</b>	+0.010	15.206	<b>22.586</b>	13.327							
5	14:34:42.529	<b>51.109</b>		15.079	22.729	<b>13.301</b>							
6	14:35:33.995	<b>51.466</b>	+0.357	15.293	22.850	13.323							
<b>(277) Nick Ried</b>													
1	14:34:58.704	<b>51.138</b>		15.752	<b>22.226</b>	<b>13.160</b>							
<b>(212) Jonathan Maier</b>													
1	14:31:16.311	<b>53.495</b>	+2.328	16.306	23.709	13.480							
2	14:32:07.478	<b>51.157</b>		15.135	<b>22.665</b>	13.367							
3	14:32:58.783	<b>51.305</b>	+0.138	15.061	22.762	13.482							
4	14:33:50.525	<b>51.742</b>	+0.575	15.145	23.235	<b>13.362</b>							
5	14:34:42.332	<b>51.807</b>	+0.640	<b>15.018</b>	23.176	13.613							
6	14:35:33.821	<b>51.489</b>	+0.322	15.140	22.736	13.613							
<b>(321) Edin Keserovic</b>													
1	14:35:00.464	<b>51.184</b>		15.707	<b>22.284</b>	<b>13.193</b>							
<b>(221) Devin Titz</b>													
1	14:31:28.757	<b>1:05.055</b>	+12.069	19.790	27.648	17.617							
2	14:32:34.899	<b>1:06.142</b>	+13.156	19.525	29.085	17.532							
3	14:33:32.349	<b>57.450</b>	+4.464	17.717	24.561	15.172							
4	14:34:25.335	<b>52.936</b>		16.110	<b>22.783</b>	14.093							
5	14:35:19.725	<b>54.390</b>	+1.404	16.982	23.773	<b>13.635</b>							



### DMKM - Mini

### Test-Session 4

Track length: 1.110 Km


Session Started: 17:10:02

Best Lap by: 244 - Milan Rossi - 49.492

Rank	#	Driver	Nat	Sponsor Entrant	Nat	License E-License	Make	laps	Best Lap	Diff	In Lap	Penalty
1	244	Milan Rossi	DEU	Lanari Racing Team	DEU	NKA13619 KBF17166	KR/IAME/Vega	14	49.492		3	
2	214	Henri Möhring	DEU	ADAC Hessen-Thüringen e.V. TB Racing Team	DEU	NKA16972 KBF38262	KR/IAME/Vega	17	49.569	0.077	7	
3	221	Devin Titz	DEU	CRG Holland	NLD	NKA14835 IBL15521	CRG/TM/Vega	13	49.634	0.142	3	
4	219	Gustav Christensen	SWE	CRG Holland	NLD	NKA133604 IBL15521	CRG/TM/Vega	17	49.668	0.176	4	
5	301	Senn Lindeman	NLD	Paauwer Kart Racing	NLD	NKA50470 IBL19655006	Birel ART/TM/Vega	17	49.680	0.188	3	
6	255	Alex Huizer	NLD	CRG Holland	NLD	NKA52410 IBL15521007	CRG/TM /Vega	18	49.687	0.195	7	
7	222	Carlos Nees	DEU	NEES RACING	DEU	NKA17874 KBF17863	KR/IAME/Vega	10	49.744	0.252	3	
8	241	Damian Luca Zeller	DEU	APEX Performance	DEU	NKA28615 KBF38438	Maranello/TM/Vega	16	49.748	0.256	9	
9	237	William Sterup Nielsen	DNK	CRG-Deutschland	DEU	NKA95174 KBF42811	CRG/TM/Vega	16	49.789	0.297	6	
10	294	Leo Klok	NLD	Miranda Klok-Holtjer	NLD	NKA52623 BEK52403	Oberon/IAME/Vega	17	49.882	0.390	15	
11	317	Kilian Kommer	DEU	RMW Motorsport GmbH	DEU	10717 BIF39010	OTK/TM/Vega	16	49.884	0.392	3	
12	261	Semih Bektas	DEU	Lanari Racing Team	DEU	NKA42993 BIC17166	KR/IAME/Vega	14	49.900	0.408	3	
13	285	Felix Gronneck	DEU	CRG Holland	NLD	NKA16373 IBL15521007	CRG/TM/Vega	18	49.914	0.422	4	
14	224	Paul Bernhard	DEU	Valier Motorsport	DEU	NKA41687 KBF39300	Energy/TM/Vega	17	49.929	0.437	13	
15	225	Noel Mannsperger	DEU	NEES RACING	DEU	NKA11122 KBF17863	KR/IAME/Vega	15	49.981	0.489	4	
16	321	Edin Keserovic	DEU	Lanari Racing Team	DEU	NKA12345 KBF42334	KR/IAME/Vega	14	50.001	0.509	5	
17	274	Bruno Kortekaas	NLD	CRG Holland	NLD	NKA52405 IBL15521007	CRG/TM/Vega	14	50.002	0.510	11	
18	220	Neo Knapp	DEU	Team NKS	DEU	NKA11204 KBF42057	DR/TM/Vega	17	50.078	0.586	3	
19	277	Nick Ried	DEU	Lanari Racing Team	DEU	NKA10695 KBF17166	KR/IAME/Vega	14	50.115	0.623	14	
20	249	Jonas Hubacek	CZE	Michal Hubacek	CZE	NKA24AS0050 IBL24AT00121	MS KART/TM/Vega	17	50.144	0.652	15	
21	247	Ben Schumacher	DEU	ADAC Team Weser-Ems e.V. CRG Holland	NLD	NKA10666 IBL15521008	CRG/TM/Vega	18	50.188	0.696	3	
22	211	Presian Stoyanov	DEU	ADAC Berlin-Brandenburg e.V. TR Motorsport	DEU	NKA30339 KBF42809	RS/IAME/Vega	15	50.209	0.717	5	
23	275	Mico Lionn Schweers	DEU	Swantje Schweers	DEU	NKA26817 BEK26817	Oberon/IAME/Vega	18	50.236	0.744	4	
24	266	Lean Kircher	DEU	ADAC Hessen-Thüringen e.V. Ebert Motorsport	DEU	NKA25532 KBF38528	Alonso Kart/TM/Vega	18	50.269	0.777	7	
25	209	Alexandre Mgaloblishvili	GEO	CRG Deutschland	DEU	NKA230055 KBF18122	CRG/TM/Vega	18	50.290	0.798	14	
26	320	Storm Van Rossum	NLD	Thomas van Rossum	NLD	NKA48829 IEL48821	Parolin/IAME/Vega	18	50.354	0.862	15	
27	325	Amelie Heuwers	DEU	Team Hemkemeyer	DEU	NA38881 KBF42853	Tony Kart/TM/Vega	9	50.402	0.910	2	
28	223	Alexandr Machač	CZE	SIM-ON	DEU	NTG C24AS0666 KBF39246	Drago Corse/TM/Vega	17	50.548	1.056	5	
29	246	Marvin Zimmermann	DEU	NEES RACING	DEU	NKA10834 KBF17863	KR/IAME/Vega	17	50.599	1.107	17	
30	322	Pelle Van Echtelt	NLD	Michael van Echtelt	NLD	ITD-C52456 IDC52459	Parolin/IAME/Vega	17	50.604	1.112	3	
31	318	Oscar Beumers	DEU	MSC-Langenfeld e. V. im ADAC Beumers, Oscar	DEU	NKA44755 BIC16950	Falcon/IAME/Vega	15	50.710	1.218	6	
32	212	Jonathan Maier	DEU	7L-Performance	DEU	NKA41248 KBF38668	Tony Kart/TM/Vega	16	50.979	1.487	8	
33	319	Tim Feldmann	DEU	Falcon Racing Team	DEU	NKA44998 IBL12133007	Falcon /IAME/Vega	15	52.764	3.272	13	

Timekeeper  
M.Riehmers

Race Director  
H.Seidel



INT. ADAC Kartrennen Kerpen

DMKM - Mini

Erftlandring Kerpen 1,110 Km

Test-Session 4

19.07.2024 17:10

Practice (15:00 Time) started at 17:10:02

Lap	Time of Day	Lap Tm	Diff	S1 Tm	S2 Tm	S3 Tm
[244] Milan Rossi						
1	17:14:10.370	51.223	+1.731	15.899	22.146	13.178
2	17:15:00.310	49.940	+0.448	14.882	22.023	13.035
3	17:15:49.802	49.492		14.765	21.836	12.901
4	17:16:39.869	50.067	+0.575	14.980	21.925	13.162
5	17:17:29.886	50.017	+0.525	15.008	22.008	13.001
6	17:18:19.441	49.555	+0.063	14.817	21.802	12.936
7	17:19:08.950	49.509	+0.017	14.815	21.818	12.876
8	17:20:41.060	1:32.110	+42.618	14.835	22.041	55.234
9	17:21:31.773	50.713	+1.221	15.273	21.999	13.441
10	17:22:21.465	49.692	+0.200	14.934	21.821	12.937
11	17:23:11.302	49.837	+0.345	14.886	21.953	12.998
12	17:24:01.017	49.715	+0.223	14.843	21.957	12.915
13	17:24:50.548	49.531	+0.039	14.817	21.884	12.830
14	17:25:40.896	50.348	+0.856	14.851	22.332	13.165

Lap	Time of Day	Lap Tm	Diff	S1 Tm	S2 Tm	S3 Tm
[214] Henri Möhring						
1	17:11:42.788	51.476	+1.907	15.519	22.873	13.084
2	17:12:33.209	50.421	+0.852	14.841	22.437	13.143
3	17:13:22.965	49.766	+0.187	14.890	21.890	12.976
4	17:14:12.747	49.782	+0.213	14.729	22.074	12.979
5	17:15:02.949	50.202	+0.633	14.781	21.936	13.485
6	17:15:52.705	49.766	+0.187	14.904	21.891	12.961
7	17:16:42.274	49.569		14.723	21.923	12.923
8	17:17:32.038	49.764	+0.195	14.888	22.043	12.933
9	17:18:22.185	50.147	+0.578	14.912	21.946	13.289
10	17:19:11.932	49.747	+0.178	14.796	21.956	12.995
11	17:20:04.842	1:33.910	+44.341	14.848	21.977	57.085
12	17:21:36.115	50.273	+0.704	15.204	22.055	13.014
13	17:22:25.955	49.840	+0.271	14.893	21.978	12.969
14	17:23:15.962	50.007	+0.438	15.262	21.819	12.926
15	17:24:05.726	49.764	+0.195	14.784	21.912	13.068
16	17:24:55.457	49.731	+0.162	14.771	21.955	13.005
17	17:25:45.347	49.890	+0.321	14.829	22.133	12.928

Lap	Time of Day	Lap Tm	Diff	S1 Tm	S2 Tm	S3 Tm
[221] Devin Titz						
1	17:11:17.120	51.836	+2.202	15.720	23.144	12.972
2	17:12:07.846	50.726	+1.092	15.563	22.236	12.927
3	17:12:57.480	49.634		14.754	22.058	12.822
4	17:13:48.097	50.617	+0.983	14.734	23.018	12.865
5	17:14:38.288	50.191	+0.557	14.903	22.247	13.041
6	17:15:28.661	50.373	+0.739	14.919	22.482	12.972
7	17:17:08.463	1:39.802	+50.168	14.775	22.110	1:02.917
8	17:18:05.188	56.725	+7.091	18.612	23.927	14.186
9	17:19:03.709	58.521	+8.887	17.917	25.856	14.748
10	17:20:00.228	56.519	+6.885	18.290	23.941	14.288
11	17:20:51.436	51.208	+1.574	16.182	22.034	12.992
12	17:21:41.895	50.469	+0.825	14.898	22.317	13.244
13	17:22:31.862	49.967	+0.333	14.944	22.091	12.932

Lap	Time of Day	Lap Tm	Diff	S1 Tm	S2 Tm	S3 Tm
[219] Gustav Christensen						
1	17:11:08.527	52.168	+2.490	16.650	22.499	13.009
2	17:11:58.964	50.437	+0.769	15.278	22.221	12.938
3	17:12:48.936	49.972	+0.304	14.781	22.251	12.940
4	17:13:38.604	49.668		14.786	21.952	12.930
5	17:14:29.079	50.475	+0.807	14.841	22.187	13.447
6	17:15:19.099	50.020	+0.352	14.934	22.146	12.940
7	17:16:09.009	49.910	+0.242	14.824	22.154	12.932
8	17:16:59.152	50.143	+0.475	14.922	22.302	12.919
9	17:17:48.948	49.796	+0.128	14.760	22.122	12.914
10	17:18:38.734	49.786	+0.118	14.837	22.095	12.854
11	17:19:29.248	50.514	+0.846	14.784	22.299	13.431
12	17:20:19.662	50.414	+0.746	15.232	22.134	13.048
13	17:21:09.813	50.151	+0.483	14.834	22.156	13.161
14	17:22:00.082	50.269	+0.601	15.043	22.186	13.040
15	17:22:49.955	49.873	+0.205	14.765	22.045	13.063
16	17:23:34.284	1:44.329	+54.661	14.996	22.222	1:07.111
17	17:25:24.612	50.328	+0.660	15.200	22.156	12.972

Lap	Time of Day	Lap Tm	Diff	S1 Tm	S2 Tm	S3 Tm
[301] Senn Lindeman						
1	17:11:18.484	51.164	+1.484	15.707	22.496	12.961
2	17:12:10.022	51.538	+1.858	15.078	23.304	13.156
3	17:12:59.702	49.680		14.695	21.987	12.998

Lap	Time of Day	Lap Tm	Diff	S1 Tm	S2 Tm	S3 Tm
4	17:13:49.509	49.807	+0.127	14.709	21.996	13.102
5	17:14:39.967	50.458	+0.778	15.036	22.171	13.251
6	17:15:29.984	50.017	+0.337	14.899	22.098	13.020
7	17:16:20.350	50.366	+0.686	14.899	22.151	13.316
8	17:17:10.536	50.186	+0.506	15.035	22.124	13.027
9	17:18:00.790	50.254	+0.574	14.999	22.175	13.080
10	17:19:42.623	1:41.833	+52.163	15.044	22.144	1:04.645
11	17:20:33.449	50.826	+1.146	15.779	22.010	13.037
12	17:21:23.474	50.025	+0.345	14.885	22.061	13.079
13	17:22:13.386	49.912	+0.232	14.854	22.028	13.030
14	17:23:03.811	50.425	+0.745	14.825	22.329	13.271
15	17:23:53.953	50.142	+0.462	15.106	22.047	12.989
16	17:24:44.222	50.269	+0.589	14.814	22.470	12.985
17	17:25:34.295	50.073	+0.393	14.953	22.100	13.020

Lap	Time of Day	Lap Tm	Diff	S1 Tm	S2 Tm	S3 Tm
[255] Alex Huizer						
1	17:11:09.037	52.291	+2.604	16.438	22.836	13.017
2	17:11:59.136	50.099	+0.412	14.926	22.186	12.987
3	17:12:49.126	49.990	+0.303	14.759	22.216	13.015
4	17:13:38.877	49.751	+0.064	14.778	22.112	12.861
5	17:14:29.324	50.447	+0.760	14.752	22.397	13.298
6	17:15:19.477	50.163	+0.466	15.169	22.127	12.857
7	17:16:09.164	49.687		14.776	22.028	12.883
8	17:16:59.066	49.902	+0.215	14.829	22.139	12.934
9	17:17:48.760	49.694	+0.007	14.728	22.118	12.848
10	17:18:38.613	49.853	+0.166	14.801	22.178	12.874
11	17:19:29.399	50.786	+1.099	14.757	22.334	13.695
12	17:20:19.636	50.237	+0.550	14.963	22.174	13.100
13	17:21:09.849	50.213	+0.526	15.063	22.154	12.996
14	17:21:59.846	49.997	+0.310	14.891	22.173	12.933
15	17:22:49.758	49.912	+0.225	14.816	22.164	12.932
16	17:23:40.434	50.676	+0.989	15.325	22.227	13.124
17	17:24:30.384	49.950	+0.263	14.831	22.162	12.957
18	17:25:20.326	49.942	+0.255	14.844	22.163	12.935

Lap	Time of Day	Lap Tm	Diff	S1 Tm	S2 Tm	S3 Tm
[222] Carlos Nees						
1	17:11:17.366	51.591	+1.847	15.684	22.946	12.961
2	17:12:07.503	50.137	+0.393	15.193	22.112	12.832
3	17:12:57.247	49.744		14.777	22.031	12.936
4	17:13:47.946	50.699	+0.955	14.756	23.036	12.907
5	17:15:43.955	1:56.009	+1:06.265	14.892	22.585	1:18.532
6	17:16:34.379	50.424	+0.680	15.356	22.083	12.985
7	17:17:24.186	49.807	+0.063	14.692	22.168	12.947
8	17:18:13.966	49.780	+0.036	14.762	21.902	13.116
9	17:19:04.188	50.222	+0.478	14.864	21.985	13.373
10	17:20:00.063	55.875	+6.131	19.145	22.567	14.163

Lap	Time of Day	Lap Tm	Diff	S1 Tm	S2 Tm	S3 Tm
[241] Damian Luca Zeller						
1	17:11:16.250	58.930	+9.182	20.079	23.650	15.201
2	17:13:07.487	1:51.237	+1:01.489	16.667	40.622	53.948
3	17:14:13.454	1:05.967	+16.219	17.623	32.490	15.854
4	17:15:04.056	50.602	+0.854	14.943	22.372	13.287
5	17:15:54.350	50.294	+0.546	14.752	22.276	13.266
6	17:16:44.357	50.007	+0.259	14.870	22.097	13.040
7	17:17:34.339	49.982	+0.234	14.834	22.047	13.101
8	17:18:24.260	49.921	+0.173	14.847	22.009	13.065
9	17:19:14.008	49.748		14.845	21.893	13.010
10	17:20:03.894	49.886	+			

INT. ADAC Kartrennen Kerpen

DMKM - Mini

Erftlandring Kerpen 1,110 Km

Test-Session 4

19.07.2024 17:10

Practice (15:00 Time) started at 17:10:02

Lap	Time of Day	Lap Tm	Diff	S1 Tm	S2 Tm	S3 Tm
9	17:20:00.756	<b>50.367</b>	+0.578	14.931	22.311	13.125
10	17:20:51.140	<b>50.384</b>	+0.595	14.927	22.356	13.101
11	17:21:41.756	<b>50.616</b>	+0.827	15.011	22.352	13.253
12	17:22:32.067	<b>50.311</b>	+0.522	14.992	22.332	12.987
13	17:23:22.659	<b>50.592</b>	+0.803	14.994	22.444	13.154
14	17:24:12.667	<b>50.008</b>	+0.219	14.857	22.067	13.084
15	17:25:02.526	<b>49.859</b>	+0.070	14.813	<b>22.008</b>	13.038
16	17:25:52.814	<b>50.288</b>	+0.499	14.888	22.335	13.065

Lap	Time of Day	Lap Tm	Diff	S1 Tm	S2 Tm	S3 Tm
12	17:20:31.922	<b>50.377</b>	+0.463	15.065	22.195	13.117
13	17:21:22.085	<b>50.163</b>	+0.249	14.836	22.219	13.108
14	17:22:12.603	<b>50.518</b>	+0.604	14.979	22.360	13.179
15	17:23:03.148	<b>50.545</b>	+0.631	14.909	22.339	13.297
16	17:23:53.482	<b>50.334</b>	+0.420	14.965	22.197	13.172
17	17:24:44.414	<b>50.932</b>	+1.018	15.579	22.249	13.104
18	17:25:34.584	<b>50.170</b>	+0.256	14.920	22.189	13.061

(294) Leo Klok

1	17:11:44.620	<b>51.327</b>	+1.446	15.857	22.395	13.075
2	17:12:34.773	<b>50.153</b>	+0.271	14.952	22.173	13.028
3	17:13:24.779	<b>50.006</b>	+0.124	14.935	22.096	12.975
4	17:14:14.826	<b>50.047</b>	+0.165	14.914	22.129	13.004
5	17:15:04.770	<b>49.944</b>	+0.062	14.904	22.100	<b>12.940</b>
6	17:15:54.924	<b>50.154</b>	+0.272	14.865	22.301	12.988
7	17:16:45.034	<b>50.110</b>	+0.228	14.906	22.046	13.158
8	17:17:35.319	<b>50.285</b>	+0.403	14.983	22.315	12.987
9	17:18:25.953	<b>50.634</b>	+0.752	14.920	22.695	13.019
10	17:19:15.969	<b>50.016</b>	+0.134	14.870	22.147	12.999
11	17:20:06.089	<b>50.120</b>	+0.238	14.912	22.165	13.043
12	17:20:56.191	<b>50.102</b>	+0.220	14.942	22.165	12.995
13	17:21:46.204	<b>50.013</b>	+0.131	14.887	22.125	13.001
14	17:22:36.197	<b>49.993</b>	+0.111	14.933	22.036	13.024
15	17:23:26.079	<b>49.882</b>		<b>14.860</b>	<b>21.981</b>	13.041
16	17:24:16.054	<b>49.975</b>	+0.093	14.904	22.067	13.004
17	17:25:05.986	<b>49.932</b>	+0.050	14.887	22.030	13.015

(224) Paul Bernhard

1	17:11:15.352	<b>56.769</b>	+6.840	17.493	24.482	14.794
2	17:12:11.757	<b>56.405</b>	+6.476	17.073	24.468	14.864
3	17:13:08.386	<b>56.629</b>	+6.700	16.784	24.429	15.416
4	17:14:05.813	<b>57.427</b>	+7.498	17.462	24.910	15.055
5	17:15:02.618	<b>56.805</b>	+6.876	17.218	24.309	15.278
6	17:15:54.236	<b>51.618</b>	+1.689	15.312	23.045	13.261
7	17:16:44.872	<b>50.636</b>	+0.707	15.234	22.343	13.059
8	17:17:35.548	<b>50.676</b>	+0.747	14.983	22.712	12.981
9	17:18:26.255	<b>50.707</b>	+0.778	14.785	22.668	13.254
10	17:19:16.404	<b>50.149</b>	+0.220	14.893	22.222	13.034
11	17:20:06.611	<b>50.207</b>	+0.278	14.905	22.248	13.054
12	17:20:56.655	<b>50.044</b>	+0.115	<b>14.781</b>	22.215	13.048
13	17:21:46.584	<b>49.929</b>		14.850	<b>22.086</b>	12.993
14	17:22:36.665	<b>50.081</b>	+0.152	14.884	22.225	<b>12.972</b>
15	17:23:26.706	<b>50.041</b>	+0.112	14.857	22.089	13.095
16	17:24:17.166	<b>50.460</b>	+0.531	14.972	22.325	13.163
17	17:25:07.236	<b>50.070</b>	+0.141	14.851	22.148	13.071

(317) Kilian Kommer

1	17:11:16.404	<b>52.831</b>	+2.947	16.529	22.651	13.651
2	17:12:07.230	<b>50.826</b>	+0.942	15.301	22.356	13.169
3	17:12:57.114	<b>49.834</b>		<b>14.791</b>	<b>22.056</b>	<b>13.037</b>
4	17:13:49.370	<b>52.256</b>	+2.372	16.177	22.359	13.720
5	17:14:40.152	<b>50.782</b>	+0.898	14.966	22.252	13.564
6	17:15:30.603	<b>50.451</b>	+0.567	14.965	22.370	13.116
7	17:16:21.282	<b>50.679</b>	+0.795	15.298	22.274	13.107
8	17:17:11.747	<b>50.465</b>	+0.581	14.839	22.424	13.202
9	17:18:02.373	<b>50.626</b>	+0.742	14.912	22.542	13.172
10	17:18:53.269	<b>50.896</b>	+1.012	15.034	22.702	13.160
11	17:20:42.761	<b>1:49.492</b>	+59.608	15.058	22.438	1:11.996
12	17:21:34.106	<b>51.345</b>	+1.461	15.500	22.492	13.353
13	17:22:24.576	<b>50.470</b>	+0.586	14.950	22.316	13.204
14	17:23:15.128	<b>50.552</b>	+0.668	14.911	22.339	13.302
15	17:24:05.624	<b>1:38.496</b>	+48.612	15.003	22.583	1:00.910
16	17:25:46.044	<b>52.420</b>	+2.536	16.565	22.733	13.122

(225) Noel Mannsperger

1	17:13:37.951	<b>51.234</b>	+1.253	16.076	22.175	12.983
2	17:14:28.945	<b>50.994</b>	+1.013	15.199	22.394	13.401
3	17:15:19.415	<b>50.470</b>	+0.489	15.266	22.215	12.989
4	17:16:09.396	<b>49.981</b>		14.982	22.118	<b>12.881</b>
5	17:16:59.464	<b>50.068</b>	+0.087	<b>14.841</b>	22.235	12.992
6	17:17:49.550	<b>50.086</b>	+0.105	14.902	22.164	13.020
7	17:18:39.576	<b>50.026</b>	+0.045	14.898	<b>22.074</b>	13.054
8	17:19:29.732	<b>50.156</b>	+0.175	14.858	22.230	13.069
9	17:20:20.215	<b>50.483</b>	+0.502	15.232	22.192	13.059
10	17:21:10.662	<b>50.447</b>	+0.466	15.100	22.336	13.011
11	17:22:00.834	<b>50.172</b>	+0.191	14.984	22.157	13.031
12	17:22:51.212	<b>50.378</b>	+0.397	15.030	22.297	13.051
13	17:23:41.444	<b>50.232</b>	+0.251	14.980	22.187	13.065
14	17:24:31.688	<b>50.244</b>	+0.263	14.939	22.150	13.155
15	17:25:21.881	<b>50.193</b>	+0.212	14.946	22.215	13.032

(261) Semih Bektas

1	17:14:11.127	<b>51.199</b>	+1.299	15.695	22.393	13.111
2	17:15:01.662	<b>50.535</b>	+0.635	<b>14.864</b>	<b>21.919</b>	13.752
3	17:15:51.562	<b>49.900</b>		14.885	21.971	13.044
4	17:16:41.988	<b>50.426</b>	+0.526	15.021	22.119	13.286
5	17:17:32.759	<b>50.771</b>	+0.871	15.457	22.186	13.128
6	17:18:22.980	<b>50.221</b>	+0.321	14.956	22.189	13.076
7	17:19:12.966	<b>49.986</b>	+0.086	14.874	22.155	<b>12.957</b>
8	17:20:04.304	<b>51.388</b>	+1.438	14.958	22.905	13.475
9	17:20:54.474	<b>50.170</b>	+0.270	14.882	22.108	13.180
10	17:21:44.768	<b>50.294</b>	+0.394	14.988	22.209	13.097
11	17:22:35.038	<b>50.270</b>	+0.370	14.976	22.162	13.132
12	17:24:11.136	<b>1:36.098</b>	+46.198	15.138	22.172	58.788
13	17:25:01.984	<b>50.848</b>	+0.948	15.064	22.210	13.574
14	17:25:53.460	<b>51.476</b>	+1.576	15.954	22.428	13.094

(321) Edin Keserovic

1	17:14:09.061	<b>51.560</b>	+1.559	15.927	22.363	13.270
2	17:14:59.253	<b>50.192</b>	+0.191	14.875	22.222	13.095
3	17:15:49.663	<b>50.410</b>	+0.409	14.999	22.299	13.112
4	17:16:39.804	<b>50.141</b>	+0.140	14.880	<b>22.040</b>	13.221
5	17:17:29.805	<b>50.001</b>		14.931	22.048	<b>13.022</b>
6	17:18:20.278	<b>50.473</b>	+0.472	15.102	22.203	13.168
7	17:19:10.321	<b>50.043</b>	+0.042	<b>14.803</b>	22.100	13.140
8	17:20:00.682	<b>50.361</b>	+0.360	14.882	22.341	13.138
9	17:20:51.078	<b>50.396</b>	+0.395	14.924	22.361	13.111
10	17:22:25.776	<b>1:34.698</b>	+44.697	14.970	22.280	57.448
11	17:23:16.812	<b>51.036</b>	+1.035	15.635	22.293	13.108
12	17:24:07.050	<b>50.238</b>	+0.237	14.803	22.367	13.068
13	17:24:57.124	<b>50.074</b>	+0.073	14.910	22.082	13.082
14	17:25:47.384	<b>50.260</b>	+0.259	14.934	22.295	13.031

(285) Felix Gronbeck

1	17:11:18.070	<b>53.037</b>	+3.123	16.588	23.371	13.078
2	17:12:09.885	<b>51.815</b>	+1.901	15.278	23.382	13.155
3	17:13:00.329	<b>50.444</b>	+0.530	15.188	22.208	13.048
4	17:13:50.243	<b>49.914</b>		14.854	<b>22.008</b>	13.052
5	17:14:40.604	<b>50.361</b>	+0.447	15.036	22.239	13.086
6	17:15:30.731	<b>50.127</b>	+0.213	<b>14.812</b>	22.200	13.115
7	17:16:20.833	<b>50.102</b>	+0.188	14.977	22.088	13.037
8	17:17:10.914	<b>50.081</b>	+0.167	14.934	22.125	13.022
9	17:18:00.890	<b>49.976</b>	+0.062	14.900	22.061	<b>13.015</b>
10	17:18:50.853	<b>49.963</b>	+0.049	14.823	22.013	13.127
11	17:19:41.545	<b>50.692</b>	+0.778	15.302	22.179	13.211

(274) Bruno Kortekaas

1	17:11:24.468	<b>57.238</b>	+7.236	17.442	24.336	15.460
2	17:12:22.906	<b>58.438</b>	+8.436	17.142	25.080	16.216
3	17:13:21.524	<b>58.618</b>	+8.616	18.257	25.215	15.146
4	17:14:12.409	<b>50.885</b>	+0.883	15.145	22.102	13.638
5	17:15:03.274	<b>50.865</b>	+0.863	14.866	22.150	13.849
6	17:17:08.681	<b>2:05.407</b>	+1:15.405	14.858	24.639	1:25.910
7	17:18:02.621	<b>53.940</b>	+3.938	18.608	22.335	12.997
8	17:18:52.780	<b>50.159</b>	+0.157	14.908	22.259	12.992
9	17:					

INT. ADAC Kartrennen Kerpen

DMKM - Mini

Erftlandring Kerpen 1,110 Km

Test-Session 4

19.07.2024 17:10

Practice (15:00 Time) started at 17:10:02

Lap	Time of Day	Lap Tm	Diff	S1 Tm	S2 Tm	S3 Tm
14	17:23:55.100	<b>51.005</b>	+1.003	15.246	22.492	13.267
<b>(220) Neo Knapp</b>						
1	17:11:16.051	<b>54.383</b>	+4.305	15.912	23.833	14.638
2	17:12:06.429	<b>50.378</b>	+0.300	14.825	<b>22.053</b>	13.500
3	17:12:56.507	<b>50.078</b>		<b>14.785</b>	22.242	<b>13.051</b>
4	17:13:47.485	<b>50.978</b>	+0.900	14.886	22.609	13.483
5	17:14:37.831	<b>50.346</b>	+0.268	14.869	22.337	13.140
6	17:15:28.333	<b>50.502</b>	+0.424	14.922	22.414	13.166
7	17:16:18.535	<b>50.202</b>	+0.124	14.892	22.214	13.096
8	17:17:08.987	<b>50.452</b>	+0.374	14.917	22.354	13.181
9	17:17:59.252	<b>50.265</b>	+0.187	14.897	22.201	13.167
10	17:18:49.481	<b>50.229</b>	+0.151	14.845	22.223	13.161
11	17:19:40.241	<b>50.760</b>	+0.682	15.063	22.614	13.083
12	17:20:30.498	<b>50.257</b>	+0.179	14.899	22.276	13.082
13	17:22:17.432	<b>1:46.934</b>	+56.856	14.890	22.374	1:09.670
14	17:23:08.414	<b>50.982</b>	+0.904	15.233	22.675	13.074
15	17:23:58.916	<b>50.502</b>	+0.424	14.959	22.322	13.221
16	17:24:49.451	<b>50.535</b>	+0.457	14.946	22.337	13.252
17	17:25:39.703	<b>50.252</b>	+0.174	14.950	22.163	13.139

Lap	Time of Day	Lap Tm	Diff	S1 Tm	S2 Tm	S3 Tm
<b>(277) Nick Ried</b>						
1	17:14:10.239	<b>51.339</b>	+1.224	15.812	22.388	13.139
2	17:15:01.149	<b>50.910</b>	+0.795	15.143	22.127	13.640
3	17:15:51.340	<b>50.191</b>	+0.076	14.927	22.121	13.143
4	17:16:41.623	<b>50.283</b>	+0.168	14.984	22.125	13.174
5	17:17:31.793	<b>50.170</b>	+0.055	14.918	22.185	13.067
6	17:18:22.424	<b>50.631</b>	+0.516	15.033	22.406	13.192
7	17:19:12.575	<b>50.151</b>	+0.036	14.953	22.111	13.087
8	17:20:02.748	<b>50.173</b>	+0.058	14.963	<b>22.044</b>	13.166
9	17:21:31.720	<b>1:28.972</b>	+38.857	15.008	22.251	51.713
10	17:22:22.361	<b>50.641</b>	+0.526	15.395	22.103	13.143
11	17:23:12.571	<b>50.210</b>	+0.095	14.944	22.186	13.080
12	17:24:02.800	<b>50.229</b>	+0.114	14.924	22.197	13.108
13	17:24:53.040	<b>50.240</b>	+0.125	15.002	22.153	13.085
14	17:25:43.155	<b>50.115</b>		<b>14.916</b>	22.148	<b>13.051</b>

Lap	Time of Day	Lap Tm	Diff	S1 Tm	S2 Tm	S3 Tm
<b>(249) Jonas Hubacek</b>						
1	17:11:47.647	<b>51.927</b>	+1.783	16.234	22.572	13.121
2	17:12:38.151	<b>50.504</b>	+0.360	15.096	22.183	13.225
3	17:13:28.908	<b>50.757</b>	+0.613	14.899	22.766	13.092
4	17:14:19.587	<b>50.679</b>	+0.535	14.998	22.546	13.135
5	17:15:09.913	<b>50.326</b>	+0.182	14.938	22.268	13.120
6	17:16:00.122	<b>50.209</b>	+0.065	14.924	22.242	<b>13.043</b>
7	17:16:50.437	<b>50.315</b>	+0.171	14.965	22.254	13.096
8	17:17:40.654	<b>50.217</b>	+0.073	14.910	22.178	13.129
9	17:18:31.106	<b>50.452</b>	+0.308	15.031	22.337	13.084
10	17:19:21.425	<b>50.319</b>	+0.175	14.926	22.321	13.072
11	17:20:11.679	<b>50.254</b>	+0.110	14.883	22.230	13.141
12	17:21:01.885	<b>50.206</b>	+0.062	14.827	22.257	13.122
13	17:21:52.139	<b>50.254</b>	+0.110	14.945	<b>22.156</b>	13.153
14	17:22:42.441	<b>50.302</b>	+0.158	14.928	22.204	13.170
15	17:23:32.585	<b>50.144</b>		14.898	22.198	13.048
16	17:24:22.952	<b>50.367</b>	+0.223	<b>14.807</b>	22.376	13.184
17	17:25:13.138	<b>50.186</b>	+0.042	14.892	22.246	13.048

Lap	Time of Day	Lap Tm	Diff	S1 Tm	S2 Tm	S3 Tm
<b>(247) Ben Schumacher</b>						
1	17:11:10.350	<b>52.202</b>	+2.014	16.322	22.565	13.315
2	17:12:00.946	<b>50.596</b>	+0.408	15.064	22.368	13.164
3	17:12:51.134	<b>50.188</b>		<b>14.866</b>	22.240	<b>13.082</b>
4	17:13:41.506	<b>50.372</b>	+0.184	14.883	22.344	13.145
5	17:14:31.779	<b>50.273</b>	+0.085	14.910	22.266	13.097
6	17:15:22.892	<b>51.113</b>	+0.925	15.027	22.629	13.457
7	17:16:13.363	<b>50.471</b>	+0.283	15.095	22.264	13.112
8	17:17:03.612	<b>50.249</b>	+0.061	14.903	22.225	13.121
9	17:17:53.835	<b>50.223</b>	+0.035	14.912	<b>22.154</b>	13.157
10	17:18:44.427	<b>50.592</b>	+0.404	14.957	22.203	13.432
11	17:19:34.818	<b>50.391</b>	+0.203	14.906	22.369	13.116
12	17:20:25.230	<b>50.412</b>	+0.224	15.023	22.237	13.152
13	17:21:15.602	<b>50.372</b>	+0.184	15.014	22.265	13.093
14	17:22:07.829	<b>52.227</b>	+2.039	14.931	22.382	14.914
15	17:22:58.715	<b>50.886</b>	+0.698	14.984	22.704	13.198
16	17:23:49.035	<b>50.320</b>	+0.132	14.982	22.250	13.088
17	17:24:39.420	<b>50.385</b>	+0.197	15.007	22.232	13.146

Lap	Time of Day	Lap Tm	Diff	S1 Tm	S2 Tm	S3 Tm
18	17:25:29.982	<b>50.562</b>	+0.374	15.042	22.372	13.148
<b>(211) Presian Stoyanov</b>						
1	17:12:46.984	<b>53.966</b>	+3.757	16.993	23.480	13.493
2	17:13:37.617	<b>50.633</b>	+0.424	14.968	22.416	13.249
3	17:14:29.324	<b>51.707</b>	+1.498	15.293	22.511	13.903
4	17:15:20.196	<b>50.872</b>	+0.663	15.376	22.279	13.217
5	17:16:10.405	<b>50.209</b>		14.888	<b>22.248</b>	<b>13.073</b>
6	17:17:01.078	<b>50.673</b>	+0.464	<b>14.800</b>	22.602	13.271
7	17:17:51.576	<b>50.498</b>	+0.289	14.861	22.386	13.251
8	17:18:58.374	<b>1:06.798</b>	+16.589	14.896	33.633	18.269
9	17:19:49.343	<b>50.969</b>	+0.760	15.229	22.439	13.301
10	17:20:40.398	<b>51.055</b>	+0.846	14.962	22.679	13.414
11	17:22:19.515	<b>1:39.117</b>	+48.908	15.060	22.676	1:01.381
12	17:23:10.545	<b>51.030</b>	+0.821	15.189	22.465	13.376
13	17:24:01.601	<b>51.056</b>	+0.847	14.972	22.772	13.312
14	17:24:52.459	<b>50.858</b>	+0.649	14.851	22.525	13.482
15	17:25:42.857	<b>50.398</b>	+0.189	14.854	22.413	13.131

Lap	Time of Day	Lap Tm	Diff	S1 Tm	S2 Tm	S3 Tm
<b>(275) Mico Lionn Schweers</b>						
1	17:11:08.304	<b>52.517</b>	+2.281	16.554	22.730	13.233
2	17:11:59.914	<b>51.610</b>	+1.374	15.367	23.151	13.092
3	17:12:50.197	<b>50.283</b>	+0.047	<b>14.901</b>	22.227	13.155
4	17:13:40.433	<b>50.236</b>		14.988	<b>22.124</b>	13.124
5	17:14:31.089	<b>50.656</b>	+0.420	15.006	22.468	13.182
6	17:15:21.600	<b>50.511</b>	+0.275	15.067	22.277	13.167
7	17:16:12.448	<b>50.848</b>	+0.612	14.970	22.270	13.608
8	17:17:03.021	<b>50.573</b>	+0.337	15.097	22.281	13.195
9	17:17:53.558	<b>50.537</b>	+0.301	15.014	22.323	13.200
10	17:18:44.119	<b>50.561</b>	+0.325	14.996	22.332	13.233
11	17:19:34.621	<b>50.502</b>	+0.266	15.067	22.288	13.147
12	17:20:25.150	<b>50.529</b>	+0.293	15.018	22.343	13.168
13	17:21:16.015	<b>50.865</b>	+0.629	15.216	22.531	13.118
14	17:22:06.598	<b>50.583</b>	+0.347	14.906	22.160	13.517
15	17:22:56.838	<b>50.240</b>	+0.004	15.037	22.139	<b>13.064</b>
16	17:23:47.566	<b>50.728</b>	+0.492	15.299	22.318	13.111
17	17:24:38.221	<b>50.655</b>	+0.419	15.315	22.144	13.196
18	17:25:29.150	<b>50.929</b>	+0.693	15.122	22.553	13.254

Lap	Time of Day	Lap Tm	Diff	S1 Tm	S2 Tm	S3 Tm
<b>(266) Lean Kircher</b>						
1	17:11:15.605	<b>53.609</b>	+3.340	15.898	23.089	14.622
2	17:12:05.930	<b>50.325</b>	+0.056	15.006	22.260	13.059
3	17:12:56.436	<b>50.506</b>	+0.237	15.070	22.267	13.169
4	17:13:47.614	<b>51.178</b>	+0.909	15.225	22.882	13.071
5	17:14:38.211	<b>50.597</b>	+0.328	14.982	22.491	13.124
6	17:15:28.815	<b>50.604</b>	+0.335	15.205	22.346	<b>13.053</b>
7	17:16:19.084	<b>50.269</b>		<b>14.942</b>	<b>22.103</b>	13.224
8	17:17:09.614	<b>50.530</b>	+0.261	15.104	22.301	13.125
9	17:18:00.041	<b>50.427</b>	+0.168	15.147	22.173	13.107
10	17:18:50.808	<b>50.767</b>	+0.498	15.104	22.385	13.278
11	17:19:41.667	<b>50.869</b>	+0.590	15.171	22.530	13.158
12	17:20:32.134	<b>50.467</b>	+0.198	15.058	22.344	13.065
13	17:21:22.532					

INT. ADAC Kartrennen Kerpen

DMKM - Mini

Erftlandring Kerpen 1,110 Km

Test-Session 4

19.07.2024 17:10

Practice (15:00 Time) started at 17:10:02

Lap	Time of Day	Lap Tm	Diff	S1 Tm	S2 Tm	S3 Tm
15	17:22:58.915	<b>50.681</b>	+0.391	14.948	22.452	13.281
16	17:23:49.305	<b>50.390</b>	+0.100	14.941	22.290	13.159
17	17:24:39.787	<b>50.482</b>	+0.192	14.907	22.495	13.080
18	17:25:30.268	<b>50.481</b>	+0.191	14.889	22.545	13.047

(320) Storm Van Rossum						
Lap	Time of Day	Lap Tm	Diff	S1 Tm	S2 Tm	S3 Tm
1	17:11:24.517	<b>51.924</b>	+1.570	16.233	22.449	13.242
2	17:12:15.774	<b>51.257</b>	+0.903	14.965	22.315	13.977
3	17:13:07.353	<b>51.579</b>	+1.225	14.921	22.697	13.961
4	17:13:58.354	<b>51.001</b>	+0.647	14.950	22.774	13.277
5	17:14:48.848	<b>50.494</b>	+0.140	14.970	22.285	13.239
6	17:15:39.482	<b>50.634</b>	+0.280	15.029	22.374	13.231
7	17:16:30.570	<b>51.088</b>	+0.734	14.996	22.825	13.267
8	17:17:21.198	<b>50.628</b>	+0.274	14.942	22.427	13.259
9	17:18:11.805	<b>50.607</b>	+0.253	14.927	22.380	13.300
10	17:19:04.597	<b>52.792</b>	+2.438	15.811	23.708	13.273
11	17:19:55.192	<b>50.595</b>	+0.241	15.048	22.327	13.220
12	17:20:45.720	<b>50.528</b>	+0.174	14.914	22.250	13.364
13	17:21:37.137	<b>51.417</b>	+1.063	15.843	22.332	13.242
14	17:22:27.645	<b>50.508</b>	+0.154	14.917	22.343	13.248
15	17:23:17.999	<b>50.354</b>		14.966	<b>22.199</b>	13.189
16	17:24:08.468	<b>50.469</b>	+0.115	14.947	22.323	13.199
17	17:24:58.822	<b>50.354</b>		14.947	22.267	<b>13.180</b>
18	17:25:49.188	<b>50.366</b>	+0.012	<b>14.837</b>	22.329	13.200

(325) Amelie Heuwers						
Lap	Time of Day	Lap Tm	Diff	S1 Tm	S2 Tm	S3 Tm
1	17:11:15.372	<b>55.520</b>	+5.118	16.865	24.060	14.595
2	17:12:05.774	<b>50.402</b>		14.910	<b>22.384</b>	<b>13.108</b>
3	17:12:56.279	<b>50.505</b>	+0.103	<b>14.743</b>	22.505	13.257
4	17:14:56.362	<b>2:00.083</b>	+1:09.681	14.916	35.427	1:09.740
5	17:15:49.483	<b>53.121</b>	+2.719	16.513	22.925	13.683
6	17:17:12.406	<b>1:22.923</b>	+32.521	15.505	22.620	44.798
7	17:18:04.576	<b>52.170</b>	+1.768	15.768	22.715	13.687
8	17:18:57.942	<b>53.366</b>	+2.964	15.552	23.095	14.719
9	17:19:51.482	<b>53.540</b>	+3.138	16.392	23.289	13.859

(223) Alexandr Machač						
Lap	Time of Day	Lap Tm	Diff	S1 Tm	S2 Tm	S3 Tm
1	17:11:10.278	<b>52.927</b>	+2.379	16.672	22.920	13.335
2	17:12:01.290	<b>51.012</b>	+0.464	15.007	22.747	13.258
3	17:12:52.010	<b>50.720</b>	+0.172	14.922	22.535	13.263
4	17:13:42.620	<b>50.610</b>	+0.062	14.914	22.507	13.189
5	17:14:33.168	<b>50.548</b>		14.862	<b>22.488</b>	13.198
6	17:15:23.992	<b>50.824</b>	+0.276	15.027	22.533	13.264
7	17:16:14.606	<b>50.614</b>	+0.066	14.893	22.563	13.158
8	17:17:05.549	<b>50.943</b>	+0.395	15.045	22.676	13.222
9	17:17:56.211	<b>50.662</b>	+0.114	14.886	22.575	13.201
10	17:18:47.208	<b>50.997</b>	+0.449	<b>14.854</b>	22.658	13.485
11	17:19:53.049	<b>1:05.841</b>	+15.293	28.550	23.649	13.642
12	17:20:45.583	<b>52.534</b>	+1.986	15.287	23.088	14.159
13	17:21:40.044	<b>54.461</b>	+3.913	18.039	23.026	13.396
14	17:22:31.577	<b>51.533</b>	+0.985	15.066	22.637	13.830
15	17:23:23.072	<b>51.495</b>	+0.947	15.007	23.064	13.424
16	17:24:13.941	<b>50.869</b>	+0.321	14.974	22.740	<b>13.155</b>
17	17:25:04.948	<b>51.007</b>	+0.459	14.889	22.630	13.488

(246) Marvin Zimmermann						
Lap	Time of Day	Lap Tm	Diff	S1 Tm	S2 Tm	S3 Tm
1	17:11:13.686	<b>53.599</b>	+3.000	16.370	23.971	13.258
2	17:12:04.511	<b>50.825</b>	+0.226	14.933	22.442	13.450
3	17:12:55.394	<b>50.883</b>	+0.284	15.077	22.605	13.201
4	17:13:47.023	<b>51.629</b>	+1.030	15.621	22.643	13.365
5	17:14:38.042	<b>51.019</b>	+0.420	15.114	22.635	13.270
6	17:15:29.344	<b>51.302</b>	+0.703	<b>14.924</b>	22.902	13.476
7	17:16:20.241	<b>50.897</b>	+0.298	14.966	22.667	13.274
8	17:17:11.773	<b>53.532</b>	+2.933	15.817	24.267	13.448
9	17:18:53.326	<b>1:39.553</b>	+48.954	15.278	22.839	1:01.436
10	17:19:44.951	<b>51.625</b>	+1.026	15.763	22.610	13.252
11	17:20:35.829	<b>50.878</b>	+0.279	15.102	22.535	13.241
12	17:21:26.639	<b>50.810</b>	+0.211	15.114	22.505	<b>13.191</b>
13	17:22:17.390	<b>50.751</b>	+0.152	15.018	22.528	13.205
14	17:23:08.222	<b>50.832</b>	+0.233	15.047	22.506	13.279
15	17:23:59.391	<b>51.169</b>	+0.570	15.391	22.541	13.237
16	17:24:50.220	<b>50.829</b>	+0.230	15.100	22.490	13.239
17	17:25:40.819	<b>50.599</b>		15.035	<b>22.338</b>	13.226

(322) Pelle Van Echtelt						
Lap	Time of Day	Lap Tm	Diff	S1 Tm	S2 Tm	S3 Tm
1	17:11:17.776	<b>53.431</b>	+2.827	16.331	23.911	13.189
2	17:12:10.838	<b>53.062</b>	+2.458	15.282	24.107	13.673
3	17:13:01.442	<b>50.604</b>		<b>14.926</b>	<b>22.526</b>	<b>13.152</b>
4	17:14:21.836	<b>1:20.394</b>	+29.790	42.249	24.767	13.378
5	17:15:13.201	<b>51.365</b>	+0.761	15.267	22.849	13.249
6	17:16:04.162	<b>50.961</b>	+0.357	15.127	22.626	13.208
7	17:16:55.335	<b>51.173</b>	+0.569	15.204	22.779	13.190
8	17:17:46.496	<b>51.161</b>	+0.557	15.212	22.600	13.349
9	17:18:37.922	<b>51.426</b>	+0.822	15.299	22.789	13.338
10	17:19:29.473	<b>51.551</b>	+0.947	15.132	22.586	13.833
11	17:20:22.024	<b>52.551</b>	+1.947	16.529	22.735	13.287
12	17:21:13.447	<b>51.423</b>	+0.819	15.468	22.728	13.227
13	17:22:04.749	<b>51.302</b>	+0.698	15.210	22.785	13.307
14	17:22:55.959	<b>51.210</b>	+0.606	15.169	22.794	13.247
15	17:23:47.448	<b>51.489</b>	+0.885	15.220	22.872	13.397
16	17:24:39.053	<b>51.605</b>	+1.001	15.688	22.666	13.251
17	17:25:30.836	<b>51.783</b>	+1.179	15.254	23.191	13.338

(318) Oscar Beumers						
Lap	Time of Day	Lap Tm	Diff	S1 Tm	S2 Tm	S3 Tm
1	17:11:16.381	<b>55.459</b>	+4.749	16.339	23.631	15.489
2	17:14:30.235	<b>3:13.854</b>	+2:23.144	17.589	24.179	2:32.086
3	17:15:22.556	<b>52.321</b>	+1.611	16.302	22.710	13.309
4	17:16:13.872	<b>51.316</b>	+0.606	15.221	22.898	13.197
5	17:17:04.922	<b>51.050</b>	+0.340	15.448	<b>22.375</b>	13.227
6	17:17:55.632	<b>50.710</b>		<b>14.980</b>	22.496	13.234
7	17:18:47.034	<b>51.402</b>	+0.692	15.050	22.818	13.534
8	17:19:38.537	<b>51.503</b>	+0.793	15.280	22.749	13.474
9	17:20:29.839	<b>51.302</b>	+0.592	15.288	22.729	13.285
10	17:21:21.721	<b>51.882</b>	+1.172	15.349	23.181	13.352
11	17:22:12.757	<b>51.036</b>	+0.326	15.245	22.654	<b>13.137</b>
12	17:23:03.724	<b>50.967</b>	+0.257	15.034	22.680	13.253
13	17:23:56.097	<b>52.373</b>	+1.663	15.493	23.555	13.325
14	17:24:47.709	<b>51.612</b>	+0.902	15.221	22.915	13.476
15	17:25:39.179	<b>51.470</b>	+0.760	15.219	22.790	13.461

(212) Jonathan Maier						
Lap	Time of Day	Lap Tm	Diff	S1 Tm	S2 Tm	S3 Tm
1	17:11:51.571	<b>52.896</b>	+1.917	16.117	23.153	13.626
2	17:12:43.456	<b>51.885</b>	+0.906	15.448	22.775	13.662
3	17:13:37.414	<b>53.958</b>	+2.979	16.869	23.458	13.631
4	17:14:29.820	<b>52.406</b>	+1.427	15.872	23.152	<b>13.382</b>
5	17:15:21.000	<b>51.180</b>	+0.201	15.100	22.598	13.482
6	17:16:13.059	<b>52.059</b>	+1.080	14.994	22.802	14.263
7	17:17:04.361	<b>51.302</b>	+0.323	15.095	22.799	13.408
8	17:17:55.340	<b>50.979</b>		<b>14.991</b>	<b>22.498</b>	13.490
9	17:18:47.095	<b>51.705</b>	+0.776	14.997	23.056	13.702
10	17:19:38.847	<b>1:05.752</b>	+14.773	28.036	23.749	13.967
11	17:20:30.474	<b>52.627</b>	+1.648	15.308	23.041	14.278
12	17:21:23.023	<b>53.549</b>	+2.570	16.778	23.077	13.694
13	17:22:15.532	<b>52.509</b>	+1.530	15.436	23.161	13.912
14	17:23:07.033	<b>1:37.501</b>	+46.522	16.195	22.969	58.337
15	17:24:01.807	<b>52.774</b>	+1.795	15.927	23.047	13.800
16	17:25:54.216	<b>52.409</b>	+1.430	15.240	23.484	13.685

(319) Tim Feldmann						
Lap	Time of Day	Lap Tm	Diff	S1 Tm	S2 Tm	S3 Tm
1	17:11:20.498	<b>58.963</b>	+6.199	19.030	25.211	14.722
2	17:12:53.765	<b>1:33.267</b>	+40.503	16.657	24.168	52.442
3	17:13:49.281	<b>55.516</b>	+2.752	17.160	24.447	13.909
4	17:14:43.085	<b>53.804</b>	+1.040	16.319	23.548	13.937
5	17:15:37.178	<b>54.093</b>	+1.329	16.135	23.781	14.177
6	17:16:32.235	<b>55.057</b>	+2.293	16.228	24.763	14.066
7	17:18:27.344	<b>1:55.109</b>	+1:02.345	16.093	24.951	1:14.065
8	17:19:24.942	<b>57.598</b>	+4.834	18.504	24	





### DMKM - Mini

### Free Practice

Track length: 1.110 Km


Session Started: 8:49:59

Best Lap by: 244 - Milan Rossi - 49.151

Rank	#	Driver	Nat	Sponsor Entrant	Nat	License E-License	Make	laps	Best Lap	Diff	In Lap	Penalty
1	244	Milan Rossi	DEU	Lanari Racing Team	DEU	NKA13619 KBF17166	KR/IAME/Vega	9	49.151		4	
2	222	Carlos Nees	DEU	NEES RACING	DEU	NKA17874 KBF17863	KR/IAME/Vega	9	49.490	0.339	3	
3	214	Henri Möhring	DEU	ADAC Hessen-Thüringen e.V. TB Racing Team	DEU	NKA16972 KBF38262	KR/IAME/Vega	10	49.601	0.450	8	
4	241	Damian Luca Zeller	DEU	APEX Performance	DEU	NKA28615 KBF38438	Maranello/TM/Vega	9	49.766	0.615	5	
5	220	Neo Knapp	DEU	Team NKS	DEU	NKA11204 KBF42057	DR/TM/Vega	9	49.813	0.662	2	
6	221	Devin Titz	DEU	CRG Holland	NLD	NKA14835 IBL15521	CRG/TM/Vega	11	49.817	0.666	9	
7	301	Senn Lindeman	NLD	Paauwer Kart Racing	NLD	NKA50470 IBL19655006	Birel ART/TM/Vega	9	49.827	0.676	5	
8	285	Felix Groneck	DEU	CRG Holland	NLD	NKA16373 IBL15521007	CRG/TM/Vega	12	49.870	0.719	9	
9	321	Edin Keserovic	DEU	Lanari Racing Team	DEU	NKA12345 KBF42334	KR/IAME/Vega	9	49.871	0.720	6	
10	237	William Sterup Nielsen	DNK	CRG-Deutschland	DEU	NKA95174 KBF42811	CRG/TM/Vega	12	49.879	0.728	7	
11	294	Leo Klok	NLD	Miranda Klok-Holtjer	NLD	NKA52623 BEK52403	Oberon/IAME/Vega	11	49.906	0.755	9	
12	209	Alexandre Mgaloblishvili	GEO	CRG Deutschland	DEU	NKA230055 KBF18122	CRG/TM/Vega	11	49.953	0.802	4	
13	225	Noel Mannsperger	DEU	NEES RACING	DEU	NKA11122 KBF17863	KR/IAME/Vega	9	49.964	0.813	6	
14	224	Paul Bernhard	DEU	Valier Motorsport	DEU	NKA41687 KBF39300	Energy/TM/Vega	12	49.965	0.814	9	
15	255	Alex Huizer	NLD	CRG Holland	NLD	NKA52410 IBL15521007	CRG/TM /Vega	12	49.970	0.819	6	
16	274	Bruno Kortekaas	NLD	CRG Holland	NLD	NKA52405 IBL15521007	CRG/TM/Vega	9	49.997	0.846	5	
17	261	Semih Bektas	DEU	Lanari Racing Team	DEU	NKA42993 BIC17166	KR/IAME/Vega	9	50.032	0.881	6	
18	219	Gustav Christensen	SWE	CRG Holland	NLD	NKA133604 IBL15521	CRG/TM/Vega	11	50.048	0.897	3	
19	249	Jonas Hubacek	CZE	Michal Hubacek	CZE	NKA24AS0050 IBL24AT00121	MS KART/TM/Vega	11	50.089	0.938	6	
20	247	Ben Schumacher	DEU	ADAC Team Weser-Ems e.V. CRG Holland	NLD	NKA10666 IBL15521008	CRG/TM/Vega	12	50.227	1.076	12	
21	317	Kilian Kommer	DEU	RMW Motorsport GmbH	DEU	10717 BIF39010	OTK/TM/Vega	12	50.253	1.102	8	
22	275	Mico Lionn Schweers	DEU	Swantje Schweers	DEU	NKA26817 BEK26817	Oberon/IAME/Vega	12	50.259	1.108	8	
23	320	Storm Van Rossum	NLD	Thomas van Rossum	NLD	NKA48829 IEL48821	Parolin/IAME/Vega	12	50.288	1.137	9	
24	266	Lean Kircher	DEU	ADAC Hessen-Thüringen e.V. Ebert Motorsport	DEU	NKA25532 KBF38528	Alonso Kart/TM/Vega	12	50.317	1.166	4	
25	325	Amelie Heuwers	DEU	Team Hemkemeyer	DEU	NA38881 KBF42853	Tony Kart/TM/Vega	11	50.351	1.200	8	
26	211	Presian Stoyanov	DEU	ADAC Berlin-Brandenburg e.V. TR Motorsport	DEU	NKA30339 KBF42809	RS/IAME/Vega	12	50.565	1.414	8	
27	277	Nick Ried	DEU	Lanari Racing Team	DEU	NKA10695 KBF17166	KR/IAME/Vega	9	50.566	1.415	6	
28	246	Marvin Zimmermann	DEU	NEES RACING	DEU	NKA10834 KBF17863	KR/IAME/Vega	12	50.645	1.494	3	
29	223	Alexandr Machač	CZE	SIM-ON	DEU	NTG C24AS0666 KBF39246	Drago Corse/TM/Vega	12	50.872	1.721	12	
30	322	Pelle Van Echtelt	NLD	Michael van Echtelt	NLD	ITD-C52456 IDC52459	Parolin/IAME/Vega	12	50.928	1.777	8	
31	318	Oscar Beumers	DEU	MSC-Langefeld e. V. im ADAC Beumers, Oscar	DEU	NKA44755 BIC16950	Falcon/IAME/Vega	9	51.036	1.885	8	
32	212	Jonathan Maier	DEU	7L-Performance	DEU	NKA41248 KBF38668	Tony Kart/TM/Vega	12	51.137	1.986	8	
33	319	Tim Feldmann	DEU	Falcon Racing Team	DEU	NKA44998 IBL12133007	Falcon /IAME/Vega	11	52.078	2.927	2	

Timekeeper  
M.Riehmers

Race Director  
H.Seidel



INT. ADAC Kartrennen Kerpen

DMKM - Mini

Erftlandring Kerpen 1,110 Km

Free Practice

20.07.2024 08:50

Practice (10:00 Time) started at 8:49:59

Lap	Time of Day	Lap Tm	Diff	S1 Tm	S2 Tm	S3 Tm
<b>(244) Milan Rossi</b>						
1	8:53:32.041	<b>50.689</b>	+1.538	15.584	22.203	12.902
2	8:54:21.718	<b>49.677</b>	+0.526	14.806	21.800	13.071
3	8:55:11.314	<b>49.596</b>	+0.445	14.862	21.815	12.919
4	8:56:00.465	<b>49.151</b>		14.732	<b>21.632</b>	<b>12.787</b>
5	8:56:49.777	<b>49.312</b>	+0.161	14.727	21.784	12.801
6	8:57:39.275	<b>49.498</b>	+0.347	<b>14.684</b>	21.865	12.949
7	8:58:28.792	<b>49.517</b>	+0.366	14.907	21.766	12.844
8	8:59:45.417	<b>1:16.625</b>	+27.474	14.844	21.811	39.970
9	9:00:35.218	<b>49.801</b>	+0.650	15.065	21.774	12.962

Lap	Time of Day	Lap Tm	Diff	S1 Tm	S2 Tm	S3 Tm
<b>(222) Carlos Nees</b>						
1	8:53:17.662	<b>51.099</b>	+1.609	15.700	22.326	13.073
2	8:54:07.317	<b>49.655</b>	+0.165	14.808	21.925	<b>12.922</b>
3	8:54:56.807	<b>49.490</b>		<b>14.680</b>	<b>21.872</b>	12.938
4	8:55:46.375	<b>49.568</b>	+0.078	14.696	21.931	12.941
5	8:56:38.353	<b>51.978</b>	+2.488	14.792	22.899	14.287
6	8:58:13.232	<b>1:34.879</b>	+45.389	17.799	22.474	54.606
7	8:59:06.892	<b>53.660</b>	+4.170	17.108	22.277	14.275
8	8:59:58.055	<b>51.163</b>	+1.673	14.862	23.307	12.994
9	9:00:47.933	<b>49.878</b>	+0.388	14.756	21.985	13.137

Lap	Time of Day	Lap Tm	Diff	S1 Tm	S2 Tm	S3 Tm
<b>(214) Henri Möhring</b>						
1	8:51:46.293	<b>51.523</b>	+1.922	15.548	22.687	13.288
2	8:52:36.091	<b>49.798</b>	+0.197	14.884	21.913	13.001
3	8:53:25.954	<b>49.863</b>	+0.262	14.891	21.900	13.072
4	8:54:15.629	<b>49.675</b>	+0.074	14.848	<b>21.785</b>	13.042
5	8:55:06.046	<b>50.417</b>	+0.816	14.858	22.455	13.104
6	8:56:43.421	<b>1:37.375</b>	+47.774	14.876	22.164	1:00.335
7	8:57:33.608	<b>50.187</b>	+0.586	15.254	21.925	13.008
8	8:58:23.209	<b>49.601</b>		<b>14.763</b>	21.839	12.999
9	8:59:15.311	<b>52.102</b>	+2.501	14.791	23.076	14.235
10	9:00:05.157	<b>49.846</b>	+0.245	14.860	21.993	<b>12.993</b>

Lap	Time of Day	Lap Tm	Diff	S1 Tm	S2 Tm	S3 Tm
<b>(241) Damian Luca Zeller</b>						
1	8:51:09.828	<b>53.571</b>	+3.805	17.294	22.765	13.522
2	8:51:59.942	<b>50.114</b>	+0.348	15.012	<b>21.932</b>	13.170
3	8:52:49.974	<b>50.032</b>	+0.266	14.844	22.150	13.038
4	8:53:39.846	<b>49.872</b>	+0.106	14.902	<b>21.989</b>	<b>12.981</b>
5	8:54:29.612	<b>49.766</b>		<b>14.769</b>	21.994	13.003
6	8:55:19.752	<b>50.140</b>	+0.374	14.940	22.028	13.172
7	8:56:09.644	<b>49.892</b>	+0.126	14.832	22.023	13.037
8	8:56:59.792	<b>50.148</b>	+0.382	14.903	22.109	13.136
9	8:57:49.707	<b>49.915</b>	+0.149	14.872	21.994	13.049

Lap	Time of Day	Lap Tm	Diff	S1 Tm	S2 Tm	S3 Tm
<b>(220) Neo Knapp</b>						
1	8:53:18.432	<b>50.958</b>	+1.145	15.546	22.305	13.107
2	8:54:08.245	<b>49.813</b>		<b>14.838</b>	<b>21.993</b>	<b>12.982</b>
3	8:54:58.319	<b>50.074</b>	+0.261	14.928	22.071	13.075
4	8:55:48.854	<b>50.535</b>	+0.722	14.858	22.404	13.273
5	8:56:38.897	<b>50.043</b>	+0.230	14.873	22.151	13.019
6	8:57:29.034	<b>50.137</b>	+0.324	14.896	22.202	13.039
7	8:58:19.035	<b>50.001</b>	+0.188	14.869	22.085	13.047
8	8:59:10.306	<b>51.271</b>	+1.458	14.839	22.073	14.359
9	9:00:00.666	<b>50.360</b>	+0.547	14.996	22.323	13.041

Lap	Time of Day	Lap Tm	Diff	S1 Tm	S2 Tm	S3 Tm
<b>(221) Devin Titz</b>						
1	8:51:32.985	<b>52.129</b>	+2.312	16.148	22.639	13.342
2	8:52:23.210	<b>50.225</b>	+0.408	15.030	22.156	13.039
3	8:53:13.137	<b>49.927</b>	+0.110	14.894	<b>22.012</b>	13.021
4	8:54:03.510	<b>50.373</b>	+0.556	15.040	22.374	<b>12.959</b>
5	8:54:53.488	<b>49.978</b>	+0.161	14.886	22.080	13.012
6	8:55:45.120	<b>51.632</b>	+1.815	14.887	23.466	13.279
7	8:56:37.091	<b>51.971</b>	+2.154	14.863	23.783	13.325
8	8:57:28.846	<b>51.755</b>	+1.938	15.469	22.909	13.377
9	8:58:18.663	<b>49.817</b>		<b>14.797</b>	22.049	12.971
10	8:59:41.279	<b>1:22.616</b>	+32.799	14.959	22.018	45.639
11	9:00:32.385	<b>51.106</b>	+1.289	15.965	22.170	12.971

Lap	Time of Day	Lap Tm	Diff	S1 Tm	S2 Tm	S3 Tm
<b>(301) Senn Lindeman</b>						
1	8:53:18.356	<b>51.599</b>	+1.772	16.040	22.409	13.150
2	8:54:08.568	<b>50.212</b>	+0.385	15.212	22.045	<b>12.955</b>
3	8:54:58.612	<b>50.044</b>	+0.217	14.853	22.122	13.069

Lap	Time of Day	Lap Tm	Diff	S1 Tm	S2 Tm	S3 Tm
4	8:55:49.526	<b>50.914</b>	+1.087	14.887	22.660	13.367
5	8:56:39.353	<b>49.827</b>		<b>14.810</b>	22.033	12.984
6	8:57:29.350	<b>49.997</b>	+0.170	14.944	<b>22.029</b>	13.024
7	8:58:19.523	<b>50.173</b>	+0.346	14.957	22.245	12.971
8	8:59:10.254	<b>50.731</b>	+0.904	14.910	22.174	13.647
9	9:00:00.878	<b>50.624</b>	+0.797	15.191	22.405	13.028

Lap	Time of Day	Lap Tm	Diff	S1 Tm	S2 Tm	S3 Tm
<b>(285) Felix Gronbeck</b>						
1	8:51:11.009	<b>54.026</b>	+4.156	17.940	22.786	13.300
2	8:52:01.161	<b>50.162</b>	+0.282	14.974	<b>22.068</b>	13.110
3	8:52:51.600	<b>50.439</b>	+0.569	14.915	22.315	13.209
4	8:53:42.062	<b>50.462</b>	+0.592	14.852	22.407	13.203
5	8:54:32.591	<b>50.529</b>	+0.659	15.139	22.197	13.193
6	8:55:24.602	<b>52.011</b>	+2.141	14.885	22.370	14.756
7	8:56:14.913	<b>50.311</b>	+0.441	14.836	22.171	13.304
8	8:57:05.109	<b>50.196</b>	+0.326	14.991	22.139	13.066
9	8:57:54.979	<b>49.870</b>		<b>14.808</b>	22.088	<b>12.974</b>
10	8:58:44.912	<b>49.933</b>	+0.063	14.860	22.074	12.999
11	8:59:34.986	<b>50.074</b>	+0.204	14.905	22.080	13.089
12	9:00:25.035	<b>50.049</b>	+0.179	14.841	22.153	13.055

Lap	Time of Day	Lap Tm	Diff	S1 Tm	S2 Tm	S3 Tm
<b>(321) Edin Keserovic</b>						
1	8:53:35.880	<b>52.413</b>	+2.542	16.332	22.793	13.288
2	8:54:26.149	<b>50.269</b>	+0.398	14.955	22.202	13.112
3	8:55:16.208	<b>50.059</b>	+0.188	14.849	22.145	13.065
4	8:56:06.482	<b>50.274</b>	+0.403	14.999	22.242	13.033
5	8:56:56.361	<b>49.879</b>	+0.008	14.813	<b>22.016</b>	13.050
6	8:57:46.232	<b>49.871</b>		<b>14.757</b>	22.105	<b>13.009</b>
7	8:58:36.648	<b>50.416</b>	+0.545	14.791	22.515	13.110
8	8:59:27.159	<b>50.511</b>	+0.640	14.853	22.120	13.538
9	9:00:17.385	<b>50.226</b>	+0.355	14.896	22.264	13.066

Lap	Time of Day	Lap Tm	Diff	S1 Tm	S2 Tm	S3 Tm
<b>(237) William Sterup Nielsen</b>						
1	8:51:13.347	<b>52.837</b>	+2.958	16.887	22.723	13.227
2	8:52:03.574	<b>50.227</b>	+0.348	15.008	22.113	13.106
3	8:52:53.833	<b>50.259</b>	+0.380	14.878	22.071	13.310
4	8:53:44.046	<b>50.213</b>	+0.334	14.892	22.233	13.088
5	8:54:34.117	<b>50.071</b>	+0.192	14.843	22.223	13.005
6	8:55:24.297	<b>50.180</b>	+0.301	14.797	22.087	13.296
7	8:56:14.176	<b>49.879</b>		14.838	22.059	<b>12.982</b>
8	8:57:04.129	<b>49.953</b>	+0.074	<b>14.759</b>	<b>22.053</b>	13.141
9	8:57:54.154	<b>50.025</b>	+0.146	14.834	22.116	13.075
10	8:58:44.626	<b>50.472</b>	+0.593	14.876	22.503	13.093
11	8:59:34.811	<b>50.185</b>	+0.306	14.879	22.234	13.072
12	9:00:24.869	<b>50.058</b>	+0.179	14.804	22.176	13.078

Lap	Time of Day	Lap Tm	Diff	S1 Tm	S2 Tm	S3 Tm
<b>(294) Leo Klok</b>						
1	8:51:20.575	<b>58.911</b>	+9.005	18.041	26.579	14.291
2	8:52:12.379	<b>51.804</b>	+1.898	15.854	22.629	13.321
3	8:53:03.088	<b>50.709</b>	+0.803	15.276	22.411	13.022
4	8:53:53.350	<b>50.262</b>	+0.356	15.002	22.180	13.080
5	8:54:43.372	<b>50.022</b>	+0.116	14.916	22.094	13.012
6	8:55:33.617	<b>50.245</b>	+0.339	14.958	22.177	13.110
7	8:56:23.703	<b>50.086</b>	+0.180	14.963	22.100	13.023
8	8:57:					

INT. ADAC Kartrennen Kerpen

DMKM - Mini

Erftlandring Kerpen 1,110 Km

Free Practice

20.07.2024 08:50

Practice (10:00 Time) started at 8:49:59

Lap	Time of Day	Lap Tm	Diff	S1 Tm	S2 Tm	S3 Tm
2	8:54:08.057	<b>50.037</b>	+0.073	14.871	22.172	12.994
3	8:54:58.242	<b>50.185</b>	+0.221	14.979	22.076	13.130
4	8:55:49.028	<b>50.786</b>	+0.822	<b>14.830</b>	22.489	13.467
5	8:56:39.227	<b>50.199</b>	+0.235	14.896	22.253	13.050
6	8:57:29.191	<b>49.964</b>		14.862	22.172	<b>12.930</b>
7	8:58:19.333	<b>50.142</b>	+0.178	14.955	22.159	13.028
8	8:59:09.803	<b>50.470</b>	+0.506	14.902	<b>22.046</b>	13.522
9	9:00:00.186	<b>50.383</b>	+0.419	14.887	22.409	13.087

(224) Paul Bernhard

1	8:51:13.097	<b>53.503</b>	+3.538	17.414	22.861	13.228
2	8:52:03.448	<b>50.351</b>	+0.386	14.974	22.285	13.092
3	8:52:54.277	<b>50.829</b>	+0.864	15.159	22.198	13.472
4	8:53:44.804	<b>50.527</b>	+0.562	15.108	22.242	13.177
5	8:54:34.875	<b>50.071</b>	+0.106	14.852	22.127	13.092
6	8:55:25.026	<b>50.151</b>	+0.186	<b>14.837</b>	22.158	13.156
7	8:56:15.158	<b>50.132</b>	+0.167	14.893	22.077	13.162
8	8:57:05.205	<b>50.047</b>	+0.082	14.885	22.099	13.063
9	8:57:55.170	<b>49.965</b>		14.898	22.063	<b>13.004</b>
10	8:58:45.188	<b>50.018</b>	+0.053	14.910	<b>22.028</b>	13.080
11	8:59:35.643	<b>50.455</b>	+0.490	14.952	22.483	13.020
12	9:00:26.048	<b>50.405</b>	+0.440	15.063	22.259	13.083

(255) Alex Huizer

1	8:51:04.004	<b>51.968</b>	+1.998	16.183	22.756	13.029
2	8:51:54.165	<b>50.161</b>	+0.191	14.908	22.287	12.966
3	8:52:44.378	<b>50.213</b>	+0.243	14.882	22.311	13.020
4	8:53:34.667	<b>50.289</b>	+0.319	14.933	22.412	12.944
5	8:54:24.728	<b>50.061</b>	+0.091	14.871	22.278	<b>12.912</b>
6	8:55:14.698	<b>49.970</b>		<b>14.806</b>	22.229	12.935
7	8:56:04.840	<b>50.142</b>	+0.172	14.869	22.307	12.966
8	8:56:54.932	<b>50.092</b>	+0.122	14.827	22.275	12.990
9	8:57:45.067	<b>50.135</b>	+0.165	14.892	22.231	13.012
10	8:58:35.132	<b>50.065</b>	+0.095	14.962	<b>22.166</b>	12.937
11	8:59:25.380	<b>51.248</b>	+1.278	14.998	22.338	13.912
12	9:00:16.503	<b>50.123</b>	+0.153	14.865	22.284	12.974

(274) Bruno Kortekaas

1	8:51:33.312	<b>51.955</b>	+1.958	16.261	22.531	13.163
2	8:52:23.556	<b>50.244</b>	+0.247	14.978	22.290	<b>12.976</b>
3	8:53:13.616	<b>50.060</b>	+0.063	14.880	22.190	12.990
4	8:54:03.971	<b>50.355</b>	+0.358	14.931	22.324	13.100
5	8:54:53.968	<b>49.997</b>		14.885	<b>22.063</b>	13.049
6	8:55:44.197	<b>50.229</b>	+0.232	<b>14.838</b>	22.410	12.981
7	8:56:35.718	<b>51.521</b>	+1.524	14.985	22.911	13.625
8	8:57:31.287	<b>55.569</b>	+5.572	19.684	22.861	13.024
9	8:58:21.913	<b>50.626</b>	+0.629	14.926	22.163	13.537

(261) Semih Bektas

1	8:53:37.794	<b>52.334</b>	+2.302	16.182	22.859	13.293
2	8:54:28.466	<b>50.672</b>	+0.640	15.175	22.412	13.085
3	8:55:20.083	<b>51.617</b>	+1.585	15.106	23.052	13.459
4	8:56:10.125	<b>50.042</b>	+0.010	14.869	22.082	13.091
5	8:57:00.346	<b>50.221</b>	+0.189	14.932	22.171	13.118
6	8:57:50.378	<b>50.032</b>		<b>14.850</b>	22.065	13.117
7	8:58:46.217	<b>55.839</b>	+5.807	17.145	25.530	13.164
8	8:59:36.276	<b>50.059</b>	+0.027	14.980	<b>22.000</b>	<b>13.079</b>
9	9:00:27.334	<b>51.058</b>	+1.026	15.122	22.493	13.443

(219) Gustav Christensen

1	8:51:10.551	<b>53.103</b>	+3.055	17.108	22.737	13.258
2	8:52:01.084	<b>50.533</b>	+0.485	14.999	22.185	13.349
3	8:52:51.132	<b>50.048</b>		<b>14.804</b>	22.192	<b>13.052</b>
4	8:53:41.616	<b>50.484</b>	+0.436	14.828	22.201	13.455
5	8:55:04.351	<b>1:22.735</b>	+32.687	14.846	<b>22.088</b>	45.801
6	8:55:56.871	<b>52.520</b>	+2.472	17.055	22.262	13.203
7	8:56:47.363	<b>50.492</b>	+0.444	14.952	22.323	13.217
8	8:57:37.980	<b>50.617</b>	+0.569	14.949	22.447	13.221
9	8:58:28.422	<b>50.442</b>	+0.394	14.972	22.287	13.183
10	8:59:19.876	<b>51.454</b>	+1.406	15.449	22.210	13.795
11	9:00:10.757	<b>50.881</b>	+0.833	15.002	22.437	13.442

(249) Jonas Hubacek

1	8:51:46.703	<b>53.216</b>	+3.127	16.466	23.050	13.700
---	-------------	---------------	--------	--------	--------	--------

Lap	Time of Day	Lap Tm	Diff	S1 Tm	S2 Tm	S3 Tm
2	8:52:37.231	<b>50.528</b>	+0.439	15.055	22.305	13.168
3	8:53:27.641	<b>50.410</b>	+0.321	14.929	22.393	13.088
4	8:54:18.132	<b>50.491</b>	+0.402	14.962	22.301	13.228
5	8:55:08.610	<b>50.478</b>	+0.389	14.971	22.244	13.263
6	8:55:58.699	<b>50.089</b>		14.913	<b>22.081</b>	13.095
7	8:56:48.972	<b>50.273</b>	+0.184	14.931	22.170	13.172
8	8:57:39.203	<b>50.231</b>	+0.142	14.925	22.162	13.144
9	8:58:29.636	<b>50.433</b>	+0.344	15.198	22.164	<b>13.071</b>
10	8:59:20.589	<b>50.953</b>	+0.864	<b>14.834</b>	22.107	14.012
11	9:00:10.888	<b>50.299</b>	+0.210	14.941	22.215	13.143

(247) Ben Schumacher

1	8:51:10.017	<b>53.979</b>	+3.752	17.139	23.236	13.604
2	8:52:00.887	<b>50.870</b>	+0.643	15.021	22.529	13.320
3	8:52:51.436	<b>50.549</b>	+0.322	14.870	22.566	13.113
4	8:53:41.923	<b>50.487</b>	+0.260	<b>14.830</b>	22.295	13.362
5	8:54:33.081	<b>51.158</b>	+0.931	15.540	22.441	13.177
6	8:55:23.332	<b>50.251</b>	+0.024	14.862	22.231	13.158
7	8:56:13.749	<b>50.417</b>	+0.190	14.890	22.365	13.162
8	8:57:04.012	<b>50.263</b>	+0.036	14.865	22.312	13.086
9	8:57:54.513	<b>50.501</b>	+0.274	15.207	22.264	<b>13.030</b>
10	8:58:44.787	<b>50.274</b>	+0.047	14.941	22.217	13.116
11	8:59:35.401	<b>50.614</b>	+0.387	15.223	22.228	13.163
12	9:00:25.628	<b>50.227</b>		14.867	<b>22.212</b>	13.148

(317) Kilian Kommer

1	8:51:26.976	<b>53.037</b>	+2.784	16.875	22.903	13.259
2	8:52:17.928	<b>50.952</b>	+0.699	15.423	22.436	<b>13.093</b>
3	8:53:08.255	<b>50.327</b>	+0.074	14.970	22.263	13.094
4	8:53:59.662	<b>51.407</b>	+1.154	15.832	22.370	13.205
5	8:54:50.478	<b>50.816</b>	+0.563	14.953	22.378	13.485
6	8:55:42.152	<b>51.674</b>	+1.421	15.457	23.001	13.216
7	8:56:32.659	<b>50.507</b>	+0.254	<b>14.918</b>	22.456	13.133
8	8:57:22.912	<b>50.253</b>		15.000	<b>22.146</b>	13.107
9	8:58:13.535	<b>50.623</b>	+0.370	14.979	22.371	13.273
10	8:59:05.161	<b>51.626</b>	+1.373	15.053	22.326	14.247
11	8:59:56.085	<b>50.924</b>	+0.671	15.199	22.518	13.207
12	9:00:46.790	<b>50.705</b>	+0.452	14.931	22.503	13.271

(275) Mico Lionn Schweers

1	8:51:14.286	<b>53.873</b>	+3.614	17.487	22.974	13.412
2	8:52:05.525	<b>51.239</b>	+0.980	15.305	22.645	13.289
3	8:52:56.429	<b>50.904</b>	+0.645	15.067	22.611	13.226
4	8:53:47.121	<b>50.692</b>	+0.433	15.095	22.360	13.237
5	8:54:37.832	<b>50.711</b>	+0.452	14.970	22.604	13.137
6	8:55:28.479	<b>50.647</b>	+0.388	14.986	22.522	13.139
7	8:56:19.214	<b>50.735</b>	+0.476	15.010	22.444	13.281
8	8:57:09.473	<b>50.259</b>		<b>14.922</b>	<b>22.213</b>	13.124
9	8:58:00.094	<b>50.621</b>	+0.362	15.167	22.332	<b>13.122</b>
10	8:58:50.527	<b>50.433</b>	+0.174	14.993	22.230	13.210
11	8:59:41.086	<b>50.559</b>	+0.300	14.960	22.427	13.172
12	9:00:31.826	<b>50.740</b>	+0.481	15.038	22.395	13.307

(320) Storm Van Rossum

1	8:51:09.250	<b>52.607</b>	+2.319	16.673	22.697	13.237
2	8:52:00.184	<b>50.934</b>	+0.646	15.149	22.378	13.407
3	8:52:50.777	<b>50.593</b>	+0.305	14.866	22.460	13.267
4	8:53:41.852	<b>51.075</b>	+0.787	14.986	22.425	13.664
5	8:54:33.322	<b>51.470</b>	+1.182	15.487	22.912	<b>13.071</b>
6	8:55:24.232	<b>50.910</b>	+0.622	14.916	22.351	13.643
7	8:56:15.971	<b>51.739</b>	+1.451	<b>14.823</b>	22.485	14.431
8	8:57:06.457	<b>50.486</b>	+0.198	15.005	22.284	13.197
9	8:57:56.745	<b>50.288</b>		14.883	<b>22.201</b>	13.204
10	8:58:47.176	<b>50.431</b>	+0.143	14.907	22.364	13.160
11	8:59:37.613	<b>50.437</b>	+0.149	14.903	22.298	13.236
12	9:00:28.033	<b>50.420</b>	+0.132	14.923	22.335	13.162

(266) Lean Kircher

1	8:51:16.672	<b>54.573</b>	+4.256	17.656	23.714	13.203
2	8:52:07.213	<b>50.541</b>	+0.224	15.168	22.315	13.058
3	8:52:57.959	<b>50.746</b>	+0.429	15.067	22.516	13.163
4	8:53:48.276	<b>50.317</b>		15.078	<b>22.168</b>	13.071
5	8:54:39.197	<b>50.921</b>	+0.604	15.124	22.219	13.578
6	8:55:29.543	<b>50.346</b>	+0.029	15.058	22.236	<b>13.052</b>

Orbits



INT. ADAC Kartrennen Kerpen

DMKM - Mini

Erftlandring Kerpen 1,110 Km

Free Practice

20.07.2024 08:50

Practice (10:00 Time) started at 8:49:59

Lap	Time of Day	Lap Tm	Diff	S1 Tm	S2 Tm	S3 Tm
7	8:56:20.127	<b>50.584</b>	+0.267	15.041	22.354	13.189
8	8:57:10.752	<b>50.625</b>	+0.308	15.156	22.241	13.228
9	8:58:01.433	<b>50.681</b>	+0.364	15.127	22.339	13.215
10	8:58:52.061	<b>50.628</b>	+0.311	15.086	22.380	13.162
11	8:59:42.967	<b>50.906</b>	+0.589	15.065	22.588	13.253
12	9:00:33.602	<b>50.635</b>	+0.318	<b>15.027</b>	22.428	13.180

(325) Amelie Heuwers

1	8:51:17.692	<b>57.660</b>	+7.309	18.732	24.805	14.123
2	8:52:09.043	<b>51.351</b>	+1.000	15.514	22.493	13.344
3	8:52:59.621	<b>50.578</b>	+0.227	15.001	<b>22.803</b>	13.274
4	8:53:50.355	<b>50.734</b>	+0.383	14.942	22.507	13.285
5	8:54:40.933	<b>50.578</b>	+0.227	14.960	22.429	13.189
6	8:55:31.458	<b>50.525</b>	+0.174	14.835	22.448	13.242
7	8:56:22.166	<b>50.708</b>	+0.357	14.904	22.621	13.183
8	8:57:12.517	<b>50.351</b>		14.799	22.378	<b>13.174</b>
9	8:58:03.222	<b>50.705</b>	+0.354	<b>14.777</b>	22.572	13.356
10	8:59:34.242	<b>1:31.020</b>	+40.669	14.822	22.497	53.701
11	9:00:27.110	<b>52.868</b>	+2.517	16.994	22.511	13.363

(211) Presian Stoyanov

1	8:51:20.048	<b>56.306</b>	+5.741	16.579	24.980	14.747
2	8:52:12.236	<b>52.188</b>	+1.623	16.021	22.909	13.258
3	8:53:04.870	<b>52.634</b>	+2.069	15.316	22.698	14.620
4	8:53:56.015	<b>51.145</b>	+0.580	15.243	22.537	13.365
5	8:54:46.783	<b>50.768</b>	+0.203	15.144	22.482	<b>13.142</b>
6	8:55:37.587	<b>50.804</b>	+0.239	15.042	22.529	13.233
7	8:56:28.301	<b>50.714</b>	+0.149	15.027	22.492	13.195
8	8:57:18.866	<b>50.565</b>		<b>14.958</b>	22.465	13.142
9	8:58:09.721	<b>50.855</b>	+0.290	14.984	22.625	13.246
10	8:59:01.256	<b>51.535</b>	+0.970	14.982	<b>22.298</b>	14.255
11	8:59:52.312	<b>51.056</b>	+0.491	15.338	22.511	13.207
12	9:00:43.025	<b>50.713</b>	+0.148	14.997	22.497	13.219

(277) Nick Ried

1	8:53:31.053	<b>51.869</b>	+1.303	16.115	22.503	13.251
2	8:54:21.626	<b>50.573</b>	+0.007	15.253	22.153	13.167
3	8:55:12.258	<b>50.632</b>	+0.066	15.225	22.233	13.174
4	8:56:02.954	<b>50.696</b>	+0.130	15.117	22.283	13.296
5	8:56:53.687	<b>50.733</b>	+0.167	15.176	22.335	13.222
6	8:57:44.253	<b>50.566</b>		15.180	<b>22.121</b>	13.265
7	8:58:34.892	<b>50.639</b>	+0.073	15.169	22.246	13.224
8	8:59:27.009	<b>52.117</b>	+1.551	<b>15.079</b>	22.657	14.381
9	9:00:17.688	<b>50.679</b>	+0.113	15.271	22.285	<b>13.123</b>

(246) Marvin Zimmermann

1	8:51:15.848	<b>54.712</b>	+4.067	17.800	23.352	13.560
2	8:52:06.618	<b>50.770</b>	+0.125	15.219	22.440	<b>13.111</b>
3	8:52:57.263	<b>50.645</b>		15.034	22.419	13.192
4	8:53:48.147	<b>50.884</b>	+0.239	15.100	22.612	13.172
5	8:54:38.797	<b>50.650</b>	+0.005	<b>14.991</b>	22.397	13.262
6	8:55:29.451	<b>50.654</b>	+0.009	15.082	22.357	13.215
7	8:56:20.929	<b>51.478</b>	+0.833	14.997	23.232	13.249
8	8:57:11.776	<b>50.847</b>	+0.202	15.152	22.471	13.224
9	8:58:02.582	<b>50.806</b>	+0.161	15.139	22.440	13.227
10	8:58:53.476	<b>50.894</b>	+0.249	15.095	22.532	13.267
11	8:59:44.408	<b>50.932</b>	+0.287	15.055	22.619	13.258
12	9:00:35.129	<b>50.721</b>	+0.076	15.060	<b>22.324</b>	13.337

(223) Alexandr Machač

1	8:51:18.695	<b>57.253</b>	+6.381	17.919	25.417	13.917
2	8:52:10.313	<b>51.618</b>	+0.746	15.324	22.975	13.319
3	8:53:02.038	<b>51.725</b>	+0.853	15.014	23.243	13.468
4	8:53:53.225	<b>51.187</b>	+0.315	15.026	23.001	13.160
5	8:54:44.665	<b>51.440</b>	+0.568	15.447	22.801	13.192
6	8:55:35.991	<b>51.326</b>	+0.454	15.080	22.891	13.355
7	8:56:26.865	<b>50.874</b>	+0.002	<b>14.961</b>	22.725	13.188
8	8:57:18.271	<b>51.406</b>	+0.534	15.192	22.885	13.329
9	8:58:09.309	<b>51.038</b>	+0.166	15.067	22.711	13.260
10	8:59:01.149	<b>51.840</b>	+0.968	15.012	<b>22.480</b>	14.348
11	8:59:52.670	<b>51.521</b>	+0.649	15.681	22.527	13.313
12	9:00:43.542	<b>50.872</b>		15.090	22.636	<b>13.146</b>

(322) Pelle Van Echelt

Lap	Time of Day	Lap Tm	Diff	S1 Tm	S2 Tm	S3 Tm
1	8:51:11.508	<b>53.683</b>	+2.755	17.320	22.900	13.463
2	8:52:02.656	<b>51.148</b>	+0.220	15.311	22.638	13.199
3	8:52:54.149	<b>51.493</b>	+0.565	15.211	22.639	13.643
4	8:53:45.293	<b>51.144</b>	+0.216	15.547	<b>22.435</b>	<b>13.162</b>
5	8:54:36.354	<b>51.061</b>	+0.193	15.125	22.625	13.311
6	8:55:27.448	<b>51.094</b>	+0.166	15.092	22.720	13.282
7	8:56:18.466	<b>51.018</b>	+0.090	15.130	22.603	13.285
8	8:57:09.394	<b>50.928</b>		15.075	22.548	13.305
9	8:58:00.685	<b>51.291</b>	+0.363	15.405	22.694	13.192
10	8:58:51.618	<b>50.933</b>	+0.005	15.175	22.561	13.197
11	8:59:43.333	<b>51.715</b>	+0.787	<b>15.051</b>	23.202	13.462
12	9:00:34.441	<b>51.108</b>	+0.180	15.159	22.729	13.220

(318) Oscar Beumers


1	8:51:20.195	<b>57.769</b>	+6.733	18.052	25.120	14.597
2	8:52:12.051	<b>51.856</b>	+0.820	15.641	22.717	13.498
3	8:53:06.474	<b>54.423</b>	+3.387	15.332	22.812	16.279
4	8:54:00.401	<b>53.927</b>	+2.891	17.827	22.706	13.394
5	8:54:51.477	<b>51.076</b>	+0.040	15.232	<b>22.558</b>	13.286
6	8:55:43.154	<b>51.677</b>	+0.641	<b>15.040</b>	22.896	13.741
7	8:56:35.193	<b>52.039</b>	+1.003	15.461	23.357	13.221
8	8:57:26.229	<b>51.036</b>		15.233	22.643	<b>13.160</b>
9	8:58:17.422	<b>51.193</b>	+0.157	15.170	22.776	13.247

(212) Jonathan Maier

1	8:51:19.766	<b>1:00.420</b>	+9.283	19.277	26.248	14.895
2	8:52:13.091	<b>53.325</b>	+2.188	16.528	23.032	13.765
3	8:53:04.728	<b>51.637</b>	+0.500	15.225	22.807	13.605
4	8:53:56.457	<b>51.729</b>	+0.592	15.194	23.024	13.511
5	8:54:47.723	<b>51.266</b>	+0.129	15.151	22.618	13.497
6	8:55:38.975	<b>51.252</b>	+0.115	15.106	22.714	13.432
7	8:56:30.196	<b>51.221</b>	+0.084	15.156	22.654	<b>13.411</b>
8	8:57:21.333	<b>51.137</b>		<b>15.087</b>	<b>22.556</b>	13.494
9	8:58:12.734	<b>51.401</b>	+0.264	15.190	22.593	13.618
10	8:59:04.971	<b>52.237</b>	+1.100	15.156	22.656	14.425
11	8:59:56.706	<b>51.735</b>	+0.598	15.266	22.956	13.513
12	9:00:49.596	<b>52.890</b>	+1.753	15.184	22.568	15.138

(319) Tim Feldmann

1	8:51:19.885	<b>58.925</b>	+6.847	19.122	25.094	14.709
2	8:52:11.963	<b>52.078</b>		15.757	<b>22.812</b>	13.509
3	8:53:05.742	<b>53.779</b>	+1.701	15.996	23.822	13.961
4	8:53:58.236	<b>52.494</b>	+0.416	<b>15.431</b>	23.369	13.694
5	8:54:50.368	<b>52.132</b>	+0.054	15.462	23.189	<b>13.481</b>
6	8:55:42.999	<b>52.631</b>	+0.553	15.483	23.212	13.936
7	8:56:36.427	<b>53.428</b>	+1.350	15.480	23.891	14.057
8	8:57:28.928	<b>52.501</b>	+0.423	15.546	23.255	13.700
9	8:58:21.821	<b>52.893</b>	+0.815	16.069	23.174	13.650
10	8:59:17.722	<b>55.901</b>	+3.823	15.678	24.499	15.724
11	9:00:10.758	<b>53.036</b>	+0.958	15.857	23.296	13.883





### DMKM - Mini

### Qualifying Practice

Track length: 1.110 Km

Session Started: 10:58:52

Best Lap by: 244 - Milan Rossi - 49.125

Rank	#	Driver	Nat	Sponsor Entrant	Nat	License E-License	Make	laps	Best Lap	Diff	In Lap	Penalty
1	244	Milan Rossi	DEU	Lanari Racing Team	DEU	NKA13619 KBF17166	KR/IAME/Vega	4	49.125		3	
2	219	Gustav Christensen	SWE	CRG Holland	NLD	NKA133604 IBL15521	CRG/TM/Vega	7	49.645	0.520	3	
3	214	Henri Möhring	DEU	ADAC Hessen-Thüringen e.V. TB Racing Team	DEU	NKA16972 KBF38262	KR/IAME/Vega	7	49.674	0.549	2	
4	221	Devin Titz	DEU	CRG Holland	NLD	NKA14835 IBL15521	CRG/TM/Vega	6	49.716	0.591	2	
5	241	Damian Luca Zeller	DEU	APEX Performance	DEU	NKA28615 KBF38438	Maranello/TM/Vega	7	49.797	0.672	3	
6	222	Carlos Nees	DEU	NEES RACING	DEU	NKA17874 KBF17863	KR/IAME/Vega	5	49.818	0.693	4	
7	249	Jonas Hubacek	CZE	Michal Hubacek	CZE	NKA24AS0050 IBL24AT00121	MS KART/TM/Vega	7	49.833	0.708	6	
8	294	Leo Klok	NLD	Miranda Klok-Holtjer	NLD	NKA52623 BEK52403	Oberon/IAME/Vega	6	49.868	0.743	3	
9	255	Alex Huizer	NLD	CRG Holland	NLD	NKA52410 IBL15521007	CRG/TM /Vega	7	49.905	0.780	6	
10	237	William Sterup Nielsen	DNK	CRG-Deutschland	DEU	NKA95174 KBF42811	CRG/TM/Vega	7	49.917	0.792	4	
11	220	Neo Knapp	DEU	Team NKS	DEU	NKA11204 KBF42057	DR/TM/Vega	5	49.967	0.842	3	
12	301	Senn Lindeman	NLD	Paauwer Kart Racing	NLD	NKA50470 IBL19655006	Birel ART/TM/Vega	5	49.991	0.866	4	
13	277	Nick Ried	DEU	Lanari Racing Team	DEU	NKA10695 KBF17166	KR/IAME/Vega	7	50.001	0.876	3	
14	274	Bruno Kortekaas	NLD	CRG Holland	NLD	NKA52405 IBL15521007	CRG/TM/Vega	6	50.015	0.890	4	
15	225	Noel Mannsperger	DEU	NEES RACING	DEU	NKA11122 KBF17863	KR/IAME/Vega	5	50.103	0.978	3	
16	321	Edin Keserovic	DEU	Lanari Racing Team	DEU	NKA12345 KBF42334	KR/IAME/Vega	7	50.122	0.997	3	
17	285	Felix Groneck	DEU	CRG Holland	NLD	NKA16373 IBL15521007	CRG/TM/Vega	7	50.143	1.018	4	
18	266	Lean Kircher	DEU	ADAC Hessen-Thüringen e.V. Ebert Motorsport	DEU	NKA25532 KBF38528	Alonso Kart/TM/Vega	7	50.174	1.049	3	
19	275	Mico Lionn Schweers	DEU	Swantje Schweers	DEU	NKA26817 BEK26817	Oberon/IAME/Vega	7	50.188	1.063	3	
20	247	Ben Schumacher	DEU	ADAC Team Weser-Ems e.V. CRG Holland	NLD	NKA10666 IBL15521008	CRG/TM/Vega	7	50.274	1.149	3	
21	322	Pelle Van Echtelt	NLD	Michael van Echtelt	NLD	ITD-C52456 IDC52459	Parolin/IAME/Vega	7	50.359	1.234	4	
22	224	Paul Bernhard	DEU	Valier Motorsport	DEU	NKA41687 KBF39300	Energy/TM/Vega	7	50.398	1.273	6	
23	211	Presian Stoyanov	DEU	ADAC Berlin-Brandenburg e.V. TR Motorsport	DEU	NKA30339 KBF42809	RS/IAME/Vega	7	50.451	1.326	6	
24	320	Storm Van Rossum	NLD	Thomas van Rossum	NLD	NKA48829 IEL48821	Parolin/IAME/Vega	7	50.180	1.055	4	+ 5 pos
25	261	Semih Bektas	DEU	Lanari Racing Team	DEU	NKA42993 BIC17166	KR/IAME/Vega	6	50.459	1.334	3	
26	223	Alexandr Machač	CZE	SIM-ON	DEU	NTG C24AS0666 KBF39246	Drago Corse/TM/Vega	7	50.563	1.438	7	
27	212	Jonathan Maier	DEU	7L-Performance	DEU	NKA41248 KBF38668	Tony Kart/TM/Vega	7	50.926	1.801	4	
28	317	Kilian Kommer	DEU	RMW Motorsport GmbH	DEU	10717 BIF39010	OTK/TM/Vega	7	50.381	1.256	6	+ pos
29	318	Oscar Beumers	DEU	MSC-Langenfeld e. V. im ADAC Beumers, Oscar	DEU	NKA44755 BIC16950	Falcon/IAME/Vega	6	51.078	1.953	2	
30	319	Tim Feldmann	DEU	Falcon Racing Team	DEU	NKA44998 IBL12133007	Falcon /IAME/Vega	7	51.809	2.684	2	
31	325	Amelie Heuwers	DEU	Team Hemkemeyer	DEU	NA38881 KBF42853	Tony Kart/TM/Vega	7	50.574	1.449	6	+ 5 pos
32	209	Alexandre Mgaloblishvili	GEO	CRG Deutschland	DEU	NKA230055 KBF18122	CRG/TM/Vega	7	50.582	1.457	2	+ 5 pos
33	246	Marvin Zimmermann	DEU	NEES RACING	DEU	NKA10834 KBF17863	KR/IAME/Vega	7	50.584	1.459	3	+ 5 pos

#### Announcements

# 246,325,320,317,209 + 5 pos. front fairing


Timekeeper  
M.Riehmers

Race Director  
H.Seidel

Page 1/1

These results are provisional until the conclusion of any judicial and technical matters!

Printed: 20.07.2024 / 11:42



INT. ADAC Kartrennen Kerpen

DMKM - Mini

Erftlandring Kerpen 1,110 Km

Qualifying Practice

20.07.2024 10:58

Qualifying (6:00 Time) started at 10:58:52

Lap	Time of Day	Lap Tm	Diff	S1 Tm	S2 Tm	S3 Tm
<b>(244) Milan Rossi</b>						
1	11:02:10.103	<b>51.049</b>	+1.924	15.788	22.435	12.826
2	11:02:59.396	<b>49.293</b>	+0.168	<b>14.700</b>	21.795	12.798
3	11:03:48.521	<b>49.125</b>		14.760	<b>21.613</b>	<b>12.752</b>
4	11:04:37.793	<b>49.272</b>	+0.147	14.732	21.700	12.840

<b>(219) Gustav Christensen</b>						
1	10:59:57.294	<b>51.659</b>	+2.014	16.232	22.307	13.120
2	11:00:47.461	<b>50.167</b>	+0.522	15.130	22.069	12.968
3	11:01:37.106	<b>49.645</b>		<b>14.790</b>	22.001	<b>12.854</b>
4	11:02:27.122	<b>50.016</b>	+0.371	14.817	22.190	13.009
5	11:03:16.894	<b>49.772</b>	+0.127	14.855	<b>21.991</b>	12.926
6	11:04:06.820	<b>49.926</b>	+0.281	14.898	22.057	12.971
7	11:04:56.858	<b>50.038</b>	+0.393	14.848	22.151	13.039

<b>(214) Henri Möhring</b>						
1	11:00:40.708	<b>52.890</b>	+3.216	17.266	22.477	13.147
2	11:01:30.382	<b>49.674</b>		14.801	<b>22.005</b>	<b>12.868</b>
3	11:02:20.565	<b>50.183</b>	+0.509	14.748	22.523	12.912
4	11:03:10.301	<b>49.736</b>	+0.062	14.783	22.021	12.932
5	11:04:01.258	<b>50.957</b>	+1.283	15.434	22.416	13.107
6	11:04:51.649	<b>50.391</b>	+0.717	15.274	22.097	13.020
7	11:05:41.721	<b>50.072</b>	+0.398	<b>14.744</b>	22.295	13.033

<b>(221) Devin Titz</b>						
1	11:00:54.289	<b>55.380</b>	+5.664	19.666	22.649	13.065
2	11:01:44.005	<b>49.716</b>		14.850	<b>21.963</b>	<b>12.903</b>
3	11:02:34.088	<b>50.083</b>	+0.367	14.840	22.015	13.228
4	11:03:24.161	<b>50.073</b>	+0.357	14.926	22.173	12.974
5	11:04:13.997	<b>49.836</b>	+0.120	<b>14.705</b>	22.153	12.978
6	11:05:03.821	<b>49.824</b>	+0.108	14.809	22.047	12.968

<b>(241) Damian Luca Zeller</b>						
1	10:59:57.083	<b>51.643</b>	+1.846	16.175	22.446	13.022
2	11:00:47.167	<b>50.084</b>	+0.287	14.981	22.043	13.060
3	11:01:36.964	<b>49.797</b>		14.894	<b>21.976</b>	<b>12.927</b>
4	11:02:26.943	<b>49.979</b>	+0.182	14.813	22.159	13.007
5	11:03:16.812	<b>49.869</b>	+0.072	<b>14.776</b>	22.081	13.012
6	11:04:07.132	<b>50.320</b>	+0.523	15.142	22.132	13.046
7	11:04:57.217	<b>50.085</b>	+0.288	14.864	22.144	13.077

<b>(222) Carlos Nees</b>						
1	11:02:00.420	<b>50.453</b>	+0.635	15.590	<b>21.911</b>	12.952
2	11:02:50.265	<b>49.845</b>	+0.027	14.853	21.972	13.020
3	11:03:40.114	<b>49.849</b>	+0.031	14.725	22.177	<b>12.947</b>
4	11:04:29.932	<b>49.818</b>		<b>14.677</b>	22.120	13.021
5	11:05:20.188	<b>50.256</b>	+0.438	14.855	22.098	13.303

<b>(249) Jonas Hubacek</b>						
1	10:59:59.215	<b>51.702</b>	+1.869	15.935	22.295	13.472
2	11:00:53.052	<b>53.897</b>	+4.004	17.381	22.801	13.655
3	11:01:43.225	<b>50.173</b>	+0.340	14.808	22.095	13.270
4	11:02:33.927	<b>50.702</b>	+0.869	15.061	22.449	13.192
5	11:03:23.877	<b>49.950</b>	+0.117	14.807	<b>22.066</b>	13.077
6	11:04:13.710	<b>49.833</b>		14.745	22.081	<b>13.007</b>
7	11:05:03.666	<b>49.956</b>	+0.123	<b>14.728</b>	22.119	13.109

<b>(294) Leo Klok</b>						
1	11:00:42.942	<b>51.399</b>	+1.531	15.786	22.579	13.034
2	11:01:33.276	<b>50.334</b>	+0.466	15.141	22.242	12.951
3	11:02:23.144	<b>49.858</b>		<b>14.899</b>	<b>22.024</b>	<b>12.945</b>
4	11:03:13.256	<b>50.112</b>	+0.244	14.960	22.107	13.045
5	11:04:03.650	<b>50.394</b>	+0.526	14.903	22.410	13.081
6	11:04:55.440	<b>51.790</b>	+1.922	14.903	23.562	13.325

<b>(255) Alex Huizer</b>						
1	10:59:56.066	<b>51.538</b>	+1.633	16.090	22.421	13.027
2	11:00:46.126	<b>50.060</b>	+0.155	14.867	22.245	12.948
3	11:01:36.089	<b>49.963</b>	+0.068	14.854	22.219	<b>12.890</b>
4	11:02:26.007	<b>49.918</b>	+0.013	<b>14.750</b>	22.250	12.918
5	11:03:16.103	<b>50.096</b>	+0.191	14.804	22.262	13.030
6	11:04:06.008	<b>49.905</b>		14.811	<b>22.179</b>	12.915
7	11:04:56.172	<b>50.164</b>	+0.259	14.770	22.310	13.084

<b>(237) William Sterup Nielsen</b>						
1	11:00:02.315	<b>53.319</b>	+3.402	16.920	22.940	13.459
2	11:00:52.685	<b>50.370</b>	+0.453	<b>14.756</b>	22.321	13.293
3	11:01:43.058	<b>50.373</b>	+0.456	14.775	22.371	13.227
4	11:02:32.975	<b>49.917</b>		14.773	22.170	<b>12.974</b>
5	11:03:22.908	<b>49.933</b>	+0.016	14.830	<b>22.050</b>	13.053
6	11:04:12.906	<b>49.998</b>	+0.081	14.801	22.150	13.047
7	11:05:02.906	<b>50.000</b>	+0.083	14.784	22.180	13.036

<b>(220) Neo Knapp</b>						
1	11:02:01.657	<b>50.877</b>	+0.910	15.568	22.234	13.075
2	11:02:52.866	<b>51.209</b>	+1.242	15.733	22.463	<b>13.013</b>
3	11:03:42.833	<b>49.967</b>		<b>14.801</b>	<b>22.117</b>	<b>13.049</b>
4	11:04:32.968	<b>50.135</b>	+0.168	14.834	22.223	13.078
5	11:05:23.632	<b>50.664</b>	+0.697	14.801	22.213	13.650

<b>(301) Senn Lindeman</b>						
1	11:02:01.763	<b>50.848</b>	+0.857	15.694	22.231	<b>12.923</b>
2	11:02:51.902	<b>50.139</b>	+0.148	14.942	22.165	13.032
3	11:03:41.957	<b>50.055</b>	+0.064	14.903	22.092	13.060
4	11:04:31.948	<b>49.991</b>		14.882	<b>22.070</b>	13.039
5	11:05:22.199	<b>50.251</b>	+0.260	<b>14.831</b>	22.090	13.330

<b>(277) Nick Ried</b>						
1	11:00:39.834	<b>51.310</b>	+1.309	15.987	22.273	<b>13.050</b>
2	11:01:29.977	<b>50.143</b>	+0.142	14.950	22.119	13.074
3	11:02:19.978	<b>50.001</b>		14.945	<b>21.999</b>	13.057
4	11:03:10.220	<b>50.242</b>	+0.241	<b>14.897</b>	22.257	13.088
5	11:04:00.899	<b>50.679</b>	+0.678	14.910	22.163	13.606
6	11:04:51.165	<b>50.266</b>	+0.265	14.937	22.182	13.147
7	11:05:41.417	<b>50.252</b>	+0.251	14.919	22.074	13.259

<b>(274) Bruno Kortekaas</b>						
1	11:00:54.475	<b>56.514</b>	+6.499	20.533	22.986	12.995
2	11:01:44.831	<b>50.356</b>	+0.341	14.924	22.438	12.994
3	11:02:34.922	<b>50.091</b>	+0.076	14.961	<b>22.146</b>	<b>12.984</b>
4	11:03:24.937	<b>50.015</b>		14.850	22.150	13.015
5	11:04:15.415	<b>50.478</b>	+0.463	14.967	22.463	13.048
6	11:05:05.775	<b>50.360</b>	+0.345	<b>14.838</b>	22.439	13.083

<b>(225) Noel Mannsperger</b>						
1	11:01:32.615	<b>51.721</b>	+1.618	16.338	22.338	<b>13.045</b>
2	11:02:22.982	<b>50.367</b>	+0.264	14.937	22.341	13.089
3	11:03:13.085	<b>50.103</b>		14.904	<b>22.123</b>	13.076
4	11:04:03.942	<b>50.857</b>	+0.754	14.945	22.680	13.232
5	11:04:54.398	<b>50.456</b>	+0.353	<b>14.895</b>	22.434	13.127

<b>(321) Edin Keserovic</b>						
1	11:00:39.523	<b>51.317</b>	+1.195	15.907	22.357	13.053
2	11:01:29.691	<b>50.168</b>	+0.046	14.946	22.199	13.023
3	11:02:19.813	<b>50.122</b>		14.917	<b>22.160</b>	13.045
4	11:03:09.975	<b>50.162</b>	+0.040	14.946	22.215	13.001
5	11:04:01.090	<b>51.115</b>	+0.993	14.947	22.281	13.887
6	11:04:52.077	<b>50.987</b>	+0.865	15.378	22.651	<b>12.968</b>
7	11:05:42.456	<b>50.379</b>	+0.257	<b>14.904</b>	22.337	13.138

<b>(285) Felix Groncek</b>						
1	10:59:56.967	<b>52.237</b>	+2.094	16.479	22.598	13.160
2	11:00:48.669	<b>51.702</b>	+1.559	15.664	22.868	13.170
3	11:01:39.594	<b>50.925</b>	+0.782	14.947	22.566	13.412
4	11:02:29.737	<b>50.143</b>		<b>14.851</b>	<b>22.233</b>	13.059
5	11:03:20.002	<b>50.265</b>	+0.122	14.964	22.256	<b>13.045</b>
6	11:04:10.660	<b>50.658</b>	+0.515	15.140	22.296	13.222
7	11:05:01.141	<b>50.481</b>	+0.338	15.013	22.273	13.195

<b>(266) Lean Kircher</b>						
1	11:00:06.533	<b>52.650</b>	+2.476	16.235	22.898	13.517
2	11:00:57.315	<b>50.782</b>	+0.608	15.005	22.308	13.469
3	11:01:47.489	<b>50.174</b>		15.018	<b>22.000</b>	13.156
4						

INT. ADAC Kartrennen Kerpen

DMKM - Mini

Erftlandring Kerpen 1,110 Km

Qualifying Practice

20.07.2024 10:58

Qualifying (6:00 Time) started at 10:58:52

Lap	Time of Day	Lap Tm	Diff	S1 Tm	S2 Tm	S3 Tm
<b>(275) Mico Lionn Schweers</b>						
1	11:00:05.475	<b>52.930</b>	+2.742	17.021	22.664	13.245
2	11:00:57.123	<b>51.648</b>	+1.460	15.203	23.090	13.355
3	11:01:47.311	<b>50.188</b>		<b>14.916</b>	<b>22.203</b>	<b>13.069</b>
4	11:02:37.985	<b>50.674</b>	+0.486	14.973	22.307	13.394
5	11:03:28.915	<b>50.930</b>	+0.742	14.967	22.528	13.435
6	11:04:19.444	<b>50.529</b>	+0.341	15.069	22.353	13.107
7	11:05:09.703	<b>50.259</b>	+0.071	14.947	22.241	13.071

Lap	Time of Day	Lap Tm	Diff	S1 Tm	S2 Tm	S3 Tm
<b>(247) Ben Schumacher</b>						
1	10:59:57.808	<b>51.745</b>	+1.471	16.309	22.337	13.099
2	11:00:48.902	<b>51.094</b>	+0.820	15.046	22.709	13.339
3	11:01:39.176	<b>50.274</b>		14.897	<b>22.284</b>	<b>13.093</b>
4	11:02:29.519	<b>50.343</b>	+0.069	14.928	22.303	13.112
5	11:03:19.936	<b>50.417</b>	+0.143	<b>14.894</b>	22.390	13.133
6	11:04:11.616	<b>51.680</b>	+1.406	15.739	22.737	13.204
7	11:05:02.030	<b>50.414</b>	+0.140	14.894	22.343	13.177

Lap	Time of Day	Lap Tm	Diff	S1 Tm	S2 Tm	S3 Tm
<b>(322) Pelle Van Echtelt</b>						
1	11:00:04.597	<b>54.107</b>	+3.748	17.812	22.784	13.511
2	11:00:55.883	<b>51.286</b>	+0.927	15.165	22.700	13.421
3	11:01:46.816	<b>50.933</b>	+0.574	15.036	22.503	13.394
4	11:02:37.175	<b>50.359</b>		<b>14.916</b>	<b>22.331</b>	<b>13.112</b>
5	11:03:28.073	<b>50.898</b>	+0.539	14.922	22.713	13.263
6	11:04:19.978	<b>51.905</b>	+1.546	15.095	23.305	13.505
7	11:05:10.848	<b>50.870</b>	+0.511	15.071	22.639	13.160

Lap	Time of Day	Lap Tm	Diff	S1 Tm	S2 Tm	S3 Tm
<b>(224) Paul Bernhard</b>						
1	11:00:13.146	<b>52.275</b>	+1.877	16.423	22.694	13.158
2	11:01:03.619	<b>50.473</b>	+0.075	14.924	22.440	13.109
3	11:01:54.119	<b>50.500</b>	+0.102	14.892	22.534	<b>13.074</b>
4	11:02:44.583	<b>50.464</b>	+0.066	14.930	<b>22.299</b>	13.235
5	11:03:35.030	<b>50.447</b>	+0.049	14.948	22.315	13.184
6	11:04:25.428	<b>50.398</b>		14.869	22.380	13.149
7	11:05:17.555	<b>52.127</b>	+1.729	<b>14.851</b>	22.543	14.733

Lap	Time of Day	Lap Tm	Diff	S1 Tm	S2 Tm	S3 Tm
<b>(211) Presian Stoyanov</b>						
1	11:00:03.577	<b>53.316</b>	+2.865	17.274	22.768	13.274
2	11:00:54.853	<b>51.276</b>	+0.825	15.197	22.935	13.144
3	11:01:45.505	<b>50.652</b>	+0.201	14.888	22.566	13.198
4	11:02:36.029	<b>50.524</b>	+0.073	15.066	<b>22.398</b>	<b>13.060</b>
5	11:03:26.503	<b>50.474</b>	+0.023	14.843	22.492	13.139
6	11:04:16.954	<b>50.451</b>		<b>14.832</b>	22.471	13.148
7	11:05:07.745	<b>50.791</b>	+0.340	14.947	22.504	13.340

Lap	Time of Day	Lap Tm	Diff	S1 Tm	S2 Tm	S3 Tm
<b>(320) Storm Van Rossum</b>						
1	11:00:05.333	<b>53.592</b>	+3.412	17.392	22.841	13.359
2	11:00:57.425	<b>52.092</b>	+1.912	15.218	23.447	13.427
3	11:01:48.315	<b>50.890</b>	+0.710	15.372	22.334	13.184
4	11:02:38.495	<b>50.180</b>		<b>14.877</b>	<b>22.156</b>	13.147
5	11:03:29.804	<b>51.309</b>	+1.129	14.914	22.748	13.647
6	11:04:20.566	<b>50.762</b>	+0.582	14.974	22.377	13.411
7	11:05:11.160	<b>50.594</b>	+0.414	14.999	22.470	<b>13.125</b>

Lap	Time of Day	Lap Tm	Diff	S1 Tm	S2 Tm	S3 Tm
<b>(261) Semih Bektas</b>						
1	11:00:42.568	<b>51.591</b>	+1.132	15.842	<b>22.235</b>	13.514
2	11:01:33.698	<b>51.180</b>	+0.671	15.435	22.707	<b>12.988</b>
3	11:02:24.157	<b>50.459</b>		14.940	22.347	13.172
4	11:03:14.861	<b>50.704</b>	+0.245	15.143	22.451	13.110
5	11:04:05.415	<b>50.554</b>	+0.095	14.990	22.459	13.105
6	11:04:56.744	<b>51.329</b>	+0.870	<b>14.869</b>	22.992	13.468

Lap	Time of Day	Lap Tm	Diff	S1 Tm	S2 Tm	S3 Tm
<b>(223) Alexandr Machač</b>						
1	11:00:00.642	<b>52.538</b>	+1.975	16.635	22.637	13.266
2	11:00:51.934	<b>51.292</b>	+0.729	14.965	23.087	13.240
3	11:01:42.896	<b>50.962</b>	+0.399	15.005	22.825	13.132
4	11:02:33.855	<b>50.959</b>	+0.396	15.227	22.535	13.197
5	11:03:24.787	<b>50.932</b>	+0.369	15.292	<b>22.371</b>	13.269
6	11:04:15.699	<b>50.912</b>	+0.349	15.009	22.811	<b>13.092</b>
7	11:05:06.262	<b>50.563</b>		<b>14.928</b>	22.481	13.154

Lap	Time of Day	Lap Tm	Diff	S1 Tm	S2 Tm	S3 Tm
<b>(212) Jonathan Maier</b>						
1	11:00:04.157	<b>54.571</b>	+3.645	17.726	23.223	13.622

Lap	Time of Day	Lap Tm	Diff	S1 Tm	S2 Tm	S3 Tm
2	11:00:55.697	<b>51.540</b>	+0.614	15.327	22.848	13.365
3	11:01:46.677	<b>50.980</b>	+0.054	<b>15.062</b>	22.526	13.392
4	11:02:37.603	<b>50.926</b>		15.223	<b>22.445</b>	<b>13.258</b>
5	11:03:28.861	<b>51.258</b>	+0.332	15.087	22.611	13.560
6	11:04:20.393	<b>51.532</b>	+0.606	15.435	22.709	13.388
7	11:05:11.673	<b>51.280</b>	+0.354	15.089	22.832	13.359

Lap	Time of Day	Lap Tm	Diff	S1 Tm	S2 Tm	S3 Tm
<b>(317) Kilian Kommer</b>						
1	11:00:00.788	<b>52.388</b>	+2.007	16.630	22.626	13.132
2	11:00:53.293	<b>52.505</b>	+2.124	15.276	23.460	13.769
3	11:01:44.589	<b>51.296</b>	+0.915	14.930	<b>22.110</b>	14.256
4	11:02:36.334	<b>51.745</b>	+1.364	16.197	22.461	<b>13.087</b>
5	11:03:26.780	<b>50.446</b>	+0.065	15.006	22.159	13.281
6	11:04:17.161	<b>50.381</b>		14.969	22.244	13.168
7	11:05:07.774	<b>50.613</b>	+0.232	<b>14.900</b>	22.454	13.259

Lap	Time of Day	Lap Tm	Diff	S1 Tm	S2 Tm	S3 Tm
<b>(318) Oscar Beumers</b>						
1	11:00:08.642	<b>53.783</b>	+2.705	17.400	22.814	13.569
2	11:00:59.720	<b>51.078</b>		15.350	22.443	<b>13.285</b>
3	11:01:50.855	<b>51.135</b>	+0.057	15.109	<b>22.437</b>	13.589
4	11:02:42.171	<b>51.316</b>	+0.238	15.262	22.695	13.359
5	11:03:33.467	<b>51.296</b>	+0.218	15.201	22.765	13.330
6	11:04:24.690	<b>51.223</b>	+0.145	15.062	22.858	13.303

Lap	Time of Day	Lap Tm	Diff	S1 Tm	S2 Tm	S3 Tm
<b>(319) Tim Feldmann</b>						
1	11:00:09.629	<b>53.705</b>	+1.896	16.727	23.194	13.784
2	11:01:01.438	<b>51.809</b>		15.358	22.887	13.564
3	11:01:53.645	<b>52.207</b>	+0.398	15.318	23.327	13.562
4	11:02:45.649	<b>52.004</b>	+0.195	15.624	22.908	13.472
5	11:03:37.919	<b>52.270</b>	+0.461	15.364	23.211	13.695
6	11:04:29.835	<b>51.916</b>	+0.107	15.489	22.982	<b>13.445</b>
7	11:05:22.123	<b>52.288</b>	+0.479	15.400	<b>22.883</b>	14.005

Lap	Time of Day	Lap Tm	Diff	S1 Tm	S2 Tm	S3 Tm
<b>(325) Amelie Heuvers</b>						
1	11:00:08.530	<b>54.028</b>	+3.454	17.006	23.184	13.838
2	11:00:59.494	<b>50.964</b>	+0.390	15.281	22.385	13.298
3	11:01:50.592	<b>51.098</b>	+0.524	15.129	22.491	13.478
4	11:02:42.325	<b>51.733</b>	+1.159	15.674	22.619	13.440
5	11:03:34.507	<b>52.182</b>	+1.608	15.270	23.627	13.285
6	11:04:25.081	<b>50.574</b>		<b>14.898</b>	22.466	<b>13.210</b>
7	11:05:34.430	<b>1:09.349</b>	+18.775	14.928	<b>22.382</b>	32.039

Lap	Time of Day	Lap Tm	Diff	S1 Tm	S2 Tm	S3 Tm
<b>(209) Alexandre Mgaloblishvili</b>						
1	11:00:04.427	<b>54.505</b>	+3.923	18.180	22.720	13.605
2	11:00:55.009	<b>50.582</b>		15.227	<b>22.248</b>	<b>13.107</b>
3	11:01:45.759	<b>50.750</b>	+0.168	14.986	22.627	13.137
4	11:02:39.240	<b>53.481</b>	+2.899	15.162	24.638	13.681
5	11:03:30.118	<b>50.878</b>	+0.296	<b>14.928</b>	22.604	13.346
6	11:04:21.064	<b>50.946</b>	+0.364	14.990	22.719	13.237
7	11:05:12.623	<b>51.559</b>	+0.977	15.164	22.630	13.765

Lap	Time of Day	Lap Tm	Diff	S1 Tm	S2 Tm	S3 Tm
<b>(246) Marvin Zimmermann</b>						
1	11:00:05.210	<b>53.003</b>	+2.419	16.712	22.897	13.394
2	11:00:56.343	<b>51.133</b>	+0.549	15.167	22.612	13.354
3	11:01:46.927	<b>50.584</b>		15.041	<b>22.407</b>	<b>13.13</b>



DKM Round 4

Class: DMKM - Mini

Date/Time: 20.07.2024 14:05

Track:

Heat:

Laps:

Kerpen

Heat 1

9 laps

Edition 1

			18	
Marvin Zimmermann	246	KR/IAME/Vega	17	
	33			
Amelie Heuwers	325	Tony Kart/TM/Vega	16	Alexandre Mgaloblishvili
	31			209
				32
Oscar Beumers	318	Falcon/IAME/Vega	15	Tim Feldmann
	29			319
				30
Jonathan Maier	212	Tony Kart/TM/Vega	14	Kilian Kommer
	27			317
				28
Semih Bektas	261	KR/IAME/Vega	13	Alexandr Machač
	25			223
				26
Presian Stoyanov	211	RS/IAME/Vega	12	Storm Van Rossum
	23			320
				24
Pelle Van Echtelt	322	Parolin/IAME/Vega	11	Paul Bernhard
	21			224
				22
Mico Lionn Schweers	275	Oberon/IAME/Vega	10	Ben Schumacher
	19			247
				20
Felix Gronneck	285	CRG/TM/Vega	9	Lean Kircher
	17			266
				18
Noel Mannsperger	225	KR/IAME/Vega	8	Edin Keserovic
	15			321
				16
Nick Ried	277	KR/IAME/Vega	7	Bruno Kortekaas
	13			274
				14
Neo Knapp	220	DR/TM/Vega	6	Senn Lindeman
	11			301
				12
Alex Huizer	255	CRG/TM/Vega	5	William Sterup Nielsen
	9			237
				10
Jonas Hubacek	249	MS KART/TM/Vega	4	Leo Klok
	7			294
				8
Damian Luca Zeller	241	Maranello/TM/Vega	3	Carlos Nees
	5			222
				6
Henri Möhring	214	KR/IAME/Vega	2	Devin Titz
	3			221
				4
Milan Rossi	244	KR/IAME/Vega	1	Gustav Christensen
	1			219
				2

Pole Position

Row

printed 20.07.2024 11:40







DKM Round 4

Class: DMKM - Mini

Date/Time: 20.07.2024 16:45

Track:

Heat:

Laps:

Kerpen

Heat 2

9 laps

Edition 1

			18	
Marvin Zimmermann	246	KR/IAME/Vega	17	
	33			
Amelie Heuwers	325	Tony Kart/TM/Vega	16	Alexandre Mgaloblishvili
	31			209
				32
Oscar Beumers	318	Falcon/IAME/Vega	15	Tim Feldmann
	29			319
				30
Jonathan Maier	212	Tony Kart/TM/Vega	14	Kilian Kommer
	27			317
				28
Semih Bektas	261	KR/IAME/Vega	13	Alexandr Machač
	25			223
				26
Presian Stoyanov	211	RS/IAME/Vega	12	Storm Van Rossum
	23			320
				24
Pelle Van Echtelt	322	Parolin/IAME/Vega	11	Paul Bernhard
	21			224
				22
Mico Lionn Schweers	275	Oberon/IAME/Vega	10	Ben Schumacher
	19			247
				20
Felix Gronck	285	CRG/TM/Vega	9	Lean Kircher
	17			266
				18
Noel Mannsperger	225	KR/IAME/Vega	8	Edin Keserovic
	15			321
				16
Nick Ried	277	KR/IAME/Vega	7	Bruno Kortekaas
	13			274
				14
Neo Knapp	220	DR/TM/Vega	6	Senn Lindeman
	11			301
				12
Alex Huizer	255	CRG/TM/Vega	5	William Sterup Nielsen
	9			237
				10
Jonas Hubacek	249	MS KART/TM/Vega	4	Leo Klok
	7			294
				8
Damian Luca Zeller	241	Maranello/TM/Vega	3	Carlos Nees
	5			222
				6
Henri Möhring	214	KR/IAME/Vega	2	Devin Titz
	3			221
				4
Milan Rossi	244	KR/IAME/Vega	1	Gustav Christensen
	1			219
				2

Pole Position

Row

printed 20.07.2024 11:40





**DMKM - Mini**

**Qualifying Heat 1**

Track length: 1.110 Km

Race Started: 14:11:23


Best Lap by: 244 - Milan Rossi - 49.722

Rank	#	Driver	Nat	Sponsor Entrant	Nat	License E-License	Make	laps	T. Time Diff	Best Lap	Penalty	Points
1	0	244 Milan Rossi	DEU	Lanari Racing Team	DEU	NKA13619 KBF17166	KR/IAME/Vega	9	7:32.202	49.722		50
2	0	219 Gustav Christensen	SWE	CRG Holland	NLD	NKA133604 IBL15521	CRG/TM/Vega	9	7:37.545 5.343	50.249		44
3	3	222 Carlos Nees	DEU	NEES RACING	DEU	NKA17874 KBF17863	KR/IAME/Vega	9	7:37.708 5.506	49.776		41
4	5	255 Alex Huizer	NLD	CRG Holland	NLD	NKA52410 IBL15521007	CRG/TM/Vega	9	7:38.714 6.512	50.219		38
5	0	241 Damian Luca Zeller	DEU	APEX Performance	DEU	NKA28615 KBF38438	Maranello/TM/Vega	9	7:39.083 6.881	50.294		36
6	5	220 Neo Knapp	DEU	Team NKS	DEU	NKA11204 KBF42057	DR/TM/Vega	9	7:39.905 7.703	50.335		34
7	5	301 Senn Lindeman	NLD	Paauwer Kart Racing	NLD	NKA50470 IBL19655006	Birel ART/TM/Vega	9	7:41.253 9.051	50.401		32
8	11	275 Mico Lionn Schweers	DEU	Swantje Schweers	DEU	NKA26817 BEK26817	Oberon/IAME/Vega	9	7:43.179 10.977	50.347		30
9	1	237 William Sterup Nielsen	DNK	CRG-Deutschland	DEU	NKA95174 KBF42811	CRG/TM/Vega	9	7:43.344 11.142	50.348		28
10	-2	294 Leo Klok	NLD	Miranda Klok-Holijer	NLD	NKA52623 BEK52403	Oberon/IAME/Vega	9	7:43.428 11.226	50.384		27
11	9	247 Ben Schumacher	DEU	ADAC Team Weser-Ems e.V. CRG Holland	NLD	NKA10666 IBL15521008	CRG/TM/Vega	9	7:47.605 15.403	50.710		26
12	6	266 Lean Kircher	DEU	ADAC Hessen-Thüringen e.V. Ebert Motorsport	DEU	NKA25532 KBF38528	Alonso Kart/TM/Vega	9	7:47.737 15.535	50.722		25
13	0	277 Nick Ried	DEU	Lanari Racing Team	DEU	NKA10695 KBF17166	KR/IAME/Vega	9	7:47.921 15.719	50.376		24
14	9	211 Presian Stoyanov	DEU	ADAC Berlin-Brandenburg e.V. TR Motorsport	DEU	NKA30339 KBF42809	RS/IAME/Vega	9	7:48.453 16.251	50.568		23
15	0	225 Noel Mannsperger	DEU	NEES RACING	DEU	NKA11122 KBF17863	KR/IAME/Vega	9	7:48.668 16.466	50.451		22
16	6	224 Paul Bernhard	DEU	Valier Motorsport	DEU	NKA41687 KBF39300	Energy/TM/Vega	9	7:50.249 18.047	50.585		21
17	-3	274 Bruno Kortekaas	NLD	CRG Holland	NLD	NKA52405 IBL15521007	CRG/TM/Vega	9	7:50.486 18.284	50.597		20
18	10	317 Kilian Kommer	DEU	RMW Motorsport GmbH	DEU	10717 BIF39010	OTK/TM/Vega	9	7:51.413 19.211	51.055		19
19	6	261 Semih Bektas	DEU	Lanari Racing Team	DEU	NKA42993 BIC17166	KR/IAME/Vega	9	7:51.501 19.299	51.002		18
20	1	322 Pelle Van Echtelt	NLD	Michael van Echtelt	NLD	ITD-C52456 IDC52459	Parolin/IAME/Vega	9	7:51.754 19.552	51.098		17
21	5	223 Alexandr Machač	CZE	SIM-ON	DEU	NTG C24AS0666 KBF39246	Drago Corse/TM/Vega	9	7:55.780 23.578	51.218		16
22	11	246 Marvin Zimmermann	DEU	NEES RACING	DEU	NKA10834 KBF17863	KR/IAME/Vega	9	7:55.948 23.746	51.143		15
23	9	209 Alexandre Mgaloblishvili	GEO	CRG Deutschland	DEU	NKA230055 KBF18122	CRG/TM/Vega	9	7:56.175 23.973	51.039		14
24	5	318 Oscar Beumers	DEU	MSC-Langenfeld e. V. im ADAC Beumers, Oscar	DEU	NKA44755 BIC16950	Falcon/IAME/Vega	9	7:57.682 25.480	51.590		13
25	2	212 Jonathan Maier	DEU	7L-Performance	DEU	NKA41248 KBF38668	Tony Kart/TM/Vega	9	7:58.389 26.187	51.712		12
26	-10	321 Edin Keserovic	DEU	Lanari Racing Team	DEU	NKA12345 KBF42334	KR/IAME/Vega	9	8:02.334 30.132	50.588		11
27	3	319 Tim Feldmann	DEU	Falcon Racing Team	DEU	NKA44998 IBL12133007	Falcon /IAME/Vega	9	8:02.847 30.645	52.196		10
28	-4	320 Storm Van Rossum	NLD	Thomas van Rossum	NLD	NKA48829 IEL48821	Parolin/IAME/Vega	9	8:10.456 38.254	50.830		9
29	-26	214 Henri Möhring	DEU	ADAC Hessen-Thüringen e.V. TB Racing Team	DEU	NKA16972 KBF38262	KR/IAME/Vega	9	8:17.761 45.559	50.492	+ 5 sec	8
30	-23	249 Jonas Hubacek	CZE	Michal Hubacek	CZE	NKA24AS0050 IBL24AT00121	MS KART/TM/Vega	8	7:39.492 1 Lap	50.330	+ 5 sec	7
31	-14	285 Felix Groneck	DEU	CRG Holland	NLD	NKA16373 IBL15521007	CRG/TM/Vega	7	6:08.889 2 Laps	50.654		6
32	-26	221 Devin Titz	DEU	CRG Holland	NLD	NKA14835 IBL15521	CRG/TM/Vega	3	2:37.001 6 Laps	50.594		5
33	-2	325 Amelie Heuwers	DEU	Team Hemkemeyer	DEU	NA38881 KBF42853	Tony Kart/TM/Vega	3	2:44.411 6 Laps	51.710		4

**Announcements**

# 249,214 + 5 sec front fairing

Timekeeper  
M.Riehmers



Race Director  
H.Seidel




INT. ADAC Kartrennen Kerpen

DMKM - Mini

Erftlandring Kerpen 1,110 Km

Qualifying Heat 1

20.07.2024 14:05

Race (9 Laps) started at 14:11:23

Lap	Time of Day	Lap Tm	Diff	S1 Tm	S2 Tm	S3 Tm
<b>(244) Milan Rossi</b>						
1	14:12:15.023	<b>51.469</b>	+1.747	15.824	22.590	13.055
2	14:13:05.618	<b>50.595</b>	+0.873	15.001	22.448	13.146
3	14:13:55.793	<b>50.175</b>	+0.453	14.984	22.130	13.061
4	14:14:45.774	<b>49.981</b>	+0.259	14.961	22.052	12.968
5	14:15:35.761	<b>49.987</b>	+0.265	14.917	22.082	12.988
6	14:16:26.203	<b>50.442</b>	+0.720	15.402	22.107	<b>12.933</b>
7	14:17:16.186	<b>49.983</b>	+0.261	<b>14.856</b>	22.157	12.970
8	14:18:06.034	<b>49.848</b>	+0.126	14.930	21.946	12.972
9	14:18:55.756	<b>49.722</b>		14.870	<b>21.909</b>	12.943
<b>(219) Gustav Christensen</b>						
1	14:12:15.657	<b>51.882</b>	+1.633	15.846	22.696	13.341
2	14:13:07.100	<b>51.443</b>	+1.194	15.127	22.921	13.395
3	14:13:57.902	<b>50.802</b>	+0.553	15.071	22.422	13.309
4	14:14:48.681	<b>50.779</b>	+0.530	15.070	22.500	13.209
5	14:15:39.263	<b>50.582</b>	+0.333	15.057	22.360	13.165
6	14:16:30.111	<b>50.848</b>	+0.599	15.080	22.365	13.403
7	14:17:20.578	<b>50.467</b>	+0.218	15.091	22.240	13.136
8	14:18:10.850	<b>50.272</b>	+0.023	14.980	22.198	<b>13.094</b>
9	14:19:01.099	<b>50.249</b>		<b>14.898</b>	<b>22.195</b>	13.156
<b>(222) Carlos Nees</b>						
1	14:12:18.355	<b>54.206</b>	+4.430	16.719	24.200	13.287
2	14:13:09.229	<b>50.874</b>	+1.098	15.119	22.650	13.105
3	14:13:59.641	<b>50.412</b>	+0.636	14.932	22.404	13.076
4	14:14:49.781	<b>50.140</b>	+0.364	14.975	<b>21.915</b>	13.250
5	14:15:40.728	<b>50.947</b>	+1.171	15.027	22.877	13.043
6	14:16:31.184	<b>50.456</b>	+0.680	15.156	22.265	13.035
7	14:17:21.470	<b>50.286</b>	+0.510	15.014	22.289	12.983
8	14:18:11.486	<b>50.016</b>	+0.240	14.880	22.158	12.978
9	14:19:01.262	<b>49.776</b>		<b>14.844</b>	21.973	<b>12.959</b>
<b>(255) Alex Huizer</b>						
1	14:12:17.113	<b>52.860</b>	+2.641	16.324	23.346	13.190
2	14:13:08.043	<b>50.930</b>	+0.711	15.092	22.673	13.165
3	14:13:58.995	<b>50.952</b>	+0.733	15.222	22.561	13.169
4	14:14:49.661	<b>50.666</b>	+0.447	15.043	22.396	13.227
5	14:15:40.451	<b>50.790</b>	+0.571	15.042	22.526	13.222
6	14:16:31.109	<b>50.658</b>	+0.439	15.052	22.523	13.083
7	14:17:21.730	<b>50.621</b>	+0.402	14.995	22.654	<b>12.972</b>
8	14:18:12.049	<b>50.319</b>	+0.100	15.008	<b>22.276</b>	13.035
9	14:19:02.268	<b>50.219</b>		<b>14.959</b>	22.284	12.976
<b>(241) Damian Luca Zeller</b>						
1	14:12:16.737	<b>52.672</b>	+2.378	16.179	23.125	13.368
2	14:13:07.848	<b>51.111</b>	+0.817	15.165	22.657	13.289
3	14:13:58.739	<b>50.891</b>	+0.597	15.129	22.583	13.179
4	14:14:49.547	<b>50.808</b>	+0.514	15.018	22.395	13.395
5	14:15:40.655	<b>51.108</b>	+0.814	14.988	22.914	13.206
6	14:16:31.493	<b>50.898</b>	+0.544	15.130	22.549	13.159
7	14:17:22.009	<b>50.516</b>	+0.222	15.018	22.397	<b>13.101</b>
8	14:18:12.343	<b>50.334</b>	+0.040	<b>14.875</b>	22.355	13.104
9	14:19:02.637	<b>50.294</b>		14.917	<b>22.156</b>	13.221
<b>(220) Neo Knapp</b>						
1	14:12:18.082	<b>53.587</b>	+3.252	16.176	24.116	13.295
2	14:13:09.095	<b>51.013</b>	+0.678	15.004	22.717	13.292
3	14:13:59.914	<b>50.819</b>	+0.484	14.983	22.686	13.150
4	14:14:50.573	<b>50.659</b>	+0.324	14.988	22.567	<b>13.104</b>
5	14:15:41.134	<b>50.561</b>	+0.226	15.018	22.419	13.124
6	14:16:31.955	<b>50.821</b>	+0.486	15.175	22.413	13.233
7	14:17:22.607	<b>50.652</b>	+0.317	14.950	22.578	13.124
8	14:18:12.942	<b>50.335</b>		<b>14.926</b>	<b>22.301</b>	13.108
9	14:19:03.459	<b>50.517</b>	+0.182	14.949	22.320	13.248
<b>(301) Senn Lindeman</b>						
1	14:12:19.317	<b>54.278</b>	+3.877	16.382	24.313	13.583
2	14:13:10.237	<b>50.920</b>	+0.519	15.169	22.574	13.177
3	14:14:00.833	<b>50.596</b>	+0.195	15.042	22.394	13.160
4	14:14:51.880	<b>51.047</b>	+0.646	<b>14.980</b>	22.494	13.573
5	14:15:42.712	<b>50.832</b>	+0.431	15.165	22.447	13.220
6	14:16:33.497	<b>50.785</b>	+0.384	15.288	22.357	13.140

Lap	Time of Day	Lap Tm	Diff	S1 Tm	S2 Tm	S3 Tm
7	14:17:23.955	<b>50.458</b>	+0.057	15.014	<b>22.224</b>	13.220
8	14:18:14.406	<b>50.451</b>	+0.050	15.033	22.300	<b>13.118</b>
9	14:19:04.807	<b>50.401</b>		14.983	22.285	13.133
<b>(275) Mico Lionn Schweers</b>						
1	14:12:20.023	<b>54.148</b>	+3.801	16.568	23.991	13.589
2	14:13:11.211	<b>51.188</b>	+0.841	15.209	22.831	13.148
3	14:14:01.959	<b>50.748</b>	+0.401	15.137	22.407	13.204
4	14:14:52.903	<b>50.944</b>	+0.597	15.091	22.447	13.406
5	14:15:43.566	<b>50.663</b>	+0.316	15.078	22.348	13.237
6	14:16:35.411	<b>51.845</b>	+1.498	15.160	23.202	13.483
7	14:17:25.850	<b>50.439</b>	+0.092	15.033	22.347	<b>13.059</b>
8	14:18:16.197	<b>50.347</b>		<b>14.922</b>	22.294	13.131
9	14:19:06.733	<b>50.536</b>	+0.189	14.985	<b>22.174</b>	13.377
<b>(237) William Sterup Nielsen</b>						
1	14:12:19.526	<b>54.624</b>	+4.276	16.380	24.734	13.510
2	14:13:10.963	<b>51.437</b>	+1.089	15.518	22.635	13.284
3	14:14:01.650	<b>50.687</b>	+0.339	15.014	22.403	13.270
4	14:14:52.364	<b>50.714</b>	+0.366	15.057	<b>22.311</b>	13.346
5	14:15:43.283	<b>50.919</b>	+0.571	15.251	22.406	13.262
6	14:16:35.026	<b>51.743</b>	+1.395	15.200	23.306	13.237
7	14:17:25.702	<b>50.676</b>	+0.328	14.990	22.503	13.183
8	14:18:16.050	<b>50.348</b>		14.946	22.342	<b>13.060</b>
9	14:19:06.898	<b>50.848</b>	+0.500	<b>14.935</b>	22.369	13.544
<b>(294) Leo Klok</b>						
1	14:12:19.230	<b>54.447</b>	+4.063	16.322	24.524	13.601
2	14:13:10.140	<b>50.910</b>	+0.526	15.109	22.607	13.194
3	14:14:00.645	<b>50.505</b>	+0.121	14.967	22.433	<b>13.105</b>
4	14:14:52.262	<b>51.617</b>	+1.233	15.336	22.401	13.880
5	14:15:43.086	<b>50.824</b>	+0.440	15.155	22.441	13.228
6	14:16:35.626	<b>52.540</b>	+2.156	15.620	23.346	13.574
7	14:17:26.010	<b>50.384</b>		15.051	22.228	13.105
8	14:18:16.438	<b>50.428</b>	+0.044	14.976	22.324	13.128
9	14:19:06.982	<b>50.544</b>	+0.160	<b>14.869</b>	<b>22.195</b>	13.480
<b>(247) Ben Schumacher</b>						
1	14:12:21.712	<b>55.024</b>	+4.314	16.817	24.612	13.595
2	14:13:13.070	<b>51.358</b>	+0.648	15.346	22.712	13.300
3	14:14:04.117	<b>51.047</b>	+0.337	15.151	22.723	13.173
4	14:14:54.936	<b>50.819</b>	+0.109	15.032	22.538	13.249
5	14:15:45.927	<b>50.991</b>	+0.281	15.135	22.648	13.208
6	14:16:36.637	<b>50.710</b>		<b>15.017</b>	<b>22.446</b>	13.247
7	14:17:29.561	<b>52.924</b>	+2.214	15.921	23.585	13.418
8	14:18:20.383	<b>50.822</b>	+0.112	15.147	22.528	<b>13.147</b>
9	14:19:11.159	<b>50.776</b>	+0.066	15.101	22.475	13.200
<b>(266) Lean Kircher</b>						
1	14:12:19.803	<b>53.993</b>	+3.271	16.672	23.826	13.495
2	14:13:12.526	<b>52.723</b>	+2.001	15.665	23.798	13.260
3	14:14:03.476	<b>50.950</b>	+0.228	15.152	22.569	13.229
4	14:14:54.545	<b>51.069</b>	+0.347	15.183	22.631	13.255
5	14:15:45.649	<b>51.104</b>	+0.382	15.198	22.620	13.286
6	14:16:36.465	<b>50.816</b>	+0.094	15.061	<b>22.386</b>	13.369
7	14:17:29.722	<b>53.257</b>	+2.535	16.467	23.304	13.486
8	14:18:20.569	<b>50.847</b>	+0.125	15.111	22.536	<b>13.200</b>
9	14:19:11.291	<b>50.722</b>		<b>15.041</b>	22.468	13.213
<b>(277) Nick Ried</b>						
1	14:12:21.611	<b>56.033</b>	+5.657	17.403	25.013	13.617
2	14:13:13.572	<b>51.961</b>	+1.585	15.948	22.729	13.284
3	14:14:05.691	<b>52.119</b>	+1.743	15.133	23.638	13.348
4	14:14:57.467	<b>51.776</b>	+1.400	15.450	22.804	13.522
5	14:15:48.293	<b>50.826</b>	+0.450	15.089	22.530	13.207
6	14:16:38.868	<b>50.575</b>	+0.199	<b>15.008</b>	22.333	13.234
7	14:17:29.982	<b>51.114</b>	+0.738	15.053	22.617	13.444
8	14:18:21.099	<b>51.117</b>	+0.741	15.206	22.458	13.453
9	14:19:11.475	<b>50.376</b>		15.072	<b>22.204</b>	<b>13.100</b>
<b>(211) Presian Stoyanov</b>						

INT. ADAC Kartrennen Kerpen

DMKM - Mini

Erftlandring Kerpen 1,110 Km

Qualifying Heat 1

20.07.2024 14:05

Race (9 Laps) started at 14:11:23

Lap	Time of Day	Lap Tm	Diff	S1 Tm	S2 Tm	S3 Tm
4	14:14:54.751	<b>50.952</b>	+0.384	15.088	22.651	13.213
5	14:15:46.521	<b>51.770</b>	+1.202	15.215	23.174	13.381
6	14:16:37.225	<b>50.704</b>	+0.136	15.002	22.530	<b>13.172</b>
7	14:17:30.217	<b>52.992</b>	+2.424	15.439	23.881	13.672
8	14:18:21.439	<b>51.222</b>	+0.654	15.176	22.569	13.477
9	14:19:12.007	<b>50.568</b>		<b>14.942</b>	<b>22.405</b>	13.221

(225) Noel Mannsperger

1	14:12:20.399	<b>54.722</b>	+4.271	17.069	24.194	13.469
2	14:13:11.908	<b>51.509</b>	+1.058	15.225	23.095	13.189
3	14:14:02.930	<b>51.022</b>	+0.571	15.096	22.735	13.191
4	14:14:54.458	<b>51.528</b>	+1.077	15.425	22.747	13.356
5	14:15:45.348	<b>50.890</b>	+0.439	15.136	22.580	13.174
6	14:16:36.521	<b>51.173</b>	+0.722	15.122	22.559	13.492
7	14:17:29.910	<b>53.389</b>	+2.938	16.738	23.185	13.466
8	14:18:21.771	<b>51.861</b>	+1.410	15.105	22.608	14.148
9	14:19:12.222	<b>50.451</b>		<b>15.015</b>	<b>22.348</b>	<b>13.088</b>

(224) Paul Bernhard

1	14:12:22.625	<b>55.847</b>	+5.262	17.188	24.832	13.827
2	14:13:14.826	<b>52.201</b>	+1.616	16.059	22.906	13.236
3	14:14:06.008	<b>51.182</b>	+0.597	15.121	22.735	13.326
4	14:14:57.498	<b>51.490</b>	+0.905	15.312	22.941	13.237
5	14:15:49.098	<b>51.600</b>	+1.015	15.278	22.913	13.409
6	14:16:40.056	<b>50.958</b>	+0.373	15.170	22.624	13.164
7	14:17:32.200	<b>52.144</b>	+1.559	15.212	22.698	14.234
8	14:18:23.218	<b>51.018</b>	+0.433	15.176	22.692	13.150
9	14:19:13.803	<b>50.585</b>		<b>15.079</b>	<b>22.425</b>	<b>13.081</b>

(274) Bruno Kortekaas

1	14:12:20.705	<b>54.875</b>	+4.278	17.003	24.590	13.282
2	14:13:11.982	<b>51.277</b>	+0.680	15.098	22.980	13.199
3	14:14:03.050	<b>51.068</b>	+0.471	15.182	22.685	13.201
4	14:14:54.354	<b>51.304</b>	+0.707	15.162	22.809	13.333
5	14:15:45.101	<b>50.747</b>	+0.150	15.038	22.517	13.192
6	14:16:36.381	<b>51.280</b>	+0.683	15.038	<b>22.434</b>	13.808
7	14:17:32.315	<b>56.934</b>	+5.337	18.816	22.975	14.143
8	14:18:23.443	<b>51.128</b>	+0.531	15.203	22.667	13.258
9	14:19:14.040	<b>50.597</b>		<b>14.964</b>	22.517	<b>13.116</b>

(317) Kilian Kommer

1	14:12:22.927	<b>54.916</b>	+3.861	16.211	25.019	13.686
2	14:13:15.854	<b>52.927</b>	+1.872	15.867	23.593	13.467
3	14:14:07.236	<b>51.382</b>	+0.327	15.344	22.653	13.385
4	14:14:58.291	<b>51.055</b>		<b>15.113</b>	22.625	13.317
5	14:15:49.390	<b>51.099</b>	+0.044	15.254	22.559	13.286
6	14:16:40.646	<b>51.256</b>	+0.201	15.199	22.843	<b>13.214</b>
7	14:17:32.401	<b>51.755</b>	+0.700	15.333	<b>22.495</b>	13.927
8	14:18:23.783	<b>51.382</b>	+0.327	15.327	22.810	13.245
9	14:19:14.967	<b>51.184</b>	+0.129	15.190	22.777	13.217

(261) Semih Bektas

1	14:12:23.104	<b>55.913</b>	+4.911	17.290	24.965	13.658
2	14:13:16.012	<b>52.908</b>	+1.906	15.829	23.593	13.486
3	14:14:07.822	<b>51.810</b>	+0.808	15.366	22.806	13.638
4	14:14:58.860	<b>51.038</b>	+0.036	15.199	<b>22.394</b>	13.445
5	14:15:49.862	<b>51.002</b>		<b>15.091</b>	22.595	13.316
6	14:16:40.913	<b>51.051</b>	+0.049	15.091	22.616	13.344
7	14:17:32.788	<b>51.875</b>	+0.873	15.547	22.630	13.698
8	14:18:23.985	<b>51.197</b>	+0.195	15.432	22.425	13.340
9	14:19:15.055	<b>51.070</b>	+0.068	15.161	22.687	<b>13.222</b>

(322) Pelle Van Echtelt

1	14:12:22.445	<b>56.447</b>	+5.349	17.479	25.171	13.797
2	14:13:14.459	<b>52.014</b>	+0.916	15.629	23.016	13.369
3	14:14:05.779	<b>51.320</b>	+0.222	15.201	22.839	13.280
4	14:14:57.248	<b>51.469</b>	+0.371	15.264	22.804	13.401
5	14:15:48.967	<b>51.719</b>	+0.621	15.235	23.036	13.448
6	14:16:40.550	<b>51.583</b>	+0.485	15.422	22.816	13.345
7	14:17:32.671	<b>52.121</b>	+1.023	15.637	22.756	13.728
8	14:18:24.210	<b>51.539</b>	+0.441	15.695	22.627	<b>13.217</b>
9	14:19:15.308	<b>51.098</b>		<b>15.155</b>	<b>22.559</b>	13.384

(223) Alexandr Machač

1	14:12:22.445	<b>56.447</b>	+5.349	17.479	25.171	13.797
---	--------------	---------------	--------	--------	--------	--------

Lap	Time of Day	Lap Tm	Diff	S1 Tm	S2 Tm	S3 Tm
1	14:12:23.641	<b>55.614</b>	+4.396	16.652	25.132	13.830
2	14:13:16.458	<b>52.817</b>	+1.599	15.771	23.574	13.472
3	14:14:08.315	<b>51.857</b>	+0.639	15.181	23.125	13.551
4	14:15:00.343	<b>52.028</b>	+0.810	15.225	23.265	13.538
5	14:15:52.887	<b>52.544</b>	+1.326	15.302	23.258	13.984
6	14:16:45.311	<b>52.424</b>	+1.206	15.943	23.080	13.401
7	14:17:36.773	<b>51.462</b>	+0.244	15.227	22.874	13.361
8	14:18:28.116	<b>51.343</b>	+0.125	15.134	<b>22.775</b>	13.434
9	14:19:19.334	<b>51.218</b>		<b>15.042</b>	22.855	<b>13.321</b>

(246) Marvin Zimmermann

1	14:12:24.101	<b>55.569</b>	+4.426	16.833	24.914	13.822
2	14:13:17.021	<b>52.920</b>	+1.777	15.737	23.497	13.686
3	14:14:09.000	<b>51.979</b>	+0.836	15.378	22.868	13.733
4	14:15:00.595	<b>51.595</b>	+0.452	15.430	22.854	13.311
5	14:15:53.051	<b>52.456</b>	+1.313	15.350	23.117	13.989
6	14:16:45.509	<b>52.458</b>	+1.315	15.916	23.041	13.501
7	14:17:37.132	<b>51.623</b>	+0.480	15.222	23.110	13.291
8	14:18:28.359	<b>51.227</b>	+0.084	15.307	<b>22.666</b>	13.254
9	14:19:19.502	<b>51.143</b>		<b>15.167</b>	22.724	<b>13.252</b>

(209) Alexandre Mgalobishvili

1	14:12:24.279	<b>55.086</b>	+4.047	16.432	24.915	13.739
2	14:13:17.151	<b>52.872</b>	+1.833	15.638	23.490	13.744
3	14:14:09.481	<b>52.330</b>	+1.291	15.487	23.013	13.830
4	14:15:01.180	<b>51.699</b>	+0.660	15.270	23.041	13.388
5	14:15:53.421	<b>52.241</b>	+1.202	15.298	23.089	13.854
6	14:16:45.896	<b>52.475</b>	+1.436	15.884	23.219	13.372
7	14:17:37.508	<b>51.612</b>	+0.573	15.187	22.942	13.483
8	14:18:28.690	<b>51.182</b>	+0.143	15.349	22.707	<b>13.126</b>
9	14:19:19.729	<b>51.039</b>		<b>15.069</b>	<b>22.682</b>	13.288

(318) Oscar Beumers

1	14:12:23.811	<b>55.546</b>	+3.956	16.934	24.953	13.659
2	14:13:16.614	<b>52.803</b>	+1.213	15.833	23.502	13.468
3	14:14:09.238	<b>52.624</b>	+1.034	15.300	23.354	13.970
4	14:15:00.828	<b>51.590</b>		15.323	22.954	13.313
5	14:15:53.137	<b>52.309</b>	+0.719	15.315	23.358	13.636
6	14:16:45.739	<b>52.602</b>	+1.012	15.970	23.323	<b>13.309</b>
7	14:17:37.415	<b>51.676</b>	+0.086	<b>15.262</b>	22.944	13.470
8	14:18:29.374	<b>51.959</b>	+0.369	15.409	23.096	13.454
9	14:19:21.236	<b>51.862</b>	+0.272	15.552	<b>22.934</b>	13.376

(212) Jonathan Maier

1	14:12:22.837	<b>55.614</b>	+3.902	16.894	24.831	13.889
2	14:13:15.675	<b>52.838</b>	+1.126	15.699	23.582	13.557
3	14:14:07.609	<b>51.934</b>	+0.222	15.367	23.028	13.539
4	14:15:00.155	<b>52.546</b>	+0.834	15.590	23.362	13.594
5	14:15:52.690	<b>52.535</b>	+0.823	<b>15.300</b>	23.264	13.971
6	14:16:46.273	<b>53.583</b>	+1.871	16.931	23.128	13.524
7	14:17:38.245	<b>51.972</b>	+0.260	15.423	22.955	13.594
8	14:18:30.231	<b>51.986</b>	+0.274	15.393	23.034	13.559
9	14:19:21.943	<b>51.712</b>		15.335	<b>22.863</b>	<b>13.514</b>

(321) Edin Keserovic

1	14:12:21.995	<b>55.559</b>	+4.971	17.166	24.905	13.488
2	14:13:28.688	<b>1:06.693</b>	+16.105	22.867	29.571	14.255
3	14:14:19.717	<b>51.029</b>	+0.441	15.125	22.694	13.210
4	14:15:10.972	<b>51.255</b>	+0.667	15.053	22.551	13.651
5	14:16:02.672	<b>51.700</b>	+1.112	15.074	23.083	13.543
6	14:16:53.663	<b>50.991</b>	+0.403	15.116	22.673	13.202
7	14:17:44.488	<b>50.825</b>	+0.237	15.018	22.627	13.180
8	14:18:35.076	<b>50.588</b>		14.983	22.499	<b>13.106</b>
9	14:19:25.888	<b>50.812</b>	+0.224	<b>14.939</b>	<b>22.366</b>	13.507

(319) Tim Feldmann

1	14:12:24.904	<b>55.362</b>	+3.166	16.847	24.518	13.997
2	14:13:17.644	<b>52.740</b>	+0.544	15.496	23.438	13.806
3	14:14:10.004	<b>52.360</b>	+0.164	15.509	23.141	13.710
4	14:15:02.200	<b>52.196</b>		<b>15.321</b>	<b>23.074</b>	13.801
5	14:15:55.010	<b>52.810</b>	+0.614	15.523	23.356	13.931

INT. ADAC Kartrennen Kerpen

DMKM - Mini

Erftlandring Kerpen 1,110 Km

Qualifying Heat 1

20.07.2024 14:05

Race (9 Laps) started at 14:11:23

Lap	Time of Day	Lap Tm	Diff	S1 Tm	S2 Tm	S3 Tm	Lap	Time of Day	Lap Tm	Diff	S1 Tm	S2 Tm	S3 Tm
9	14:19:26.401	<b>53.525</b>	+1.329	15.958	23.219	14.348							
<b>(320) Storm Van Rossum</b>													
1	14:12:21.900	<b>54.869</b>	+4.039	16.712	24.580	13.577							
2	14:13:35.749	<b>1:13.849</b>	+23.019	36.592	23.843	13.414							
3	14:14:27.120	<b>51.371</b>	+0.541	15.326	22.603	13.442							
4	14:15:18.932	<b>51.812</b>	+0.982	15.540	22.672	13.600							
5	14:16:10.167	<b>51.235</b>	+0.405	15.226	22.597	13.412							
6	14:17:01.179	<b>51.012</b>	+0.182	15.223	<b>22.446</b>	13.343							
7	14:17:52.164	<b>50.985</b>	+0.155	15.171	22.497	13.317							
8	14:18:43.180	<b>51.016</b>	+0.186	15.140	22.521	13.355							
9	14:19:34.010	<b>50.830</b>		<b>15.090</b>	22.459	<b>13.281</b>							
<b>(214) Henri Möhring</b>													
1	14:12:18.920	<b>54.937</b>	+4.445	16.390	25.097	13.450							
2	14:13:09.762	<b>50.842</b>	+0.350	15.010	22.614	13.218							
3	14:14:00.336	<b>50.574</b>	+0.082	14.968	22.486	<b>13.120</b>							
4	14:15:21.361	<b>1:21.025</b>	+30.533	<b>14.862</b>	22.564	43.599							
5	14:16:13.916	<b>52.555</b>	+2.063	16.627	22.575	13.353							
6	14:17:04.681	<b>50.765</b>	+0.273	15.086	22.434	13.245							
7	14:17:55.325	<b>50.644</b>	+0.152	15.028	22.379	13.237							
8	14:18:45.823	<b>50.498</b>	+0.006	15.031	<b>22.296</b>	13.171							
9	14:19:36.315	<b>50.492</b>		15.009	22.300	13.183							
<b>(249) Jonas Hubacek</b>													
1	14:12:18.215	<b>54.048</b>	+3.718	16.246	24.485	13.317							
2	14:13:09.432	<b>51.217</b>	+0.887	15.167	22.990	<b>13.060</b>							
3	14:14:00.059	<b>50.627</b>	+0.297	15.064	22.481	13.082							
4	14:15:34.151	<b>1:34.092</b>	+43.762	14.947	22.649	56.496							
5	14:16:26.914	<b>52.763</b>	+2.433	17.262	22.414	13.087							
6	14:17:17.332	<b>50.418</b>	+0.088	<b>14.944</b>	22.347	13.127							
7	14:18:07.716	<b>50.384</b>	+0.054	15.001	<b>22.137</b>	13.246							
8	14:18:58.046	<b>50.330</b>		14.969	22.205	13.156							
<b>(285) Felix Groneck</b>													
1	14:12:19.700	<b>53.939</b>	+3.285	16.466	24.005	13.468							
2	14:13:10.808	<b>51.108</b>	+0.454	15.065	22.813	13.230							
3	14:14:01.538	<b>50.730</b>	+0.076	14.981	22.524	13.225							
4	14:14:52.192	<b>50.654</b>		<b>14.919</b>	<b>22.483</b>	13.252							
5	14:15:43.008	<b>50.816</b>	+0.162	15.028	22.569	<b>13.219</b>							
6	14:16:36.444	<b>53.436</b>	+2.782	15.285	23.610	14.541							
7	14:17:32.443	<b>55.999</b>	+5.345	15.350	26.018	14.631							
<b>(221) Devin Titz</b>													
1	14:12:19.039	<b>54.950</b>	+4.356	16.957	24.472	13.521							
2	14:13:09.961	<b>50.922</b>	+0.328	15.174	22.610	13.138							
3	14:14:00.555	<b>50.594</b>		<b>15.038</b>	22.478	<b>13.078</b>							
<b>(325) Amelie Heuwers</b>													
1	14:12:23.351	<b>54.950</b>	+3.240	16.394	24.764	13.792							
2	14:13:16.255	<b>52.904</b>	+1.194	15.723	23.665	13.516							
3	14:14:07.965	<b>51.710</b>		<b>15.216</b>	<b>23.121</b>	<b>13.373</b>							

INT. ADAC Kartrennen Kerpen

Lapchart

DMKM - Mini

Erftlandring Kerpen 1,110 Km

Qualifying Heat 1

20.07.2024 14:05

Race (9 Laps) started at 14:11:23

Competitors	Laps										
		0	1	2	3	4	5	6	7	8	9
Milan Rossi (244)	1	244	244	244	244	244	244	244	244	244	244
Gustav Christensen (219)	2	219	219	219	219	219	219	219	219	219	219
Henri Möhring (214)	3	214	241	241	241	241	255	255	222	222	222
Damian Luca Zeller (241)	4	241	255	255	255	255	241	222	255	255	255
Devin Titz (221)	5	221	220	220	222	222	222	241	241	241	241
Carlos Nees (222)	6	222	249	222	220	220	220	220	220	220	220
Jonas Hubacek (249)	7	249	222	249	249	301	301	301	301	301	301
Alex Huizer (255)	8	255	214	214	214	285	285	237	237	237	275
Neo Knapp (220)	9	220	221	221	221	294	294	275	275	275	237
Leo Klok (294)	10	294	294	294	294	237	237	294	294	294	294
William Sterup Nielsen (237)	11	237	301	301	301	275	275	274	247	247	247
Senn Lindeman (301)	12	301	237	285	285	274	274	285	266	266	266
Nick Ried (277)	13	277	285	237	237	225	225	266	225	277	277
Noel Mannsperger (225)	14	225	266	275	275	266	266	225	277	211	211
Felix Groneck (285)	15	285	275	225	225	211	247	247	211	225	225
Lean Kircher (266)	16	266	225	274	274	247	211	211	224	224	224
Bruno Kortekaas (274)	17	274	274	266	266	322	277	277	274	274	274
Mico Lionn Schweers (275)	18	275	211	211	211	277	322	224	317	317	317
Pelle Van Echtelt (322)	19	322	277	247	247	224	224	322	285	261	261
Presian Stoyanov (211)	20	211	247	277	277	317	317	317	322	322	322
Edin Keserovic (321)	21	321	320	322	322	261	261	261	261	223	223
Ben Schumacher (247)	22	247	321	224	224	212	212	223	223	246	246
Paul Bernhard (224)	23	224	322	212	317	223	223	246	246	209	209
Storm Van Rossum (320)	24	320	224	317	212	246	246	318	318	318	318
Semih Bektas (261)	25	261	212	261	261	318	318	209	209	212	212
Jonathan Maier (212)	26	212	317	325	325	209	209	212	212	319	321
Kilian Kommer (317)	27	317	261	223	223	319	319	319	319	321	319
Alexandr Machač (223)	28	223	325	318	246	321	321	321	321	320	320
Oscar Beumers (318)	29	318	223	246	318	320	320	320	320	214	214
Amelie Heuwers (325)	30	325	318	209	209	214	214	214	214	249	
Marvin Zimmermann (246)	31	246	246	319	319	249	249	249	249		
Alexandre Mgaloblishvili (209)	32	209	209	321	321						
Tim Feldmann (319)	33	319	319	320	320						



### DMKM - Mini

### Qualifying Heat 2

Track length: 1.110 Km

Race Started: 16:49:11

Best Lap by: 244 - Milan Rossi - 49.435


Rank	#	Driver	Nat	Sponsor Entrant	Nat	License E-License	Make	laps	T. Time Diff	Best Lap	Penalty	Points
1	0	244 Milan Rossi	DEU	Lanari Racing Team	DEU	NKA13619 KBF17166	KR/IAME/Vega	9	7:29.601	49.435		50
2	0	219 Gustav Christensen	SWE	CRG Holland	NLD	NKA133604 IBL15521	CRG/TM/Vega	9	7:35.245 5.644	49.832		44
3	6	255 Alex Huizer	NLD	CRG Holland	NLD	NKA52410 IBL15521007	CRG/TM /Vega	9	7:35.613 6.012	49.971		41
4	1	241 Damian Luca Zeller	DEU	APEX Performance	DEU	NKA28615 KBF38438	Maranello/TM/Vega	9	7:36.118 6.517	50.248		38
5	-2	214 Henri Möhring	DEU	ADAC Hessen-Thüringen e.V. TB Racing Team	DEU	NKA16972 KBF38262	KR/IAME/Vega	9	7:36.319 6.718	50.100		36
6	-2	221 Devin Titz	DEU	CRG Holland	NLD	NKA14835 IBL15521	CRG/TM/Vega	9	7:38.918 9.317	50.037		34
7	6	277 Nick Ried	DEU	Lanari Racing Team	DEU	NKA10695 KBF17166	KR/IAME/Vega	9	7:39.123 9.522	50.155		32
8	0	294 Leo Klok	NLD	Miranda Klok-Holtjer	NLD	NKA52623 BEK52403	Oberon/IAME/Vega	9	7:39.321 9.720	49.842		30
9	-2	249 Jonas Hubacek	CZE	Michal Hubacek	CZE	NKA24AS0050 IBL24AT00121	MS KART/TM/Vega	9	7:41.450 11.849	49.799	+ 5 sec	28
10	9	275 Mico Lionn Schweers	DEU	Swantje Schweers	DEU	NKA26817 BEK26817	Oberon/IAME/Vega	9	7:42.446 12.845	50.337		27
11	-1	237 William Sterup Nielsen	DNK	CRG-Deutschland	DEU	NKA95174 KBF42811	CRG/TM/Vega	9	7:42.825 13.224	50.142		26
12	2	274 Bruno Kortekaas	NLD	CRG Holland	NLD	NKA52405 IBL15521007	CRG/TM/Vega	9	7:45.223 15.622	50.419		25
13	5	266 Lean Kircher	DEU	ADAC Hessen-Thüringen e.V. Ebert Motorsport	DEU	NKA25532 KBF38528	Alonso Kart/TM/Vega	9	7:45.403 15.802	50.343		24
14	-2	301 Senn Lindeman	NLD	Paauwer Kart Racing	NLD	NKA50470 IBL19655006	Birel ART/TM/Vega	9	7:45.714 16.113	50.122		23
15	7	224 Paul Bernhard	DEU	Valier Motorsport	DEU	NKA41687 KBF39300	Energy/TM/Vega	9	7:46.900 17.299	50.543		22
16	9	261 Semih Bektas	DEU	Lanari Racing Team	DEU	NKA42993 BIC17166	KR/IAME/Vega	9	7:47.431 17.830	50.850		21
17	6	211 Presian Stoyanov	DEU	ADAC Berlin-Brandenburg e.V. TR Motorsport	DEU	NKA30339 KBF42809	RS/IAME/Vega	9	7:47.516 17.915	50.490		20
18	-3	225 Noel Mannsperger	DEU	NEES RACING	DEU	NKA11122 KBF17863	KR/IAME/Vega	9	7:47.845 18.244	50.352	+ 5 sec	19
19	5	320 Storm Van Rossum	NLD	Thomas van Rossum	NLD	NKA48829 IEL48821	Parolin/IAME/Vega	9	7:48.567 18.966	50.764		18
20	1	322 Pelle Van Echtelt	NLD	Michael van Echtelt	NLD	ITD-C52456 IDC52459	Parolin/IAME/Vega	9	7:48.827 19.226	50.983		17
21	5	223 Alexandr Machac	CZE	SIM-ON	DEU	NTG C24AS0666 KBF39246	Drago Corse/TM/Vega	9	7:49.413 19.812	50.825		16
22	10	209 Alexandre Mgaloblishvili	GEO	CRG Deutschland	DEU	NKA230055 KBF18122	CRG/TM/Vega	9	7:49.556 19.955	50.511		15
23	5	317 Kilian Kommer	DEU	RMW Motorsport GmbH	DEU	10717 BIF39010	OTK/TM/Vega	9	7:50.039 20.438	50.645		14
24	5	318 Oscar Beumers	DEU	MSC-Langenfeld e. V. im ADAC Beumers, Oscar	DEU	NKA44755 BIC16950	Falcon/IAME/Vega	9	7:51.035 21.434	50.932		13
25	8	246 Marvin Zimmermann	DEU	NEES RACING	DEU	NKA10834 KBF17863	KR/IAME/Vega	9	7:51.085 21.484	50.915		12
26	-9	285 Felix Groneck	DEU	CRG Holland	NLD	NKA16373 IBL15521007	CRG/TM/Vega	9	7:53.358 23.757	50.433	+ 5 sec	11
27	-21	222 Carlos Nees	DEU	NEES RACING	DEU	NKA17874 KBF17863	KR/IAME/Vega	9	7:57.182 27.581	49.917		10
28	-17	220 Neo Knapp	DEU	Team NKS	DEU	NKA11204 KBF42057	DR/TM/Vega	9	7:57.908 28.307	49.986		9
29	1	319 Tim Feldmann	DEU	Falcon Racing Team	DEU	NKA44998 IBL12133007	Falcon /IAME/Vega	9	8:07.830 38.229	53.058		8
30	-10	247 Ben Schumacher	DEU	ADAC Team Weser-Ems e.V. CRG Holland	NLD	NKA10666 IBL15521008	CRG/TM/Vega	7	6:09.679 2 Laps	50.456	+ 5 sec	7
31	0	325 Amelie Heuwers	DEU	Team Hemkemeyer	DEU	NA38881 KBF42853	Tony Kart/TM/Vega	7	7:33.108 2 Laps	51.212		6
32	-5	212 Jonathan Maier	DEU	7L-Performance	DEU	NKA41248 KBF38668	Tony Kart/TM/Vega	3	2:42.160 6 Laps	51.574		5
33	-17	321 Edin Keserovic	DEU	Lanari Racing Team	DEU	NKA12345 KBF42334	KR/IAME/Vega	0	5.000 9 Laps		+ 5 sec	4

#### Announcements

# 249,225,247,285,321 + 5 sec front fairing

Timekeeper  
M.Riehmers

Race Director  
H.Seidel



INT. ADAC Kartrennen Kerpen

DMKM - Mini

Erftlandring Kerpen 1,110 Km

Qualifying Heat 2

20.07.2024 16:45

Race (9 Laps) started at 16:49:11

Lap	Time of Day	Lap Tm	Diff	S1 Tm	S2 Tm	S3 Tm
<b>(244) Milan Rossi</b>						
1	16:50:02.161	<b>51.034</b>	+1.599	15.694	22.341	12.999
2	16:50:52.209	<b>50.048</b>	+0.613	14.954	22.187	12.907
3	16:51:42.196	<b>49.987</b>	+0.552	14.886	22.126	12.975
4	16:52:31.952	<b>49.756</b>	+0.321	14.895	21.927	12.934
5	16:53:21.608	<b>49.656</b>	+0.221	14.856	21.880	12.920
6	16:54:11.194	<b>49.586</b>	+0.151	14.838	21.914	<b>12.834</b>
7	16:55:00.629	<b>49.435</b>		<b>14.795</b>	<b>21.788</b>	12.852
8	16:55:50.757	<b>50.128</b>	+0.693	14.807	22.364	12.957
9	16:56:40.728	<b>49.971</b>	+0.536	14.828	22.025	13.118
<b>(219) Gustav Christensen</b>						
1	16:50:03.553	<b>52.273</b>	+2.441	16.234	22.817	13.222
2	16:50:54.513	<b>50.960</b>	+1.128	15.296	22.435	13.229
3	16:51:45.021	<b>50.508</b>	+0.676	15.031	22.385	13.092
4	16:52:35.181	<b>50.160</b>	+0.328	14.939	22.241	12.980
5	16:53:25.627	<b>50.446</b>	+0.614	14.901	22.355	13.190
6	16:54:16.103	<b>50.476</b>	+0.644	15.143	22.292	13.041
7	16:55:06.248	<b>50.145</b>	+0.313	14.931	22.128	13.086
8	16:55:56.540	<b>50.292</b>	+0.460	14.938	22.331	13.023
9	16:56:46.372	<b>49.832</b>		<b>14.863</b>	<b>21.994</b>	<b>12.975</b>
<b>(255) Alex Huizer</b>						
1	16:50:04.117	<b>52.641</b>	+2.670	16.390	22.935	13.316
2	16:50:54.740	<b>50.623</b>	+0.652	15.065	22.494	13.064
3	16:51:45.493	<b>50.753</b>	+0.782	15.110	22.554	13.089
4	16:52:36.038	<b>50.545</b>	+0.574	15.095	22.479	12.971
5	16:53:26.355	<b>50.317</b>	+0.346	14.959	22.321	13.037
6	16:54:16.614	<b>50.259</b>	+0.288	15.020	22.281	12.958
7	16:55:06.694	<b>50.080</b>	+0.109	15.020	22.144	<b>12.916</b>
8	16:55:56.769	<b>50.075</b>	+0.104	14.888	22.220	12.967
9	16:56:46.740	<b>49.971</b>		<b>14.852</b>	<b>22.132</b>	12.987
<b>(241) Damian Luca Zeller</b>						
1	16:50:03.287	<b>51.987</b>	+1.739	16.077	22.760	13.150
2	16:50:54.116	<b>50.829</b>	+0.581	15.124	22.460	13.245
3	16:51:44.644	<b>50.528</b>	+0.280	15.004	22.379	13.145
4	16:52:34.900	<b>50.256</b>	+0.008	14.960	<b>22.157</b>	13.139
5	16:53:25.511	<b>50.611</b>	+0.363	14.946	22.530	13.135
6	16:54:16.219	<b>50.708</b>	+0.460	15.407	22.280	13.021
7	16:55:06.474	<b>50.255</b>	+0.007	15.017	22.204	13.034
8	16:55:56.997	<b>50.523</b>	+0.275	14.960	22.562	<b>13.001</b>
9	16:56:47.245	<b>50.248</b>		<b>14.936</b>	22.298	13.014
<b>(214) Henri Möhring</b>						
1	16:50:03.460	<b>52.239</b>	+2.139	16.014	22.989	13.236
2	16:50:54.334	<b>50.874</b>	+0.774	15.274	22.433	13.167
3	16:51:45.772	<b>51.438</b>	+1.338	15.100	22.788	13.550
4	16:52:36.344	<b>50.572</b>	+0.472	15.137	22.256	13.179
5	16:53:26.764	<b>50.420</b>	+0.320	14.916	22.304	13.200
6	16:54:17.019	<b>50.255</b>	+0.155	15.021	<b>22.169</b>	13.065
7	16:55:07.139	<b>50.120</b>	+0.020	<b>14.852</b>	22.182	13.086
8	16:55:57.239	<b>50.100</b>		14.955	22.197	<b>12.948</b>
9	16:56:47.446	<b>50.207</b>	+0.107	14.922	22.243	13.042
<b>(249) Jonas Hubacek</b>						
1	16:50:03.829	<b>52.435</b>	+2.636	16.309	22.870	13.256
2	16:50:57.173	<b>53.344</b>	+3.545	15.154	24.920	13.270
3	16:51:47.637	<b>50.464</b>	+0.665	14.952	22.429	13.083
4	16:52:37.872	<b>50.235</b>	+0.436	14.967	22.255	13.013
5	16:53:28.034	<b>50.162</b>	+0.363	14.936	22.224	13.002
6	16:54:17.996	<b>49.962</b>	+0.163	14.832	22.136	12.994
7	16:55:07.928	<b>49.932</b>	+0.133	14.860	22.105	12.967
8	16:55:57.778	<b>49.850</b>	+0.051	14.815	22.077	12.958
9	16:56:47.577	<b>49.799</b>		<b>14.780</b>	<b>22.068</b>	<b>12.951</b>
<b>(221) Devin Titz</b>						
1	16:50:04.164	<b>52.511</b>	+2.474	16.537	22.679	13.295
2	16:50:57.654	<b>53.490</b>	+3.453	15.341	24.917	13.232
3	16:51:48.324	<b>50.670</b>	+0.633	15.124	22.315	13.231
4	16:52:38.831	<b>50.507</b>	+0.470	15.016	22.267	13.224
5	16:53:29.296	<b>50.465</b>	+0.428	15.084	22.194	13.187
6	16:54:19.497	<b>50.201</b>	+0.164	<b>14.914</b>	22.214	13.073

Lap	Time of Day	Lap Tm	Diff	S1 Tm	S2 Tm	S3 Tm
7	16:55:09.734	<b>50.237</b>	+0.200	14.981	22.192	13.064
8	16:55:59.771	<b>50.037</b>		14.929	<b>22.075</b>	13.033
9	16:56:50.045	<b>50.274</b>	+0.237	14.973	22.297	<b>13.004</b>
<b>(277) Nick Ried</b>						
1	16:50:05.099	<b>53.240</b>	+3.085	16.579	23.341	13.320
2	16:50:57.390	<b>52.291</b>	+2.136	15.187	23.782	13.322
3	16:51:48.396	<b>51.006</b>	+0.851	15.516	22.405	13.085
4	16:52:38.914	<b>50.518</b>	+0.363	15.046	22.291	13.181
5	16:53:29.373	<b>50.459</b>	+0.304	15.170	22.213	13.076
6	16:54:19.692	<b>50.319</b>	+0.164	15.005	22.227	13.087
7	16:55:09.895	<b>50.203</b>	+0.048	14.949	22.150	13.104
8	16:56:00.050	<b>50.155</b>		15.007	<b>22.110</b>	<b>13.038</b>
9	16:56:50.250	<b>50.200</b>	+0.045	<b>14.907</b>	22.247	13.046
<b>(294) Leo Klok</b>						
1	16:50:05.554	<b>52.857</b>	+3.015	16.243	23.059	13.555
2	16:50:57.748	<b>52.194</b>	+2.352	15.073	23.922	13.199
3	16:51:48.538	<b>50.790</b>	+0.948	15.350	22.368	13.072
4	16:52:39.024	<b>50.486</b>	+0.644	15.052	22.211	13.223
5	16:53:30.086	<b>51.062</b>	+1.220	15.678	22.271	13.113
6	16:54:20.424	<b>50.338</b>	+0.496	15.045	22.245	13.048
7	16:55:10.394	<b>49.970</b>	+0.128	15.002	<b>22.035</b>	<b>12.933</b>
8	16:56:00.236	<b>49.842</b>		14.829	22.072	12.941
9	16:56:50.448	<b>50.212</b>	+0.370	<b>14.823</b>	22.244	13.145
<b>(275) Mico Lionn Schweers</b>						
1	16:50:06.505	<b>54.109</b>	+3.772	16.908	23.780	13.421
2	16:50:58.177	<b>51.672</b>	+1.335	15.130	23.256	13.286
3	16:51:49.635	<b>51.458</b>	+1.121	15.255	22.702	13.501
4	16:52:40.203	<b>50.568</b>	+0.231	14.990	22.506	<b>13.072</b>
5	16:53:31.792	<b>51.589</b>	+1.252	15.785	22.600	13.204
6	16:54:22.267	<b>50.475</b>	+0.138	15.120	22.229	13.126
7	16:55:12.710	<b>50.443</b>	+0.106	14.969	22.347	13.127
8	16:56:03.236	<b>50.526</b>	+0.189	14.982	22.420	13.124
9	16:56:53.573	<b>50.337</b>		<b>14.946</b>	<b>22.194</b>	13.197
<b>(237) William Sterup Nielsen</b>						
1	16:50:07.380	<b>54.553</b>	+4.411	16.661	24.482	13.410
2	16:50:58.895	<b>51.515</b>	+1.373	14.959	23.342	13.214
3	16:51:49.932	<b>51.037</b>	+0.895	15.183	22.417	13.437
4	16:52:40.462	<b>50.530</b>	+0.388	15.134	22.358	<b>13.038</b>
5	16:53:32.986	<b>52.524</b>	+2.382	16.439	22.561	13.524
6	16:54:23.369	<b>50.383</b>	+0.241	15.159	22.156	13.068
7	16:55:13.668	<b>50.299</b>	+0.157	14.944	22.219	13.136
8	16:56:03.810	<b>50.142</b>		14.918	22.169	13.055
9	16:56:53.952	<b>50.142</b>		<b>14.876</b>	<b>22.110</b>	13.156
<b>(225) Noel Mannsperger</b>						
1	16:50:06.407	<b>54.336</b>	+3.984	17.218	23.759	13.359
2	16:50:58.082	<b>51.675</b>	+1.323	15.063	23.361	13.251
3	16:51:49.561	<b>51.479</b>	+1.127	15.231	22.774	13.474
4	16:52:40.361	<b>50.800</b>	+0.448	14.980	22.757	13.063
5	16:53:32.004	<b>51.643</b>	+1.291	15.976	22.518	13.149
6	16:54:22.528	<b>50.524</b>	+0.172	15.216	22.250	<b>13.058</b>
7	16:55:12.880	<b>50.352</b>		<b>14.920</b>	22.243	13.189
8	16:56:03.488	<b>50.608</b>	+0.256	15.061	22.424	13.123
9	16:56:53.972	<b>50.484</b>	+0.132	14.943	<b>22.180</b>	13.361
<b>(274) Bruno Kortekaas</b>						
1	16:50:06.809	<b>53.629</b>	+3.210	16.534	23.663	13.432
2	16:50:58.658	<b>51.849</b>	+1.430	15.112	23.561	13.176
3	16:51:50.106	<b>51.448</b>	+1.029	15.829	22.454	13.165
4	16:52:41.055	<b>50.949</b>	+0.530	15.245	22.533	13.171
5	16:53:33.233	<b>52.178</b>	+1.759	16.238	22.608	13.332
6	16:54:24.394	<b>51.161</b>	+0.742	15.638	22.394	13.129
7	16:55:14.813	<b>50.419</b>		15.024	22.414	<b>12.981</b>
8	16:56:05.927	<b>51.114</b>	+0.695	15.250	22.800	13.064
9	16:56:56.350	<b>50.423</b>	+0.004	<b>14.980</b>	<b>22.346</b>	13.097
<b>(266) Lean Kircher</b>						



INT. ADAC Kartrennen Kerpen

DMKM - Mini

Erftlandring Kerpen 1,110 Km

Qualifying Heat 2

20.07.2024 16:45

Race (9 Laps) started at 16:49:11

Lap	Time of Day	Lap Tm	Diff	S1 Tm	S2 Tm	S3 Tm
4	16:52:41.760	<b>51.122</b>	+0.779	15.443	22.612	<b>13.067</b>
5	16:53:33.820	<b>52.060</b>	+1.717	15.879	22.879	13.302
6	16:54:24.917	<b>51.097</b>	+0.754	15.393	22.597	13.107
7	16:55:15.488	<b>50.571</b>	+0.228	<b>15.061</b>	22.311	13.199
8	16:56:06.187	<b>50.699</b>	+0.356	15.072	22.410	13.217
9	16:56:56.530	<b>50.343</b>		15.065	<b>22.161</b>	13.117

(301) Senn Lindeman

1	16:50:06.658	<b>53.607</b>	+3.485	16.350	23.828	13.429
2	16:50:58.727	<b>52.069</b>	+1.947	15.094	23.806	13.169
3	16:51:49.813	<b>51.086</b>	+0.964	15.226	22.413	13.447
4	16:52:40.622	<b>50.809</b>	+0.687	15.423	22.438	<b>12.948</b>
5	16:53:33.168	<b>52.546</b>	+2.424	16.510	22.547	13.489
6	16:54:24.064	<b>50.896</b>	+0.774	15.320	22.357	13.219
7	16:55:14.352	<b>50.288</b>	+0.166	15.009	<b>22.036</b>	13.243
8	16:56:06.719	<b>52.367</b>	+2.245	15.531	23.121	13.715
9	16:56:56.841	<b>50.122</b>		<b>14.951</b>	22.074	13.097

(224) Paul Bernhard

1	16:50:07.967	<b>54.211</b>	+3.668	16.913	23.887	13.411
2	16:50:59.284	<b>51.317</b>	+0.774	15.382	22.799	13.136
3	16:51:50.947	<b>51.663</b>	+1.120	15.509	23.088	13.066
4	16:52:41.934	<b>50.987</b>	+0.444	15.260	22.588	13.139
5	16:53:33.911	<b>51.977</b>	+1.434	15.899	22.772	13.306
6	16:54:25.678	<b>51.767</b>	+1.224	15.392	23.175	13.200
7	16:55:16.329	<b>50.651</b>	+0.108	15.172	22.479	<b>13.000</b>
8	16:56:07.484	<b>51.155</b>	+0.612	<b>14.867</b>	<b>22.226</b>	14.062
9	16:56:58.027	<b>50.543</b>		15.114	22.381	13.048

(261) Semih Bektaş

1	16:50:09.304	<b>55.095</b>	+4.245	17.526	24.110	13.459
2	16:51:01.163	<b>51.859</b>	+1.009	15.571	22.904	13.384
3	16:51:52.060	<b>50.897</b>	+0.047	15.109	22.456	13.332
4	16:52:42.944	<b>50.884</b>	+0.034	15.099	22.515	13.270
5	16:53:34.233	<b>51.289</b>	+0.439	15.300	22.913	<b>13.076</b>
6	16:54:25.906	<b>51.673</b>	+0.823	15.436	22.993	13.244
7	16:55:16.822	<b>50.916</b>	+0.066	15.446	22.213	13.257
8	16:56:07.708	<b>50.886</b>	+0.036	<b>15.004</b>	<b>22.165</b>	13.717
9	16:56:58.558	<b>50.850</b>		15.271	22.305	13.274

(211) Presian Stoyanov

1	16:50:07.849	<b>54.436</b>	+3.946	17.060	23.908	13.468
2	16:51:00.555	<b>52.706</b>	+2.216	15.868	23.064	13.774
3	16:51:51.407	<b>50.852</b>	+0.362	15.071	22.629	13.152
4	16:52:42.315	<b>50.908</b>	+0.418	<b>15.063</b>	22.687	13.158
5	16:53:34.128	<b>51.813</b>	+1.323	15.669	22.951	13.193
6	16:54:25.962	<b>51.834</b>	+1.344	15.710	23.034	13.090
7	16:55:17.508	<b>51.546</b>	+1.056	16.040	22.420	<b>13.086</b>
8	16:56:08.153	<b>50.645</b>	+0.155	15.101	22.426	13.118
9	16:56:58.643	<b>50.490</b>		15.148	<b>22.254</b>	13.088

(285) Felix Groneck

1	16:50:05.407	<b>53.261</b>	+2.828	16.578	23.205	13.478
2	16:50:57.519	<b>52.112</b>	+1.679	15.182	23.684	13.246
3	16:51:48.171	<b>50.652</b>	+0.219	15.059	22.426	13.167
4	16:52:38.675	<b>50.504</b>	+0.071	<b>14.895</b>	22.469	13.140
5	16:53:32.682	<b>54.007</b>	+3.574	18.132	22.624	13.251
6	16:54:23.848	<b>51.166</b>	+0.733	15.712	22.386	<b>13.068</b>
7	16:55:14.281	<b>50.433</b>		14.921	<b>22.266</b>	13.246
8	16:56:07.812	<b>53.531</b>	+3.098	15.527	23.224	14.780
9	16:56:59.485	<b>51.673</b>	+1.240	15.979	22.510	13.184

(320) Storm Van Rossum

1	16:50:08.634	<b>54.791</b>	+4.027	17.622	23.913	13.256
2	16:51:00.005	<b>51.371</b>	+0.607	15.511	22.588	13.272
3	16:51:50.769	<b>50.764</b>		<b>15.069</b>	22.523	13.172
4	16:52:41.636	<b>50.867</b>	+0.103	15.186	22.593	<b>13.088</b>
5	16:53:33.734	<b>52.098</b>	+1.334	15.896	22.796	13.406
6	16:54:25.880	<b>52.146</b>	+1.382	15.268	23.306	13.572
7	16:55:17.435	<b>51.555</b>	+0.791	15.911	<b>22.429</b>	13.215
8	16:56:08.685	<b>51.250</b>	+0.486	15.563	22.475	13.212
9	16:56:59.694	<b>51.009</b>	+0.245	15.252	22.443	13.314

(322) Pelle Van Echelt

1	16:50:08.634	<b>54.791</b>	+4.027	17.622	23.913	13.256
---	--------------	---------------	--------	--------	--------	--------

Lap	Time of Day	Lap Tm	Diff	S1 Tm	S2 Tm	S3 Tm
1	16:50:08.479	<b>55.485</b>	+4.502	16.642	25.420	13.423
2	16:51:01.033	<b>52.554</b>	+1.571	16.236	22.913	13.405
3	16:51:52.466	<b>51.433</b>	+0.450	15.459	22.721	13.253
4	16:52:43.774	<b>51.308</b>	+0.325	15.360	22.599	13.349
5	16:53:34.905	<b>51.131</b>	+0.148	15.229	22.733	<b>13.169</b>
6	16:54:26.670	<b>51.765</b>	+0.782	15.242	23.249	13.274
7	16:55:17.971	<b>51.301</b>	+0.318	15.501	<b>22.552</b>	13.248
8	16:56:08.954	<b>50.983</b>		<b>15.138</b>	22.643	13.202
9	16:56:59.954	<b>51.000</b>	+0.017	15.257	22.552	13.191

(223) Alexandr Machac

1	16:50:09.122	<b>54.592</b>	+3.767	17.075	24.092	13.425
2	16:51:00.815	<b>51.693</b>	+0.868	15.430	22.928	13.335
3	16:51:51.751	<b>50.936</b>	+0.111	15.070	22.743	<b>13.123</b>
4	16:52:42.816	<b>51.065</b>	+0.240	15.046	22.719	13.300
5	16:53:34.704	<b>51.888</b>	+1.063	15.551	23.119	13.218
6	16:54:26.811	<b>52.107</b>	+1.282	15.603	23.188	13.316
7	16:55:18.286	<b>51.475</b>	+0.650	15.487	22.732	13.256
8	16:56:09.111	<b>50.825</b>		<b>14.998</b>	22.585	13.242
9	16:57:00.540	<b>51.429</b>	+0.604	15.603	<b>22.473</b>	13.353

(209) Alexandre Mgalobishvili

1	16:50:10.922	<b>54.863</b>	+4.352	16.363	24.378	14.122
2	16:51:03.094	<b>52.172</b>	+1.661	15.558	23.101	13.513
3	16:51:54.185	<b>51.091</b>	+0.580	15.264	22.543	13.284
4	16:52:45.608	<b>51.423</b>	+0.912	15.448	22.620	13.355
5	16:53:37.130	<b>51.522</b>	+1.011	15.341	22.870	13.311
6	16:54:28.408	<b>51.278</b>	+0.767	15.229	22.719	13.330
7	16:55:19.495	<b>51.087</b>	+0.576	15.121	22.799	13.167
8	16:56:10.172	<b>50.677</b>	+0.166	<b>15.088</b>	22.478	13.111
9	16:57:00.683	<b>50.511</b>		15.098	<b>22.353</b>	<b>13.060</b>

(317) Kilian Kommer

1	16:50:10.678	<b>55.216</b>	+4.571	16.730	24.366	14.120
2	16:51:02.569	<b>51.891</b>	+1.246	15.470	23.180	13.241
3	16:51:53.842	<b>51.273</b>	+0.628	15.274	22.498	13.501
4	16:52:45.478	<b>51.636</b>	+0.991	15.615	22.682	13.339
5	16:53:37.215	<b>51.737</b>	+1.092	15.713	22.719	13.305
6	16:54:28.507	<b>51.292</b>	+0.647	15.526	22.601	13.165
7	16:55:19.867	<b>51.360</b>	+0.715	15.273	22.615	13.472
8	16:56:10.521	<b>50.654</b>	+0.009	15.143	22.391	<b>13.120</b>
9	16:57:01.166	<b>50.645</b>		<b>15.133</b>	<b>22.374</b>	13.138

(318) Oscar Beumers

1	16:50:10.049	<b>54.785</b>	+3.853	16.551	24.156	14.078
2	16:51:02.495	<b>52.446</b>	+1.514	15.554	23.575	13.317
3	16:51:53.615	<b>51.120</b>	+0.188	15.072	22.686	13.362
4	16:52:45.347	<b>51.732</b>	+0.800	15.595	22.788	13.349
5	16:53:36.968	<b>51.621</b>	+0.689	15.388	22.949	13.284
6	16:54:28.333	<b>51.365</b>	+0.433	15.257	22.785	13.323
7	16:55:20.129	<b>51.796</b>	+0.864	15.681	<b>22.564</b>	13.551
8	16:56:11.061	<b>50.932</b>		<b>15.011</b>	22.679	<b>13.242</b>
9	16:57:02.162	<b>51.101</b>	+0.169	15.045	22.591	13.465

(246) Marvin Zimmermann

1	16:50:10.507	<b>55.066</b>	+4.151	16.578	24.428	14.060
2	16:51:02.859	<b>52.352</b>	+1.437	15.766	23.173	13.413
3	16:51:54.545	<b>51.686</b>	+0.771	15.384	23.005	13.297
4	16:52:45.891	<b>51.346</b>	+0.431	15.435	22.670	<b>13.241</b>
5	16:53:37.590	<b>51.699</b>	+0.784	15.452	22.709	13.538
6	16:54:28.755	<b>51.165</b>	+0.250	15.405	22.505	13.255
7	16:55:20.263	<b>51.508</b>	+0.593	15.354	22.577	13.577
8	16:56:11.178	<b>50.915</b>		15.192	<b>22.451</b>	13.272
9	16:57:02.212	<b>51.034</b>	+0.119	<b>15.110</b>	22.560	13.364

(222) Carlos Nees

1	16:50:04.234	<b>51.899</b>	+1.982	16.250	22.358	13.291
2	16:51:15.644	<b>1:11.410</b>	+21.493	15.093	43.084	13.233
3	16:52:05.725	<b>50.081</b>	+0.164	14.898	22.131	13.052
4	16:52:55.765	<b>50.040</b>	+0.123	14.823	22.077	13.140
5	16:53:					

INT. ADAC Kartrennen Kerpen

DMKM - Mini

Erftlandring Kerpen 1,110 Km

Qualifying Heat 2

20.07.2024 16:45

Race (9 Laps) started at 16:49:11

Lap	Time of Day	Lap Tm	Diff	S1 Tm	S2 Tm	S3 Tm	Lap	Time of Day	Lap Tm	Diff	S1 Tm	S2 Tm	S3 Tm
9	16:57:08.309	<b>49.917</b>		<b>14.792</b>	<b>22.006</b>	13.119							
[220] Neo Knapp													
1	16:50:08.731	<b>57.063</b>	+7.077	19.367	24.529	13.167							
2	16:51:14.003	<b>1:05.272</b>	+15.286	15.591	22.513	27.168							
3	16:52:05.236	<b>51.233</b>	+1.247	15.546	22.512	13.175							
4	16:52:55.681	<b>50.445</b>	+0.459	14.996	22.296	13.153							
5	16:53:45.841	<b>50.160</b>	+0.174	14.908	22.214	13.038							
6	16:54:37.784	<b>51.943</b>	+1.957	14.952	23.271	13.720							
7	16:55:28.734	<b>50.950</b>	+0.964	15.507	22.418	<b>13.025</b>							
8	16:56:18.720	<b>49.985</b>		<b>14.818</b>	<b>22.087</b>	13.081							
9	16:57:09.035	<b>50.315</b>	+0.329	14.911	22.230	13.174							
[319] Tim Feldmann													
1	16:50:11.163	<b>55.146</b>	+2.088	16.739	24.309	14.098							
2	16:51:04.827	<b>53.664</b>	+0.606	<b>15.653</b>	23.941	14.070							
3	16:51:58.195	<b>53.368</b>	+0.310	15.738	23.616	14.014							
4	16:52:51.486	<b>53.291</b>	+0.233	15.801	23.545	13.945							
5	16:53:44.887	<b>53.401</b>	+0.343	16.078	23.469	13.854							
6	16:54:38.581	<b>53.694</b>	+0.636	15.757	<b>23.347</b>	14.590							
7	16:55:32.269	<b>53.688</b>	+0.630	16.063	23.793	13.832							
8	16:56:25.899	<b>53.630</b>	+0.572	15.667	23.572	14.391							
9	16:57:18.957	<b>53.058</b>		15.726	23.566	<b>13.766</b>							
[247] Ben Schumacher													
1	16:50:07.017	<b>53.379</b>	+2.923	16.403	23.600	13.376							
2	16:50:59.118	<b>52.101</b>	+1.645	15.116	23.650	13.335							
3	16:51:50.456	<b>51.338</b>	+0.882	15.507	22.637	<b>13.194</b>							
4	16:52:41.374	<b>50.918</b>	+0.462	15.178	22.511	13.229							
5	16:53:33.455	<b>52.081</b>	+1.625	16.044	22.726	13.311							
6	16:54:25.350	<b>51.895</b>	+1.439	15.632	22.985	13.278							
7	16:55:15.806	<b>50.456</b>		15.053	<b>22.204</b>	13.199							
[325] Amelie Heuwers													
1	16:50:10.264	<b>54.916</b>	+3.704	16.543	24.266	14.107							
2	16:51:02.081	<b>51.817</b>	+0.605	15.414	23.102	<b>13.301</b>							
3	16:51:53.366	<b>51.285</b>	+0.073	<b>15.120</b>	22.760	13.405							
4	16:54:07.561	<b>2:14.195</b>	+1:22.983	1:33.899	26.623	13.673							
5	16:54:58.773	<b>51.212</b>		15.266	22.608	13.338							
6	16:55:52.797	<b>54.024</b>	+2.812	15.312	24.750	13.962							
7	16:56:44.235	<b>51.438</b>	+0.226	15.357	<b>22.588</b>	13.493							
[212] Jonathan Maier													
1	16:50:09.867	<b>55.538</b>	+3.964	17.268	24.249	14.021							
2	16:51:01.713	<b>51.846</b>	+0.272	15.322	23.017	13.507							
3	16:51:53.287	<b>51.574</b>		<b>15.301</b>	<b>22.844</b>	<b>13.429</b>							

INT. ADAC Kartrennen Kerpen

**Lapchart**

DMKM - Mini

Erftlandring Kerpen 1,110 Km

Qualifying Heat 2

20.07.2024 16:45

Race (9 Laps) started at 16:49:11

Competitors	Laps										
		0	1	2	3	4	5	6	7	8	9
Milan Rossi (244)	1	244	244	244	244	244	244	244	244	244	244
Henri Möhring (214)	2	214	241	241	241	241	241	219	219	219	219
Gustav Christensen (219)	3	219	214	214	219	219	219	241	241	255	255
Damian Luca Zeller (241)	4	241	219	219	255	255	255	255	255	241	241
Jonas Hubacek (249)	5	249	249	255	214	214	214	214	214	214	214
Alex Huizer (255)	6	255	255	249	249	249	249	249	249	249	249
Devin Titz (221)	7	221	221	277	285	285	221	221	221	221	221
Neo Knapp (220)	8	220	222	285	221	221	277	277	277	277	277
Nick Ried (277)	9	277	277	221	277	277	294	294	294	294	294
Noel Mannsperger (225)	10	225	285	294	294	294	275	275	275	275	275
Felix Gronneck (285)	11	285	294	225	225	275	225	225	225	225	237
Carlos Nees (222)	12	222	225	275	275	225	285	237	237	237	225
Mico Lionn Schweers (275)	13	275	275	274	301	237	237	285	285	274	274
Leo Klok (294)	14	294	301	301	237	301	301	301	301	266	266
William Sterup Nielsen (237)	15	237	274	237	274	274	274	274	274	301	301
Pelle Van Echtelt (322)	16	322	247	247	247	247	247	266	266	224	224
Senn Lindeman (301)	17	301	237	224	266	320	320	247	247	261	261
Bruno Kortekaas (274)	18	274	211	266	320	266	266	224	224	285	211
Lean Kircher (266)	19	266	224	320	224	224	224	320	261	211	285
Presian Stoyanov (211)	20	211	266	211	211	211	211	261	320	320	320
Ben Schumacher (247)	21	247	322	223	223	223	261	211	211	322	322
Paul Bernhard (224)	22	224	320	322	261	261	223	322	322	223	223
Storm Van Rossum (320)	23	320	220	261	322	322	322	223	223	209	209
Semih Bektas (261)	24	261	223	212	212	318	318	318	209	317	317
Jonathan Maier (212)	25	212	261	325	325	317	209	209	317	318	318
Alexandr Machac (223)	26	223	212	318	318	209	317	317	318	246	246
Oscar Beumers (318)	27	318	318	317	317	246	246	246	246	222	222
Amelie Heuwers (325)	28	325	325	246	209	319	319	222	222	220	220
Marvin Zimmermann (246)	29	246	246	209	246	220	220	220	220	319	319
Kilian Kommer (317)	30	317	317	319	319	222	222	319	319		
Tim Feldmann (319)	31	319	209	220	220	325	325	325	325		
Alexandre Mgaloblishvili (209)	32	209	319	222	222						
-	33										





### DMKM - Mini

### Qualifying Heat 2 Rev 2

Track length: 1.110 Km

Race Started: 16:49:11

Best Lap by: 244 - Milan Rossi - 49.435

Rank	#	Driver	Nat	Sponsor Entrant	Nat	License E-License	Make	laps	T. Time Diff	Best Lap	Penalty	Points
1	0	244 Milan Rossi	DEU	Lanari Racing Team	DEU	NKA13619 KBF17166	KR/IAME/Vega	9	7:29.601	49.435		50
2	0	219 Gustav Christensen	SWE	CRG Holland	NLD	NKA133604 IBL15521	CRG/TM/Vega	9	7:35.245 5.644	49.832		44
3	6	255 Alex Huizer	NLD	CRG Holland	NLD	NKA52410 IBL15521007	CRG/TM /Vega	9	7:35.613 6.012	49.971		41
4	1	241 Damian Luca Zeller	DEU	APEX Performance	DEU	NKA28615 KBF38438	Maranello/TM/Vega	9	7:36.118 6.517	50.248		38
5	-2	214 Henri Möhring	DEU	ADAC Hessen-Thüringen e.V. TB Racing Team	DEU	NKA16972 KBF38262	KR/IAME/Vega	9	7:36.319 6.718	50.100		36
6	-2	221 Devin Titz	DEU	CRG Holland	NLD	NKA14835 IBL15521	CRG/TM/Vega	9	7:38.918 9.317	50.037		34
7	6	277 Nick Ried	DEU	Lanari Racing Team	DEU	NKA10695 KBF17166	KR/IAME/Vega	9	7:39.123 9.522	50.155		32
8	0	294 Leo Klok	NLD	Miranda Klok-Holtjer	NLD	NKA52623 BEK52403	Oberon/IAME/Vega	9	7:39.321 9.720	49.842		30
9	10	275 Mico Lionn Schweers	DEU	Swantje Schweers	DEU	NKA26817 BEK26817	Oberon/IAME/Vega	9	7:42.446 12.845	50.337		28
10	0	237 William Sterup Nielsen	DNK	CRG-Deutschland	DEU	NKA95174 KBF42811	CRG/TM/Vega	9	7:42.825 13.224	50.142		27
11	3	274 Bruno Kortekaas	NLD	CRG Holland	NLD	NKA52405 IBL15521007	CRG/TM/Vega	9	7:45.223 15.622	50.419		26
12	6	266 Lean Kircher	DEU	ADAC Hessen-Thüringen e.V. Ebert Motorsport	DEU	NKA25532 KBF38528	Alonso Kart/TM/Vega	9	7:45.403 15.802	50.343		25
13	-1	301 Senn Lindeman	NLD	Paauper Kart Racing	NLD	NKA50470 IBL19665006	Birel ART/TM/Vega	9	7:45.714 16.113	50.122		24
14	-7	249 Jonas Hubacek	CZE	Michal Hubacek	CZE	NKA24AS0050 IBL24AT00121	MS KART/TM/Vega	9	7:46.450 16.849	49.799	+ 10 sec	23
15	7	224 Paul Bernhard	DEU	Valier Motorsport	DEU	NKA41687 KBF39300	Energy/TM/Vega	9	7:46.900 17.299	50.543		22
16	9	261 Semih Bektas	DEU	Lanari Racing Team	DEU	NKA42993 BIC17166	KR/IAME/Vega	9	7:47.431 17.830	50.850		21
17	6	211 Presian Stoyanov	DEU	ADAC Berlin-Brandenburg e.V. TR Motorsport	DEU	NKA30339 KBF42809	RS/IAME/Vega	9	7:47.516 17.915	50.490		20
18	6	320 Storm Van Rossum	NLD	Thomas van Rossum	NLD	NKA48829 IEL48821	Parolin/IAME/Vega	9	7:48.567 18.966	50.764		19
19	2	322 Pelle Van Echtelt	NLD	Michael van Echtelt	NLD	ITD-C52456 IDC52459	Parolin/IAME/Vega	9	7:48.827 19.226	50.983		18
20	6	223 Alexandr Machac	CZE	SIM-ON	DEU	NTG C24AS0666 KBF39246	Drago Corse/TM/Vega	9	7:49.413 19.812	50.825		17
21	11	209 Alexandre Mgaloblishvili	GEO	CRG Deutschland	DEU	NKA230055 KBF18122	CRG/TM/Vega	9	7:49.556 19.955	50.511		16
22	6	317 Kilian Kommer	DEU	RMW Motorsport GmbH	DEU	10717 BIF39010	OTK/TM/Vega	9	7:50.039 20.438	50.645		15
23	6	318 Oscar Beumers	DEU	MSC-Langenfeld e. V. im ADAC Beumers, Oscar	DEU	NKA44755 BIC16950	Falcon/IAME/Vega	9	7:51.035 21.434	50.932		14
24	9	246 Marvin Zimmermann	DEU	NEES RACING	DEU	NKA10834 KBF17863	KR/IAME/Vega	9	7:51.085 21.484	50.915		13
25	-10	225 Noel Mannsperger	DEU	NEES RACING	DEU	NKA11122 KBF17863	KR/IAME/Vega	9	7:52.845 23.244	50.352	+ 10 sec	12
26	-9	285 Felix Gronck	DEU	CRG Holland	NLD	NKA16373 IBL15521007	CRG/TM/Vega	9	7:53.358 23.757	50.433	+ 5 sec	11
27	-21	222 Carlos Nees	DEU	NEES RACING	DEU	NKA17874 KBF17863	KR/IAME/Vega	9	7:57.182 27.581	49.917		10
28	-17	220 Neo Knapp	DEU	Team NKS	DEU	NKA11204 KBF42057	DR/TM/Vega	9	7:57.908 28.307	49.986		9
29	1	319 Tim Feldmann	DEU	Falcon Racing Team	DEU	NKA44998 IBL12133007	Falcon /IAME/Vega	9	8:07.830 38.229	53.058		8
30	-10	247 Ben Schumacher	DEU	ADAC Team Weser-Ems e.V. CRG Holland	NLD	NKA10666 IBL15521008	CRG/TM/Vega	7	6:09.679 2 Laps	50.456	+ 5 sec	7
31	0	325 Amelie Heuwers	DEU	Team Hemkemeyer	DEU	NA38881 KBF42853	Tony Kart/TM/Vega	7	7:33.108 2 Laps	51.212		6
32	-5	212 Jonathan Maier	DEU	7L-Performance	DEU	NKA41248 KBF38668	Tony Kart/TM/Vega	3	2:42.160 6 Laps	51.574		5
33	-17	321 Edin Keserovic	DEU	Lanari Racing Team	DEU	NKA12345 KBF42334	KR/IAME/Vega	0	5.000 9 Laps		+ 5 sec	4

#### Announcements


# 249,225,247,285,321 + 5 sec front fairing

# 249 + 5 sec unsafe return

# 225 + 5 sec tracklimit

Timekeeper  
M.Riehmers

Race Director  
H.Seidel





### DMKM - Mini

### Qualifying Heat 2 Rev 3

Track length: 1.110 Km

Race Started: 16:49:11

Best Lap by: 244 - Milan Rossi - 49.435

Rank	#	Driver	Nat	Sponsor Entrant	Nat	License E-License	Make	laps	T. Time Diff	Best Lap	Penalty	Points
1	244	Milan Rossi	DEU	Lanari Racing Team	DEU	NKA13619 KBF17166	KR/IAME/Vega	9	7:29.601	49.435		50
2	219	Gustav Christensen	SWE	CRG Holland	NLD	NKA133604 IBL15521	CRG/TM/Vega	9	7:35.245 5.644	49.832		44
3	255	Alex Huizer	NLD	CRG Holland	NLD	NKA52410 IBL15521007	CRG/TM /Vega	9	7:35.613 6.012	49.971		41
4	241	Damian Luca Zeller	DEU	APEX Performance	DEU	NKA28615 KBF38438	Maranello/TM/Vega	9	7:36.118 6.517	50.248		38
5	214	Henri Möhring	DEU	ADAC Hessen-Thüringen e.V. TB Racing Team	DEU	NKA16972 KBF38262	KR/IAME/Vega	9	7:36.319 6.718	50.100		36
6	221	Devin Titz	DEU	CRG Holland	NLD	NKA14835 IBL15521	CRG/TM/Vega	9	7:38.918 9.317	50.037		34
7	277	Nick Ried	DEU	Lanari Racing Team	DEU	NKA10695 KBF17166	KR/IAME/Vega	9	7:39.123 9.522	50.155		32
8	294	Leo Klok	NLD	Miranda Klok-Holtjer	NLD	NKA52623 BEK52403	Oberon/IAME/Vega	9	7:39.321 9.720	49.842		30
9	275	Mico Lionn Schweers	DEU	Swantje Schweers	DEU	NKA26817 BEK26817	Oberon/IAME/Vega	9	7:42.446 12.845	50.337		28
10	237	William Sterup Nielsen	DNK	CRG-Deutschland	DEU	NKA95174 KBF42811	CRG/TM/Vega	9	7:42.825 13.224	50.142		27
11	274	Bruno Kortekaas	NLD	CRG Holland	NLD	NKA52405 IBL15521007	CRG/TM/Vega	9	7:45.223 15.622	50.419		26
12	266	Lean Kircher	DEU	ADAC Hessen-Thüringen e.V. Ebert Motorsport	DEU	NKA25532 KBF38528	Alonso Kart/TM/Vega	9	7:45.403 15.802	50.343		25
13	301	Senn Lindeman	NLD	Paauper Kart Racing	NLD	NKA50470 IBL19665006	Birel ART/TM/Vega	9	7:45.714 16.113	50.122		24
14	249	Jonas Hubacek	CZE	Michal Hubacek	CZE	NKA24AS0050 IBL24AT00121	MS KART/TM/Vega	9	7:46.450 16.849	49.799	+ 10 sec	23
15	224	Paul Bernhard	DEU	Valier Motorsport	DEU	NKA41687 KBF39300	Energy/TM/Vega	9	7:46.900 17.299	50.543		22
16	261	Semih Bektas	DEU	Lanari Racing Team	DEU	NKA42993 BIC17166	KR/IAME/Vega	9	7:47.431 17.830	50.850		21
17	320	Storm Van Rossum	NLD	Thomas van Rossum	NLD	NKA48829 IEL48821	Parolin/IAME/Vega	9	7:48.567 18.966	50.764		20
18	322	Pelle Van Echtelt	NLD	Michael van Echtelt	NLD	ITD-C52456 IDC52459	Parolin/IAME/Vega	9	7:48.827 19.226	50.983		19
19	223	Alexandr Machac	CZE	SIM-ON	DEU	NTG C24AS0666 KBF39246	Drago Corse/TM/Vega	9	7:49.413 19.812	50.825		18
20	209	Alexandre Mgaloblishvili	GEO	CRG Deutschland	DEU	NKA230055 KBF18122	CRG/TM/Vega	9	7:49.556 19.955	50.511		17
21	317	Kilian Kommer	DEU	RMW Motorsport GmbH	DEU	10717 BIF39010	OTK/TM/Vega	9	7:50.039 20.438	50.645		16
22	318	Oscar Beumers	DEU	MSC-Langefeld e. V. im ADAC Beumers, Oscar	DEU	NKA44755 BIC16950	Falcon/IAME/Vega	9	7:51.035 21.434	50.932		15
23	246	Marvin Zimmermann	DEU	NEES RACING	DEU	NKA10834 KBF17863	KR/IAME/Vega	9	7:51.085 21.484	50.915		14
24	225	Noel Mannsperger	DEU	NEES RACING	DEU	NKA11122 KBF17863	KR/IAME/Vega	9	7:52.845 23.244	50.352	+ 10 sec	13
25	285	Felix Groneck	DEU	CRG Holland	NLD	NKA16373 IBL15521007	CRG/TM/Vega	9	7:53.358 23.757	50.433	+ 5 sec	12
26	222	Carlos Nees	DEU	NEES RACING	DEU	NKA17874 KBF17863	KR/IAME/Vega	9	7:57.182 27.581	49.917		11
27	220	Neo Knapp	DEU	Team NKS	DEU	NKA11204 KBF42057	DR/TM/Vega	9	7:57.908 28.307	49.986		10
28	319	Tim Feldmann	DEU	Falcon Racing Team	DEU	NKA44998 IBL12133007	Falcon /IAME/Vega	9	8:07.830 38.229	53.058		9
29	247	Ben Schumacher	DEU	ADAC Team Weser-Ems e.V. CRG Holland	NLD	NKA10666 IBL15521008	CRG/TM/Vega	7	6:09.679 2 Laps	50.456	+ 5 sec	8
30	325	Amelie Heuwers	DEU	Team Hemkemeyer	DEU	NA38881 KBF42853	Tony Kart/TM/Vega	7	7:33.108 2 Laps	51.212		7
31	212	Jonathan Maier	DEU	7L-Performance	DEU	NKA41248 KBF38668	Tony Kart/TM/Vega	3	2:42.160 6 Laps	51.574		6
32	321	Edin Keserovic	DEU	Lanari Racing Team	DEU	NKA12345 KBF42334	KR/IAME/Vega	0	5.000 9 Laps		+ 5 sec	5

#### Not classified

DSQ	211	Presian Stoyanov	DEU	ADAC Berlin-Brandenburg e.V. TR Motorsport	DEU	NKA30339 KBF42809	RS/IAME/Vega	9	DSQ	50.490		-1
-----	-----	------------------	-----	---	-----	----------------------	--------------	---	-----	--------	--	----


#### Announcements

- # 249,225,247,285,321 + 5 sec front fairing
- # 249 + 5 sec unsafe return
- # 225 + 5 sec tracklimit
- # 211 DQ Steward decision

Timekeeper  
M.Riehmers

Race Director  
H.Seidel





**DKM Round 4**

**DMKM - Mini**

**Kerpen**

**Ranking after Heats**

Pos. No.	Firstname	Lastname	Nat.	Dri	Entrant	Nat	Ent	Make	Sponsor	Total points			Heat 1	Heat 2	
										QP	PTS	Diff.			
1	244	Milan	Rossi	DEU	Lanari Racing Team	DEU	KR/IAME/Vega				1	100		50	50
2	219	Gustav	Christensen	SWE	CRG Holland	NLD	CRG/TM/Vega				2	88	12	44	44
3	255	Alex	Huizer	NLD	CRG Holland	NLD	CRG/TM/Vega				9	79	21	38	41
4	241	Damian Luca	Zeller	DEU	APEX Performance	DEU	Maranello/TM/Vega				5	74	26	36	38
5	275	Mico Lionn	Schweers	DEU	Swantje Schweers	DEU	Oberon/IAME/Vega				19	58	42	30	28
6	294	Leo	Klok	NLD	Miranda Klok-Holtjer	NLD	Oberon/IAME/Vega				8	57	43	27	30
7	301	Senn	Lindeman	NLD	Paauger Kart Racing	NLD	Birel ART/TM/Vega				12	56	44	32	24
8	277	Nick	Ried	DEU	Lanari Racing Team	DEU	KR/IAME/Vega				13	56	44	24	32
9	237	William	Sterup Nielsen	DNK	CRG-Deutschland	DEU	CRG/TM/Vega				10	55	45	28	27
10	222	Carlos	Nees	DEU	NEES RACING	DEU	KR/IAME/Vega				6	52	48	41	11
11	266	Lean	Kircher	DEU	Ebert Motorsport	DEU	Alonso Kart/TM/Vega	ADAC Hessen-Thüringen e.V.			18	50	50	25	25
12	274	Bruno	Kortekaas	NLD	CRG Holland	NLD	CRG/TM/Vega				14	46	54	20	26
13	214	Henri	Möhring	DEU	TB Racing Team	DEU	KR/IAME/Vega	ADAC Hessen-Thüringen e.V.			3	44	56	8	36
14	220	Neo	Knapp	DEU	Team NKS	DEU	DR/TM/Vega				11	44	56	34	10
15	224	Paul	Bernhard	DEU	Valier Motorsport	DEU	Energy/TM/Vega				22	43	57	21	22
16	221	Devin	Titz	DEU	CRG Holland	NLD	CRG/TM/Vega				4	39	61	5	34
17	261	Semih	Bektas	DEU	Lanari Racing Team	DEU	KR/IAME/Vega				25	39	61	18	21
18	322	Pelle	Van Echtelt	NLD	Michael van Echtelt	NLD	Parolin/IAME/Vega				21	36	64	17	19
19	225	Noel	Mannspurger	DEU	NEES RACING	DEU	KR/IAME/Vega				15	35	65	22	13
20	317	Kilian	Kommer	DEU	RMW Motorsport GmbH	DEU	OTK/TM/Vega				28	35	65	19	16
21	247	Ben	Schumacher	DEU	CRG Holland	NLD	CRG/TM/Vega	ADAC Team Weser-Ems e.V.			20	34	66	26	8
22	223	Alexandr	Machač	CZE	SIM-ON	DEU	Drago Corse/TM/Vega				26	34	66	16	18
23	209	Alexandre	Mgaloblishvili	GEO	CRG Deutschland	DEU	CRG/TM/Vega				32	31	69	14	17
24	249	Jonas	Hubacek	CZE	Michal Hubacek	CZE	MS KART/TM/Vega				7	30	70	7	23
25	320	Storm	Van Rossum	NLD	Thomas van Rossum	NLD	Parolin/IAME/Vega				24	29	71	9	20
26	246	Marvin	Zimmermann	DEU	NEES RACING	DEU	KR/IAME/Vega				33	29	71	15	14
27	318	Oscar	Beumers	DEU	Beumers, Oscar	DEU	Falcon/IAME/Vega	MSC-Langenfeld e. V. im ADAC			29	28	72	13	15
28	211	Presian	Stoyanov	DEU	TR Motorsport	DEU	RS/IAME/Vega	ADAC Berlin-Brandenburg e.V.			23	22	78	23	-1
29	319	Tim	Feldmann	DEU	Falcon Racing Team	DEU	Falcon /IAME/Vega				30	19	81	10	9
30	285	Felix	Groneck	DEU	CRG Holland	NLD	CRG/TM/Vega				17	18	82	6	12
31	212	Jonathan	Maier	DEU	7L-Performance	DEU	Tony Kart/TM/Vega				27	18	82	12	6
32	321	Edin	Keserovic	DEU	Lanari Racing Team	DEU	KR/IAME/Vega				16	16	84	11	5
33	325	Amelie	Heuwers	DEU	Team Hemkemeyer	DEU	Tony Kart/TM/Vega				31	11	89	4	7

**Announcements:** These results are provisional until the conclusion of any judicial and technical matters

Racedirector Horst Seidel:



Timekeeping Monika Riehmers:



Printed: 20.07.2024 18:51

Posted at: h





DKM Round 4

Class: DMKM - Mini

Date/Time: 21.07.2024 10:58

Track:

Heat:

Laps:

Kerpen

Superheat

10 laps

Edition 1

	35		18		36
Amelie Heuwers	325	Tony Kart/TM/Vega	17		34
Jonathan Maier	212	Tony Kart/TM/Vega	16	Edin Keserovic	321
Tim Feldmann	319	Falcon /IAME/Vega	15	Felix Gronck	285
Oscar Beumers	318	Falcon/IAME/Vega	14	Presian Stoyanov	211
Storm Van Rossum	320	Parolin/IAME/Vega	13	Marvin Zimmermann	246
Alexandre Mgaloblishvili	209	CRG/TM/Vega	12	Jonas Hubacek	249
Ben Schumacher	247	CRG/TM/Vega	11	Alexandr Machač	223
Noel Mannsperger	225	KR/IAME/Vega	10	Kilian Kommer	317
Semih Bektas	261	KR/IAME/Vega	9	Pelle Van Echtelt	322
Paul Bernhard	224	Energy/TM/Vega	8	Devin Titz	221
Henri Möhring	214	KR/IAME/Vega	7	Neo Knapp	220
Lean Kircher	266	Alonso Kart/TM/Vega	6	Bruno Kortekaas	274
William Sterup Nielsen	237	CRG/TM/Vega	5	Carlos Nees	222
Senn Lindeman	301	Birel ART/TM/Vega	4	Nick Ried	277
Mico Lionn Schweers	275	Oberon/IAME/Vega	3	Leo Klok	294
Alex Huizer	255	CRG/TM /Vega	2	Damian Luca Zeller	241
Milan Rossi	244	KR/IAME/Vega	1	Gustav Christensen	219

Pole Position

Row

printed 20.07.2024 18:51





### DMKM - Mini

### Warm Up Superheat

Track length: 1.110 Km

Session Started: 8:34:02

Best Lap by: 214 - Henri Möhring - 59.380

Rank	#	Driver	Nat	Sponsor Entrant	Nat	License E-License	Make	laps	Best Lap	Diff	In Lap	Penalty
1	214	Henri Möhring	DEU	ADAC Hessen-Thüringen e.V. TB Racing Team	DEU	NKA16972 KBF38262	KR/IAME/Vega	6	59.380		6	
2	219	Gustav Christensen	SWE	CRG Holland	NLD	NKA133604 IBL15521	CRG/TM/Vega	6	59.922	0.542	6	
3	244	Milan Rossi	DEU	Lanari Racing Team	DEU	NKA13619 KBF17166	KR/IAME/Vega	6	1:00.005	0.625	4	
4	285	Felix Groneck	DEU	CRG Holland	NLD	NKA16373 IBL15521007	CRG/TM/Vega	6	1:00.034	0.654	6	
5	222	Carlos Nees	DEU	NEES RACING	DEU	NKA17874 KBF17863	KR/IAME/Vega	6	1:00.147	0.767	4	
6	320	Storm Van Rossum	NLD	Thomas van Rossum	NLD	NKA48829 IEL48821	Parolin/IAME/Vega	6	1:00.178	0.798	6	
7	255	Alex Huizer	NLD	CRG Holland	NLD	NKA52410 IBL15521007	CRG/TM /Vega	4	1:00.432	1.052	2	
8	301	Senn Lindeman	NLD	Paauper Kart Racing	NLD	NKA50470 IBL19655006	Birel ART/TM/Vega	6	1:00.458	1.078	6	
9	274	Bruno Kortekaas	NLD	CRG Holland	NLD	NKA52405 IBL15521007	CRG/TM/Vega	6	1:00.730	1.350	6	
10	322	Pelle Van Echzelt	NLD	Michael van Echzelt	NLD	ITD-C52456 IDC52459	Parolin/IAME/Vega	6	1:00.783	1.403	6	
11	266	Lean Kircher	DEU	ADAC Hessen-Thüringen e.V. Ebert Motorsport	DEU	NKA25532 KBF38528	Alonso Kart/TM/Vega	6	1:00.840	1.460	6	
12	221	Devin Titz	DEU	CRG Holland	NLD	NKA14835 IBL15521	CRG/TM/Vega	6	1:00.843	1.463	6	
13	237	William Sterup Nielsen	DNK	CRG-Deutschland	DEU	NKA95174 KBF42811	CRG/TM/Vega	6	1:00.880	1.500	5	
14	224	Paul Bernhard	DEU	Valier Motorsport	DEU	NKA41687 KBF39300	Energy/TM/Vega	6	1:01.339	1.959	4	
15	247	Ben Schumacher	DEU	ADAC Team Weser-Ems e.V. CRG Holland	NLD	NKA10666 IBL15521008	CRG/TM/Vega	4	1:01.551	2.171	3	
16	223	Alexandr Machac	CZE	SIM-ON	DEU	NTG C24AS0666 KBF39246	Drago Corse/TM/Vega	6	1:01.590	2.210	6	
17	317	Kilian Kommer	DEU	RMW Motorsport GmbH	DEU	10717 BIF39010	OTK/TM/Vega	6	1:02.071	2.691	6	
18	225	Noel Mannsperger	DEU	NEES RACING	DEU	NKA11122 KBF17863	KR/IAME/Vega	6	1:02.135	2.755	6	
19	294	Leo Klok	NLD	Miranda Klok-Holtjer	NLD	NKA52623 BEK52403	Oberon/IAME/Vega	5	1:02.160	2.780	5	
20	220	Neo Knapp	DEU	Team NKS	DEU	NKA11204 KBF42057	DR/TM/Vega	6	1:02.170	2.790	3	
21	277	Nick Ried	DEU	Lanari Racing Team	DEU	NKA10695 KBF17166	KR/IAME/Vega	6	1:02.276	2.896	5	
22	249	Jonas Hubacek	CZE	Michal Hubacek	CZE	NKA24AS0050 IBL24AT00121	MS KART/TM/Vega	5	1:02.398	3.018	5	
23	241	Damian Luca Zeller	DEU	APEX Performance	DEU	NKA28615 KBF38438	Maranello/TM/Vega	5	1:02.469	3.089	5	
24	261	Semih Bektas	DEU	Lanari Racing Team	DEU	NKA42993 BIC17166	KR/IAME/Vega	4	1:03.002	3.622	3	
25	211	Presian Stoyanov	DEU	ADAC Berlin-Brandenburg e.V. TR Motorsport	DEU	NKA30339 KBF42809	RS/IAME/Vega	4	1:03.050	3.670	4	
26	209	Alexandre Mgaloblishvili	GEO	CRG Deutschland	DEU	NKA230055 KBF18122	CRG/TM/Vega	5	1:03.171	3.791	5	
27	275	Mico Lionn Schweers	DEU	Swantje Schweers	DEU	NKA26817 BEK26817	Oberon/IAME/Vega	5	1:03.209	3.829	5	
28	246	Marvin Zimmermann	DEU	NEES RACING	DEU	NKA10834 KBF17863	KR/IAME/Vega	6	1:03.232	3.852	4	
29	325	Amelie Heuwers	DEU	Team Hemkemeyer	DEU	NA38881 KBF42853	Tony Kart/TM/Vega	5	1:03.502	4.122	4	
30	321	Edin Keserovic	DEU	Lanari Racing Team	DEU	NKA12345 KBF42334	KR/IAME/Vega	1	1:03.895	4.515	1	
31	212	Jonathan Maier	DEU	7L-Performance	DEU	NKA41248 KBF38668	Tony Kart/TM/Vega	6	1:04.899	5.519	4	
32	319	Tim Feldmann	DEU	Falcon Racing Team	DEU	NKA44998 IBL12133007	Falcon /IAME/Vega	1	1:08.574	9.194	1	

#### Not classified

DNS	318	Oscar Beumers	DEU	MSC-Langenfeld e. V. im ADAC Beumers, Oscar	DEU	NKA44755 BIC16950	Falcon/IAME/Vega	0			0	
-----	-----	---------------	-----	---	-----	----------------------	------------------	---	--	--	---	--


Timekeeper  
M.Riehmers

Race Director  
H.Seidel

Page 1/1

These results are provisional until the conclusion of any judicial and technical matters!

Printed: 21.07.2024 / 08:41





INT. ADAC Kartrennen Kerpen

DMKM - Mini

Erftlandring Kerpen 1,110 Km

Warm Up Superheat

21.07.2024 08:33

Practice (6:00 Time) started at 8:34:02

Lap	Time of Day	Lap Tm	Diff	S1 Tm	S2 Tm	S3 Tm
<b>(214) Henri Möhring</b>						
1	8:35:53.935	<b>1:00.903</b>	+1.523	18.037	26.488	16.378
2	8:36:54.694	<b>1:00.769</b>	+1.379	<b>17.715</b>	26.745	16.299
3	8:37:55.754	<b>1:01.060</b>	+1.680	17.922	27.223	15.915
4	8:38:56.225	<b>1:00.471</b>	+1.091	17.755	26.056	16.660
5	8:39:55.615	<b>59.390</b>	+0.010	17.767	<b>25.761</b>	15.862
6	8:40:54.995	<b>59.380</b>		17.798	25.847	<b>15.735</b>

<b>(219) Gustav Christensen</b>						
1	8:35:21.264	<b>1:03.586</b>	+3.664	19.381	27.571	16.634
2	8:36:22.694	<b>1:01.430</b>	+1.508	18.309	26.733	16.388
3	8:37:24.096	<b>1:01.402</b>	+1.480	18.102	26.770	16.530
4	8:38:25.220	<b>1:01.124</b>	+1.202	18.358	26.588	16.178
5	8:39:26.589	<b>1:01.369</b>	+1.447	18.074	26.759	16.536
6	8:40:26.511	<b>59.922</b>		<b>17.890</b>	<b>26.259</b>	<b>15.773</b>

<b>(244) Milan Rossi</b>						
1	8:35:45.560	<b>1:01.581</b>	+1.576	18.401	26.640	16.540
2	8:36:48.836	<b>1:03.276</b>	+3.271	18.520	28.233	16.523
3	8:37:49.346	<b>1:00.510</b>	+0.505	18.046	26.261	16.203
4	8:38:49.351	<b>1:00.005</b>		18.125	26.072	<b>15.808</b>
5	8:39:49.428	<b>1:00.077</b>	+0.072	18.119	<b>25.818</b>	16.140
6	8:40:50.621	<b>1:01.193</b>	+1.188	<b>17.956</b>	26.957	16.280

<b>(285) Felix Gronbeck</b>						
1	8:35:18.913	<b>1:04.891</b>	+4.857	21.123	27.285	16.483
2	8:36:21.199	<b>1:02.286</b>	+2.252	18.553	27.011	16.722
3	8:37:22.592	<b>1:01.393</b>	+1.359	18.413	26.636	16.344
4	8:38:23.390	<b>1:00.798</b>	+0.764	18.599	26.257	15.942
5	8:39:23.779	<b>1:00.389</b>	+0.355	<b>18.060</b>	26.313	16.016
6	8:40:23.813	<b>1:00.034</b>		18.113	<b>26.082</b>	<b>15.839</b>

<b>(222) Carlos Nees</b>						
1	8:35:34.669	<b>1:03.876</b>	+3.728	19.939	27.248	16.688
2	8:36:35.133	<b>1:00.464</b>	+0.317	18.221	26.541	<b>15.702</b>
3	8:37:35.281	<b>1:00.148</b>	+0.001	18.137	26.301	15.710
4	8:38:35.428	<b>1:00.147</b>		18.151	26.200	15.796
5	8:39:36.483	<b>1:01.055</b>	+0.908	<b>17.835</b>	26.215	17.005
6	8:40:36.927	<b>1:00.444</b>	+0.297	18.008	<b>26.043</b>	16.393

<b>(320) Storm Van Rossum</b>						
1	8:35:18.887	<b>1:04.187</b>	+4.009	19.632	27.421	17.134
2	8:36:21.829	<b>1:02.942</b>	+2.764	19.123	27.359	16.460
3	8:37:24.272	<b>1:02.443</b>	+2.265	19.107	27.046	16.290
4	8:38:25.889	<b>1:01.617</b>	+1.439	18.356	27.040	16.221
5	8:39:27.233	<b>1:01.344</b>	+1.166	<b>17.950</b>	26.968	16.426
6	8:40:27.411	<b>1:00.178</b>		18.023	<b>26.070</b>	<b>16.085</b>

<b>(255) Alex Huizer</b>						
1	8:37:34.022	<b>1:01.819</b>	+1.387	18.488	27.067	16.264
2	8:38:34.454	<b>1:00.432</b>		<b>17.853</b>	26.612	<b>15.967</b>
3	8:39:35.516	<b>1:01.052</b>	+0.630	18.066	26.860	16.136
4	8:40:36.047	<b>1:00.531</b>	+0.099	17.965	<b>26.554</b>	16.012

<b>(301) Senn Lindeman</b>						
1	8:35:24.435	<b>1:03.041</b>	+2.583	18.684	27.425	16.932
2	8:36:27.013	<b>1:02.578</b>	+2.120	18.655	27.209	16.714
3	8:37:28.444	<b>1:01.431</b>	+0.973	18.234	26.703	16.494
4	8:38:29.647	<b>1:01.203</b>	+0.745	18.298	26.746	16.159
5	8:39:30.277	<b>1:00.630</b>	+0.172	<b>18.154</b>	<b>26.060</b>	16.416
6	8:40:30.735	<b>1:00.458</b>		18.248	26.192	<b>16.018</b>

<b>(274) Bruno Kortekaas</b>						
1	8:35:24.982	<b>1:03.076</b>	+2.345	18.800	27.511	16.764
2	8:36:27.675	<b>1:02.693</b>	+1.963	18.565	27.736	16.392
3	8:37:29.307	<b>1:01.632</b>	+0.902	18.135	27.070	16.427
4	8:38:31.394	<b>1:02.087</b>	+1.357	18.212	27.392	16.483
5	8:39:32.869	<b>1:01.475</b>	+0.745	18.151	26.868	16.456
6	8:40:33.599	<b>1:00.730</b>		<b>18.119</b>	<b>26.412</b>	<b>16.199</b>

<b>(322) Pelle Van Echtelt</b>						
1	8:35:25.983	<b>1:04.879</b>	+4.096	19.982	27.837	17.060
2	8:36:29.372	<b>1:03.389</b>	+2.606	18.117	28.383	16.889

3	8:37:31.258	<b>1:01.886</b>	+1.103	18.064	27.294	16.528
4	8:38:33.388	<b>1:02.130</b>	+1.347	18.060	27.506	16.564
5	8:39:35.098	<b>1:01.710</b>	+0.927	18.214	27.150	<b>16.346</b>
6	8:40:35.881	<b>1:00.783</b>		<b>17.990</b>	<b>26.317</b>	16.476

<b>(266) Lean Kircher</b>						
1	8:35:36.257	<b>1:02.698</b>	+1.858	19.385	27.174	16.139
2	8:36:38.589	<b>1:02.332</b>	+1.492	18.179	27.228	16.925
3	8:37:40.253	<b>1:01.664</b>	+0.824	18.290	27.111	16.263
4	8:38:42.354	<b>1:02.101</b>	+1.261	18.240	26.752	17.109
5	8:39:43.224	<b>1:00.870</b>	+0.030	18.430	26.408	<b>16.032</b>
6	8:40:44.064	<b>1:00.840</b>		<b>18.119</b>	<b>26.398</b>	16.323

<b>(221) Devin Titz</b>						
1	8:35:23.869	<b>1:05.438</b>	+4.595	19.626	28.373	17.439
2	8:36:26.827	<b>1:02.958</b>	+2.115	18.851	27.415	16.692
3	8:37:28.195	<b>1:01.368</b>	+0.525	<b>18.154</b>	26.882	16.332
4	8:38:30.214	<b>1:02.019</b>	+1.176	18.278	27.243	16.498
5	8:39:31.700	<b>1:01.486</b>	+0.643	18.490	26.685	16.311
6	8:40:32.543	<b>1:00.843</b>		18.239	<b>26.453</b>	<b>16.151</b>

<b>(237) William Sterup Nielsen</b>						
1	8:35:14.945	<b>1:02.207</b>	+1.327	18.374	27.276	16.557
2	8:36:16.293	<b>1:01.348</b>	+0.468	17.994	26.985	16.369
3	8:37:17.561	<b>1:01.268</b>	+0.388	17.970	26.788	16.510
4	8:38:18.725	<b>1:01.164</b>	+0.284	18.086	26.809	<b>16.269</b>
5	8:39:19.605	<b>1:00.880</b>		<b>17.862</b>	<b>26.598</b>	16.420
6	8:40:20.663	<b>1:01.058</b>	+0.178	17.951	26.732	16.375

<b>(224) Paul Bernhard</b>						
1	8:35:23.734	<b>1:05.449</b>	+4.110	19.641	28.354	17.454
2	8:36:31.118	<b>1:07.384</b>	+6.045	18.876	29.718	18.790
3	8:37:33.003	<b>1:01.885</b>	+0.546	18.315	27.068	<b>16.502</b>
4	8:38:34.342	<b>1:01.339</b>		18.018	26.797	16.524
5	8:39:36.661	<b>1:02.319</b>	+0.980	<b>18.003</b>	27.207	17.109
6	8:40:38.035	<b>1:01.374</b>	+0.035	18.176	<b>26.479</b>	16.719

<b>(247) Ben Schumacher</b>						
1	8:35:24.692	<b>1:03.840</b>	+2.289	18.607	28.226	17.007
2	8:36:27.259	<b>1:02.567</b>	+1.016	18.609	27.290	16.668
3	8:37:28.810	<b>1:01.551</b>		<b>18.280</b>	<b>26.997</b>	<b>16.274</b>
4	8:38:31.370	<b>1:02.560</b>	+1.009	18.374	27.561	16.625

<b>(223) Alexandr Machac</b>						
1	8:35:17.724	<b>1:04.201</b>	+2.611	19.415	27.769	17.017
2	8:36:20.388	<b>1:02.664</b>	+1.074	18.307	27.637	16.720
3	8:37:22.584	<b>1:02.196</b>	+0.606	<b>18.226</b>	27.316	16.654
4	8:38:24.883	<b>1:02.299</b>	+0.709	18.794	26.972	16.533
5	8:39:27.411	<b>1:02.528</b>	+0.938	18.249	27.164	17.115
6	8:40:29.001	<b>1:01.590</b>		18.275	<b>26.880</b>	<b>16.435</b>

<b>(317) Kilian Kommer</b>						
1	8:35:44.884	<b>1:11.359</b>	+9.288	23.565	29.619	18.175
2	8:36:50.363	<b>1:05.479</b>	+3.408	20.322	27.797	17.360
3	8:37:53.764	<b>1:03.401</b>	+1.330	19.323	27.505	<b>16.573</b>
4	8:38:56.018	<b>1:02.254</b>	+0.183	18.648	26.959	16.647
5	8:39:58.417	<b>1:02.399</b>	+0.328	18.859	26.863	16.677
6	8:41:00.488	<b>1:02.071</b>		<b>18.628</b>	<b>26.594</b>	16.849

<b>(225) Noel Mannsperger</b>						
1	8:35:34.929	<b>1:03.682</b>	+1.547	19.293	27.295	17.094
2	8:36:38.700	<b>1:03.771</b>	+1.636	19.058	27.886	16.827
3	8:37:41.257	<b>1:02.557</b>	+0.422	18.718	27.351	<b>16.488</b>
4	8:38:43.917	<b>1:02.660</b>	+0.525	18.794	27.108	16.758
5	8:39:46.452	<b>1:02.535</b>	+0.400	<b>18.474</b>	27.378	16.683
6	8:40:48.587	<b>1:02.135</b>		18.709	<b>26.798</b>	16.628

<b>(294) Leo Klok</b>						
1	8:35:42.072	<b>1:05.282</b>	+3.122	19.715	28.645	16.922
2	8:36:46.281	<b>1:04.209</b>	+2.049	19.283	28.304	16.622
3						

INT. ADAC Kartrennen Kerpen

DMKM - Mini

Erftlandring Kerpen 1,110 Km

Warm Up Superheat

21.07.2024 08:33

Practice (6:00 Time) started at 8:34:02

Lap	Time of Day	Lap Tm	Diff	S1 Tm	S2 Tm	S3 Tm
[220] Neo Knapp						
1	8:35:24.025	<b>1:05.267</b>	+3.097	19.649	28.444	17.174
2	8:36:28.661	<b>1:04.636</b>	+2.466	18.957	29.207	16.472
3	8:37:30.831	<b>1:02.170</b>		<b>18.330</b>	27.482	<b>16.358</b>
4	8:38:33.301	<b>1:02.470</b>	+0.300	18.433	26.987	17.050
5	8:39:36.413	<b>1:03.112</b>	+0.942	18.547	27.257	17.308
6	8:40:39.128	<b>1:02.715</b>	+0.545	18.667	<b>26.920</b>	17.128

Lap	Time of Day	Lap Tm	Diff	S1 Tm	S2 Tm	S3 Tm
[277] Nick Ried						
1	8:35:45.062	<b>1:05.839</b>	+3.563	19.174	28.732	17.933
2	8:36:49.157	<b>1:04.095</b>	+1.819	18.825	28.231	17.039
3	8:37:51.664	<b>1:02.507</b>	+0.231	18.614	27.281	16.612
4	8:38:54.023	<b>1:02.359</b>	+0.083	18.491	27.403	16.465
5	8:39:56.299	<b>1:02.276</b>		<b>18.439</b>	27.420	<b>16.417</b>
6	8:40:58.670	<b>1:02.371</b>	+0.095	18.538	<b>27.214</b>	16.619

Lap	Time of Day	Lap Tm	Diff	S1 Tm	S2 Tm	S3 Tm
[249] Jonas Hubacek						
1	8:36:21.557	<b>1:06.569</b>	+4.171	20.826	28.059	17.684
2	8:37:28.013	<b>1:06.456</b>	+4.058	19.375	27.828	19.253
3	8:38:32.729	<b>1:04.716</b>	+2.318	18.782	28.950	<b>16.984</b>
4	8:39:37.597	<b>1:04.868</b>	+2.470	<b>18.302</b>	27.989	18.577
5	8:40:39.995	<b>1:02.398</b>		18.347	<b>26.794</b>	17.257

Lap	Time of Day	Lap Tm	Diff	S1 Tm	S2 Tm	S3 Tm
[241] Damian Luca Zeller						
1	8:35:31.693	<b>1:04.964</b>	+2.495	19.311	28.913	<b>16.740</b>
2	8:36:34.449	<b>1:02.756</b>	+0.287	18.374	27.304	17.078
3	8:37:38.007	<b>1:03.558</b>	+1.089	19.171	27.225	17.162
4	8:39:08.692	<b>1:30.685</b>	+28.216	18.740	27.686	44.259
5	8:40:11.161	<b>1:02.469</b>		<b>18.342</b>	<b>27.191</b>	16.936

Lap	Time of Day	Lap Tm	Diff	S1 Tm	S2 Tm	S3 Tm
[261] Semih Bektas						
1	8:37:26.920	<b>1:03.947</b>	+0.945	19.321	27.784	16.842
2	8:38:31.890	<b>1:04.970</b>	+1.968	18.951	29.732	<b>16.287</b>
3	8:39:34.892	<b>1:03.002</b>		<b>18.670</b>	<b>27.743</b>	16.589
4	8:40:40.285	<b>1:05.393</b>	+2.391	19.082	28.856	17.455

Lap	Time of Day	Lap Tm	Diff	S1 Tm	S2 Tm	S3 Tm
[211] Presian Stoyanov						
1	8:36:46.571	<b>1:04.981</b>	+1.931	20.225	28.148	<b>16.608</b>
2	8:37:57.224	<b>1:10.663</b>	+7.603	25.784	27.790	17.079
3	8:39:00.341	<b>1:03.117</b>	+0.067	18.552	27.253	17.312
4	8:40:03.391	<b>1:03.050</b>		<b>18.443</b>	<b>27.163</b>	17.444

Lap	Time of Day	Lap Tm	Diff	S1 Tm	S2 Tm	S3 Tm
[209] Alexandre Mgaloblishvili						
1	8:35:48.308	<b>1:18.717</b>	+15.546	23.776	33.978	20.963
2	8:37:04.528	<b>1:16.220</b>	+13.049	22.130	33.265	20.825
3	8:38:09.203	<b>1:04.675</b>	+1.504	18.924	27.923	17.828
4	8:39:12.457	<b>1:03.254</b>	+0.083	18.502	<b>27.384</b>	17.368
5	8:40:15.628	<b>1:03.171</b>		<b>18.368</b>	27.534	<b>17.269</b>

Lap	Time of Day	Lap Tm	Diff	S1 Tm	S2 Tm	S3 Tm
[275] Mico Lionn Schweers						
1	8:35:18.958	<b>1:06.246</b>	+3.037	20.126	28.708	17.412
2	8:36:23.312	<b>1:04.354</b>	+1.145	19.186	28.234	16.934
3	8:37:26.751	<b>1:03.439</b>	+0.230	<b>18.516</b>	28.079	<b>16.844</b>
4	8:38:30.184	<b>1:03.433</b>	+0.224	18.642	27.694	17.097
5	8:39:33.393	<b>1:03.209</b>		18.917	<b>27.418</b>	16.874

Lap	Time of Day	Lap Tm	Diff	S1 Tm	S2 Tm	S3 Tm
[246] Marvin Zimmermann						
1	8:35:33.408	<b>1:10.305</b>	+7.073	21.248	31.116	17.941
2	8:36:38.624	<b>1:05.216</b>	+1.984	19.370	28.516	17.330
3	8:37:42.228	<b>1:03.604</b>	+0.372	19.054	27.654	16.896
4	8:38:45.460	<b>1:03.232</b>		18.595	27.774	<b>16.863</b>
5	8:39:49.911	<b>1:04.451</b>	+1.219	<b>18.470</b>	<b>27.283</b>	18.698
6	8:40:53.486	<b>1:03.575</b>	+0.343	18.883	27.495	17.197

Lap	Time of Day	Lap Tm	Diff	S1 Tm	S2 Tm	S3 Tm
[325] Amelie Heuwers						
1	8:35:43.712	<b>1:12.618</b>	+9.116	22.531	31.992	18.095
2	8:36:50.207	<b>1:06.495</b>	+2.993	19.628	29.230	17.637
3	8:37:56.041	<b>1:05.834</b>	+2.332	20.252	28.315	<b>17.267</b>
4	8:38:59.543	<b>1:03.502</b>		18.709	<b>27.391</b>	17.402
5	8:40:03.071	<b>1:03.528</b>	+0.026	<b>18.515</b>	27.594	17.419

Lap	Time of Day	Lap Tm	Diff	S1 Tm	S2 Tm	S3 Tm
[321] Edin Keserovic						
1	8:36:45.236	<b>1:03.895</b>		<b>19.725</b>	<b>27.678</b>	<b>16.492</b>

Lap	Time of Day	Lap Tm	Diff	S1 Tm	S2 Tm	S3 Tm
[212] Jonathan Maier						
1	8:35:24.886	<b>1:07.521</b>	+2.622	20.294	29.196	18.031
2	8:36:31.961	<b>1:07.075</b>	+2.176	19.953	29.336	17.786
3	8:37:37.333	<b>1:05.372</b>	+0.473	19.572	28.592	<b>17.208</b>
4	8:38:42.232	<b>1:04.899</b>		<b>19.211</b>	28.333	17.355
5	8:39:47.421	<b>1:05.189</b>	+0.290	19.465	28.404	17.320
6	8:40:52.505	<b>1:05.084</b>	+0.185	19.280	<b>28.154</b>	17.650

Lap	Time of Day	Lap Tm	Diff	S1 Tm	S2 Tm	S3 Tm
[319] Tim Feldmann						
1	8:35:23.235	<b>1:08.574</b>		20.852	<b>29.446</b>	<b>18.276</b>





### DMKM - Mini

### Super Heat

Track length: 1.110 Km  
Race Started: 11:03:37

Best Lap by: 244 - Milan Rossi - 49.479


Rank	#	Driver	Nat	Sponsor Entrant	Nat	License E-License	Make	laps	T. Time Diff	Best Lap	Penalty	Points
1	0	244 Milan Rossi	DEU	Lanari Racing Team	DEU	NKA13619 KBF17166	KR/IAME/Vega	10	8:18.879	49.479		75
2	11	214 Henri Möhring	DEU	ADAC Hessen-Thüringen e.V. TB Racing Team	DEU	NKA16972 KBF38262	KR/IAME/Vega	10	8:24.119 5.240	49.625		69
3	0	255 Alex Huizer	NLD	CRG Holland	NLD	NKA52410 IBL15521007	CRG/TM /Vega	10	8:24.207 5.328	49.920		63
4	6	222 Carlos Nees	DEU	NEES RACING	DEU	NKA17874 KBF17863	KR/IAME/Vega	10	8:24.327 5.448	49.552		57
5	-1	241 Damian Luca Zeller	DEU	APEX Performance	DEU	NKA28615 KBF38438	Maranello/TM/Vega	10	8:25.218 6.339	49.733		51
6	-4	219 Gustav Christensen	SWE	CRG Holland	NLD	NKA133604 IBL15521	CRG/TM/Vega	10	8:26.106 7.227	49.769		48
7	9	221 Devin Titz	DEU	CRG Holland	NLD	NKA14835 IBL15521	CRG/TM/Vega	10	8:27.218 8.339	49.806		45
8	-3	275 Mico Lionn Schweers	DEU	Swantje Schweers	DEU	NKA26817 BEK26817	Oberon/IAME/Vega	10	8:27.357 8.478	49.868		42
9	-2	301 Senn Lindeman	NLD	Paauwer Kart Racing	NLD	NKA50470 IBL19655006	Birel ART/TM/Vega	10	8:27.507 8.628	49.849		39
10	1	266 Lean Kircher	DEU	ADAC Hessen-Thüringen e.V. Ebert Motorsport	DEU	NKA25532 KBF38528	Alonso Kart/TM/Vega	10	8:30.599 11.720	50.237		36
11	1	274 Bruno Kortekaas	NLD	CRG Holland	NLD	NKA52405 IBL15521007	CRG/TM/Vega	10	8:30.707 11.828	49.955		34
12	12	249 Jonas Hubacek	CZE	Michal Hubacek	CZE	NKA24AS0050 IBL24AT00121	MS KART/TM/Vega	10	8:31.529 12.650	49.911		32
13	1	220 Neo Knapp	DEU	Team NKS	DEU	NKA11204 KBF42057	DR/TM/Vega	10	8:31.748 12.869	50.465		30
14	6	317 Kilian Kommer	DEU	RMW Motorsport GmbH	DEU	10717 BIF39010	OTK/TM/Vega	10	8:35.789 16.910	50.648		28
15	-7	277 Nick Ried	DEU	Lanari Racing Team	DEU	NKA10695 KBF17166	KR/IAME/Vega	10	8:36.150 17.271	50.640		26
16	1	261 Semih Bektas	DEU	Lanari Racing Team	DEU	NKA42993 BIC17166	KR/IAME/Vega	10	8:36.154 17.275	49.759	+ 5 sec	24
17	2	225 Noel Mannsperger	DEU	NEES RACING	DEU	NKA11122 KBF17863	KR/IAME/Vega	10	8:36.476 17.597	50.347		22
18	4	223 Alexandr Machac	CZE	SIM-ON	DEU	NTG C24AS0666 KBF39246	Drago Corse/TM/Vega	10	8:36.612 17.733	50.425		20
19	6	320 Storm Van Rossum	NLD	Thomas van Rossum	NLD	NKA48829 IEL48821	Parolin/IAME/Vega	10	8:41.324 22.445	50.369	+ 5 sec	18
20	6	246 Marvin Zimmermann	DEU	NEES RACING	DEU	NKA10834 KBF17863	KR/IAME/Vega	10	8:41.989 23.110	51.232		17
21	10	212 Jonathan Maier	DEU	7L-Performance	DEU	NKA41248 KBF38668	Tony Kart/TM/Vega	10	8:43.568 24.689	51.158		16
22	11	325 Amelie Heuwers	DEU	Team Hemkemeyer	DEU	NA38881 KBF42853	Tony Kart/TM/Vega	10	8:43.718 24.839	51.139		15
23	0	209 Alexandre Mgaloblishvili	GEO	CRG Deutschland	DEU	NKA230055 KBF18122	CRG/TM/Vega	10	8:43.935 25.056	50.500		14
24	-15	237 William Sterup Nielsen	DNK	CRG-Deutschland	DEU	NKA95174 KBF42811	CRG/TM/Vega	10	8:44.412 25.533	50.033		13
25	3	211 Presian Stoyanov	DEU	ADAC Berlin-Brandenburg e.V. TR Motorsport	DEU	NKA30339 KBF42809	RS/IAME/Vega	10	8:48.528 29.649	50.466	+ 5 sec	12
26	6	321 Edin Keserovic	DEU	Lanari Racing Team	DEU	NKA12345 KBF42334	KR/IAME/Vega	10	8:49.245 30.366	49.928		11
27	2	319 Tim Feldmann	DEU	Falcon Racing Team	DEU	NKA44998 IBL12133007	Falcon /IAME/Vega	10	8:56.766 37.887	52.071		10
28	-1	318 Oscar Beumers	DEU	MSC-Langenfeld e. V. im ADAC Beumers, Oscar	DEU	NKA44755 BIC16950	Falcon/IAME/Vega	10	9:34.471 1:15.592	50.974		9
29	-14	224 Paul Bernhard	DEU	Valier Motorsport	DEU	NKA41687 KBF39300	Energy/TM/Vega	9	7:45.410 1 Lap	50.193		8
30	-24	294 Leo Klok	NLD	Miranda Klok-Holtjer	NLD	NKA52623 BEK52403	Oberon/IAME/Vega	6	5:08.553 4 Laps	50.118		7
31	-13	322 Pelle Van Echtelt	NLD	Michael van Echtelt	NLD	ITD-C52456 IDC52459	Parolin/IAME/Vega	4	3:34.062 6 Laps	51.817		6
32	-2	285 Felix Groneck	DEU	CRG Holland	NLD	NKA16373 IBL15521007	CRG/TM/Vega	4	3:36.536 6 Laps	51.422		5
33	-12	247 Ben Schumacher	DEU	ADAC Team Weser-Ems e.V. CRG Holland	NLD	NKA10666 IBL15521008	CRG/TM/Vega	1	59.364 9 Laps	55.804		4

#### Announcements

# 211,261,320 + 5 sec front fairing

Timekeeper  
M.Riehmers

Race Director  
H.Seidel



INT. ADAC Kartrennen Kerpen

DMKM - Mini

Erftlandring Kerpen 1,110 Km

Super Heat

21.07.2024 10:58

Race (10 Laps) started at 11:03:37

Lap	Time of Day	Lap Tm	Diff	S1 Tm	S2 Tm	S3 Tm
<b>(244) Milan Rossi</b>						
1	11:04:28.647	<b>51.232</b>	+1.753	15.722	22.467	13.043
2	11:05:18.809	<b>50.162</b>	+0.683	15.122	22.130	12.910
3	11:06:08.651	<b>49.842</b>	+0.363	14.985	21.985	12.872
4	11:06:58.414	<b>49.763</b>	+0.284	14.868	22.017	12.878
5	11:07:48.065	<b>49.651</b>	+0.172	14.870	21.925	12.856
6	11:08:37.653	<b>49.588</b>	+0.109	14.801	21.971	<b>12.816</b>
7	11:09:27.132	<b>49.479</b>		14.828	<b>21.805</b>	12.846
8	11:10:16.711	<b>49.579</b>	+0.100	14.820	21.898	12.861
9	11:11:06.745	<b>50.034</b>	+0.555	14.922	22.118	12.994
10	11:11:56.294	<b>49.549</b>	+0.070	<b>14.782</b>	21.888	12.879

Lap	Time of Day	Lap Tm	Diff	S1 Tm	S2 Tm	S3 Tm
<b>(214) Henri Möhring</b>						
1	11:04:30.810	<b>52.415</b>	+2.790	16.325	22.741	13.349
2	11:05:21.157	<b>50.347</b>	+0.722	15.156	22.226	12.965
3	11:06:11.178	<b>50.021</b>	+0.396	15.014	21.979	13.028
4	11:07:01.493	<b>50.315</b>	+0.690	14.938	22.372	13.005
5	11:07:51.458	<b>49.965</b>	+0.340	14.891	22.100	12.974
6	11:08:41.195	<b>49.737</b>	+0.112	14.841	22.010	12.886
7	11:09:30.820	<b>49.625</b>		<b>14.781</b>	21.989	<b>12.855</b>
8	11:10:21.598	<b>50.778</b>	+1.153	15.762	21.970	13.046
9	11:11:11.356	<b>49.768</b>	+0.133	14.850	<b>21.906</b>	13.002
10	11:12:01.534	<b>50.178</b>	+0.553	15.040	22.134	13.004

Lap	Time of Day	Lap Tm	Diff	S1 Tm	S2 Tm	S3 Tm
<b>(255) Alex Huizer</b>						
1	11:04:28.833	<b>51.334</b>	+1.414	15.820	22.364	13.150
2	11:05:19.582	<b>50.749</b>	+0.829	15.512	22.290	12.947
3	11:06:09.953	<b>50.371</b>	+0.451	15.073	22.282	13.016
4	11:07:00.151	<b>50.198</b>	+0.278	15.047	22.218	12.933
5	11:07:50.254	<b>50.103</b>	+0.183	14.980	22.142	12.981
6	11:08:40.754	<b>50.500</b>	+0.580	15.532	22.098	<b>12.870</b>
7	11:09:30.674	<b>49.920</b>		14.996	<b>21.990</b>	12.934
8	11:10:21.158	<b>50.484</b>	+0.564	15.246	22.200	13.038
9	11:11:11.214	<b>50.056</b>	+0.136	<b>14.961</b>	22.164	12.931
10	11:12:01.622	<b>50.408</b>	+0.488	15.284	22.138	12.986

Lap	Time of Day	Lap Tm	Diff	S1 Tm	S2 Tm	S3 Tm
<b>(222) Carlos Nees</b>						
1	11:04:30.885	<b>52.303</b>	+2.751	16.367	22.583	13.353
2	11:05:21.328	<b>50.443</b>	+0.891	15.413	22.168	12.862
3	11:06:11.472	<b>50.144</b>	+0.592	15.303	21.948	12.893
4	11:07:01.814	<b>50.342</b>	+0.790	15.002	22.502	<b>12.838</b>
5	11:07:51.677	<b>49.863</b>	+0.311	15.052	21.891	12.920
6	11:08:41.391	<b>49.714</b>	+0.162	14.928	21.923	12.863
7	11:09:31.692	<b>50.301</b>	+0.749	14.970	22.279	13.052
8	11:10:21.934	<b>50.242</b>	+0.690	15.374	21.988	12.880
9	11:11:11.486	<b>49.552</b>		<b>14.824</b>	<b>21.832</b>	12.896
10	11:12:01.742	<b>50.256</b>	+0.704	15.167	22.090	12.999

Lap	Time of Day	Lap Tm	Diff	S1 Tm	S2 Tm	S3 Tm
<b>(241) Damian Luca Zeller</b>						
1	11:04:29.575	<b>51.916</b>	+2.183	16.170	22.640	13.106
2	11:05:20.267	<b>50.692</b>	+0.959	15.370	22.220	13.102
3	11:06:10.564	<b>50.297</b>	+0.564	15.029	22.206	13.062
4	11:07:01.135	<b>50.571</b>	+0.838	15.277	22.277	13.017
5	11:07:51.584	<b>50.449</b>	+0.716	15.345	22.116	12.988
6	11:08:41.317	<b>49.733</b>		<b>14.887</b>	<b>21.959</b>	<b>12.887</b>
7	11:09:31.619	<b>50.302</b>	+0.569	14.917	22.335	13.050
8	11:10:22.284	<b>50.665</b>	+0.932	15.576	22.084	13.005
9	11:11:12.322	<b>50.038</b>	+0.305	14.944	22.039	13.055
10	11:12:02.633	<b>50.311</b>	+0.578	14.985	22.296	13.030

Lap	Time of Day	Lap Tm	Diff	S1 Tm	S2 Tm	S3 Tm
<b>(219) Gustav Christensen</b>						
1	11:04:29.383	<b>51.854</b>	+2.085	16.167	22.542	13.145
2	11:05:20.564	<b>51.181</b>	+1.412	15.786	22.330	13.065
3	11:06:10.664	<b>50.100</b>	+0.331	14.964	22.047	13.089
4	11:07:00.602	<b>49.938</b>	+0.169	15.006	22.036	<b>12.896</b>
5	11:07:50.371	<b>49.769</b>		<b>14.855</b>	<b>21.980</b>	12.934
6	11:08:40.555	<b>50.184</b>	+0.415	15.171	22.067	12.946
7	11:09:30.585	<b>50.030</b>	+0.261	14.967	22.062	13.001
8	11:10:23.608	<b>53.023</b>	+3.254	17.884	22.132	13.007
9	11:11:13.570	<b>49.962</b>	+0.193	15.009	22.033	12.920
10	11:12:03.521	<b>49.951</b>	+0.182	14.900	22.014	13.037

Lap	Time of Day	Lap Tm	Diff	S1 Tm	S2 Tm	S3 Tm
<b>(221) Devin Titz</b>						

Lap	Time of Day	Lap Tm	Diff	S1 Tm	S2 Tm	S3 Tm
1	11:04:32.701	<b>53.458</b>	+3.652	16.359	23.433	13.666
2	11:05:23.043	<b>50.342</b>	+0.536	15.165	22.239	12.938
3	11:06:13.219	<b>50.176</b>	+0.370	15.085	22.130	12.961
4	11:07:04.234	<b>51.015</b>	+1.209	15.386	22.619	13.010
5	11:07:54.040	<b>49.806</b>		14.915	22.013	<b>12.878</b>
6	11:08:44.907	<b>50.867</b>	+1.061	15.139	22.508	13.220
7	11:09:34.907	<b>50.000</b>	+0.194	14.949	22.094	12.957
8	11:10:24.799	<b>49.892</b>	+0.086	14.937	<b>21.977</b>	12.978
9	11:11:14.771	<b>49.972</b>	+0.166	14.906	22.078	12.988
10	11:12:04.633	<b>49.862</b>	+0.056	<b>14.837</b>	22.065	12.960

Lap	Time of Day	Lap Tm	Diff	S1 Tm	S2 Tm	S3 Tm
<b>(275) Mico Lionn Schweers</b>						
1	11:04:30.355	<b>52.739</b>	+2.871	16.831	22.526	13.382
2	11:05:21.705	<b>51.350</b>	+1.482	15.854	22.422	13.074
3	11:06:12.645	<b>50.940</b>	+1.072	15.413	22.309	13.218
4	11:07:03.345	<b>50.700</b>	+0.832	15.188	22.392	13.120
5	11:07:53.636	<b>50.291</b>	+0.423	15.166	22.080	13.045
6	11:08:44.770	<b>51.134</b>	+1.266	15.086	22.750	13.298
7	11:09:35.007	<b>50.237</b>	+0.369	15.191	22.065	12.981
8	11:10:24.982	<b>49.975</b>	+0.107	14.970	22.037	<b>12.968</b>
9	11:11:14.850	<b>49.868</b>		14.996	<b>21.870</b>	13.002
10	11:12:04.772	<b>49.922</b>	+0.054	<b>14.924</b>	22.030	12.968

Lap	Time of Day	Lap Tm	Diff	S1 Tm	S2 Tm	S3 Tm
<b>(301) Senn Lindeman</b>						
1	11:04:30.679	<b>52.926</b>	+3.077	16.807	22.774	13.345
2	11:05:21.878	<b>51.199</b>	+1.350	15.752	22.401	13.046
3	11:06:12.763	<b>50.885</b>	+1.036	15.487	22.274	13.124
4	11:07:03.572	<b>50.809</b>	+0.960	15.197	22.601	13.011
5	11:07:53.820	<b>50.248</b>	+0.399	15.157	22.144	12.947
6	11:08:44.339	<b>51.519</b>	+1.670	15.110	22.980	13.429
7	11:09:35.207	<b>49.868</b>	+0.019	14.965	21.988	12.915
8	11:10:25.141	<b>49.934</b>	+0.085	14.935	22.137	<b>12.862</b>
9	11:11:15.073	<b>49.932</b>	+0.083	15.053	<b>21.955</b>	12.924
10	11:12:04.922	<b>49.849</b>		<b>14.879</b>	21.996	12.974

Lap	Time of Day	Lap Tm	Diff	S1 Tm	S2 Tm	S3 Tm
<b>(266) Lean Kircher</b>						
1	11:04:31.227	<b>53.195</b>	+2.958	17.012	22.959	13.224
2	11:05:22.759	<b>51.532</b>	+1.295	15.652	22.813	13.067
3	11:06:13.042	<b>50.283</b>	+0.046	15.035	22.221	13.027
4	11:07:04.652	<b>51.610</b>	+1.373	15.418	23.193	12.999
5	11:07:55.088	<b>50.436</b>	+0.199	15.171	22.333	<b>12.932</b>
6	11:08:45.997	<b>50.909</b>	+0.672	15.141	22.383	13.385
7	11:09:36.234	<b>50.237</b>		<b>14.941</b>	22.218	13.078
8	11:10:26.570	<b>50.336</b>	+0.099	15.125	<b>22.209</b>	13.002
9	11:11:17.585	<b>51.015</b>	+0.778	15.305	22.623	13.087
10	11:12:08.014	<b>50.429</b>	+0.192	15.111	22.283	13.035

Lap	Time of Day	Lap Tm	Diff	S1 Tm	S2 Tm	S3 Tm
<b>(274) Bruno Kortekaas</b>						
1	11:04:32.034	<b>53.304</b>	+3.349	16.609	23.204	13.491
2	11:05:22.960	<b>50.926</b>	+0.971	15.514	22.401	13.011
3	11:06:13.460	<b>50.500</b>	+0.545	15.266	22.295	<b>12.939</b>
4	11:07:04.746	<b>51.286</b>	+1.331	15.254	23.072	12.960
5	11:07:55.268	<b>50.522</b>	+0.567	15.159	22.403	12.960
6	11:08:46.160					

INT. ADAC Kartrennen Kerpen

DMKM - Mini

Erftlandring Kerpen 1,110 Km

Super Heat

21.07.2024 10:58

Race (10 Laps) started at 11:03:37

Lap	Time of Day	Lap Tm	Diff	S1 Tm	S2 Tm	S3 Tm
3	11:06:15.061	50.760	+0.295	15.242	22.303	13.215
4	11:07:05.599	50.538	+0.073	15.050	22.316	13.172
5	11:07:56.196	50.597	+0.132	15.050	22.392	13.155
6	11:08:46.661	50.465		15.014	22.347	13.104
7	11:09:37.435	50.774	+0.309	15.265	22.436	13.073
8	11:10:28.022	50.587	+0.122	14.992	22.570	13.025
9	11:11:18.667	50.645	+0.180	15.304	22.242	13.099
10	11:12:09.163	50.496	+0.031	15.022	22.381	13.093

(317) Kilian Kommer

1	11:04:33.233	52.998	+2.350	16.255	23.143	13.600
2	11:05:25.619	52.386	+1.738	15.667	22.673	14.046
3	11:06:16.350	50.731	+0.083	15.251	22.317	13.163
4	11:07:07.177	50.827	+0.179	15.172	22.522	13.133
5	11:07:58.348	51.171	+0.523	15.573	22.432	13.166
6	11:08:48.996	50.648		15.170	22.435	13.043
7	11:09:41.024	52.028	+1.380	15.180	22.419	14.429
8	11:10:31.851	50.827	+0.179	15.171	22.514	13.142
9	11:11:22.521	50.670	+0.022	15.105	22.492	13.073
10	11:12:13.204	50.683	+0.035	15.106	22.415	13.162

(277) Nick Ried

1	11:04:32.465	54.410	+3.770	17.225	23.242	13.943
2	11:05:25.834	53.369	+2.729	16.649	22.560	14.160
3	11:06:16.889	51.055	+0.415	15.455	22.384	13.216
4	11:07:07.590	50.701	+0.061	15.111	22.386	13.204
5	11:07:58.485	50.895	+0.255	15.283	22.428	13.184
6	11:08:49.168	50.683	+0.043	15.129	22.441	13.113
7	11:09:40.936	51.768	+1.128	15.089	22.432	14.247
8	11:10:32.082	51.146	+0.506	15.433	22.627	13.086
9	11:11:22.722	50.640		15.071	22.410	13.159
10	11:12:13.565	50.843	+0.203	15.048	22.658	13.137

(261) Semih Bektas

1	11:04:32.867	53.020	+3.261	16.067	23.208	13.745
2	11:05:23.827	50.960	+1.201	15.200	22.437	13.323
3	11:06:13.885	50.058	+0.299	14.970	22.109	12.979
4	11:07:05.321	51.436	+1.677	15.192	23.156	13.088
5	11:07:55.524	50.203	+0.444	14.894	22.226	13.083
6	11:08:46.344	50.820	+1.061	14.947	22.412	13.461
7	11:09:37.688	51.344	+1.585	15.726	22.393	13.225
8	11:10:27.447	49.759		14.887	22.011	12.861
9	11:11:18.073	50.626	+0.867	15.088	22.267	13.271
10	11:12:08.569	50.496	+0.737	15.260	22.289	12.947

(225) Noel Mannsperger

1	11:04:35.120	53.655	+3.308	17.263	22.907	13.495
2	11:05:27.443	52.323	+1.976	15.639	22.385	14.299
3	11:06:18.969	51.526	+1.179	15.923	22.455	13.148
4	11:07:09.466	50.497	+0.150	15.079	22.425	12.993
5	11:07:59.813	50.347		15.100	22.305	12.942
6	11:08:50.458	50.645	+0.298	15.196	22.394	13.055
7	11:09:41.378	50.920	+0.573	15.252	22.471	13.197
8	11:10:32.279	50.901	+0.554	15.386	22.447	13.068
9	11:11:23.188	50.909	+0.562	15.385	22.466	13.058
10	11:12:13.891	50.703	+0.356	15.068	22.430	13.205

(223) Alexandr Machac

1	11:04:33.622	53.121	+2.696	16.643	23.191	13.287
2	11:05:26.716	53.094	+2.669	15.884	22.733	14.477
3	11:06:18.695	51.979	+1.554	15.987	22.785	13.207
4	11:07:09.929	51.234	+0.809	15.619	22.418	13.197
5	11:08:00.818	50.889	+0.464	15.172	22.609	13.108
6	11:08:51.688	50.870	+0.445	15.123	22.657	13.090
7	11:09:42.411	50.723	+0.298	15.061	22.555	13.107
8	11:10:33.108	50.697	+0.272	15.098	22.495	13.104
9	11:11:23.533	50.425		14.924	22.415	13.086
10	11:12:14.027	50.494	+0.069	15.046	22.347	13.101

(320) Storm Van Rossum

1	11:04:34.958	53.347	+2.978	16.122	22.983	14.242
2	11:05:27.856	52.898	+2.529	15.657	22.408	14.833
3	11:06:18.821	50.965	+0.596	15.241	22.540	13.184
4	11:07:09.350	50.529	+0.160	15.089	22.346	13.094

Lap	Time of Day	Lap Tm	Diff	S1 Tm	S2 Tm	S3 Tm
5	11:07:59.735	50.385	+0.016	15.098	22.272	13.015
6	11:08:50.353	50.618	+0.249	15.193	22.387	13.038
7	11:09:41.296	50.943	+0.574	15.274	22.455	13.214
8	11:10:32.675	51.379	+1.010	15.524	22.780	13.075
9	11:11:23.044	50.369		14.901	22.412	13.056
10	11:12:13.739	50.695	+0.326	15.131	22.434	13.130

(246) Marvin Zimmermann

1	11:04:34.637	53.721	+2.489	16.981	23.309	13.431
2	11:05:27.704	53.067	+1.835	16.347	22.623	14.097
3	11:06:19.706	52.002	+0.770	16.080	22.772	13.150
4	11:07:11.301	51.595	+0.363	15.448	22.839	13.308
5	11:08:02.752	51.451	+0.219	15.609	22.488	13.354
6	11:08:54.007	51.255	+0.023	15.285	22.665	13.305
7	11:09:45.239	51.232		15.369	22.553	13.310
8	11:10:36.533	51.294	+0.062	15.336	22.734	13.224
9	11:11:27.850	51.317	+0.085	15.462	22.612	13.243
10	11:12:19.404	51.554	+0.322	15.354	22.829	13.371

(212) Jonathan Maier

1	11:04:35.748	53.418	+2.260	16.592	23.027	13.799
2	11:05:28.037	52.289	+1.131	15.398	22.750	14.141
3	11:06:20.323	52.286	+1.128	15.940	22.983	13.363
4	11:07:11.726	51.403	+0.245	15.286	22.660	13.457
5	11:08:04.040	52.314	+1.156	15.740	23.062	13.512
6	11:08:55.499	51.459	+0.301	15.240	22.816	13.403
7	11:09:46.931	51.432	+0.274	15.243	22.724	13.465
8	11:10:38.089	51.158		15.116	22.653	13.389
9	11:11:29.305	51.216	+0.058	15.131	22.618	13.467
10	11:12:20.983	51.678	+0.520	15.180	22.936	13.562

(325) Amelie Heuwers

1	11:04:35.839	53.218	+2.079	16.435	22.986	13.797
2	11:05:28.149	52.310	+1.171	15.547	22.828	13.935
3	11:06:20.568	52.419	+1.280	15.900	23.202	13.317
4	11:07:11.726	51.403	+0.245	15.286	22.660	13.457
5	11:08:04.040	52.314	+1.156	15.740	23.062	13.512
6	11:08:55.499	51.459	+0.301	15.240	22.816	13.403
7	11:09:46.931	51.432	+0.274	15.243	22.724	13.465
8	11:10:38.089	51.158		15.116	22.653	13.389
9	11:11:29.305	51.216	+0.058	15.131	22.618	13.467
10	11:12:20.983	51.678	+0.520	15.180	22.936	13.562

(209) Alexandre Mgaloblishvili

1	11:04:37.581	56.408	+5.908	19.288	23.637	13.483
2	11:05:30.203	52.622	+2.122	15.647	23.154	13.821
3	11:06:22.388	52.185	+1.685	15.765	23.107	13.313
4	11:07:14.037	51.649	+1.149	15.302	22.823	13.524
5	11:08:06.887	52.850	+2.350	15.688	23.970	13.192
6	11:08:57.687	50.800	+0.300	15.083	22.455	13.262
7	11:09:48.192	50.505	+0.005	15.164	22.259	13.082
8	11:10:38.692	50.500		15.044	22.264	13.192
9	11:11:29.806	51.114	+0.614	15.117	22.614	13.383
10	11:12:21.350	51.544	+1.044	15.279	22.877	13.388


(237) William Sterup Nielsen

1	11:04:31.123	53.225	+3.192	16.923	22.964	13.338
2	11:05:26.618	55.495	+5.462	15.465	24.364	15.666
3	11:06:26.775	1:00.157	+10.124	17.122	26.452	16.583
4	11:07:21.183	54.408	+4.375	18.617	22.681	13.110
5	11:08:11.463	50.280	+0.247	14.951	22.233	13.096
6	11:09:01.568	50.105	+0.072	14.908	22.190	13.007
7	11:09:51.634	50.066	+0.033	14.923	22.139	13.004
8	11:10:41.678	50.044	+0.011	14.904	22.112	13.028
9	11:11:31.711	50.033		14.834	22.171	13.028
10	11:12:21.827	50.116	+0.083	14.818	22.224	13.074

(211) Presian Stoyanov

1	11:04:37.767	56.361	+5.895	19.471	23.335	13.555
2	11:05:30.277	52.510	+2.044	15.651	23.105	13.754
3	11:06:22.711	52.434	+1.968	15.862	23.370	13.202
4	11:07:14.117	51.406	+0.940	15.253	22.836	13.317
5	11:08:06.674	52.557	+2.091	15.649	23.860	13.048
6	11:08:57.402	50.728	+0.262	14.972	22.646	13.110

Orbits



INT. ADAC Kartrennen Kerpen

DMKM - Mini

Erftlandring Kerpen 1,110 Km

Super Heat

21.07.2024 10:58

Race (10 Laps) started at 11:03:37

Lap	Time of Day	Lap Tm	Diff	S1 Tm	S2 Tm	S3 Tm	Lap	Time of Day	Lap Tm	Diff	S1 Tm	S2 Tm	S3 Tm
7	11:09:48.015	<b>50.613</b>	+0.147	14.941	22.560	13.112							
8	11:10:38.481	<b>50.466</b>		<b>14.930</b>	<b>22.451</b>	13.085							
9	11:11:29.601	<b>51.120</b>	+0.654	15.160	22.620	13.340							
10	11:12:20.943	<b>51.342</b>	+0.876	15.130	22.785	13.427							

(321) Edin Keserovic

1	11:04:34.849	<b>52.663</b>	+2.735	16.306	22.853	13.504
2	11:05:27.082	<b>52.233</b>	+2.305	15.297	22.697	14.239
3	11:06:32.775	<b>1:05.693</b>	+15.765	19.365	32.928	13.400
4	11:07:24.359	<b>51.584</b>	+1.656	15.124	23.346	13.114
5	11:08:14.552	<b>50.193</b>	+0.265	14.971	22.189	13.033
6	11:09:04.782	<b>50.230</b>	+0.302	14.986	22.241	<b>13.003</b>
7	11:09:55.566	<b>50.784</b>	+0.856	15.215	22.562	13.007
8	11:10:45.494	<b>49.923</b>		14.868	<b>22.042</b>	13.018
9	11:11:36.230	<b>50.736</b>	+0.808	<b>14.823</b>	22.124	13.789
10	11:12:26.660	<b>50.430</b>	+0.502	15.005	22.391	13.034

(319) Tim Feldmann

1	11:04:37.181	<b>54.728</b>	+2.657	17.257	23.573	13.898
2	11:05:30.103	<b>52.922</b>	+0.851	15.802	23.322	13.798
3	11:06:26.213	<b>56.110</b>	+4.039	16.734	23.868	15.508
4	11:07:19.280	<b>53.067</b>	+0.996	15.786	23.467	13.814
5	11:08:12.134	<b>52.854</b>	+0.783	15.657	23.565	13.632
6	11:09:04.205	<b>52.071</b>		<b>15.335</b>	23.154	13.582
7	11:09:56.771	<b>52.566</b>	+0.495	15.959	<b>22.975</b>	13.632
8	11:10:49.242	<b>52.471</b>	+0.400	15.574	23.244	13.653
9	11:11:41.552	<b>52.310</b>	+0.239	15.569	23.120	13.621
10	11:12:34.181	<b>52.629</b>	+0.558	15.600	23.510	<b>13.519</b>

(318) Oscar Beumers

1	11:04:35.973	<b>53.962</b>	+2.988	17.278	23.067	13.617
2	11:05:28.475	<b>52.502</b>	+1.528	16.060	22.815	13.627
3	11:06:22.314	<b>53.839</b>	+2.865	15.766	24.636	13.437
4	11:07:13.719	<b>51.405</b>	+0.431	<b>15.086</b>	22.677	13.642
5	11:08:07.367	<b>53.648</b>	+2.674	16.289	23.909	13.450
6	11:08:58.612	<b>51.245</b>	+0.271	15.196	22.761	13.288
7	11:09:49.586	<b>50.974</b>		15.109	<b>22.627</b>	13.238
8	11:10:40.661	<b>51.075</b>	+0.101	15.132	22.713	<b>13.230</b>
9	11:11:38.594	<b>57.933</b>	+6.959	15.205	23.655	19.073
10	11:13:11.886	<b>1:33.292</b>	+42.318	20.947	41.124	31.221

(224) Paul Bernhard

1	11:04:34.423	<b>53.313</b>	+3.120	16.402	23.377	13.534
2	11:05:26.907	<b>52.484</b>	+2.291	15.602	22.700	14.182
3	11:06:18.207	<b>51.300</b>	+1.107	15.591	22.606	13.103
4	11:07:08.619	<b>50.412</b>	+0.219	15.082	22.293	13.037
5	11:07:58.812	<b>50.193</b>		15.003	<b>22.169</b>	13.021
6	11:08:49.243	<b>50.431</b>	+0.238	<b>14.951</b>	22.468	13.012
7	11:09:41.148	<b>51.905</b>	+1.712	15.107	22.502	14.296
8	11:10:32.160	<b>51.012</b>	+0.819	15.562	22.419	13.031
9	11:11:22.825	<b>50.665</b>	+0.472	15.193	22.521	<b>12.951</b>

(294) Leo Klok

1	11:04:30.152	<b>52.386</b>	+2.268	16.524	22.368	13.494
2	11:05:20.779	<b>50.627</b>	+0.509	15.402	22.135	13.090
3	11:06:10.940	<b>50.161</b>	+0.043	14.980	22.127	13.054
4	11:07:03.226	<b>52.286</b>	+2.168	15.271	23.065	13.950
5	11:07:53.344	<b>50.118</b>		14.997	<b>22.090</b>	<b>13.031</b>
6	11:08:45.968	<b>52.624</b>	+2.506	<b>14.922</b>	23.373	14.329

(322) Pelle Van Echtelt

1	11:04:33.189	<b>53.834</b>	+2.017	16.787	23.369	13.678
2	11:05:26.784	<b>53.595</b>	+1.778	<b>15.500</b>	22.996	15.099
3	11:06:18.601	<b>51.817</b>		15.779	<b>22.808</b>	<b>13.230</b>
4	11:07:11.477	<b>52.876</b>	+1.059	16.435	23.006	13.435

(285) Felix Gronneck

1	11:04:38.736	<b>56.917</b>	+5.495	20.316	23.322	13.279
2	11:05:30.528	<b>51.792</b>	+0.370	15.704	<b>22.546</b>	13.542
3	11:06:22.529	<b>52.001</b>	+0.579	15.711	23.120	<b>13.170</b>
4	11:07:13.951	<b>51.422</b>		<b>15.293</b>	22.622	13.507

(247) Ben Schumacher

1	11:04:36.779	<b>55.804</b>		<b>16.605</b>	<b>22.931</b>	<b>16.268</b>
---	--------------	---------------	--	---------------	---------------	---------------

INT. ADAC Kartrennen Kerpen

Lapchart

DMKM - Mini

Erftlandring Kerpen 1,110 Km

Super Heat

21.07.2024 10:58

Race (10 Laps) started at 11:03:37

Competitors	Laps											
		0	1	2	3	4	5	6	7	8	9	10
Milan Rossi (244)	1	244	244	244	244	244	244	244	244	244	244	244
Alex Huizer (255)	2	255	255	255	255	255	219	219	255	255	214	
Gustav Christensen (219)	3	219	219	241	241	219	219	255	255	214	214	255
Mico Lionn Schweers (275)	4	275	241	219	219	241	214	214	214	222	222	222
Damian Luca Zeller (241)	5	241	294	294	294	214	241	241	241	241	241	
Senn Lindeman (301)	6	301	275	214	214	222	222	222	222	219	219	219
Leo Klok (294)	7	294	301	222	222	294	294	275	221	221	221	221
William Sterup Nielsen (237)	8	237	214	275	275	275	275	221	275	275	275	275
Lean Kircher (266)	9	266	222	301	301	301	301	301	301	301	301	301
Nick Ried (277)	10	277	237	266	266	221	221	294	266	266	266	266
Henri Möhring (214)	11	214	266	274	221	266	266	266	274	274	274	274
Carlos Nees (222)	12	222	274	221	274	274	274	274	220	261	261	261
Bruno Kortekaas (274)	13	274	277	261	261	261	261	261	220	249	249	
Neo Knapp (220)	14	220	220	220	220	220	220	220	249	249	220	220
Devin Titz (221)	15	221	221	317	317	317	249	249	277	317	317	317
Pelle Van Echtelt (322)	16	322	261	277	249	249	317	317	317	277	277	277
Semih Bektas (261)	17	261	322	249	277	277	277	277	224	224	224	320
Kilian Kommer (317)	18	317	317	237	224	224	224	224	320	225	320	225
Alexandr Machac (223)	19	223	249	223	322	320	320	320	225	320	225	223
Jonas Hubacek (249)	20	249	223	322	223	225	225	225	223	223	223	246
Marvin Zimmermann (246)	21	246	224	224	320	223	223	223	246	246	246	211
Ben Schumacher (247)	22	247	246	321	225	246	246	246	212	212	212	212
Paul Bernhard (224)	23	224	321	225	246	322	212	212	325	325	325	325
Alexandre Mgaloblishvili (209)	24	209	320	246	212	212	325	325	211	211	211	209
Presian Stoyanov (211)	25	211	225	320	325	325	211	211	209	209	209	237
Noel Mannsperger (225)	26	225	212	212	318	318	209	209	318	318	237	321
Storm Van Rossum (320)	27	320	325	325	209	285	318	318	237	237	321	319
Felix Groneck (285)	28	285	318	318	285	209	237	237	321	321	318	318
Oscar Beumers (318)	29	318	247	319	211	211	319	319	319	319	319	
Edin Keserovic (321)	30	321	319	209	319	319	321	321				
Jonathan Maier (212)	31	212	209	211	237	237						
Tim Feldmann (319)	32	319	211	285	321	321						
Amelie Heuwers (325)	33	325	285									


**DKM Round 4**
**DMKM - Mini**
**Kerpen**
**Final Intermediate Classification**

Pos. No.	Firstname	Lastname	Nat.	Dri	Entrant	Nat	Ent	Make	Sponsor	QP	Total PTS	Heat 1	Heat 2	SUH
1	244	Milan	Rossi	DEU	Lanari Racing Team	DEU	KR/IAME/Vega			1	175	50	50	75
2	255	Alex	Huizer	NLD	CRG Holland	NLD	CRG/TM /Vega			9	142	38	41	63
3	219	Gustav	Christensen	SWE	CRG Holland	NLD	CRG/TM/Vega			2	136	44	44	48
4	241	Damian Luca	Zeller	DEU	APEX Performance	DEU	Maranello/TM/Vega			5	125	36	38	51
5	214	Henri	Möhring	DEU	TB Racing Team	DEU	KR/IAME/Vega	ADAC Hessen-Thüringen e.V.		3	113	8	36	69
6	222	Carlos	Nees	DEU	NEES RACING	DEU	KR/IAME/Vega			6	109	41	11	57
7	275	Mico Lionn	Schweers	DEU	Swantje Schweers	DEU	Oberon/IAME/Vega			19	100	30	28	42
8	301	Senn	Lindeman	NLD	Paauper Kart Racing	NLD	Birel ART/TM/Vega			12	95	32	24	39
9	266	Lean	Kircher	DEU	Ebert Motorsport	DEU	Alonso Kart/TM/Vega	ADAC Hessen-Thüringen e.V.		18	86	25	25	36
10	221	Devin	Titz	DEU	CRG Holland	NLD	CRG/TM/Vega			4	84	5	34	45
11	277	Nick	Ried	DEU	Lanari Racing Team	DEU	KR/IAME/Vega			13	82	24	32	26
12	274	Bruno	Kortekaas	NLD	CRG Holland	NLD	CRG/TM/Vega			14	80	20	26	34
13	220	Neo	Knapp	DEU	Team NKS	DEU	DR/TM/Vega			11	74	34	10	30
14	237	William	Sterup Nielsen	DNK	CRG-Deutschland	DEU	CRG/TM/Vega			10	68	28	27	13
15	294	Leo	Klok	NLD	Miranda Klok-Holtjer	NLD	Oberon/IAME/Vega			8	64	27	30	7
16	261	Semih	Bektas	DEU	Lanari Racing Team	DEU	KR/IAME/Vega			25	63	18	21	24
17	317	Kilian	Kommer	DEU	RMW Motorsport GmbH	DEU	OTK/TM/Vega			28	63	19	16	28
18	249	Jonas	Hubacek	CZE	Michal Hubacek	CZE	MS KART/TM/Vega			7	62	7	23	32
19	225	Noel	Mannspurger	DEU	NEES RACING	DEU	KR/IAME/Vega			15	57	22	13	22
20	223	Alexandr	Machač	CZE	SIM-ON	DEU	Drago Corse/TM/Vega			26	54	16	18	20
21	224	Paul	Bernhard	DEU	Valier Motorsport	DEU	Energy/TM/Vega			22	51	21	22	8
22	320	Storm	Van Rossum	NLD	Thomas van Rossum	NLD	Parolin/IAME/Vega			24	47	9	20	18
23	246	Marvin	Zimmermann	DEU	NEES RACING	DEU	KR/IAME/Vega			33	46	15	14	17
24	209	Alexandre	Mgaloblishvili	GEO	CRG Deutschland	DEU	CRG/TM/Vega			32	45	14	17	14
25	322	Pelle	Van Echtelt	NLD	Michael van Echtelt	NLD	Parolin/IAME/Vega			21	42	17	19	6
26	247	Ben	Schumacher	DEU	CRG Holland	NLD	CRG/TM/Vega	ADAC Team Weser-Ems e.V.		20	38	26	8	4
27	318	Oscar	Beumers	DEU	Beumers, Oscar	DEU	Falcon/IAME/Vega	MSC-Langefeld e. V. im ADAC		29	37	13	15	9
28	211	Presian	Stoyanov	DEU	TR Motorsport	DEU	RS/IAME/Vega	ADAC Berlin-Brandenburg e.V.		23	34	23	-1	12
29	212	Jonathan	Maier	DEU	7L-Performance	DEU	Tony Kart/TM/Vega			27	34	12	6	16
30	319	Tim	Feldmann	DEU	Falcon Racing Team	DEU	Falcon /IAME/Vega			30	29	10	9	10
31	321	Edin	Keserovic	DEU	Lanari Racing Team	DEU	KR/IAME/Vega			16	27	11	5	11
32	325	Amelie	Heuwers	DEU	Team Hemkemeyer	DEU	Tony Kart/TM/Vega			31	26	4	7	15
33	285	Felix	Groneck	DEU	CRG Holland	NLD	CRG/TM/Vega			17	23	6	12	5

**Announcements:** These results are provisional until the conclusion of any judicial and technical matters

Racedirector Horst Seidel:



Timekeeping Monika Riehmers:



Printed: 21.07.2024 11:49

Posted at: h







DKM Round 4

Class: DMKM - Mini

Date/Time: 21.07.2024 15:15

Track:

Heat:

Laps:

Kerpen

Final

13 laps

Edition 1

	35		18		36
Felix Gronneck	285	CRG/TM/Vega	17		
	33				34
Edin Keserovic	321	KR/IAME/Vega	16	Amelie Heuwers	Tony Kart/TM/Vega
	31				32
Jonathan Maier	212	Tony Kart/TM/Vega	15	Tim Feldmann	Falcon /IAME/Vega
	29				30
Oscar Beumers	318	Falcon/IAME/Vega	14	Presian Stoyanov	RS/IAME/Vega
	27				28
Pelle Van Echtelt	322	Parolin/IAME/Vega	13	Ben Schumacher	CRG/TM/Vega
	25				26
Marvin Zimmermann	246	KR/IAME/Vega	12	Alexandre Mgaloblishvili	CRG/TM/Vega
	23				24
Paul Bernhard	224	Energy/TM/Vega	11	Storm Van Rossum	Parolin/IAME/Vega
	21				22
Noel Mannsperger	225	KR/IAME/Vega	10	Alexandr Machač	Drago Corse/TM/Vega
	19				20
Kilian Kommer	317	OTK/TM/Vega	9	Jonas Hubacek	MS KART/TM/Vega
	17				18
Leo Klok	294	Oberon/IAME/Vega	8	Semih Bektas	KR/IAME/Vega
	15				16
Neo Knapp	220	DR/TM/Vega	7	William Sterup Nielsen	CRG/TM/Vega
	13				14
Nick Ried	277	KR/IAME/Vega	6	Bruno Kortekaas	CRG/TM/Vega
	11				12
Lean Kircher	266	Alonso Kart/TM/Vega	5	Devin Titz	CRG/TM/Vega
	9				10
Mico Lionn Schweers	275	Oberon/IAME/Vega	4	Senn Lindeman	Birel ART/TM/Vega
	7				8
Henri Möhring	214	KR/IAME/Vega	3	Carlos Nees	KR/IAME/Vega
	5				6
Gustav Christensen	219	CRG/TM/Vega	2	Damian Luca Zeller	Maranello/TM/Vega
	3				4
Milan Rossi	244	KR/IAME/Vega	1	Alex Huizer	CRG/TM/Vega
	1				2

Pole Position

Row

printed 21.07.2024 11:49





### DMKM - Mini

### Final

Track length: 1.110 Km

Race Started: 15:17:33

Best Lap by: 244 - Milan Rossi - 49.529


Rank	#	Driver	Nat	Sponsor Entrant	Nat	License E-License	Make	laps	T. Time Diff	Best Lap	Penalty	Points
1	244	Milan Rossi	DEU	Lanari Racing Team	DEU	NKA13619 KBF17166	KR/IAME/Vega	13	10:46.632	49.529		51
2	222	Carlos Nees	DEU	NEES RACING	DEU	NKA17874 KBF17863	KR/IAME/Vega	13	10:51.008 4.376	49.767		44
3	214	Henri Möhring	DEU	ADAC Hessen-Thüringen e.V. TB Racing Team	DEU	NKA16972 KBF38262	KR/IAME/Vega	13	10:52.140 5.508	49.860		38
4	219	Gustav Christensen	SWE	CRG Holland	NLD	NKA133604 IBL15521	CRG/TM/Vega	13	10:52.228 5.596	49.888		34
5	255	Alex Huizer	NLD	CRG Holland	NLD	NKA52410 IBL15521007	CRG/TM /Vega	13	10:52.394 5.762	49.758		30
6	294	Leo Klok	NLD	Miranda Klok-Holtjer	NLD	NKA52623 BEK52403	Oberon/IAME/Vega	13	10:59.058 12.426	49.993		26
7	241	Damian Luca Zeller	DEU	APEX Performance	DEU	NKA28615 KBF38438	Maranello/TM/Vega	13	10:59.854 13.222	50.128		22
8	275	Mico Lionn Schweers	DEU	Swantje Schweers	DEU	NKA26817 BEK26817	Oberon/IAME/Vega	13	11:00.533 13.901	49.885		18
9	221	Devin Titz	DEU	CRG Holland	NLD	NKA14835 IBL15521	CRG/TM/Vega	13	11:00.659 14.027	49.932		14
10	220	Neo Knapp	DEU	Team NKS	DEU	NKA11204 KBF42057	DR/TM/Vega	13	11:02.181 15.549	50.290		10
11	237	William Sterup Nielsen	DNK	CRG-Deutschland	DEU	NKA95174 KBF42811	CRG/TM/Vega	13	11:02.571 15.939	50.065		8
12	266	Lean Kircher	DEU	ADAC Hessen-Thüringen e.V. Ebert Motorsport	DEU	NKA25532 KBF38528	Alonso Kart/TM/Vega	13	11:02.944 16.312	50.201		6
13	225	Noel Mannsperger	DEU	NEES RACING	DEU	NKA11122 KBF17863	KR/IAME/Vega	13	11:03.570 16.938	50.210		4
14	285	Felix Groneck	DEU	CRG Holland	NLD	NKA16373 IBL15521007	CRG/TM/Vega	13	11:03.692 17.060	50.118		2
15	261	Semih Bektas	DEU	Lanari Racing Team	DEU	NKA42993 BIC17166	KR/IAME/Vega	13	11:04.337 17.705	50.323		1
16	321	Edin Keserovic	DEU	Lanari Racing Team	DEU	NKA12345 KBF42334	KR/IAME/Vega	13	11:04.927 18.295	50.152		0
17	301	Senn Lindeman	NLD	Paauwer Kart Racing	NLD	NKA50470 IBL19655006	Birel ART/TM/Vega	13	11:05.177 18.545	49.921		0
18	247	Ben Schumacher	DEU	ADAC Team Weser-Ems e.V. CRG Holland	NLD	NKA10666 IBL15521008	CRG/TM/Vega	13	11:05.386 18.754	50.279		0
19	320	Storm Van Rossum	NLD	Thomas van Rossum	NLD	NKA48829 IEL48821	Parolin/IAME/Vega	13	11:07.268 20.636	50.553		0
20	224	Paul Bernhard	DEU	Valier Motorsport	DEU	NKA41687 KBF39300	Energy/TM/Vega	13	11:07.774 21.142	50.467		0
21	211	Presian Stoyanov	DEU	ADAC Berlin-Brandenburg e.V. TR Motorsport	DEU	NKA30339 KBF42809	RS/IAME/Vega	13	11:08.033 21.401	50.424		0
22	317	Kilian Kommer	DEU	RMW Motorsport GmbH	DEU	10717 BIF39010	OTK/TM/Vega	13	11:08.743 22.111	50.494		0
23	223	Alexandr Machac	CZE	SIM-ON	DEU	NTG C24AS0666 KBF39246	Drago Corse/TM/Vega	13	11:10.031 23.399	50.475		0
24	246	Marvin Zimmermann	DEU	NEES RACING	DEU	NKA10834 KBF17863	KR/IAME/Vega	13	11:12.178 25.546	50.878		0
25	277	Nick Ried	DEU	Lanari Racing Team	DEU	NKA10695 KBF17166	KR/IAME/Vega	13	11:13.695 27.063	50.466		0
26	212	Jonathan Maier	DEU	7L-Performance	DEU	NKA41248 KBF38668	Tony Kart/TM/Vega	13	11:18.808 32.176	51.435		0
27	325	Amelie Heuwers	DEU	Team Hemkemeyer	DEU	NA38881 KBF42853	Tony Kart/TM/Vega	13	11:18.947 32.315	51.422		0
28	318	Oscar Beumers	DEU	MSC-Langenfeld e. V. im ADAC Beumers, Oscar	DEU	NKA44755 BIC16950	Falcon/IAME/Vega	13	11:21.516 34.884	51.139		0
29	319	Tim Feldmann	DEU	Falcon Racing Team	DEU	NKA44998 IBL12133007	Falcon /IAME/Vega	13	11:26.057 39.425	51.647		0
30	249	Jonas Hubacek	CZE	Michal Hubacek	CZE	NKA24AS0050 IBL24AT00121	MS KART/TM/Vega	11	9:20.839 2 Laps	50.056		0
31	209	Alexandre Mgaloblishvili	GEO	CRG Deutschland	DEU	NKA230055 KBF18122	CRG/TM/Vega	7	6:27.884 6 Laps	50.853	+ 3 sec	0
32	274	Bruno Kortekaas	NLD	CRG Holland	NLD	NKA52405 IBL15521007	CRG/TM/Vega	4	3:30.604 9 Laps	50.642	+ 3 sec	0
33	322	Pelle Van Echtelt	NLD	Michael van Echtelt	NLD	ITD-C52456 IDC52459	Parolin/IAME/Vega	4	4:06.181 9 Laps	51.485		0

#### Announcements

# 209,274 + 3 sec corridor

Timekeeper  
M.Riehmers

Race Director  
H.Seidel



INT. ADAC Kartrennen Kerpen

DMKM - Mini

Erftlandring Kerpen 1,110 Km

Final

21.07.2024 15:15

Race (13 Laps) started at 15:17:33

Lap	Time of Day	Lap Tm	Diff	S1 Tm	S2 Tm	S3 Tm
<b>(244) Milan Rossi</b>						
1	15:18:23.820	50.503	+0.974	15.411	22.185	12.907
2	15:19:13.606	49.786	+0.257	14.855	22.039	12.892
3	15:20:03.298	49.692	+0.163	14.845	22.020	12.827
4	15:20:53.047	49.749	+0.220	14.936	21.923	12.890
5	15:21:42.619	49.572	+0.043	14.788	21.946	12.838
6	15:22:32.322	49.703	+0.174	14.872	22.032	12.799
7	15:23:21.851	49.529		14.785	21.943	12.801
8	15:24:11.561	49.710	+0.181	14.836	21.992	12.882
9	15:25:01.254	49.693	+0.164	14.794	21.922	12.977
10	15:25:50.953	49.699	+0.170	14.873	21.942	12.884
11	15:26:40.652	49.699	+0.170	14.854	21.869	12.976
12	15:27:30.244	49.592	+0.063	14.795	21.911	12.886
13	15:28:19.949	49.705	+0.176	14.777	21.893	13.035

<b>(222) Carlos Nees</b>						
1	15:18:24.987	51.302	+1.535	15.827	22.364	13.111
2	15:19:15.339	50.352	+0.585	15.176	22.212	12.964
3	15:20:05.182	49.843	+0.076	14.777	22.059	13.007
4	15:20:55.132	49.950	+0.183	14.870	22.122	12.958
5	15:21:44.900	49.768	+0.001	14.762	22.004	13.002
6	15:22:35.009	50.109	+0.342	14.949	22.172	12.988
7	15:23:25.023	50.014	+0.247	14.902	22.150	12.962
8	15:24:14.939	49.916	+0.149	14.840	22.059	13.017
9	15:25:04.826	49.887	+0.120	14.812	22.024	13.051
10	15:25:54.751	49.925	+0.158	14.839	22.067	13.019
11	15:26:44.605	49.854	+0.087	14.807	22.002	13.045
12	15:27:34.372	49.757		14.732	21.987	13.048
13	15:28:24.325	49.953	+0.186	14.821	22.086	13.046

<b>(214) Henri Mörhing</b>						
1	15:18:24.522	51.024	+1.164	15.577	22.307	13.140
2	15:19:14.544	50.022	+0.162	14.820	22.198	13.004
3	15:20:04.475	49.931	+0.071	14.833	22.070	13.028
4	15:20:54.774	50.299	+0.439	14.944	22.246	13.109
5	15:21:44.694	49.920	+0.060	14.789	22.113	13.018
6	15:22:34.938	50.244	+0.384	14.960	22.295	12.989
7	15:23:25.147	50.209	+0.349	14.876	22.313	13.020
8	15:24:15.155	50.008	+0.148	14.930	22.038	13.040
9	15:25:05.015	49.850		14.827	21.963	13.070
10	15:25:55.088	50.073	+0.213	14.890	22.200	12.983
11	15:26:44.981	49.893	+0.033	14.819	22.091	12.983
12	15:27:35.108	50.127	+0.267	14.860	22.188	13.079
13	15:28:25.457	50.349	+0.489	15.087	22.240	13.022

<b>(219) Gustav Christensen</b>						
1	15:18:24.275	50.880	+0.992	15.534	22.379	12.967
2	15:19:14.352	50.077	+0.189	14.965	22.127	12.985
3	15:20:04.302	49.950	+0.062	14.840	22.113	12.997
4	15:20:54.464	50.162	+0.274	14.886	22.243	13.033
5	15:21:44.515	50.051	+0.163	14.839	22.191	13.021
6	15:22:35.164	50.649	+0.761	15.218	22.544	12.887
7	15:23:25.248	50.084	+0.196	14.876	22.232	12.976
8	15:24:15.287	50.039	+0.151	14.959	22.134	12.946
9	15:25:05.305	50.018	+0.130	14.886	22.170	12.962
10	15:25:55.224	49.919	+0.031	14.942	22.061	12.916
11	15:26:45.112	49.888		14.783	22.172	12.933
12	15:27:35.183	50.071	+0.183	14.835	22.240	12.996
13	15:28:25.545	50.362	+0.474	15.091	22.321	12.950

<b>(255) Alex Huizer</b>						
1	15:18:24.912	51.398	+1.640	15.873	22.414	13.111
2	15:19:15.528	50.616	+0.858	15.331	22.299	12.986
3	15:20:05.367	49.839	+0.081	14.832	22.046	12.961
4	15:20:55.580	50.213	+0.455	14.954	22.245	13.014
5	15:21:45.667	50.087	+0.329	14.927	22.191	12.969
6	15:22:35.698	50.031	+0.273	14.937	22.154	12.940
7	15:23:25.728	50.030	+0.272	14.861	22.236	12.933
8	15:24:15.800	50.072	+0.314	14.984	22.173	12.915
9	15:25:05.558	49.753		14.843	22.022	12.893
10	15:25:55.481	49.923	+0.165	14.881	22.133	12.909
11	15:26:45.298	49.817	+0.059	14.783	22.125	12.909
12	15:27:35.288	49.990	+0.232	14.819	22.157	13.014

Lap	Time of Day	Lap Tm	Diff	S1 Tm	S2 Tm	S3 Tm
13	15:28:25.711	50.423	+0.665	15.182	22.245	12.996
<b>(294) Leo Klok</b>						
1	15:18:26.715	52.720	+2.727	16.581	22.833	13.306
2	15:19:17.899	51.184	+1.191	15.343	22.530	13.311
3	15:20:07.944	50.045	+0.052	14.930	22.107	13.008
4	15:20:57.956	50.012	+0.019	14.925	22.101	12.986
5	15:21:48.607	50.651	+0.658	15.339	22.243	13.069
6	15:22:39.713	51.106	+1.113	15.228	22.376	13.502
7	15:23:30.339	50.626	+0.633	15.159	22.243	13.224
8	15:24:21.157	50.818	+0.825	15.253	22.437	13.128
9	15:25:12.110	50.953	+0.960	15.281	22.526	13.146
10	15:26:02.299	50.189	+0.196	14.994	22.182	13.013
11	15:26:52.380	50.081	+0.088	14.951	22.024	13.106
12	15:27:42.373	49.993		14.851	22.105	13.037
13	15:28:32.375	50.002	+0.009	14.890	22.104	13.008

<b>(241) Damian Luca Zeller</b>						
1	15:18:25.439	51.843	+1.715	16.076	22.482	13.285
2	15:19:15.995	50.556	+0.428	15.066	22.414	13.076
3	15:20:06.506	50.511	+0.383	15.001	22.291	13.219
4	15:20:57.125	50.619	+0.491	15.190	22.264	13.165
5	15:21:47.864	50.739	+0.611	15.048	22.463	13.228
6	15:22:38.982	51.118	+0.990	15.130	22.504	13.484
7	15:23:30.086	51.104	+0.976	15.221	22.636	13.247
8	15:24:20.903	50.817	+0.689	15.237	22.439	13.141
9	15:25:12.332	51.429	+1.301	15.400	22.708	13.321
10	15:26:02.536	50.204	+0.076	14.944	22.202	13.058
11	15:26:52.664	50.128		14.869	22.099	13.160
12	15:27:42.832	50.168	+0.040	14.867	22.142	13.159
13	15:28:33.171	50.339	+0.211	14.986	22.269	13.084

<b>(275) Mico Lionn Schweers</b>						
1	15:18:25.579	51.990	+2.105	16.343	22.438	13.209
2	15:19:16.069	50.490	+0.605	15.038	22.370	13.082
3	15:20:06.613	50.544	+0.659	15.025	22.270	13.249
4	15:20:57.260	50.647	+0.762	15.230	22.192	13.225
5	15:21:48.019	50.759	+0.874	15.025	22.438	13.296
6	15:22:39.094	51.075	+1.190	15.121	22.421	13.533
7	15:23:30.184	51.090	+1.205	15.183	22.649	13.258
8	15:24:21.031	50.847	+0.962	15.349	22.330	13.168
9	15:25:12.891	51.860	+1.975	15.377	23.365	13.118
10	15:26:03.187	50.296	+0.411	15.097	22.140	13.059
11	15:26:53.370	50.183	+0.298	15.002	22.122	13.059
12	15:27:43.255	49.885		14.807	22.022	13.056
13	15:28:33.850	50.595	+0.710	14.945	22.315	13.335

<b>(221) Devin Titz</b>						
1	15:18:27.131	53.202	+3.270	16.827	23.151	13.224
2	15:19:18.278	51.147	+1.215	15.412	22.580	13.155
3	15:20:08.854	50.576	+0.644	15.356	22.226	12.994
4	15:20:59.043	50.189	+0.257	14.923	22.246	13.020
5	15:21:48.986	49.943	+0.011	14.865	22.086	12.992
6	15:22:39.914	50.928	+0.996	15.010	22.416	13.502
7	15:23:30.954	51.040	+1.108	15.265	22.436	13.339
8	15:24:21.691	50.737	+0.805	15.037	22.511	13.189
9	15:25:12.977	51.286	+1.354	14.972	23.175	13.139
10	15:26:02.963	49.986	+0.054	14.875	22.079	13.032
11	15:26:53.100	50.137	+0.205	14.997	22.096	13.044
12	15:27:43.032	49.932		14.835	22.112	12.985
13	15:28:33.976	50.944	+1.012	14.877	22.625	13.442

<b>(220) Neo Knapp</b>						
1	15:18:26.051	52.193	+1.903	16.360	22.736	13.097
2	15:19:16.802	50.751	+0.461	15.320	22.398	13.033
3	15:20:07.221	50.419	+0.129	15.004	22.384	13.031
4	15:20:57.584	50.363	+0.073	14.939	22.366	13.058
5	15:21:48.227	50.643	+0.353	14.910	22.465	13.268
6	15:22:39.283	51.056	+0.766	14.997	22.590	13.469
7	15:23:30.876	51.593	+1.303	15.109	23.154	13.330
8	15:24:21.546	50.670	+0.380	14.961	22.554	13.155
9	15:25:12.595	51.049	+0.759	15.022	22.767	13.260
10	15:26:02.885	50.290		14.921	22.299	13.070
11	15:26:53.920	51.035	+0.745	15.516	22.441	13.078

Orbits



INT. ADAC Kartrennen Kerpen

DMKM - Mini

Erftlandring Kerpen 1,110 Km

Final

21.07.2024 15:15

Race (13 Laps) started at 15:17:33

Lap	Time of Day	Lap Tm	Diff	S1 Tm	S2 Tm	S3 Tm
12	15:27:44.866	<b>50.946</b>	+0.656	<b>14.889</b>	22.820	13.237
13	15:28:35.498	<b>50.632</b>	+0.342	14.946	22.518	13.168

(237) William Sterup Nielsen

1	15:18:28.909	<b>54.732</b>	+4.667	18.185	23.250	13.297
2	15:19:20.263	<b>51.354</b>	+1.289	15.604	22.381	13.369
3	15:20:11.630	<b>51.367</b>	+1.302	15.428	22.772	13.167
4	15:21:02.791	<b>51.161</b>	+1.096	15.234	22.915	13.012
5	15:21:53.065	<b>50.274</b>	+0.209	15.076	22.186	13.012
6	15:22:44.211	<b>51.146</b>	+1.081	14.935	22.996	13.215
7	15:23:34.653	<b>50.442</b>	+0.377	14.928	22.442	13.072
8	15:24:24.813	<b>50.160</b>	+0.095	14.946	22.155	13.059
9	15:25:14.900	<b>50.087</b>	+0.022	14.869	<b>22.136</b>	13.082
10	15:26:05.055	<b>50.155</b>	+0.090	14.934	22.212	<b>13.009</b>
11	15:26:55.315	<b>50.260</b>	+0.195	<b>14.809</b>	22.266	13.185
12	15:27:45.823	<b>50.508</b>	+0.443	14.843	22.221	13.444
13	15:28:35.888	<b>50.065</b>		14.822	22.205	13.038

(266) Lean Kircher

1	15:18:25.984	<b>52.285</b>	+2.084	16.398	22.606	13.281
2	15:19:16.654	<b>50.670</b>	+0.469	15.188	22.400	13.082
3	15:20:07.336	<b>50.682</b>	+0.481	15.239	22.422	<b>13.021</b>
4	15:20:57.786	<b>50.450</b>	+0.249	15.026	22.377	13.047
5	15:21:48.513	<b>50.727</b>	+0.526	15.187	22.375	13.165
6	15:22:39.761	<b>51.248</b>	+1.047	15.212	22.409	13.627
7	15:23:31.487	<b>51.726</b>	+1.525	15.503	23.111	13.112
8	15:24:22.283	<b>50.796</b>	+0.595	15.266	22.405	13.125
9	15:25:13.488	<b>51.205</b>	+1.004	15.042	22.931	13.232
10	15:26:03.894	<b>50.406</b>	+0.205	15.126	22.211	13.069
11	15:26:54.388	<b>50.494</b>	+0.293	14.962	22.412	13.120
12	15:27:46.060	<b>51.672</b>	+1.471	14.988	23.022	13.662
13	15:28:36.261	<b>50.201</b>		<b>14.935</b>	<b>22.194</b>	13.072

(225) Noel Mannsperger

1	15:18:27.514	<b>52.957</b>	+2.747	16.796	23.027	13.134
2	15:19:18.524	<b>51.010</b>	+0.800	15.282	22.604	13.124
3	15:20:09.356	<b>50.832</b>	+0.622	15.195	22.458	13.179
4	15:21:00.060	<b>50.704</b>	+0.494	15.209	22.474	13.021
5	15:21:51.205	<b>51.145</b>	+0.935	14.979	22.704	13.462
6	15:22:41.744	<b>50.539</b>	+0.329	15.017	22.461	13.061
7	15:23:32.352	<b>50.608</b>	+0.398	15.087	22.455	13.066
8	15:24:22.562	<b>50.210</b>		<b>14.967</b>	22.260	<b>12.983</b>
9	15:25:13.874	<b>51.312</b>	+1.102	14.978	22.822	13.512
10	15:26:04.477	<b>50.603</b>	+0.393	15.219	22.363	13.021
11	15:26:54.727	<b>50.250</b>	+0.040	15.023	<b>22.198</b>	13.029
12	15:27:46.386	<b>51.659</b>	+1.449	15.010	22.563	14.086
13	15:28:36.887	<b>50.501</b>	+0.291	15.015	22.428	13.058

(285) Felix Groneck

1	15:18:29.452	<b>52.020</b>	+1.902	15.840	23.130	13.050
2	15:19:20.926	<b>51.474</b>	+1.356	15.246	22.972	13.256
3	15:20:12.074	<b>51.148</b>	+1.030	15.111	22.973	13.064
4	15:21:03.071	<b>50.997</b>	+0.879	15.260	22.688	13.049
5	15:21:53.610	<b>50.539</b>	+0.421	15.102	22.364	13.073
6	15:22:44.542	<b>50.932</b>	+0.814	14.991	22.812	13.129
7	15:23:35.162	<b>50.620</b>	+0.502	15.070	22.347	13.203
8	15:24:25.499	<b>50.337</b>	+0.219	14.992	22.226	13.119
9	15:25:15.779	<b>50.280</b>	+0.162	14.889	22.234	13.157
10	15:26:05.922	<b>50.143</b>	+0.025	14.931	22.210	13.002
11	15:26:56.040	<b>50.118</b>		14.935	22.114	13.069
12	15:27:46.752	<b>50.712</b>	+0.594	<b>14.870</b>	<b>22.071</b>	13.771
13	15:28:37.009	<b>50.257</b>	+0.139	15.022	22.253	<b>12.982</b>

(261) Semih Bektas

1	15:18:27.022	<b>52.873</b>	+2.550	16.774	22.784	13.315
2	15:19:18.097	<b>51.075</b>	+0.752	15.311	22.568	13.196
3	15:20:10.714	<b>52.617</b>	+2.294	15.443	24.032	13.142
4	15:21:01.086	<b>50.372</b>	+0.049	15.149	<b>22.176</b>	13.047
5	15:21:51.550	<b>50.464</b>	+0.141	14.967	22.269	13.228
6	15:22:42.012	<b>50.462</b>	+0.139	14.948	22.424	13.090
7	15:23:32.674	<b>50.662</b>	+0.339	15.009	22.598	13.055
8	15:24:22.997	<b>50.323</b>		14.981	22.280	13.062
9	15:25:14.128	<b>51.131</b>	+0.808	<b>14.894</b>	22.709	13.528
10	15:26:04.752	<b>50.624</b>	+0.301	15.095	22.332	13.197

Lap	Time of Day	Lap Tm	Diff	S1 Tm	S2 Tm	S3 Tm
11	15:26:55.407	<b>50.655</b>	+0.332	14.911	22.584	13.160
12	15:27:46.642	<b>51.235</b>	+0.912	15.059	22.211	13.965
13	15:28:37.654	<b>51.012</b>	+0.689	15.758	22.211	<b>13.043</b>

(321) Edin Keserovic

1	15:18:29.341	<b>52.493</b>	+2.341	15.935	23.248	13.310
2	15:19:20.725	<b>51.384</b>	+1.232	15.077	23.100	13.207
3	15:20:11.872	<b>51.147</b>	+0.995	15.240	22.782	13.125
4	15:21:03.587	<b>51.715</b>	+1.563	15.544	23.085	13.086
5	15:21:54.274	<b>50.687</b>	+0.535	15.051	22.566	13.070
6	15:22:45.104	<b>50.830</b>	+0.678	15.128	22.471	13.231
7	15:23:35.825	<b>50.721</b>	+0.569	14.907	22.401	13.413
8	15:24:26.210	<b>50.385</b>	+0.233	<b>14.845</b>	22.350	13.190
9	15:25:16.531	<b>50.321</b>	+0.169	14.927	22.292	13.102
10	15:26:07.146	<b>50.615</b>	+0.463	14.872	22.605	13.138
11	15:26:57.298	<b>50.152</b>		14.905	<b>22.258</b>	<b>12.989</b>
12	15:27:47.699	<b>50.401</b>	+0.249	14.868	22.344	13.189
13	15:28:38.244	<b>50.545</b>	+0.393	15.275	22.273	12.997

(301) Senn Lindeman

1	15:18:26.586	<b>52.780</b>	+2.859	16.538	22.968	13.274
2	15:19:17.520	<b>50.934</b>	+1.013	15.279	22.488	13.167
3	15:20:07.441	<b>49.921</b>		<b>14.823</b>	<b>22.192</b>	<b>12.906</b>
4	15:20:57.853	<b>50.412</b>	+0.491	15.003	22.364	13.045
5	15:21:48.631	<b>50.778</b>	+0.857	15.282	22.297	13.199
6	15:22:39.772	<b>51.141</b>	+1.220	14.965	22.296	13.880
7	15:23:31.282	<b>51.510</b>	+1.589	15.264	23.225	13.021
8	15:24:21.769	<b>50.487</b>	+0.566	14.857	22.481	13.149
9	15:25:13.260	<b>51.491</b>	+1.570	15.035	23.350	13.106
10	15:26:03.446	<b>50.186</b>	+0.265	14.915	22.198	13.073
11	15:26:54.080	<b>50.634</b>	+0.713	15.021	22.520	13.093
12	15:27:47.230	<b>53.150</b>	+3.229	14.941	22.981	15.228
13	15:28:38.494	<b>51.264</b>	+1.343	15.644	22.492	13.128

(247) Ben Schumacher

1	15:18:28.721	<b>53.428</b>	+3.149	16.951	23.284	13.193
2	15:19:19.899	<b>51.178</b>	+0.899	15.456	22.455	13.267
3	15:20:11.155	<b>51.256</b>	+0.977	15.041	23.239	<b>12.976</b>
4	15:21:02.333	<b>51.178</b>	+0.899	15.302	22.492	13.384
5	15:21:52.916	<b>50.583</b>	+0.304	15.081	22.368	13.134
6	15:22:44.082	<b>51.166</b>	+0.887	14.989	22.989	13.188
7	15:23:35.402	<b>51.320</b>	+1.041	14.967	22.886	13.467
8	15:24:26.308	<b>50.906</b>	+0.627	15.121	22.250	13.535
9	15:25:16.735	<b>50.427</b>	+0.148	15.092	<b>22.208</b>	13.127
10	15:26:07.315	<b>50.580</b>	+0.301	15.086	22.262	13.232
11	15:26:57.594	<b>50.279</b>		<b>14.925</b>	22.238	13.116
12	15:27:47.952	<b>50.358</b>	+0.079	14.942	22.308	13.108
13	15:28:38.703	<b>50.761</b>	+0.472	15.162	22.442	13.147

(320) Storm Van Rossum

1	15:18:28.333	<b>53.335</b>	+2.782	16.824	23.375	13.136
2	15:19:19.391	<b>51.058</b>	+0.505	15.311	22.541	13.206
3	15:20:11.486	<b>52.095</b>	+1.542	15.408	23.507	13.180
4	15:21:02.523	<b>51.037</b>	+0.484	15.269	22.683	<b>13.085</b>
5	15:21:54.128	<b>51.605</b>	+1.052	15.600	22.778	13.227
6	15:22:45.465	<b>51.337</b>	+0.784	15.098	22.579	13.660
7	15:23:36.250	<b>50.785</b>				

**INT. ADAC Kartrennen Kerpen**

DMKM - Mini

Erftlandring Kerpen 1,110 Km

Final

21.07.2024 15:15

Race (13 Laps) started at 15:17:33

Lap	Time of Day	Lap Tm	Diff	S1 Tm	S2 Tm	S3 Tm
10	15:26:09.384	<b>51.037</b>	+0.570	15.480	22.443	13.114
11	15:27:00.117	<b>50.733</b>	+0.266	15.029	22.471	13.233
12	15:27:50.624	<b>50.507</b>	+0.040	15.113	22.364	<b>13.030</b>
13	15:28:41.091	<b>50.457</b>		<b>15.027</b>	<b>22.350</b>	13.090

(211) Presian Stoyanov

1	15:18:30.322	<b>54.837</b>	+4.413	18.433	23.090	13.314
2	15:19:21.717	<b>51.395</b>	+0.971	15.463	22.681	13.251
3	15:20:12.675	<b>50.958</b>	+0.534	15.026	22.627	13.305
4	15:21:04.052	<b>51.377</b>	+0.953	15.139	22.987	13.251
5	15:21:55.529	<b>51.477</b>	+1.053	15.524	22.855	13.098
6	15:22:46.456	<b>50.927</b>	+0.503	15.255	22.491	13.181
7	15:23:37.722	<b>51.266</b>	+0.842	15.552	22.607	13.107
8	15:24:28.404	<b>50.682</b>	+0.258	15.021	22.512	13.149
9	15:25:19.149	<b>50.745</b>	+0.321	<b>14.887</b>	22.685	13.173
10	15:26:09.573	<b>50.424</b>		14.943	22.424	13.057
11	15:27:00.255	<b>50.682</b>	+0.258	14.978	22.622	13.082
12	15:27:50.860	<b>50.605</b>	+0.181	15.222	<b>22.356</b>	<b>13.027</b>
13	15:28:41.350	<b>50.490</b>	+0.066	15.019	22.415	13.056

(317) Kilian Kommer

1	15:18:27.439	<b>53.139</b>	+2.645	16.904	23.086	13.149
2	15:19:18.874	<b>51.435</b>	+0.941	15.781	22.537	13.117
3	15:20:10.815	<b>51.941</b>	+1.447	15.650	23.153	13.138
4	15:21:01.966	<b>51.151</b>	+0.657	15.461	22.546	13.154
5	15:21:52.572	<b>50.606</b>	+0.112	15.066	<b>22.392</b>	13.148
6	15:22:44.395	<b>51.823</b>	+1.329	15.066	23.622	13.135
7	15:23:36.046	<b>51.651</b>	+1.157	15.426	22.528	13.697
8	15:24:27.166	<b>51.120</b>	+0.626	15.207	22.803	13.110
9	15:25:18.147	<b>50.981</b>	+0.487	15.352	22.449	13.180
10	15:26:09.196	<b>51.049</b>	+0.555	15.374	22.564	13.111
11	15:27:00.057	<b>50.861</b>	+0.367	15.135	22.482	13.244
12	15:27:50.551	<b>50.494</b>		<b>14.966</b>	22.429	<b>13.099</b>
13	15:28:42.060	<b>51.509</b>	+1.015	15.590	22.717	13.202

(223) Alexandr Machac

1	15:18:29.239	<b>54.427</b>	+3.952	17.490	23.576	13.362
2	15:19:21.183	<b>51.944</b>	+1.469	15.714	22.822	13.408
3	15:20:12.550	<b>51.367</b>	+0.892	15.073	22.969	13.325
4	15:21:04.374	<b>51.824</b>	+1.349	15.453	23.171	13.200
5	15:21:55.948	<b>51.574</b>	+1.099	15.339	23.019	13.216
6	15:22:46.975	<b>51.027</b>	+0.552	15.093	22.729	13.205
7	15:23:38.377	<b>51.402</b>	+0.927	15.320	22.884	13.198
8	15:24:29.227	<b>50.850</b>	+0.375	15.188	22.445	13.217
9	15:25:21.025	<b>51.798</b>	+1.323	15.252	22.585	13.961
10	15:26:11.821	<b>50.796</b>	+0.321	15.053	22.571	13.172
11	15:27:02.384	<b>50.563</b>	+0.088	14.964	22.372	13.227
12	15:27:52.859	<b>50.475</b>		<b>14.925</b>	<b>22.322</b>	13.228
13	15:28:43.348	<b>50.489</b>	+0.014	14.946	22.380	<b>13.163</b>

(246) Marvin Zimmermann

1	15:18:28.578	<b>53.442</b>	+2.564	16.861	23.346	13.235
2	15:19:20.198	<b>51.620</b>	+0.742	15.507	22.718	13.395
3	15:20:11.567	<b>51.369</b>	+0.491	15.343	22.845	<b>13.181</b>
4	15:21:03.967	<b>52.400</b>	+1.522	15.539	23.553	13.308
5	15:21:55.249	<b>51.282</b>	+0.404	15.526	22.542	13.214
6	15:22:46.377	<b>51.128</b>	+0.250	15.346	22.528	13.254
7	15:23:37.996	<b>51.619</b>	+0.741	15.805	22.593	13.221
8	15:24:28.905	<b>50.909</b>	+0.031	15.237	<b>22.405</b>	13.267
9	15:25:21.364	<b>52.459</b>	+1.581	15.374	22.785	14.300
10	15:26:12.478	<b>51.114</b>	+0.236	15.350	22.530	13.234
11	15:27:03.356	<b>50.878</b>		15.206	22.471	13.201
12	15:27:54.400	<b>51.044</b>	+0.166	<b>15.148</b>	22.617	13.279
13	15:28:45.495	<b>51.095</b>	+0.217	15.187	22.576	13.332

(277) Nick Ried

1	15:18:26.517	<b>52.748</b>	+2.282	16.328	23.146	13.274
2	15:19:24.160	<b>57.643</b>	+7.177	15.288	22.526	19.829
3	15:20:15.174	<b>51.014</b>	+0.548	15.464	22.347	13.203
4	15:21:06.045	<b>50.871</b>	+0.405	15.139	22.321	13.411
5	15:21:57.991	<b>51.946</b>	+1.480	16.205	22.479	13.262
6	15:22:49.549	<b>51.558</b>	+1.092	15.249	22.858	13.451
7	15:23:40.981	<b>51.432</b>	+0.966	15.346	22.594	13.492
8	15:24:33.674	<b>52.693</b>	+2.227	15.167	24.141	13.385

Lap	Time of Day	Lap Tm	Diff	S1 Tm	S2 Tm	S3 Tm
9	15:25:24.805	<b>51.131</b>	+0.665	15.213	22.459	13.459
10	15:26:15.439	<b>50.634</b>	+0.168	15.073	22.377	13.184
11	15:27:06.020	<b>50.581</b>	+0.115	15.087	22.288	13.206
12	15:27:56.486	<b>50.466</b>		<b>14.964</b>	<b>22.266</b>	13.236
13	15:28:47.012	<b>50.526</b>	+0.060	15.076	22.286	<b>13.164</b>

(212) Jonathan Maier

1	15:18:30.202	<b>53.681</b>	+2.246	17.198	22.874	13.609
2	15:19:22.494	<b>52.292</b>	+0.857	15.726	22.760	13.806
3	15:20:14.115	<b>51.621</b>	+0.186	<b>15.132</b>	22.924	13.565
4	15:21:05.696	<b>51.581</b>	+0.146	15.262	22.853	13.466
5	15:21:57.613	<b>51.917</b>	+0.482	15.651	22.817	13.449
6	15:22:49.232	<b>51.619</b>	+0.184	15.190	22.950	13.479
7	15:23:40.667	<b>51.435</b>		15.241	22.811	<b>13.383</b>
8	15:24:33.351	<b>52.684</b>	+1.249	15.242	23.892	13.550
9	15:25:25.236	<b>51.885</b>	+0.450	15.237	22.786	13.862
10	15:26:16.810	<b>51.574</b>	+0.139	15.268	<b>22.752</b>	13.554
11	15:27:08.588	<b>51.778</b>	+0.343	15.398	22.804	13.576
12	15:28:00.278	<b>51.690</b>	+0.255	15.173	22.840	13.677
13	15:28:52.125	<b>51.847</b>	+0.412	15.352	22.890	13.605

(325) Amelie Heuwers

1	15:18:30.666	<b>53.916</b>	+2.494	17.529	22.908	13.479
2	15:19:22.775	<b>52.109</b>	+0.687	15.513	22.833	13.763
3	15:20:14.197	<b>51.422</b>		<b>15.021</b>	22.851	13.550
4	15:21:05.775	<b>51.578</b>	+0.156	15.280	22.852	13.446
5	15:21:57.691	<b>51.916</b>	+0.494	16.234	<b>22.539</b>	<b>13.143</b>
6	15:22:49.322	<b>51.631</b>	+0.209	15.199	22.962	13.470
7	15:23:40.750	<b>51.428</b>	+0.006	15.275	22.795	13.358
8	15:24:33.463	<b>52.713</b>	+1.291	15.275	23.844	13.594
9	15:25:25.329	<b>51.866</b>	+0.444	15.635	22.602	13.629
10	15:26:16.907	<b>51.578</b>	+0.156	15.330	22.691	13.557
11	15:27:08.672	<b>51.765</b>	+0.343	15.407	22.808	13.550
12	15:28:00.388	<b>51.716</b>	+0.294	15.207	22.815	13.694
13	15:28:52.264	<b>51.876</b>	+0.454	15.386	22.854	13.636

(318) Oscar Beumers

1	15:18:33.658	<b>57.324</b>	+6.185	20.409	23.408	13.507
2	15:19:25.692	<b>52.034</b>	+0.895	15.387	22.954	13.693
3	15:20:19.756	<b>50.064</b>	+2.925	15.784	22.977	15.303
4	15:21:11.528	<b>51.772</b>	+0.633	15.732	22.739	13.301
5	15:22:03.040	<b>51.512</b>	+0.373	15.275	22.870	13.367
6	15:22:54.774	<b>51.734</b>	+0.595	15.393	22.877	13.464
7	15:23:46.279	<b>51.505</b>	+0.366	15.350	22.851	13.304
8	15:24:37.813	<b>51.534</b>	+0.395	15.320	22.711	13.503
9	15:25:29.500	<b>51.687</b>	+0.548	15.656	22.721	13.310
10	15:26:20.797	<b>51.297</b>	+0.158	15.249	22.772	<b>13.276</b>
11	15:27:11.936	<b>51.139</b>		<b>15.126</b>	<b>22.680</b>	13.333
12	15:28:03.564	<b>51.628</b>	+0.489	15.217	22.699	13.712
13	15:28:54.833	<b>51.269</b>	+0.130	15.149	22.714	13.406

(319) Tim Feldmann

1	15:18:34.215	<b>58.505</b>	+6.858	21.541	23.348	13.616
2	15:19:26.681	<b>52.466</b>	+0.819	15.450	23.071	13.945
3	15:20:19.129	<b>52.448</b>	+0.801	15.551	23.213	13.684
4	15:21:11.458	<b>52.329</b>	+0.682	15.630	23.221	13.478
5	15:22:03.436	<b>51.978</b>	+0.331	15.728	<b>22.824</b>	<b>13.426</b>
6	15:22:55.218	<b>51.782</b>	+0.135	15.370	22.917	13.495
7	15:23:47.093	<b>51.875</b>	+0.228	15.442	22.997	13.436
8	15:24:39.049	<b>51.956</b>	+0.309	15.478	22.946	13.532
9	15:25:30.696	<b>51.647</b>		<b>15.176</b>	22.885	13.586
10	15:26:22.592	<b>51.896</b>	+0.249	15.324	22.965	13.607
11	15:27:14.414	<b>51.822</b>	+0.175	15.283	22.973	13.566
12	15:28:07.115	<b>52.701</b>	+1.054	15.245	23.133	14.323
13	15:28:59.374	<b>52.259</b>	+0.612	15.305	23.069	13.885

(249) Jonas Hubacek

1	15:18:27.674	<b>53.337</b>	+3.281	17.157	22.990	13.190
---	--------------	---------------	--------	--------	--------	--------

INT. ADAC Kartrennen Kerpen

DMKM - Mini

Erftlandring Kerpen 1,110 Km

Final

21.07.2024 15:15

Race (13 Laps) started at 15:17:33

Lap	Time of Day	Lap Tm	Diff	S1 Tm	S2 Tm	S3 Tm	Lap	Time of Day	Lap Tm	Diff	S1 Tm	S2 Tm	S3 Tm
8	15:24:21.907	<b>50.349</b>	+0.293	14.961	22.197	13.191							
9	15:25:13.557	<b>51.660</b>	+1.594	15.019	23.365	13.266							
10	15:26:03.613	<b>50.056</b>		14.909	<b>22.134</b>	13.013							
11	15:26:54.156	<b>50.543</b>	+0.487	14.961	22.488	13.094							
[209] Alexandre Mgaloblishvili													
1	15:18:51.098	<b>1:15.917</b>	+25.064	39.930	22.766	13.221							
2	15:19:42.039	<b>50.941</b>	+0.088	<b>15.105</b>	22.509	13.327							
3	15:20:32.981	<b>50.942</b>	+0.089	15.212	22.535	<b>13.195</b>							
4	15:21:24.925	<b>51.944</b>	+1.091	15.262	22.462	14.220							
5	15:22:16.307	<b>51.382</b>	+0.529	15.517	22.648	13.217							
6	15:23:07.160	<b>50.853</b>		15.310	<b>22.346</b>	13.197							
7	15:23:58.201	<b>51.041</b>	+0.188	15.215	22.538	13.288							
[274] Bruno Kortekaas													
1	15:18:26.947	<b>52.869</b>	+2.227	16.700	22.804	13.365							
2	15:19:18.205	<b>51.258</b>	+0.616	15.510	22.596	13.152							
3	15:20:10.279	<b>52.074</b>	+1.432	16.232	22.789	<b>13.053</b>							
4	15:21:00.921	<b>50.642</b>		<b>15.035</b>	<b>22.303</b>	13.304							
[322] Pelle Van Echtelt													
1	15:19:03.828	<b>1:28.195</b>	+36.710	51.802	22.972	13.421							
2	15:19:55.313	<b>51.485</b>		<b>15.171</b>	22.928	13.386							
3	15:20:46.835	<b>51.522</b>	+0.037	15.272	<b>22.901</b>	<b>13.349</b>							
4	15:21:39.498	<b>52.663</b>	+1.178	15.431	23.757	13.475							



INT. ADAC Kartrennen Kerpen

Lapchart

DMKM - Mini

Erftlandring Kerpen 1,110 Km

Final

21.07.2024 15:15

Race (13 Laps) started at 15:17:33

Competitors	Laps	Laps													
		0	1	2	3	4	5	6	7	8	9	10	11	12	13
Milan Rossi (244)	1	244	244	244	244	244	244	244	244	244	244	244	244	244	244
Gustav Christensen (219)	2	219	219	219	219	219	219	214	222	222	222	222	222	222	222
Henri Möhring (214)	3	214	214	214	214	214	214	222	214	214	214	214	214	214	214
Alex Huizer (255)	4	255	255	222	222	222	222	219	219	219	219	219	219	219	219
Mico Lionn Schweers (275)	5	275	222	255	255	255	255	255	255	255	255	255	255	255	255
Damian Luca Zeller (241)	6	241	241	241	241	241	241	241	241	294	294	294	294	294	294
Carlos Nees (222)	7	222	275	275	275	275	275	275	275	241	241	241	241	241	241
Lean Kircher (266)	8	266	266	266	220	220	220	220	294	294	220	220	221	221	275
Nick Ried (277)	9	277	220	220	266	266	266	294	220	220	275	221	275	275	221
Senn Lindeman (301)	10	301	277	301	301	301	294	266	221	221	221	275	220	220	220
Neo Knapp (220)	11	220	301	294	294	294	301	301	301	301	301	301	301	237	237
Devin Titz (221)	12	221	294	261	221	221	221	221	266	249	266	249	249	266	266
Leo Klok (294)	13	294	274	274	225	225	249	249	249	266	249	266	266	225	225
Bruno Kortekaas (274)	14	274	261	221	249	249	225	225	225	225	225	225	225	261	285
Semih Bektas (261)	15	261	221	225	274	274	261	261	261	261	261	261	237	285	261
William Sterup Nielsen (237)	16	237	317	249	261	261	317	247	237	237	237	237	261	301	321
Kilian Kommer (317)	17	317	225	317	317	317	247	237	285	285	285	285	285	321	301
Jonas Hubacek (249)	18	249	249	224	224	247	237	317	247	321	321	321	321	247	247
Noel Mannsperger (225)	19	225	224	320	247	224	285	285	321	247	247	247	247	320	320
Paul Bernhard (224)	20	224	320	247	320	320	320	321	317	320	320	320	320	317	224
Alexandr Machac (223)	21	223	246	246	246	237	321	320	320	317	317	317	317	224	211
Storm Van Rossum (320)	22	320	247	237	237	285	224	224	224	224	224	224	224	211	317
Marvin Zimmermann (246)	23	246	237	321	321	321	246	246	211	211	211	211	211	223	223
Alexandre Mgaloblishvili (209)	24	209	223	285	285	246	211	211	246	246	223	223	223	246	246
Ben Schumacher (247)	25	247	321	223	223	211	223	223	223	223	246	246	246	277	277
Presian Stoyanov (211)	26	211	285	211	211	223	212	212	212	212	277	277	277	212	212
Pelle Van Echtelt (322)	27	322	212	212	212	212	325	325	325	325	212	212	212	325	325
Tim Feldmann (319)	28	319	211	325	325	325	277	277	277	277	325	325	325	318	318
Oscar Beumers (318)	29	318	325	277	277	277	318	318	318	318	318	318	318	319	319
Jonathan Maier (212)	30	212	318	318	319	319	319	319	319	319	319	319	319	319	319
Amelie Heuwers (325)	31	325	319	319	318	318	209	209	209						
Edin Keserovic (321)	32	321	209	209	209	209									
Felix Groneck (285)	33	285	322	322	322	322									

