

DJKM - OK-J

Test-Session 3

Track length: 1.190 Km

Session Started: 15:05:00

Best Lap by: 155 - Moritz Groneck - 49.424

Rank	#	Driver	Nat	Sponsor Entrant	Nat	License E-License	Make	laps	Best Lap	Diff	In Lap	Penalty
1	155	Moritz Groneck	DEU	CRG Holland	NLD	ITG39313 IBL15521007	CRG/TM/Vega	15	49.424		13	
2	172	Tobias Szecsenyi	CZE	Hagemann racing	CZE	ITG24AS0191 IBL24AT00371	Exprit/TM/Vega	14	49.515	0.091	6	
3	185	Oliver Städtler	DEU	CV Performance Group	DEU	ITG34878 BIF38321	KR/TM/Vega	5	49.519	0.095	4	
4	120	Constantin Papst	DEU	ADAC Nordbayern e.V. NEES RACING	DEU	ITG38729 BIC17863	KR/IAME/Vega	15	49.614	0.190	15	
5	165	Martina Rumlenova	CZE	SKYLARKS Karting Team	CZE	ITG24AS0236 IBL2400701	KR/IAME/Vega	16	49.634	0.210	16	
6	110	Marc Alexander Reistrup	DNK	CRG Holland	NLD	ITG93629 IBL15521008	CRG/TM/Vega	16	49.656	0.232	4	
7	195	Lukas Übleis	AUT	Lanari Racing Team	DEU	ITGJK2021 KBF17166	KR/IAME/Vega	14	49.666	0.242	14	
8	174	Filip Planeta	CZE	Hagemann racing	CZE	ITG24AS0337 IBL24AT00371	Exprit/TM/Vega	14	49.807	0.383	7	
9	179	Jindrich Svoboda	CZE	Hagemann racing	CZE	ITG24AS0149 Informationsstände: B2400371	Exprit/TM/Vega	13	49.955	0.531	4	
10	178	Timothy Dobogai	CZE	David Dobogai	CZE	ITG24AS0121 IBL24AT00111	LN/TM/Vega	12	50.005	0.581	8	
11	164	Jan Chytil	CZE	Ivo Chytil	CZE	ITG24AS0377 IBL24AT00801	Exprit /TM/Vega	16	50.032	0.608	5	
12	188	Nick Ried	DEU	Lanari Racing Team	DEU	NKA10695 KBF17166	KR/IAME/Vega	14	50.061	0.637	5	
13	106	Niko Bognar	HUN	Maranello SRP Factory Team	DEU	ITG7685 KBF38275	Maranello/TM /Vega	13	50.325	0.901	13	
14	162	Khalil Sodah	LTU	Paske Racing	LTU	ITG2024-ITG/007 IBL2024-KL/05	Righetti Ridolfi/TM/Vega	15	50.392	0.968	14	
15	163	Philip Helmchen	DEU	ADAC Berlin-Brandenburg e.V. ADAC Niedersachsen/ Sachsen-Anhalt e.V.	DEU	ITG44008 BIC38443	Maranello/TM/Vega	16	50.482	1.058	15	


Timekeeper
M.Riehmers

Race Director
H.Seidel

Page 1/1

These results are provisional until the conclusion of any judicial and technical matters!

Printed: 20.09.2024 / 15:21



INT. ADAC Kartrennen Wackersdorf

DJKM - OK-J

Pro Kart Raceland Wackersdorf 1,190 Km

Test-Session 3

20.09.2024 15:05

Practice (15:00 Time) started at 15:05:00

Lap	Time of Day	Lap Tm	Diff	S1 Tm	S2 Tm	S3 Tm
(155) Moritz Groneck						
1	15:07:07.258	50.270	+0.846	18.368	16.356	15.546
2	15:07:56.958	49.700	+0.276	18.147	16.111	15.442
3	15:08:46.409	49.451	+0.027	18.062	15.967	15.422
4	15:09:36.113	49.704	+0.280	18.273	15.961	15.470
5	15:10:26.622	50.509	+1.085	18.011	16.138	16.360
6	15:12:59.212	2:32.590	+1:43.166	2:00.932	16.214	15.444
7	15:13:49.438	50.226	+0.802	18.140	16.401	15.685
8	15:14:39.003	49.565	+0.141	18.139	16.046	15.380
9	15:15:28.768	49.765	+0.341	18.098	16.029	15.638
10	15:16:22.836	54.068	+4.644	19.852	18.464	15.752
11	15:17:12.307	49.471	+0.047	18.057	16.024	15.390
12	15:18:04.414	52.107	+2.683	18.103	18.111	15.893
13	15:18:53.838	49.424		17.961	16.040	15.423
14	15:19:43.295	49.457	+0.033	18.056	16.031	15.370
15	15:20:32.940	49.645	+0.221	18.227	16.088	15.330

(172) Tobias Szecsenyi						
1	15:07:26.461	49.888	+0.373	18.189	16.255	15.444
2	15:08:16.180	49.719	+0.204	18.117	16.157	15.445
3	15:09:06.327	50.147	+0.632	18.164	16.126	15.857
4	15:09:56.567	50.240	+0.725	18.297	16.017	15.926
5	15:10:46.333	49.766	+0.251	18.123	16.081	15.562
6	15:11:35.848	49.515		18.126	15.940	15.449
7	15:12:26.238	50.390	+0.875	18.147	15.978	16.265
8	15:15:28.951	3:02.713	+2:13.198	2:27.878	17.311	17.524
9	15:16:18.891	49.940	+0.425	18.315	16.171	15.454
10	15:17:09.839	50.948	+1.433	18.156	16.289	16.503
11	15:17:59.788	49.949	+0.434	18.325	16.143	15.481
12	15:18:49.666	49.878	+0.363	18.150	16.266	15.462
13	15:19:39.463	49.797	+0.282	18.156	16.170	15.471
14	15:20:29.052	49.589	+0.074	18.151	16.068	15.370

(185) Oliver Stadtler						
1	15:07:23.602	49.887	+0.368	18.228	16.183	15.476
2	15:08:13.361	49.769	+0.240	18.137	16.174	15.448
3	15:09:02.982	49.621	+0.102	18.146	16.081	15.394
4	15:09:52.501	49.519		18.076	16.047	15.396
5	15:10:42.843	50.342	+0.823	18.080	16.182	16.080

(120) Constantin Papst						
1	15:07:06.079	52.094	+2.480	18.415	16.260	17.419
2	15:07:56.073	49.994	+0.380	18.352	16.225	15.417
3	15:08:46.045	49.972	+0.358	18.408	16.135	15.429
4	15:09:36.248	50.203	+0.589	18.380	16.116	15.707
5	15:10:26.157	49.909	+0.295	18.237	16.103	15.569
6	15:11:16.999	50.842	+1.228	18.400	16.292	16.150
7	15:13:51.574	2:34.575	+1:44.961	2:02.853	16.249	15.473
8	15:14:41.271	49.697	+0.083	18.194	16.143	15.360
9	15:15:30.991	49.720	+0.106	18.323	16.038	15.359
10	15:16:20.851	49.860	+0.246	18.248	16.264	15.348
11	15:17:10.572	49.721	+0.107	18.149	16.057	15.515
12	15:18:01.559	50.987	+1.373	18.694	16.498	15.795
13	15:18:51.375	49.816	+0.202	18.286	16.138	15.392
14	15:19:41.051	49.676	+0.062	18.187	16.081	15.408
15	15:20:30.665	49.614		18.138	16.078	15.398

(165) Martina Rumlenova						
1	15:07:56.719	50.535	+0.901	18.925	16.152	15.458
2	15:08:46.715	49.996	+0.362	18.533	16.079	15.384
3	15:09:36.500	49.785	+0.151	18.409	16.037	15.339
4	15:10:26.335	49.835	+0.201	18.352	16.155	15.328
5	15:11:16.578	50.243	+0.609	18.547	16.281	15.415
6	15:12:07.179	50.601	+0.967	18.254	16.138	16.209
7	15:12:57.143	49.964	+0.330	18.390	16.103	15.471
8	15:13:51.853	54.710	+5.076	19.145	18.017	17.548
9	15:14:41.650	49.797	+0.163	18.369	16.139	15.289
10	15:15:31.357	49.707	+0.073	18.186	16.182	15.339
11	15:16:21.105	49.748	+0.114	18.176	16.253	15.319
12	15:17:10.790	49.685	+0.051	18.230	16.119	15.336
13	15:18:01.745	50.955	+1.321	18.647	16.374	15.934
14	15:18:51.798	50.053	+0.419	18.489	16.188	15.376
15	15:19:41.606	49.808	+0.174	18.292	16.179	15.337

Lap	Time of Day	Lap Tm	Diff	S1 Tm	S2 Tm	S3 Tm
16	15:20:31.240	49.634		18.190	16.191	15.253
(110) Marc Alexander Reistrup						
1	15:07:13.959	50.197	+0.541	18.487	16.209	15.501
2	15:08:03.842	49.883	+0.227	18.258	16.112	15.513
3	15:08:53.523	49.681	+0.025	18.249	16.038	15.394
4	15:09:43.179	49.656		18.170	16.058	15.428
5	15:10:32.960	49.781	+0.125	18.121	16.143	15.517
6	15:11:23.375	50.415	+0.759	18.137	16.060	16.218
7	15:13:21.470	1:58.095	+1:08.439	1:26.183	16.315	15.597
8	15:14:11.283	49.813	+0.157	18.252	16.129	15.432
9	15:15:01.042	49.759	+0.103	18.126	16.095	15.538
10	15:15:50.980	49.938	+0.282	18.148	16.146	15.644
11	15:16:40.900	49.920	+0.264	18.231	16.185	15.504
12	15:17:30.748	49.848	+0.192	18.226	16.175	15.447
13	15:18:20.674	49.926	+0.270	18.258	16.187	15.481
14	15:19:10.495	49.821	+0.165	18.204	16.141	15.476
15	15:20:00.247	49.752	+0.096	18.206	16.086	15.460
16	15:20:49.927	49.680	+0.024	18.158	16.048	15.474

(195) Lukas ubleis						
1	15:07:54.919	51.831	+2.165	19.526	16.499	15.806
2	15:08:45.186	50.267	+0.601	18.605	16.248	15.414
3	15:09:35.152	49.966	+0.300	18.357	16.173	15.436
4	15:10:26.090	50.938	+1.272	18.418	16.803	15.717
5	15:11:16.770	50.680	+1.014	18.666	16.573	15.441
6	15:12:07.457	50.687	+1.021	18.342	16.264	16.081
7	15:14:35.374	2:27.917	+1:38.251	1:55.423	16.481	16.013
8	15:15:29.229	53.855	+4.189	19.206	17.558	17.091
9	15:16:19.545	50.316	+0.650	18.382	16.273	15.661
10	15:17:10.164	50.619	+0.953	18.390	16.264	15.965
11	15:18:01.652	51.488	+1.822	18.682	16.425	16.381
12	15:18:51.611	49.959	+0.293	18.343	16.248	15.368
13	15:19:41.359	49.748	+0.082	18.289	16.142	15.317
14	15:20:31.025	49.666		18.211	16.130	15.325

(174) Filip Planeta						
1	15:07:24.548	50.277	+0.470	18.368	16.338	15.571
2	15:08:14.400	49.852	+0.045	18.138	16.193	15.521
3	15:09:05.127	50.727	+0.920	18.129	16.112	16.486
4	15:09:55.052	49.925	+0.118	18.287	16.185	15.453
5	15:10:46.531	51.479	+1.672	18.166	16.299	17.014
6	15:11:36.480	49.949	+0.142	18.267	16.222	15.460
7	15:12:26.287	49.807		18.159	16.185	15.463
8	15:13:16.200	49.913	+0.106	18.213	16.191	15.509
9	15:14:06.762	50.562	+0.755	18.235	16.257	16.070
10	15:17:09.905	3:03.143	+2:13.336	2:13.271	29.430	20.442
11	15:18:00.355	50.450	+0.643	18.630	16.305	15.515
12	15:18:50.354	49.999	+0.192	18.198	16.247	15.553
13	15:19:40.325	49.971	+0.164	18.249	16.191	15.531
14	15:20:31.212	50.887	+1.080	18.152	16.276	16.459

(179) Jindrich Svoboda						
1	15:07:25.967	50.282	+0.327	18.399	16.273	15.610
2	15:08:18.016	52.049	+2.094	19.031	16.373	16.645
3	15:09:08.280	50.264	+0.309	18.500	16.227	15.537
4	15:09:58.235	49.955		18.199	16.169	15.587
5	15:10:48.375	50.140	+0.185	18.299	16.360	15.481
6	15:11:38.498	50.123	+0.168	18.313	16.284	15.526
7	15:12:28.644	50.146	+0.191	18.393	16.207	15.546
8	15:13:18.918	50.274	+0.319	18.596	16.216	15.462
9	15:14:09.111	50.193	+0.238	18.345	16.295	15.553
10	15:15:01.901	52.790	+2.835	18.302	17.348	17.140
11	15:15:52.211	50.310	+0.355	18.404	16.321	15.585
12	15:16:42.729	50.518	+0.563	18.326	16.336	15.856
13	15:17:35.589	52.860	+2.905	18.368	16.603	17.889

(178) Timothy Dobogai						
1	15:07:26.418	50.331	+0.326	18.463	16.224	15.644
2	15:08:15.786	50.368	+0.363	18.444	16.385	15.539
3	15:09:06.134	50.348	+0.343	18.334	16.228	15.786
4	15:09:56.667	50.533	+0.528	18.710	16.212	15.611
5	15:10:46.731	50.064	+0.059	18.306	16.167	15.591
6	15:11:36.809	50.078	+0.073	18.262	16.235	15.581

Orbits



INT. ADAC Kartrennen Wackersdorf

DJKM - OK-J

Pro Kart Raceland Wackersdorf 1,190 Km

Test-Session 3

20.09.2024 15:05

Practice (15:00 Time) started at 15:05:00

Lap	Time of Day	Lap Tm	Diff	S1 Tm	S2 Tm	S3 Tm	Lap	Time of Day	Lap Tm	Diff	S1 Tm	S2 Tm	S3 Tm
7	15:12:26.835	50.026	+0.021	18.232	16.224	15.570	1	15:06:56.113	50.827	+0.345	18.622	16.428	15.777
8	15:13:16.840	50.005		18.323	16.231	15.451	2	15:07:47.324	51.211	+0.729	18.598	16.528	16.085
9	15:14:07.169	50.329	+0.324	18.341	16.494	15.494	3	15:08:38.188	50.864	+0.382	18.641	16.575	15.648
10	15:14:57.334	50.165	+0.160	18.330	16.234	15.601	4	15:09:28.993	50.805	+0.323	18.499	16.511	15.795
11	15:15:47.827	50.493	+0.488	18.442	16.327	15.724	5	15:10:19.792	50.799	+0.317	18.568	16.470	15.761
12	15:16:38.773	50.946	+0.941	18.284	16.395	16.267	6	15:11:10.317	50.525	+0.043	18.447	16.390	15.688

(164) Jan Chytil

1	15:07:26.682	50.585	+0.553	18.461	16.554	15.570
2	15:08:17.300	50.618	+0.586	18.377	16.496	15.745
3	15:09:07.607	50.307	+0.275	18.357	16.260	15.690
4	15:09:58.037	50.430	+0.398	18.381	16.390	15.659
5	15:10:48.069	50.032		18.286	16.228	15.518
6	15:11:38.242	50.173	+0.141	18.312	16.284	15.577
7	15:12:28.471	50.229	+0.197	18.394	16.264	15.571
8	15:13:18.731	50.260	+0.228	18.351	16.334	15.575
9	15:14:09.718	50.987	+0.955	18.989	16.394	15.604
10	15:15:01.470	51.752	+1.720	18.371	16.411	16.970
11	15:15:51.927	50.457	+0.425	18.467	16.380	15.610
12	15:16:42.469	50.542	+0.510	18.392	16.424	15.726
13	15:17:32.733	50.264	+0.232	18.413	16.261	15.590
14	15:18:22.987	50.254	+0.222	18.349	16.297	15.608
15	15:19:13.225	50.238	+0.206	18.283	16.348	15.607
16	15:20:03.459	50.234	+0.202	18.354	16.314	15.566

8	15:13:50.654	1:48.808	+58.326	1:13.109	17.548	18.151
9	15:14:41.158	50.504	+0.022	18.454	16.402	15.648
10	15:15:34.576	53.418	+2.936	20.662	16.923	15.833
11	15:16:25.362	50.786	+0.304	18.656	16.480	15.650
12	15:17:15.933	50.571	+0.089	18.515	16.426	15.630
13	15:18:06.704	50.771	+0.289	18.508	16.540	15.723
14	15:18:57.291	50.587	+0.105	18.578	16.375	15.634
15	15:19:47.773	50.482		18.442	16.388	15.652
16	15:20:38.947	51.174	+0.692	18.404	16.498	16.272

(188) Nick Ried

1	15:07:55.454	51.020	+0.959	18.874	16.478	15.668
2	15:08:45.945	50.491	+0.430	18.583	16.372	15.536
3	15:09:37.151	51.206	+1.145	19.453	16.264	15.489
4	15:10:27.341	50.190	+0.129	18.379	16.292	15.519
5	15:11:17.402	50.031		18.386	16.199	15.476
6	15:12:07.657	50.255	+0.194	18.567	16.208	15.480
7	15:12:57.993	50.336	+0.275	18.503	16.309	15.524
8	15:13:49.652	51.659	+1.598	18.630	17.292	15.737
9	15:14:42.009	52.357	+2.296	18.384	16.248	17.725
10	15:17:10.427	2:28.418	+1:38.357	1:53.251	16.506	18.661
11	15:18:02.332	51.905	+1.844	19.476	16.427	16.002
12	15:18:52.696	50.364	+0.303	18.425	16.332	15.607
13	15:19:43.092	50.396	+0.335	18.432	16.356	15.608
14	15:20:33.621	50.529	+0.468	18.701	16.242	15.586

(106) Niko Bogнар

1	15:06:51.294	50.941	+0.616	18.854	16.334	15.753
2	15:07:43.121	51.827	+1.502	18.557	17.150	16.120
3	15:08:33.516	50.395	+0.070	18.514	16.143	15.738
4	15:09:24.105	50.589	+0.264	18.500	16.117	15.972
5	15:10:14.464	50.359	+0.034	18.501	16.241	15.617
6	15:11:04.846	50.382	+0.057	18.426	16.253	15.703
7	15:11:56.293	51.447	+1.122	18.908	16.192	16.347
8	15:15:51.466	3:55.173	+3:04.848	3:21.599	17.224	16.350
9	15:16:43.010	51.544	+1.219	18.619	16.391	16.534
10	15:17:33.732	50.722	+0.397	18.529	16.390	15.803
11	15:18:24.180	50.448	+0.123	18.514	16.310	15.624
12	15:19:14.516	50.336	+0.011	18.565	16.253	15.518
13	15:20:04.841	50.325		18.475	16.283	15.567

(162) Khalil Sodah

1	15:07:14.831	51.263	+0.871	19.006	16.506	15.751
2	15:08:05.486	50.655	+0.263	18.487	16.433	15.735
3	15:08:56.067	50.581	+0.189	18.465	16.413	15.703
4	15:09:46.716	50.649	+0.257	18.561	16.402	15.686
5	15:10:37.492	50.776	+0.384	18.516	16.532	15.728
6	15:11:28.229	50.737	+0.345	18.536	16.414	15.787
7	15:12:18.782	50.553	+0.161	18.514	16.379	15.660
8	15:13:10.360	51.578	+1.186	18.529	16.353	16.696
9	15:15:11.577	2:01.217	+1:10.825	1:28.665	16.547	16.005
10	15:16:17.328	1:05.751	+15.359	24.973	24.143	16.635
11	15:17:10.279	52.951	+2.559	18.891	17.634	16.426
12	15:18:01.951	51.672	+1.280	18.819	16.859	15.994
13	15:18:52.481	50.530	+0.138	18.533	16.410	15.587
14	15:19:42.873	50.392		18.424	16.382	15.586
15	15:20:33.333	50.460	+0.068	18.421	16.466	15.573

(163) Philip Helmchen



DJKM - OK-J

Test-Session 4

Track length: 1.190 Km

Session Started: 17:30:01

Best Lap by: 155 - Moritz Groneck - 49.566

Rank	#	Driver	Nat	Sponsor Entrant	Nat	License E-License	Make	laps	Best Lap	Diff	In Lap	Penalty
1	155	Moritz Groneck	DEU	CRG Holland	NLD	ITG39313 IBL15521007	CRG/TM/Vega	11	49.566		11	
2	165	Martina Rumlenova	CZE	SKYLARKS Karting Team	CZE	ITG24AS0236 IBL2400701	KR/IAME/Vega	11	49.869	0.303	10	
3	172	Tobias Szecsenyi	CZE	Hagemann racing	CZE	ITG24AS0191 IBL24AT00371	Exprit/TM/Vega	11	49.909	0.343	5	
4	120	Constantin Papst	DEU	ADAC Nordbayern e.V. NEES RACING	DEU	ITG38729 BIC17863	KR/IAME/Vega	11	49.964	0.398	9	
5	110	Marc Alexander Reistrup	DNK	CRG Holland	NLD	ITG93629 IBL15521008	CRG/TM/Vega	11	49.980	0.414	10	
6	195	Lukas Übleis	AUT	Lanari Racing Team	DEU	ITGJK2021 KBF17166	KR/IAME/Vega	10	50.193	0.627	5	
7	179	Jindrich Svoboda	CZE	Hagemann racing	CZE	ITG24AS0149 Internationaleausländische Bl24AT00371	Exprit/TM/Vega	11	50.290	0.724	4	
8	185	Oliver Städtler	DEU	CV Performance Group	DEU	ITG34878 BIF38321	KR/TM/Vega	2	50.341	0.775	2	
9	188	Nick Ried	DEU	Lanari Racing Team	DEU	NKA10695 KBF17166	KR/IAME/Vega	10	50.365	0.799	8	
10	174	Filip Planeta	CZE	Hagemann racing	CZE	ITG24AS0337 IBL24AT00371	Exprit/TM/Vega	10	50.379	0.813	5	
11	178	Timothy Dobogai	CZE	David Dobogai	CZE	ITG24AS0121 IBL24AT00111	LN/TM/Vega	11	50.394	0.828	7	
12	106	Niko Bognar	HUN	Maranello SRP Factory Team	DEU	ITG7685 KBF38275	Maranello/TM /Vega	11	50.471	0.905	6	
13	164	Jan Chytil	CZE	Ivo Chytil	CZE	ITG24AS0377 IBL24AT00801	Exprit /TM/Vega	6	50.649	1.083	5	
14	163	Philip Helmchen	DEU	ADAC Berlin-Brandenburg e.V. ADAC Niedersachsen/ Sachsen-Anhalt e.V.	DEU	ITG44008 BIC38443	Maranello/TM/Vega	11	50.719	1.153	9	
15	162	Khalil Sodah	LTU	Paske Racing	LTU	ITG2024-ITG/007 IBL2024-KL/05	Righetti Ridolfi/TM/Vega	4	51.884	2.318	1	


Timekeeper
M.Riehmers

Race Director
H.Seidel

Page 1/1

These results are provisional until the conclusion of any judicial and technical matters!

Printed: 20.09.2024 / 17:41



INT. ADAC Kartrennen Wackersdorf

DJKM - OK-J

Pro Kart Raceland Wackersdorf 1,190 Km

Test-Session 4

20.09.2024 17:30

Practice (10:00 Time) started at 17:30:01

Lap	Time of Day	Lap Tm	Diff	S1 Tm	S2 Tm	S3 Tm
(155) Moritz Groneck						
1	17:32:06.168	50.903	+1.337	18.819	16.386	15.698
2	17:32:56.198	50.090	+0.464	18.304	16.188	15.538
3	17:33:46.009	49.811	+0.245	18.170	16.164	15.477
4	17:34:35.693	49.684	+0.118	18.092	16.144	15.448
5	17:35:25.369	49.676	+0.110	18.051	16.133	15.492
6	17:36:15.332	49.963	+0.897	18.159	16.178	15.626
7	17:37:05.233	49.901	+0.335	18.247	16.222	15.432
8	17:37:54.987	49.754	+0.188	18.161	16.138	15.455
9	17:38:44.562	49.575	+0.009	18.139	16.035	15.401
10	17:39:34.187	49.625	+0.059	18.132	16.079	15.414
11	17:40:23.753	49.566		18.068	16.073	15.425

Lap	Time of Day	Lap Tm	Diff	S1 Tm	S2 Tm	S3 Tm
(165) Martina Rumlenova						
1	17:32:00.673	55.751	+5.882	21.780	17.272	16.699
2	17:32:53.696	52.923	+3.054	20.010	17.089	15.824
3	17:33:44.146	50.560	+0.681	18.508	16.474	15.568
4	17:34:34.377	50.231	+0.362	18.389	16.348	15.494
5	17:35:24.437	50.060	+0.191	18.358	16.245	15.457
6	17:36:15.026	50.589	+0.720	18.534	16.419	15.636
7	17:37:05.045	50.019	+0.150	18.284	16.250	15.485
8	17:37:55.401	50.356	+0.487	18.551	16.542	15.542
9	17:38:45.391	49.990	+0.121	18.242	16.255	15.493
10	17:39:35.260	49.869		18.282	16.179	15.408
11	17:40:25.549	50.289	+0.420	18.328	16.387	15.574

Lap	Time of Day	Lap Tm	Diff	S1 Tm	S2 Tm	S3 Tm
(172) Tobiasz Szczesny						
1	17:31:57.948	53.439	+3.530	20.391	16.576	16.472
2	17:32:49.250	51.302	+1.893	19.297	16.369	15.636
3	17:33:39.698	50.448	+0.539	18.501	16.324	15.623
4	17:34:29.799	50.101	+0.192	18.271	16.205	15.625
5	17:35:19.708	49.909		18.168	16.159	15.582
6	17:36:09.788	50.080	+0.171	18.222	16.265	15.593
7	17:36:59.871	50.083	+0.174	18.238	16.279	15.566
8	17:37:49.803	49.932	+0.023	18.123	16.281	15.528
9	17:38:39.784	49.981	+0.072	18.119	16.254	15.608
10	17:39:29.704	49.920	+0.011	18.142	16.244	15.534
11	17:40:19.699	49.995	+0.086	18.189	16.265	15.541

Lap	Time of Day	Lap Tm	Diff	S1 Tm	S2 Tm	S3 Tm
(120) Constantin Papst						
1	17:31:50.630	51.058	+1.094	18.721	16.592	15.745
2	17:32:41.525	50.895	+0.931	18.833	16.407	15.655
3	17:33:31.733	50.208	+0.244	18.418	16.267	15.523
4	17:34:21.781	50.048	+0.084	18.293	16.256	15.499
5	17:35:11.939	50.158	+0.194	18.286	16.357	15.515
6	17:36:01.905	49.966	+0.002	18.260	16.193	15.513
7	17:36:52.050	50.145	+0.181	18.306	16.286	15.553
8	17:37:42.031	49.981	+0.017	18.255	16.254	15.472
9	17:38:31.995	49.964		18.226	16.265	15.473
10	17:39:22.108	50.113	+0.149	18.303	16.297	15.513
11	17:40:12.138	50.090	+0.066	18.331	16.236	15.463

Lap	Time of Day	Lap Tm	Diff	S1 Tm	S2 Tm	S3 Tm
(110) Marc Alexander Reistrup						
1	17:32:08.817	59.470	+9.490	21.543	17.791	20.136
2	17:33:05.498	56.681	+6.701	22.545	17.743	16.393
3	17:33:55.999	50.501	+0.521	18.533	16.404	15.564
4	17:34:46.179	50.180	+0.200	18.377	16.267	15.536
5	17:35:36.336	50.157	+0.177	18.271	16.382	15.504
6	17:36:27.233	50.897	+0.917	18.875	16.407	15.615
7	17:37:17.335	50.102	+0.122	18.284	16.254	15.564
8	17:38:07.402	50.067	+0.087	18.273	16.266	15.528
9	17:38:57.402	50.000	+0.020	18.291	16.235	15.474
10	17:39:47.382	49.980		18.263	16.194	15.533
11	17:40:37.524	50.142	+0.162	18.291	16.274	15.577

Lap	Time of Day	Lap Tm	Diff	S1 Tm	S2 Tm	S3 Tm
(195) Lukas Übleis						
1	17:32:31.688	50.967	+0.774	18.743	16.575	15.649
2	17:33:22.130	50.442	+0.249	18.508	16.366	15.568
3	17:34:12.408	50.278	+0.085	18.392	16.331	15.555
4	17:35:02.770	50.362	+0.169	18.401	16.412	15.549
5	17:35:52.963	50.193		18.264	16.343	15.586
6	17:36:43.356	50.393	+0.200	18.421	16.379	15.593
7	17:37:33.812	50.456	+0.263	18.459	16.415	15.582

Lap	Time of Day	Lap Tm	Diff	S1 Tm	S2 Tm	S3 Tm
8	17:38:24.815	51.003	+0.810	18.387	16.382	16.234
9	17:39:51.059	1:26.244	+36.051	54.251	16.445	15.548
10	17:40:41.296	50.237	+0.044	18.340	16.363	15.534
(179) Jindrich Svoboda						
1	17:31:58.293	53.159	+2.869	20.305	16.674	16.180
2	17:32:50.475	52.182	+1.892	19.990	16.429	15.763
3	17:33:41.330	50.855	+0.565	18.436	16.794	15.625
4	17:34:31.620	50.290		18.407	16.355	15.528
5	17:35:22.106	50.486	+0.196	18.326	16.425	15.735
6	17:36:25.116	1:03.010	+12.720	23.102	17.600	22.308
7	17:37:20.118	55.002	+4.712	22.602	16.653	15.747
8	17:38:10.482	50.364	+0.074	18.438	16.296	15.630
9	17:39:03.418	52.936	+2.646	20.117	17.025	15.794
10	17:39:54.001	50.583	+0.293	18.417	16.399	15.767
11	17:40:44.457	50.456	+0.166	18.416	16.399	15.641

Lap	Time of Day	Lap Tm	Diff	S1 Tm	S2 Tm	S3 Tm
(185) Oliver Städtler						
1	17:32:30.978	50.765	+0.424	18.609	16.487	15.669
2	17:33:21.319	50.341		18.408	16.326	15.607

Lap	Time of Day	Lap Tm	Diff	S1 Tm	S2 Tm	S3 Tm
(188) Nick Ried						
1	17:32:42.324	52.069	+1.704	19.383	16.862	15.824
2	17:33:33.306	50.982	+0.617	18.749	16.535	15.698
3	17:34:24.056	50.750	+0.385	18.657	16.459	15.634
4	17:35:15.287	51.231	+0.866	19.039	16.528	15.664
5	17:36:05.977	50.690	+0.325	18.652	16.420	15.618
6	17:36:56.526	50.549	+0.184	18.492	16.414	15.643
7	17:37:47.155	50.629	+0.264	18.598	16.397	15.634
8	17:38:37.520	50.365		18.513	16.287	15.565
9	17:39:28.086	50.566	+0.201	18.547	16.402	15.617
10	17:40:18.828	50.742	+0.377	18.587	16.431	15.724

Lap	Time of Day	Lap Tm	Diff	S1 Tm	S2 Tm	S3 Tm
(174) Filip Planeta						
1	17:32:08.588	55.300	+4.921	20.985	17.065	17.250
2	17:33:03.831	55.243	+4.864	21.247	17.516	16.480
3	17:33:55.049	51.218	+0.839	19.025	16.444	15.749
4	17:34:45.579	50.530	+0.151	18.306	16.483	15.741
5	17:35:35.958	50.379		18.359	16.399	15.621
6	17:36:27.296	51.338	+0.959	18.982	16.515	15.841
7	17:37:17.791	50.495	+0.116	18.434	16.460	15.601
8	17:38:09.076	51.285	+0.906	18.334	16.506	16.445
9	17:39:58.532	1:49.456	+59.077	1:17.311	16.438	15.707
10	17:40:49.533	51.001	+0.622	18.500	16.714	15.787

Lap	Time of Day	Lap Tm	Diff	S1 Tm	S2 Tm	S3 Tm
(178) Timothy Dobogai						
1	17:31:58.442	53.114	+2.720	20.338	16.732	16.044
2	17:32:50.119	51.677	+1.283	19.336	16.587	15.754
3	17:33:40.930	50.811	+0.417	18.462	16.719	15.630
4	17:34:31.406	50.476	+0.082	18.463	16.408	15.605
5	17:35:22.188	50.782	+0.388	18.363	16.499	15.920
6	17:36:12.861	50.673	+0.279	18.472	16.507	15.694
7	17:37:03.255	50.394		18.374	16.425	15.595
8						

INT. ADAC Kartrennen Wackersdorf

DJKM - OK-J


Pro Kart Raceland Wackersdorf 1,190 Km

Test-Session 4

20.09.2024 17:30

Practice (10:00 Time) started at 17:30:01

Lap	Time of Day	Lap Tm	Diff	S1 Tm	S2 Tm	S3 Tm	Lap	Time of Day	Lap Tm	Diff	S1 Tm	S2 Tm	S3 Tm
3	17:33:42.461	51.389	+0.740	18.575	16.935	15.879							
4	17:34:33.383	50.922	+0.273	18.574	16.540	15.808							
5	17:35:24.032	50.649		18.492	16.404	15.753							
6	17:36:15.306	51.274	+0.625	18.506	17.018	15.750							
(163) Philip Helmchen													
1	17:32:11.610	51.513	+0.794	19.008	16.668	15.837							
2	17:33:03.126	51.516	+0.797	18.985	16.621	15.910							
3	17:33:54.080	50.954	+0.235	18.755	16.517	15.682							
4	17:34:44.876	50.796	+0.077	18.471	16.581	15.744							
5	17:35:35.758	50.882	+0.163	18.507	16.606	15.769							
6	17:36:27.864	52.106	+1.387	19.731	16.620	15.755							
7	17:37:19.138	51.274	+0.555	18.844	16.534	15.896							
8	17:38:09.966	50.828	+0.109	18.492	16.587	15.749							
9	17:39:00.685	50.719		18.544	16.524	15.651							
10	17:39:51.775	51.090	+0.371	18.750	16.614	15.726							
11	17:40:43.000	51.225	+0.506	18.497	16.478	16.250							
(162) Khalil Sodah													
1	17:31:55.621	51.884		18.996	16.814	16.074							
2	17:32:47.718	52.097	+0.213	18.741	16.583	16.773							
3	17:33:54.066	1:06.348	+14.464	20.407	23.794	22.147							
4	17:36:18.609	2:24.543	+1:32.659	1:41.045	22.572	20.926							



DJKM - OK-J

Free Practice

Track length: 1.190 Km

Session Started: 9:15:02

Best Lap by: 185 - Oliver Städtler - 49.380

Rank	#	Driver	Nat	Sponsor Entrant	Nat	License E-License	Make	laps	Best Lap	Diff	In Lap	Penalty
1	185	Oliver Städtler	DEU	CV Performance Group	DEU	ITG34878 BIF38321	KR/TM/Vega	10	49.380		10	
2	155	Moritz Groneck	DEU	CRG Holland	NLD	ITG39313 IBL15521007	CRG/TM/Vega	11	49.412	0.032	11	
3	120	Constantin Papst	DEU	ADAC Nordbayern e.V. NEES RACING	DEU	ITG38729 BIC17863	KR/IAME/Vega	10	49.481	0.101	9	
4	165	Martina Rumlenova	CZE	SKYLARKS Karting Team	CZE	ITG24AS0236 IBL2400701	KR/IAME/Vega	11	49.567	0.187	8	
5	172	Tobias Szecsenyi	CZE	Hagemann racing	CZE	ITG24AS0191 IBL24AT00371	Exprit/TM/Vega	10	49.577	0.197	10	
6	174	Filip Planeta	CZE	Hagemann racing	CZE	ITG24AS0337 IBL24AT00371	Exprit/TM/Vega	8	49.827	0.447	8	
7	179	Jindrich Svoboda	CZE	Hagemann racing	CZE	ITG24AS0149 Internationale Ausländische B24AT00371	Exprit/TM/Vega	10	49.865	0.485	10	
8	178	Timothy Dobogai	CZE	David Dobogai	CZE	ITG24AS0121 IBLE24AT00111	LN/TM/Vega	10	49.998	0.618	9	
9	195	Lukas Übleis	AUT	Lanari Racing Team	DEU	ITGJK2021 KBF17166	KR/IAME/Vega	8	50.074	0.694	6	
10	164	Jan Chytil	CZE	Ivo Chytil	CZE	ITG24AS0377 IBL24AT00801	Exprit /TM/Vega	10	50.079	0.699	10	
11	110	Marc Alexander Reistrup	DNK	CRG Holland	NLD	ITG93629 IBL15521008	CRG/TM/Vega	11	50.109	0.729	10	
12	106	Niko Bognar	HUN	Maranello SRP Factory Team	DEU	ITG7685 KBF38275	Maranello/TM /Vega	11	50.134	0.754	9	
13	162	Khalil Sodah	LTU	Paske Racing	LTU	ITG2024-ITG/007 IBL2024-KL/05	Righetti Ridolfi/TM/Vega	11	50.428	1.048	10	
14	163	Philip Helmchen	DEU	ADAC Berlin-Brandenburg e.V. ADAC Niedersachsen/ Sachsen-Anhalt e.V.	DEU	ITG44008 BIC38443	Maranello/TM/Vega	10	50.601	1.221	10	
15	188	Nick Ried	DEU	Lanari Racing Team	DEU	NKA10695 KBF17166	KR/IAME/Vega	0			0	


Timekeeper
M.Riehmers

Race Director
H.Seidel

Page 1/1

These results are provisional until the conclusion of any judicial and technical matters!

Printed: 21.09.2024 / 09:26



INT. ADAC Kartrennen Wackersdorf

DJKM - OK-J

Pro Kart Raceland Wackersdorf 1,190 Km

Free Practice

21.09.2024 09:15

Practice (10:00 Time) started at 9:15:02

Lap	Time of Day	Lap Tm	Diff	S1 Tm	S2 Tm	S3 Tm
(185) Oliver Städtler						
1	9:17:00.539	51.681	+2.301	19.147	16.807	15.727
2	9:17:51.126	50.587	+1.207	18.479	16.519	15.589
3	9:18:42.431	51.305	+1.925	18.419	16.444	16.442
4	9:20:12.621	1:30.190	+40.810	55.723	18.300	16.167
5	9:21:03.042	50.421	+1.041	18.613	16.357	15.451
6	9:21:52.716	49.674	+0.294	18.182	16.120	15.372
7	9:22:42.166	49.450	+0.070	18.046	16.064	15.340
8	9:23:31.559	49.393	+0.013	18.021	16.066	15.306
9	9:24:21.030	49.471	+0.091	18.039	16.078	15.354
10	9:25:10.410	49.380		18.033	16.056	15.291

Lap	Time of Day	Lap Tm	Diff	S1 Tm	S2 Tm	S3 Tm
(155) Moritz Groneck						
1	9:17:29.430	51.190	+1.778	18.923	16.581	15.686
2	9:18:19.712	50.282	+0.870	18.392	16.302	15.588
3	9:19:09.828	50.116	+0.704	18.223	16.432	15.461
4	9:19:59.925	50.097	+0.685	18.483	16.145	15.469
5	9:20:49.911	49.986	+0.574	18.332	16.189	15.465
6	9:21:39.500	49.589	+0.177	18.168	16.013	15.408
7	9:22:29.022	49.522	+0.110	18.074	16.065	15.383
8	9:23:18.436	49.414	+0.002	18.038	16.006	15.370
9	9:24:07.878	49.442	+0.030	17.966	16.062	15.414
10	9:24:57.321	49.443	+0.031	18.046	16.004	15.393
11	9:25:46.733	49.412		18.020	16.005	15.387

Lap	Time of Day	Lap Tm	Diff	S1 Tm	S2 Tm	S3 Tm
(120) Constantin Papst						
1	9:17:07.050	52.844	+3.363	20.293	16.953	15.598
2	9:17:57.485	50.435	+0.954	18.628	16.387	15.420
3	9:18:47.783	50.298	+0.817	18.418	16.468	15.412
4	9:19:37.935	50.152	+0.671	18.473	16.295	15.384
5	9:20:27.789	49.854	+0.373	18.215	16.197	15.442
6	9:21:17.386	49.597	+0.116	18.253	16.041	15.303
7	9:22:07.107	49.721	+0.240	18.201	16.167	15.353
8	9:22:57.025	49.918	+0.437	18.267	16.275	15.376
9	9:23:46.506	49.481		18.172	16.006	15.303
10	9:24:36.985	50.479	+0.998	18.224	16.125	16.130

Lap	Time of Day	Lap Tm	Diff	S1 Tm	S2 Tm	S3 Tm
(165) Martina Rumlenova						
1	9:17:08.325	52.110	+2.543	19.543	16.858	15.709
2	9:17:58.696	50.371	+0.804	18.521	16.337	15.513
3	9:18:48.847	50.151	+0.584	18.301	16.454	15.396
4	9:19:38.589	49.742	+0.175	18.235	16.152	15.355
5	9:20:28.372	49.783	+0.216	18.231	16.226	15.326
6	9:21:18.070	49.698	+0.131	18.305	16.106	15.287
7	9:22:07.646	49.576	+0.009	18.168	16.119	15.289
8	9:22:57.213	49.557		18.140	16.126	15.301
9	9:23:46.800	49.587	+0.020	18.230	16.056	15.301
10	9:24:36.391	49.591	+0.024	18.163	16.068	15.360
11	9:25:26.058	49.667	+0.100	18.200	16.079	15.388

Lap	Time of Day	Lap Tm	Diff	S1 Tm	S2 Tm	S3 Tm
(172) Tobiasz Szecsenyi						
1	9:18:12.405	51.112	+1.535	19.009	16.504	15.599
2	9:19:02.840	50.435	+0.858	18.505	16.421	15.509
3	9:19:52.837	49.997	+0.420	18.358	16.143	15.496
4	9:20:42.696	49.859	+0.282	18.285	16.128	15.446
5	9:21:32.426	49.730	+0.153	18.208	16.099	15.423
6	9:22:22.086	49.660	+0.083	18.230	16.059	15.371
7	9:23:11.763	49.677	+0.100	18.222	16.042	15.413
8	9:24:01.468	49.705	+0.128	18.201	16.098	15.406
9	9:24:51.297	49.829	+0.252	18.192	16.096	15.541
10	9:25:40.874	49.577		18.196	16.055	15.326

Lap	Time of Day	Lap Tm	Diff	S1 Tm	S2 Tm	S3 Tm
(174) Filip Planeta						
1	9:19:23.583	1:58.287	+1:08.460	19.041		
2	9:20:15.088	51.505	+1.678	19.156	16.633	15.716
3	9:21:05.358	50.270	+0.443	18.474	16.320	15.476
4	9:21:55.270	49.912	+0.085	18.282	16.192	15.438
5	9:22:45.188	49.918	+0.091	18.285	16.210	15.423
6	9:23:35.016	49.828	+0.001	18.259	16.144	15.425
7	9:24:25.057	50.041	+0.214	18.389	16.287	15.365
8	9:25:14.884	49.827		18.300	16.169	15.358

Lap	Time of Day	Lap Tm	Diff	S1 Tm	S2 Tm	S3 Tm
(179) Jindrich Svoboda						

Lap	Time of Day	Lap Tm	Diff	S1 Tm	S2 Tm	S3 Tm
1	9:18:18.681	52.999	+3.134	20.331	17.006	15.662
2	9:19:09.384	50.703	+0.838	18.597	16.593	15.513
3	9:19:59.815	50.431	+0.566	18.585	16.306	15.540
4	9:20:50.267	50.452	+0.587	18.585	16.321	15.546
5	9:21:40.160	49.893	+0.028	18.390	16.140	15.363
6	9:22:30.038	49.878	+0.013	18.261	16.174	15.443
7	9:23:20.001	49.963	+0.098	18.329	16.217	15.417
8	9:24:10.083	50.082	+0.217	18.233	16.339	15.510
9	9:25:00.097	50.014	+0.149	18.348	16.298	15.368
10	9:25:49.962	49.865		18.243	16.234	15.388

Lap	Time of Day	Lap Tm	Diff	S1 Tm	S2 Tm	S3 Tm
(178) Timothy Dobogai						
1	9:17:25.984	54.264	+4.266	19.877	17.255	17.132
2	9:18:17.713	51.729	+1.731	19.209	16.655	15.865
3	9:19:09.167	51.454	+1.456	18.936	16.768	15.750
4	9:19:59.683	50.516	+0.518	18.565	16.378	15.573
5	9:20:50.191	50.608	+0.510	18.339	16.564	15.605
6	9:21:40.676	50.485	+0.487	18.747	16.275	15.463
7	9:22:33.038	52.362	+2.364	19.584	16.849	15.929
8	9:23:24.435	51.397	+1.399	19.491	16.382	15.524
9	9:24:14.433	49.998		18.280	16.276	15.442
10	9:25:04.479	50.046	+0.048	18.287	16.286	15.473

Lap	Time of Day	Lap Tm	Diff	S1 Tm	S2 Tm	S3 Tm
(195) Lukas Übleis						
1	9:19:27.354	52.806	+2.732	19.795	17.188	15.823
2	9:20:17.994	50.640	+0.566	18.621	16.489	15.530
3	9:21:08.246	50.252	+0.178	18.472	16.292	15.488
4	9:21:58.328	50.082	+0.008	18.346	16.258	15.478
5	9:22:48.408	50.080	+0.006	18.351	16.278	15.451
6	9:23:38.482	50.074		18.348	16.281	15.445
7	9:24:28.667	50.185	+0.111	18.377	16.295	15.513
8	9:25:18.770	50.103	+0.029	18.284	16.321	15.498

Lap	Time of Day	Lap Tm	Diff	S1 Tm	S2 Tm	S3 Tm
(164) Jan Chytil						
1	9:17:30.595	51.117	+1.038	18.977	16.574	15.566
2	9:18:21.307	50.712	+0.633	18.628	16.498	15.586
3	9:19:11.991	50.684	+0.605	18.507	16.708	15.469
4	9:20:02.397	50.406	+0.327	18.520	16.376	15.510
5	9:20:54.526	52.129	+2.050	18.350	16.498	17.281
6	9:22:26.487	1:31.961	+41.882	58.949	16.536	16.476
7	9:23:18.683	52.196	+2.117	19.772	16.923	15.501
8	9:24:09.067	50.384	+0.305	18.452	16.426	15.506
9	9:24:59.160	50.093	+0.014	18.382	16.301	15.410
10	9:25:49.239	50.079		18.344	16.268	15.467

Lap	Time of Day	Lap Tm	Diff	S1 Tm	S2 Tm	S3 Tm
(110) Marc Alexander Reistrup						
1	9:17:01.923	51.916	+1.807	19.243	16.762	15.911
2	9:17:53.067	51.144	+1.035	18.765	16.563	15.816
3	9:18:44.095	51.028	+0.919	18.611	16.712	15.705
4	9:19:34.727	50.632	+0.523	18.522	16.442	15.668
5	9:20:25.323	50.596	+0.487	18.546	16.397	15.653
6	9:21:15.865	50.542	+0.433	18.502	16.416	15.624
7	9:22:06.282	50.417	+0.308	18.486	16.345	15.586
8	9:22:57.854	51.572	+1.463			

INT. ADAC Kartrennen Wackersdorf

DJKM - OK-J

Pro Kart Raceland Wackersdorf 1,190 Km

Free Practice


21.09.2024 09:15

Practice (10:00 Time) started at 9:15:02

Lap	Time of Day	Lap Tm	Diff	S1 Tm	S2 Tm	S3 Tm	Lap	Time of Day	Lap Tm	Diff	S1 Tm	S2 Tm	S3 Tm
3	9:18:45.923	51.296	+0.868	18.799	16.792	15.705							
4	9:19:37.125	51.202	+0.774	18.741	16.739	15.722							
5	9:20:28.104	50.979	+0.551	18.636	16.703	15.640							
6	9:21:18.903	50.799	+0.371	18.777	16.469	15.553							
7	9:22:09.538	50.635	+0.207	18.629	16.471	15.535							
8	9:23:00.625	51.087	+0.659	18.543	16.530	16.014							
9	9:23:51.149	50.524	+0.096	18.544	16.460	15.520							
10	9:24:41.577	50.428		18.479	16.469	15.480							
11	9:25:32.102	50.525	+0.097	18.514	16.476	15.535							

(163) Philip Helmchen

1	9:17:25.704	54.309	+3.708	19.619	17.435	17.255							
2	9:18:17.632	51.928	+1.327	19.147	16.856	15.925							
3	9:19:09.300	51.668	+1.067	18.859	16.804	16.005							
4	9:20:01.201	51.901	+1.300	19.417	16.662	15.822							
5	9:20:52.580	51.379	+0.778	18.923	16.668	15.788							
6	9:21:43.640	51.060	+0.459	18.685	16.602	15.773							
7	9:22:34.496	50.856	+0.255	18.623	16.576	15.657							
8	9:23:25.225	50.729	+0.128	18.594	16.512	15.623							
9	9:24:15.983	50.758	+0.157	18.506	16.568	15.684							
10	9:25:06.584	50.601		18.471	16.447	15.683							



DJKM - OK-J

Qualifying Practice

Track length: 1.190 Km

Session Started: 11:16:59

Best Lap by: 155 - Moritz Groneck - 49.454

Rank	#	Driver	Nat	Sponsor Entrant	Nat	License E-License	Make	laps	Best Lap	Diff	In Lap	Penalty
1	155	Moritz Groneck	DEU	CRG Holland	NLD	ITG39313 IBL15521007	CRG/TM/Vega	6	49.454		6	
2	165	Martina Rumlenova	CZE	SKYLARKS Karting Team	CZE	ITG24AS0236 IBL2400701	KR/IAME/Vega	5	49.531	0.077	5	
3	185	Oliver Städtler	DEU	CV Performance Group	DEU	ITG34878 BIF38321	KR/TM/Vega	6	49.583	0.129	6	
4	120	Constantin Papst	DEU	ADAC Nordbayern e.V. NEES RACING	DEU	ITG38729 BIC17863	KR/IAME/Vega	5	49.598	0.144	5	
5	172	Tobias Szecsenyi	CZE	Hagemann racing	CZE	ITG24AS0191 IBL24AT00371	Exprit/TM/Vega	5	49.678	0.224	5	
6	164	Jan Chytil	CZE	Ivo Chytil	CZE	ITG24AS0377 IBL24AT00801	Exprit /TM/Vega	5	49.852	0.398	5	
7	174	Filip Planeta	CZE	Hagemann racing	CZE	ITG24AS0337 IBL24AT00371	Exprit/TM/Vega	6	49.879	0.425	5	
8	178	Timothy Dobogai	CZE	David Dobogai	CZE	ITG24AS0121 IBLE24AT00111	LN/TM/Vega	6	49.926	0.472	6	
9	179	Jindrich Svoboda	CZE	Hagemann racing	CZE	ITG24AS0149 IBL24AT00371	Exprit/TM/Vega	5	49.994	0.540	4	
10	110	Marc Alexander Reistrup	DNK	CRG Holland	NLD	ITG93629 IBL15521008	CRG/TM/Vega	6	49.997	0.543	6	
11	195	Lukas Übleis	AUT	Lanari Racing Team	DEU	ITGJK2021 KBF17166	KR/IAME/Vega	6	50.064	0.610	5	
12	188	Nick Ried	DEU	Lanari Racing Team	DEU	NKA10695 KBF17166	KR/IAME/Vega	6	50.162	0.708	5	
13	106	Niko Bognar	HUN	Maranello SRP Factory Team	DEU	ITG7685 KBF38275	Maranello/TM /Vega	6	50.194	0.740	4	
14	163	Philip Helmchen	DEU	ADAC Berlin-Brandenburg e.V. ADAC Niedersachsen/ Sachsen-Anhalt e.V.	DEU	ITG44008 BIC38443	Maranello/TM/Vega	6	50.411	0.957	6	
15	162	Khalil Sodah	LTU	Paske Racing	LTU	ITG2024-ITG/007 IBL2024-KL/05	Righetti Ridolfi/TM/Vega	5	50.452	0.998	5	


Timekeeper
M.Riehmers

Race Director
H.Seidel

Page 1/1

These results are provisional until the conclusion of any judicial and technical matters!

Printed: 21.09.2024 / 11:48



INT. ADAC Kartrennen Wackersdorf

DJKM - OK-J

Pro Kart Raceland Wackersdorf 1,190 Km

Qualifying Practice

21.09.2024 11:17

Qualifying (6:00 Time) started at 11:16:59

Lap	Time of Day	Lap Tm	Diff	S1 Tm	S2 Tm	S3 Tm
(155) Moritz Groneck						
1	11:19:09.334	50.411	+0.957	18.597	16.277	15.537
2	11:19:59.110	49.776	+0.322	18.280	16.069	15.427
3	11:20:48.779	49.669	+0.215	18.161	16.000	15.508
4	11:21:38.343	49.564	+0.110	18.102	15.996	15.466
5	11:22:27.840	49.497	+0.043	18.089	15.940	15.468
6	11:23:17.294	49.454		18.072	15.996	15.386

(165) Martina Rumlenova						
1	11:19:41.676	51.928	+2.397	19.923	16.468	15.537
2	11:20:31.514	49.839	+0.308	18.345	16.109	15.385
3	11:21:24.021	52.507	+2.976	20.025	16.873	15.609
4	11:22:13.627	49.606	+0.075	18.202	16.082	15.322
5	11:23:03.158	49.531		18.211	16.055	15.265

(185) Oliver Städtler						
1	11:19:24.769	50.259	+0.676	18.395	16.334	15.530
2	11:20:14.475	49.716	+0.133	18.221	16.119	15.376
3	11:21:04.065	49.590	+0.007	18.148	16.070	15.372
4	11:21:53.683	49.618	+0.035	18.112	16.113	15.393
5	11:22:43.293	49.610	+0.027	18.106	16.135	15.369
6	11:23:32.876	49.583		18.123	16.107	15.353

(120) Constantin Papst						
1	11:19:40.220	50.603	+1.005	18.914	16.225	15.464
2	11:20:29.998	49.778	+0.180	18.318	16.113	15.347
3	11:21:23.618	53.620	+4.022	21.265	16.827	15.528
4	11:22:13.275	49.657	+0.059	18.228	16.135	15.294
5	11:23:02.873	49.598		18.190	16.125	15.283

(172) Tobiasz Szecsenyi						
1	11:19:41.869	51.628	+1.950	19.689	16.438	15.501
2	11:20:32.040	50.171	+0.493	18.432	16.217	15.522
3	11:21:25.119	53.079	+3.401	19.102	16.632	17.345
4	11:22:15.202	50.083	+0.405	18.477	16.203	15.403
5	11:23:04.880	49.678		18.165	16.150	15.363

(164) Jan Chytil						
1	11:19:40.972	51.657	+1.805	19.773	16.432	15.452
2	11:20:31.159	50.187	+0.335	18.400	16.253	15.534
3	11:21:24.456	53.297	+3.445	18.588	18.669	16.040
4	11:22:14.706	50.250	+0.398	18.463	16.350	15.437
5	11:23:04.558	49.852		18.279	16.191	15.382

(174) Filip Planeta						
1	11:19:25.484	50.691	+0.812	18.762	16.423	15.506
2	11:20:15.671	50.187	+0.308	18.427	16.271	15.489
3	11:21:05.735	50.064	+0.185	18.290	16.322	15.452
4	11:21:55.682	49.947	+0.068	18.272	16.215	15.460
5	11:22:45.561	49.879		18.212	16.168	15.499
6	11:23:35.593	50.092	+0.153	18.259	16.262	15.511

(178) Timothy Dobogai						
1	11:19:14.967	51.921	+1.995	19.314	16.889	15.718
2	11:20:05.783	50.816	+0.890	18.783	16.520	15.513
3	11:20:55.914	50.131	+0.205	18.426	16.258	15.447
4	11:21:45.984	50.070	+0.144	18.335	16.292	15.443
5	11:22:36.132	50.148	+0.222	18.372	16.345	15.431
6	11:23:26.058	49.926		18.265	16.220	15.441

(179) Jindrich Svoboda						
1	11:19:42.107	51.524	+1.530	19.683	16.370	15.471
2	11:20:32.905	50.798	+0.804	18.378	16.735	15.685
3	11:21:24.280	51.375	+1.381	18.584	16.812	15.979
4	11:22:14.274	49.994		18.353	16.251	15.390
5	11:23:04.443	50.169	+0.175	18.458	16.287	15.424

(110) Marc Alexander Reistrup						
1	11:19:02.165	51.061	+1.064	18.805	16.543	15.713
2	11:19:52.545	50.380	+0.383	18.481	16.348	15.551
3	11:20:42.643	50.098	+0.101	18.366	16.246	15.486
4	11:21:32.749	50.106	+0.109	18.320	16.265	15.521
5	11:22:22.843	50.094	+0.097	18.381	16.242	15.471

Lap	Time of Day	Lap Tm	Diff	S1 Tm	S2 Tm	S3 Tm
6	11:23:12.840	49.997		18.313	16.204	15.480

(195) Lukas Übleis						
1	11:19:08.132	50.945	+0.881	18.902	16.464	15.579
2	11:19:58.253	50.121	+0.057	18.367	16.297	15.457
3	11:20:49.541	51.288	+1.224	19.533	16.321	15.434
4	11:21:39.624	50.083	+0.019	18.377	16.240	15.466
5	11:22:29.688	50.064		18.356	16.271	15.437
6	11:23:19.819	50.131	+0.067	18.314	16.370	15.447

(188) Nick Ried						
1	11:19:14.849	51.990	+1.828	19.378	16.874	15.738
2	11:20:06.234	51.385	+1.223	19.174	16.600	15.611
3	11:20:56.694	50.460	+0.298	18.637	16.380	15.443
4	11:21:46.956	50.262	+0.100	18.475	16.323	15.464
5	11:22:37.118	50.162		18.460	16.257	15.445
6	11:23:27.287	50.169	+0.007	18.408	16.295	15.466

(106) Niko Bognar						
1	11:19:24.674	50.968	+0.774	18.827	16.461	15.680
2	11:20:15.602	50.928	+0.734	18.676	16.520	15.732
3	11:21:06.364	50.762	+0.568	18.730	16.421	15.611
4	11:21:56.558	50.194		18.458	16.228	15.508
5	11:22:46.873	50.315	+0.121	18.449	16.264	15.602
6	11:23:37.121	50.248	+0.054	18.439	16.235	15.574

(163) Philip Helmchen						
1	11:19:16.661	52.977	+2.566	18.905	16.820	17.252
2	11:20:07.360	50.699	+0.288	18.675	16.435	15.589
3	11:20:57.889	50.529	+0.118	18.485	16.435	15.609
4	11:21:48.472	50.583	+0.172	18.503	16.420	15.660
5	11:22:39.056	50.584	+0.173	18.565	16.343	15.676
6	11:23:29.467	50.411		18.484	16.304	15.623

(162) Khalil Sodah						
1	11:19:43.128	52.701	+2.249	20.486	16.520	15.695
2	11:20:33.802	50.674	+0.222	18.725	16.346	15.603
3	11:21:24.661	50.859	+0.407	18.657	16.454	15.748
4	11:22:15.801	51.140	+0.688	19.176	16.455	15.509
5	11:23:06.253	50.452		18.506	16.367	15.579

Orbits



DKM Round 6

Class: DJKM - OK-J

Date/Time: 21.09.2024 14:50

Track:

Wackersdorf II

Heat:

Heat 1

Laps:

10 laps

Edition 1

		18	
		17	
		16	
		15	
		14	
		13	
		12	
		11	
		10	
		9	
Khalil Sodah	162	Righetti Ridolfi/TM/Vega	8
Niko Bognar	106	Maranello/TM/Vega	7
Lukas Übleis	195	KR/IAME/Vega	6
Jindrich Svoboda	179	Exprit/TM/Vega	5
Filip Planeta	174	Exprit/TM/Vega	4
Tobias Szecsenyi	172	Exprit/TM/Vega	3
Oliver Städtler	185	KR/TM/Vega	2
Moritz Groneck	155	CRG/TM/Vega	1
Philip Helmchen	163	Maranello/TM/Vega	7
Nick Ried	188	KR/IAME/Vega	6
Marc Alexander Reistrup	110	CRG/TM/Vega	5
Timothy Dobogai	178	LN/TM/Vega	4
Jan Chytil	164	Exprit /TM/Vega	3
Constantin Papst	120	KR/IAME/Vega	2
Martina Rumlenova	165	KR/IAME/Vega	1

Pole Position

printed 21.09.2024 11:49



DKM Round 6

Class: DJKM - OK-J

Date/Time: 21.09.2024 16:55

Track:

Heat:

Laps:

Wackersdorf II

Heat 2

10 laps

Edition 1

		18	
		17	
		16	
		15	
		14	
		13	
		12	
		11	
		10	
		9	
Khalil Sodah	162	Righetti Ridolfi/TM/Vega	8
Niko Bognar	106	Maranello/TM/Vega	7
Lukas Übleis	195	KR/IAME/Vega	6
Jindrich Svoboda	179	Exprit/TM/Vega	5
Filip Planeta	174	Exprit/TM/Vega	4
Tobias Szecsenyi	172	Exprit/TM/Vega	3
Oliver Städtler	185	KR/TM/Vega	2
Moritz Groneck	155	CRG/TM/Vega	1
Philip Helmchen	163	Maranello/TM/Vega	7
Nick Ried	188	KR/IAME/Vega	6
Marc Alexander Reistrup	110	CRG/TM/Vega	5
Timothy Dobogai	178	LN/TM/Vega	4
Jan Chytil	164	Exprit /TM/Vega	3
Constantin Papst	120	KR/IAME/Vega	2
Martina Rumlenova	165	KR/IAME/Vega	1

Pole Position

printed 21.09.2024 11:49

DJKM - OK-J

Qualifying Heat 1

Track length: 1.190 Km

Race Started: 14:53:24

Best Lap by: 155 - Moritz Groneck - 49.599

Rank	#	Driver	Nat	Sponsor Entrant	Nat	License E-License	Make	laps	T. Time Diff	Best Lap	Penalty	Points
1	155	Moritz Groneck	DEU	CRG Holland	NLD	ITG39313 IBL15521007	CRG/TM/Vega	10	8:19.727	49.599		50
2	120	Constantin Papst	DEU	ADAC Nordbayern e.V. NEES RACING	DEU	ITG38729 BIC17863	KR/IAME/Vega	10	8:21.327 1.600	49.757		44
3	165	Martina Rumlenova	CZE	SKYLARKS Karting Team	CZE	ITG24AS0236 IBL2400701	KR/IAME/Vega	10	8:21.544 1.817	49.827		41
4	172	Tobias Szecsenyi	CZE	Hagemann racing	CZE	ITG24AS0191 IBL24AT00371	Exprit/TM/Vega	10	8:22.243 2.516	49.708		38
5	164	Jan Chytil	CZE	Ivo Chytil	CZE	ITG24AS0377 IBL24AT00801	Exprit /TM/Vega	10	8:23.770 4.043	50.064		36
6	185	Oliver Städtler	DEU	CV Performance Group	DEU	ITG34878 BIF38321	KR/TM/Vega	10	8:25.036 5.309	49.872		34
7	110	Marc Alexander Reistrup	DNK	CRG Holland	NLD	ITG93629 IBL15521008	CRG/TM/Vega	10	8:25.212 5.485	49.890		32
8	179	Jindrich Svoboda	CZE	Hagemann racing	CZE	ITG24AS0149 IBL24AT00371	Exprit/TM/Vega	10	8:26.028 6.301	49.916		30
9	195	Lukas Übleis	AUT	Lanari Racing Team	DEU	ITGJK2021 KBF17166	KR/IAME/Vega	10	8:28.736 9.009	50.306		28
10	188	Nick Ried	DEU	Lanari Racing Team	DEU	NKA10695 KBF17166	KR/IAME/Vega	10	8:28.919 9.192	50.367		27
11	163	Philip Helmchen	DEU	ADAC Berlin-Brandenburg e.V. ADAC Niedersachsen/ Sachsen-Anhalt e.V.	DEU	ITG44008 BIC38443	Maranello/TM/Vega	10	8:31.192 11.465	50.570		26
12	174	Filip Planeta	CZE	Hagemann racing	CZE	ITG24AS0337 IBL24AT00371	Exprit/TM/Vega	10	8:32.489 12.762	50.140	+ 5 sec	25
13	178	Timothy Dobogai	CZE	David Dobogai	CZE	ITG24AS0121 IBLE24AT00111	LN/TM/Vega	10	8:33.595 13.868	50.074	+ 5 sec	24
14	162	Khalil Sodah	LTU	Paske Racing	LTU	ITG2024-ITG/007 IBL2024-KL/05	Righetti Ridolfi/TM/Vega	10	8:36.947 17.220	50.551	+ 5 sec	23
15	106	Niko Bognar	HUN	Maranello SRP Factory Team	DEU	ITG7685 KBF38275	Maranello/TM /Vega	0	0.559 10 Laps			22

Announcements

162 + 5 sec forcing off track

174 + 5 sec push

178 + 5 sec front fairing


Timekeeper
M.Riehmers

Race Director
H.Seidel

Page 1/1

These results are provisional until the conclusion of any judicial and technical matters!

Printed: 21.09.2024 / 15:17



INT. ADAC Kartrennen Wackersdorf

DJKM - OK-J

Pro Kart Raceland Wackersdorf 1,190 Km

Qualifying Heat 1

21.09.2024 14:50

Race (10 Laps) started at 14:53:24

Lap	Time of Day	Lap Tm	Diff	S1 Tm	S2 Tm	S3 Tm
(115) Moritz Groneck						
1	14:54:15.253	50.859	+1.260	18.805	16.301	15.753
2	14:55:05.429	50.176	+0.577	18.338	16.168	15.670
3	14:55:55.464	50.035	+0.436	18.298	16.135	15.602
4	14:56:45.594	50.130	+0.531	18.385	16.149	15.596
5	14:57:35.418	49.824	+0.225	18.186	16.090	15.548
6	14:58:25.223	49.805	+0.206	18.180	16.052	15.573
7	14:59:15.030	49.807	+0.208	18.257	16.031	15.519
8	15:00:04.781	49.751	+0.152	18.182	16.047	15.522
9	15:00:54.522	49.741	+0.142	18.179	16.040	15.522
10	15:01:44.121	49.599		18.122	16.022	15.455

Lap	Time of Day	Lap Tm	Diff	S1 Tm	S2 Tm	S3 Tm
(120) Constantin Papst						
1	14:54:15.380	50.914	+1.157	19.013	16.348	15.553
2	14:55:05.635	50.255	+0.498	18.450	16.296	15.509
3	14:55:55.767	50.192	+0.375	18.365	16.293	15.474
4	14:56:45.902	50.135	+0.378	18.343	16.328	15.464
5	14:57:35.946	50.044	+0.287	18.350	16.236	15.458
6	14:58:26.007	50.061	+0.304	18.285	16.297	15.479
7	14:59:16.017	50.010	+0.253	18.379	16.183	15.448
8	15:00:05.950	49.933	+0.176	18.271	16.194	15.468
9	15:00:55.964	50.014	+0.257	18.275	16.257	15.482
10	15:01:45.721	49.757		18.175	16.190	15.392

Lap	Time of Day	Lap Tm	Diff	S1 Tm	S2 Tm	S3 Tm
(165) Martina Rumlenova						
1	14:54:15.916	51.399	+1.572	19.519	16.371	15.509
2	14:55:06.224	50.308	+0.481	18.461	16.353	15.494
3	14:55:56.268	50.044	+0.217	18.363	16.170	15.511
4	14:56:46.287	50.019	+0.192	18.333	16.201	15.485
5	14:57:36.145	49.858	+0.031	18.290	16.126	15.442
6	14:58:26.171	50.026	+0.199	18.320	16.224	15.482
7	14:59:16.200	50.029	+0.202	18.379	16.220	15.430
8	15:00:06.160	49.960	+0.133	18.355	16.184	15.421
9	15:00:56.111	49.951	+0.124	18.315	16.171	15.465
10	15:01:45.938	49.827		18.290	16.152	15.385

Lap	Time of Day	Lap Tm	Diff	S1 Tm	S2 Tm	S3 Tm
(172) Tobias Szecsenyi						
1	14:54:17.201	52.541	+2.833	20.100	16.572	15.869
2	14:55:07.534	50.393	+0.625	18.491	16.296	15.546
3	14:55:57.605	50.071	+0.363	18.337	16.226	15.508
4	14:56:47.770	50.165	+0.457	18.462	16.198	15.505
5	14:57:37.604	49.834	+0.126	18.224	16.149	15.461
6	14:58:27.485	49.881	+0.173	18.238	16.199	15.444
7	14:59:17.351	49.866	+0.158	18.289	16.157	15.420
8	15:00:07.181	49.830	+0.122	18.245	16.147	15.438
9	15:00:56.929	49.748	+0.040	18.237	16.094	15.417
10	15:01:46.637	49.708		18.192	16.141	15.375

Lap	Time of Day	Lap Tm	Diff	S1 Tm	S2 Tm	S3 Tm
(164) Jan Chytil						
1	14:54:15.781	51.243	+1.179	19.219	16.444	15.580
2	14:55:06.119	50.398	+0.274	18.423	16.344	15.571
3	14:55:56.704	50.585	+0.521	18.643	16.321	15.621
4	14:56:46.908	50.204	+0.140	18.378	16.311	15.515
5	14:57:37.124	50.216	+0.152	18.401	16.297	15.518
6	14:58:27.331	50.207	+0.143	18.362	16.341	15.504
7	14:59:17.756	50.425	+0.361	18.610	16.308	15.507
8	15:00:07.999	50.243	+0.179	18.376	16.347	15.520
9	15:00:58.100	50.101	+0.037	18.294	16.282	15.525
10	15:01:48.164	50.064		18.317	16.271	15.476

Lap	Time of Day	Lap Tm	Diff	S1 Tm	S2 Tm	S3 Tm
(185) Oliver Städtler						
1	14:54:17.298	52.713	+2.841	20.049	16.581	16.083
2	14:55:07.833	50.535	+0.663	18.616	16.398	15.521
3	14:55:57.989	50.156	+0.284	18.315	16.309	15.532
4	14:56:48.453	50.464	+0.592	18.559	16.379	15.526
5	14:57:39.458	51.005	+1.133	18.711	16.602	15.692
6	14:58:29.545	50.087	+0.215	18.337	16.225	15.525
7	14:59:19.590	50.045	+0.173	18.279	16.270	15.496
8	15:00:09.610	50.020	+0.148	18.252	16.239	15.529
9	15:00:59.558	49.948	+0.076	18.227	16.245	15.476
10	15:01:49.430	49.872		18.227	16.188	15.457

Lap	Time of Day	Lap Tm	Diff	S1 Tm	S2 Tm	S3 Tm
(110) Marc Alexander Reistrup						

Lap	Time of Day	Lap Tm	Diff	S1 Tm	S2 Tm	S3 Tm
1	14:54:17.507	52.821	+2.931	20.609	16.569	15.643
2	14:55:08.038	50.531	+0.641	18.660	16.333	15.538
3	14:55:58.274	50.236	+0.346	18.425	16.340	15.471
4	14:56:48.581	50.307	+0.417	18.402	16.354	15.551
5	14:57:39.868	51.287	+1.397	18.713	16.545	16.029
6	14:58:29.959	50.091	+0.201	18.446	16.197	15.448
7	14:59:19.860	49.901	+0.011	18.308	16.174	15.419
8	15:00:09.815	49.955	+0.065	18.284	16.239	15.432
9	15:00:59.705	49.890		18.209	16.222	15.459
10	15:01:49.606	49.901	+0.011	18.293	16.187	15.421

Lap	Time of Day	Lap Tm	Diff	S1 Tm	S2 Tm	S3 Tm
(179) Jindrich Svoboda						
1	14:54:17.671	52.871	+2.955	20.719	16.549	15.603
2	14:55:08.588	50.917	+1.001	18.824	16.430	15.663
3	14:55:58.887	50.299	+0.383	18.455	16.337	15.507
4	14:56:48.979	50.092	+0.176	18.388	16.252	15.452
5	14:57:39.804	50.825	+0.909	18.500	16.616	15.709
6	14:58:30.185	50.381	+0.465	18.666	16.278	15.437
7	14:59:20.331	50.146	+0.230	18.370	16.292	15.484
8	15:00:10.363	50.032	+0.116	18.344	16.195	15.493
9	15:01:00.506	50.143	+0.227	18.350	16.244	15.549
10	15:01:50.422	49.916		18.291	16.203	15.422

Lap	Time of Day	Lap Tm	Diff	S1 Tm	S2 Tm	S3 Tm
(195) Lukas Übleis						
1	14:54:18.598	53.722	+3.416	21.345	16.741	15.636
2	14:55:09.210	50.612	+0.306	18.556	16.460	15.596
3	14:55:59.694	50.484	+0.178	18.549	16.370	15.565
4	14:56:50.027	50.393	+0.027	18.453	16.340	15.540
5	14:57:40.729	50.702	+0.396	18.530	16.480	15.692
6	14:58:31.421	50.692	+0.386	18.553	16.452	15.687
7	14:59:21.932	50.511	+0.205	18.560	16.414	15.537
8	15:00:12.370	50.438	+0.132	18.513	16.359	15.566
9	15:01:02.676	50.306		18.489	16.302	15.515
10	15:01:53.130	50.454	+0.148	18.345	16.483	15.626

Lap	Time of Day	Lap Tm	Diff	S1 Tm	S2 Tm	S3 Tm
(188) Nick Ried						
1	14:54:18.012	53.114	+2.747	20.829	16.645	15.640
2	14:55:08.956	50.944	+0.577	18.768	16.460	15.716
3	14:55:59.346	50.390	+0.023	18.549	16.342	15.499
4	14:56:49.761	50.415	+0.048	18.431	16.454	15.530
5	14:57:40.668	50.907	+0.540	18.542	16.387	15.978
6	14:58:31.628	50.960	+0.593	18.754	16.426	15.780
7	14:59:22.174	50.546	+0.179	18.544	16.404	15.598
8	15:00:12.563	50.389	+0.022	18.434	16.375	15.580
9	15:01:02.930	50.367		18.461	16.394	15.512
10	15:01:53.313	50.383	+0.016	18.395	16.405	15.583

Lap	Time of Day	Lap Tm	Diff	S1 Tm	S2 Tm	S3 Tm
(163) Philip Helmchen						
1	14:54:19.455	54.387	+3.817	21.379	17.150	15.858
2	14:55:10.408	50.953	+0.383	18.748	16.445	15.760
3	14:56:01.088	50.680	+0.110	18.602	16.374	15.704
4	14:56:51.770	50.682	+0.112	18.529	16.410	15.743
5	14:57:42.394	50.624	+0.054	18.537	16.374	15.713
6	14:5					

INT. ADAC Kartrennen Wackersdorf

DJKM - OK-J

Pro Kart Raceland Wackersdorf 1,190 Km

Qualifying Heat 1

21.09.2024 14:50

Race (10 Laps) started at 14:53:24

Lap	Time of Day	Lap Tm	Diff	S1 Tm	S2 Tm	S3 Tm	Lap	Time of Day	Lap Tm	Diff	S1 Tm	S2 Tm	S3 Tm
3	14:55:57.519	50.508	+0.434	18.543	16.360	15.605							
4	14:56:48.317	50.798	+0.724	18.860	16.319	15.619							
5	14:57:40.379	52.062	+1.988	18.940	17.285	15.837							
6	14:58:31.331	50.952	+0.878	18.435	16.509	16.008							
7	14:59:21.663	50.332	+0.258	18.480	16.350	15.502							
8	15:00:11.737	50.074		18.257	16.352	15.465							
9	15:01:01.830	50.093	+0.019	18.234	16.329	15.530							
10	15:01:52.989	51.159	+1.085	18.353	17.112	15.694							

(162) Khalil Sodah

1	14:54:20.257	55.151	+4.600	21.221	17.929	16.001							
2	14:55:11.244	50.987	+0.436	18.762	16.578	15.647							
3	14:56:01.990	50.746	+0.195	18.615	16.480	15.651							
4	14:56:52.609	50.619	+0.068	18.563	16.438	15.618							
5	14:57:43.274	50.665	+0.114	18.592	16.463	15.610							
6	14:58:33.997	50.723	+0.172	18.528	16.537	15.658							
7	14:59:24.640	50.643	+0.092	18.557	16.468	15.618							
8	15:00:15.191	50.551		18.504	16.451	15.596							
9	15:01:05.764	50.573	+0.022	18.497	16.496	15.580							
10	15:01:56.341	50.577	+0.026	18.518	16.430	15.629							



INT. ADAC Kartrennen Wackersdorf

Lapchart

DJKM - OK-J

Pro Kart Raceland Wackersdorf 1,190 Km

Qualifying Heat 1

21.09.2024 14:50

Race (10 Laps) started at 14:53:24

Competitors	Laps											
	0	1	2	3	4	5	6	7	8	9	10	
Moritz Groneck (155)	1	155	155	155	155	155	155	155	155	155	155	155
Constantin Papst (120)	2	120	120	120	120	120	120	120	120	120	120	120
Martina Rumlenova (165)	3	165	164	164	165	165	165	165	165	165	165	165
Jan Chytil (164)	4	164	165	165	164	164	164	164	172	172	172	172
Oliver Städtler (185)	5	185	178	178	178	172	172	172	164	164	164	164
Timothy Dobogai (178)	6	178	172	172	172	178	185	185	185	185	185	185
Tobias Szecsenyi (172)	7	172	185	185	185	185	179	110	110	110	110	110
Marc Alexander Reistrup (110)	8	110	174	110	110	110	110	179	179	179	179	179
Filip Planeta (174)	9	174	110	179	179	179	178	174	174	174	174	174
Jindrich Svoboda (179)	10	179	179	174	174	174	174	178	178	178	178	178
Lukas Übleis (195)	11	195	188	188	188	188	188	195	195	195	195	195
Nick Ried (188)	12	188	195	195	195	195	195	188	188	188	188	188
Niko Bognar (106)	13	106	163	163	163	163	163	163	163	163	163	163
Philip Helmchen (163)	14	163	162	162	162	162	162	162	162	162	162	162
Khalil Sodah (162)	15	162										



DJKM - OK-J

Qualifying Heat 2

Track length: 1.190 Km

Race Started: 16:57:12

Best Lap by: 155 - Moritz Groneck - 49,645

Rank	#	Driver	Nat	Sponsor Entrant	Nat	License E-License	Make	laps	T. Time Diff	Best Lap	Penalty	Points
1	155	Moritz Groneck	DEU	CRG Holland	NLD	ITG39313 IBL15521007	CRG/TM/Vega	10	8:20.814	49.645		50
2	165	Martina Rumlenova	CZE	SKYLARKS Karting Team	CZE	ITG24AS0236 IBL2400701	KR/IAME/Vega	10	8:23.577 2.763	50.068		44
3	172	Tobias Szecsenyi	CZE	Hagemann racing	CZE	ITG24AS0191 IBL24AT00371	Exprit/TM/Vega	10	8:24.261 3.447	49.882		41
4	120	Constantin Papst	DEU	ADAC Nordbayern e.V. NEES RACING	DEU	ITG38729 BIC17863	KR/IAME/Vega	10	8:24.528 3.714	50.100		38
5	185	Oliver Städtler	DEU	CV Performance Group	DEU	ITG34878 BIF38321	KR/TM/Vega	10	8:24.542 3.728	50.115		36
6	110	Marc Alexander Reistrup	DNK	CRG Holland	NLD	ITG93629 IBL15521008	CRG/TM/Vega	10	8:27.495 6.681	49.996		34
7	179	Jindrich Svoboda	CZE	Hagemann racing	CZE	ITG24AS0149 IBL24AT00371	Exprit/TM/Vega	10	8:27.862 7.048	50.026		32
8	174	Filip Planeta	CZE	Hagemann racing	CZE	ITG24AS0337 IBL24AT00371	Exprit/TM/Vega	10	8:29.117 8.303	50.352		30
9	195	Lukas Übleis	AUT	Lanari Racing Team	DEU	ITGJK2021 KBF17166	KR/IAME/Vega	10	8:29.169 8.355	50.391		28
10	178	Timothy Dobogai	CZE	David Dobogai	CZE	ITG24AS0121 IBL24AT00111	LN/TM/Vega	10	8:29.991 9.177	50.349		27
11	163	Philip Helmchen	DEU	ADAC Berlin-Brandenburg e.V. ADAC Niedersachsen/ Sachsen-Anhalt e.V.	DEU	ITG44008 BIC38443	Maranello/TM/Vega	10	8:33.181 12.367	50.666		26
12	106	Niko Bogнар	HUN	Maranello SRP Factory Team	DEU	ITG7685 KBF38275	Maranello/TM /Vega	10	8:33.699 12.885	50.597		25
13	162	Khalil Sodah	LTU	Paske Racing	LTU	ITG2024-ITG/007 IBL2024-KL/05	Righetti Ridolfi/TM/Vega	10	8:34.003 13.189	50.628		24
14	188	Nick Ried	DEU	Lanari Racing Team	DEU	NKA10695 KBF17166	KR/IAME/Vega	10	8:34.258 13.444	50.617		23
15	164	Jan Chytil	CZE	Ivo Chytil	CZE	ITG24AS0377 IBL24AT00801	Exprit /TM/Vega	10	8:38.401 17.587	50.341	+ 5 sec	22

Announcements

164 + 5 sec front fairing


Timekeeper
M.Riehmers

Race Director
H.Seidel

Page 1/1

These results are provisional until the conclusion of any judicial and technical matters!

Printed: 21.09.2024 / 17:13



INT. ADAC Kartrennen Wackersdorf

DJKM - OK-J

Pro Kart Raceland Wackersdorf 1,190 Km

Qualifying Heat 2

21.09.2024 16:55

Race (10 Laps) started at 16:57:12

Lap	Time of Day	Lap Tm	Diff	S1 Tm	S2 Tm	S3 Tm
(155) Moritz Groneck						
1	16:58:03.211	50.900	+1.255	18.793	16.309	15.798
2	16:58:53.743	50.532	+0.887	18.497	16.275	15.760
3	16:59:44.091	50.348	+0.703	18.361	16.278	15.709
4	17:00:34.243	50.152	+0.507	18.218	16.287	15.647
5	17:01:24.218	49.975	+0.330	18.166	16.157	15.652
6	17:02:14.105	49.887	+0.242	18.167	16.142	15.578
7	17:03:03.888	49.783	+0.138	18.111	16.091	15.581
8	17:03:53.699	49.811	+0.166	18.134	16.138	15.539
9	17:04:43.480	49.781	+0.136	18.112	16.125	15.544
10	17:05:33.125	49.645		18.108	16.023	15.514

(165) Martina Rumlenova						
1	16:58:03.873	51.491	+1.423	19.364	16.490	15.647
2	16:58:54.421	50.548	+0.480	18.556	16.402	15.590
3	16:59:44.865	50.444	+0.376	18.453	16.382	15.609
4	17:00:35.097	50.232	+0.164	18.423	16.316	15.493
5	17:01:25.288	50.191	+0.123	18.362	16.370	15.459
6	17:02:15.356	50.068		18.362	16.298	15.408
7	17:03:05.431	50.075	+0.007	18.327	16.281	15.467
8	17:03:55.577	50.146	+0.078	18.402	16.302	15.442
9	17:04:45.687	50.110	+0.042	18.354	16.282	15.474
10	17:05:35.888	50.201	+0.133	18.348	16.288	15.565

(172) Tobiasz Szecsenyi						
1	16:58:04.781	52.257	+2.375	19.918	16.589	15.750
2	16:58:55.271	50.490	+0.608	18.466	16.400	15.624
3	16:59:45.528	50.257	+0.375	18.372	16.319	15.566
4	17:00:35.664	50.136	+0.254	18.363	16.250	15.523
5	17:01:25.760	50.096	+0.214	18.286	16.326	15.484
6	17:02:15.927	50.167	+0.285	18.293	16.368	15.506
7	17:03:06.125	50.198	+0.316	18.275	16.245	15.678
8	17:03:56.153	50.028	+0.146	18.279	16.239	15.510
9	17:04:46.035	49.882		18.226	16.191	15.465
10	17:05:36.572	50.537	+0.655	18.228	16.602	15.707

(120) Constantin Papst						
1	16:58:03.594	51.215	+1.115	19.046	16.541	15.628
2	16:58:54.240	50.646	+0.546	18.565	16.461	15.620
3	16:59:44.610	50.370	+0.270	18.439	16.371	15.560
4	17:00:34.933	50.323	+0.223	18.435	16.355	15.533
5	17:01:25.045	50.112	+0.012	18.347	16.296	15.469
6	17:02:15.203	50.158	+0.058	18.283	16.376	15.499
7	17:03:05.303	50.100		18.311	16.280	15.509
8	17:03:55.442	50.139	+0.039	18.335	16.245	15.559
9	17:04:45.580	50.138	+0.038	18.286	16.330	15.522
10	17:05:36.839	51.259	+1.159	18.580	16.539	16.140

(185) Oliver Städtler						
1	16:58:04.186	51.736	+1.621	19.498	16.570	15.668
2	16:58:54.701	50.515	+0.400	18.483	16.455	15.577
3	16:59:45.094	50.393	+0.278	18.406	16.416	15.571
4	17:00:35.374	50.280	+0.165	18.418	16.325	15.537
5	17:01:25.601	50.227	+0.112	18.327	16.407	15.493
6	17:02:15.716	50.115		18.321	16.315	15.479
7	17:03:06.264	50.548	+0.433	18.289	16.540	15.719
8	17:03:56.481	50.217	+0.102	18.337	16.359	15.521
9	17:04:46.599	50.118	+0.003	18.266	16.325	15.527
10	17:05:36.853	50.254	+0.139	18.278	16.309	15.667

(110) Marc Alexander Reistrup						
1	16:58:06.082	53.383	+3.387	20.776	16.826	15.781
2	16:58:56.852	50.770	+0.774	18.771	16.461	15.538
3	16:59:47.629	50.777	+0.781	18.703	16.449	15.625
4	17:00:37.982	50.353	+0.357	18.432	16.336	15.585
5	17:01:28.235	50.253	+0.257	18.339	16.357	15.557
6	17:02:18.411	50.176	+0.180	18.316	16.292	15.568
7	17:03:08.485	50.074	+0.078	18.269	16.276	15.529
8	17:03:58.481	49.996		18.298	16.219	15.479
9	17:04:49.642	51.161	+1.165	18.791	16.644	15.726
10	17:05:39.806	50.164	+0.168	18.335	16.269	15.560

(179) Jindrich Svoboda						
-------------------------------	--	--	--	--	--	--

Lap	Time of Day	Lap Tm	Diff	S1 Tm	S2 Tm	S3 Tm
1	16:58:05.221	52.536	+2.510	20.089	16.658	15.789
2	16:58:56.040	50.819	+0.793	18.602	16.544	15.673
3	16:59:46.477	50.437	+0.411	18.478	16.374	15.585
4	17:00:36.990	50.513	+0.487	18.495	16.428	15.590
5	17:01:27.497	50.507	+0.481	18.433	16.336	15.738
6	17:02:17.903	50.406	+0.380	18.476	16.345	15.585
7	17:03:08.097	50.194	+0.168	18.298	16.297	15.599
8	17:03:58.123	50.026		18.267	16.261	15.498
9	17:04:49.753	51.630	+1.604	19.118	16.772	15.740
10	17:05:40.173	50.420	+0.394	18.401	16.369	15.650

(174) Filip Planeta						
1	16:58:05.874	53.256	+2.904	20.500	16.842	15.914
2	16:58:56.725	50.851	+0.499	18.539	16.580	15.732
3	16:59:48.168	51.443	+1.091	19.082	16.629	15.732
4	17:00:38.745	50.577	+0.225	18.458	16.432	15.687
5	17:01:29.276	50.531	+0.179	18.391	16.443	15.697
6	17:02:19.666	50.390	+0.038	18.329	16.367	15.694
7	17:03:10.092	50.426	+0.074	18.365	16.381	15.680
8	17:04:00.444	50.352		18.339	16.339	15.674
9	17:04:50.959	50.515	+0.163	18.353	16.426	15.736
10	17:05:41.428	50.469	+0.117	18.336	16.425	15.708

(195) Lukas Übleis						
1	16:58:06.022	53.168	+2.777	20.489	16.738	15.941
2	16:58:57.167	51.145	+0.754	18.959	16.570	15.616
3	16:59:48.403	51.236	+0.845	18.773	16.857	15.606
4	17:00:38.808	50.405	+0.014	18.447	16.413	15.545
5	17:01:29.405	50.597	+0.206	18.518	16.479	15.600
6	17:02:19.796	50.391		18.441	16.404	15.546
7	17:03:10.199	50.403	+0.012	18.459	16.429	15.515
8	17:04:00.651	50.452	+0.061	18.468	16.451	15.533
9	17:04:51.078	50.427	+0.036	18.519	16.386	15.522
10	17:05:41.480	50.402	+0.011	18.491	16.398	15.513

(178) Timothy Dobogai						
1	16:58:06.446	53.824	+3.475	20.998	16.886	15.940
2	16:58:57.446	51.000	+0.651	18.677	16.652	15.671
3	16:59:49.029	51.583	+1.234	18.649	16.848	16.086
4	17:00:39.724	50.695	+0.346	18.469	16.498	15.728
5	17:01:30.263	50.539	+0.190	18.342	16.481	15.716
6	17:02:20.673	50.410	+0.061	18.334	16.364	15.712
7	17:03:11.165	50.492	+0.143	18.332	16.442	15.718
8	17:04:01.514	50.349		18.348	16.380	15.621
9	17:04:51.889	50.375	+0.026	18.290	16.363	15.722
10	17:05:42.302	50.413	+0.064	18.306	16.458	15.649

(163) Philip Helmchen						
1	16:58:06.667	53.722	+3.056	20.868	16.982	15.872
2	16:58:57.785	51.118	+0.452	18.665	16.696	15.757
3	16:59:49.099	51.314	+0.648	18.650	16.606	16.058
4	17:00:40.162	51.063	+0.397	18.571	16.634	15.858
5	17:01:31.189	51.027	+0.361	18.542	16.618	15.867
6	17:02:22.004	50.815	+0.149	18.420	16.557	15.838
7	17:03:12.935	50.931	+0.265	18.632	16.534	15.765
8	17:04:03.735	50.800	+0.134	18.585	16.479	15.736
9	17:04:54.826	51.091	+0.425	18.484	16.677	15.930
10	17:05:45.492	50.666		18.433	16.434	15.799

(106) Niko Bogнар						
1	16:58:07.539	54.567	+3.970	20.836	17.540	16.191
2	16:58:58.594	51.055	+0.458	18.743	16.566	15.746

INT. ADAC Kartrennen Wackersdorf

DJKM - OK-J

Pro Kart Raceland Wackersdorf 1,190 Km

Qualifying Heat 2

21.09.2024 16:55

Race (10 Laps) started at 16:57:12

Lap	Time of Day	Lap Tm	Diff	S1 Tm	S2 Tm	S3 Tm	Lap	Time of Day	Lap Tm	Diff	S1 Tm	S2 Tm	S3 Tm
3	16:59:50.642	51.088	+0.460	18.786	16.560	15.742							
4	17:00:41.561	50.919	+0.291	18.656	16.564	15.699							
5	17:01:32.365	50.804	+0.176	18.582	16.512	15.710							
6	17:02:23.009	50.644	+0.016	18.544	16.451	15.649							
7	17:03:14.197	51.188	+0.560	18.969	16.571	15.648							
8	17:04:04.825	50.628		18.514	16.496	15.618							
9	17:04:55.592	50.767	+0.139	18.568	16.506	15.693							
10	17:05:46.314	50.722	+0.094	18.507	16.466	15.749							

(188) Nick Ried

1	16:58:07.979	55.150	+4.533	21.650	17.211	16.289
2	16:58:59.361	51.382	+0.765	18.855	16.683	15.844
3	16:59:50.273	50.912	+0.295	18.697	16.502	15.713
4	17:00:41.063	50.790	+0.173	18.546	16.511	15.733
5	17:01:31.815	50.752	+0.135	18.623	16.445	15.684
6	17:02:22.574	50.759	+0.142	18.480	16.465	15.814
7	17:03:14.397	51.823	+1.206	19.513	16.609	15.701
8	17:04:05.014	50.617		18.534	16.471	15.612
9	17:04:55.735	50.721	+0.104	18.575	16.483	15.663
10	17:05:46.569	50.834	+0.217	18.619	16.985	15.830

(164) Jan Chytil

1	16:58:07.759	55.237	+4.896	21.682	17.323	16.232
2	16:58:58.845	51.086	+0.745	18.784	16.574	15.728
3	16:59:49.716	50.871	+0.530	18.552	16.559	15.760
4	17:00:40.841	51.125	+0.784	18.489	16.498	16.138
5	17:01:31.585	50.744	+0.403	18.529	16.539	15.676
6	17:02:22.367	50.782	+0.441	18.468	16.492	15.822
7	17:03:13.661	51.294	+0.953	19.238	16.394	15.662
8	17:04:04.002	50.341		18.349	16.420	15.572
9	17:04:55.110	51.108	+0.767	18.561	16.497	16.050
10	17:05:45.712	50.602	+0.261	18.497	16.369	15.746



INT. ADAC Kartrennen Wackersdorf

Lapchart

DJKM - OK-J

Pro Kart Raceland Wackersdorf 1,190 Km

Qualifying Heat 2

21.09.2024 16:55

Race (10 Laps) started at 16:57:12

Competitors	Laps										
	0	1	2	3	4	5	6	7	8	9	10
Moritz Groneck (155)	1	155	155	155	155	155	155	155	155	155	155
Constantin Papst (120)	2	120	120	120	120	120	120	120	120	120	165
Martina Rumlenova (165)	3	165	165	165	165	165	165	165	165	165	172
Oliver Städtler (185)	4	185	185	185	185	185	185	172	172	172	120
Jan Chytil (164)	5	164	172	172	172	172	172	185	185	185	185
Tobias Szecsenyi (172)	6	172	179	179	179	179	179	179	179	110	110
Filip Planeta (174)	7	174	174	174	110	110	110	110	110	179	179
Timothy Dobogai (178)	8	178	195	110	174	174	174	174	174	174	174
Jindrich Svoboda (179)	9	179	110	195	195	195	195	195	195	195	195
Marc Alexander Reistrup (110)	10	110	178	178	178	178	178	178	178	178	178
Nick Ried (188)	11	188	163	163	163	163	163	163	163	163	163
Lukas Übleis (195)	12	195	106	106	106	106	106	106	106	106	164
Philip Helmchen (163)	13	163	164	164	164	164	164	164	164	164	106
Niko Bognar (106)	14	106	188	188	188	188	188	162	162	162	162
Khalil Sodah (162)	15	162	162	162	162	162	162	188	188	188	188



DKM Round 6
DJKM - OK-J
Wackersdorf II
Ranking after Heats

Pos. No.	Firstname	Lastname	Nat.		Nat.		Sponsor	Total points			Heat 1	Heat 2
			Dri	Entrant	Ent	Make		QP	PTS	Diff.		
1	155	Moritz	Groneck	DEU CRG Holland	NLD	CRG/TM/Vega		1	100		50	50
2	165	Martina	Rumlenova	CZE SKYLARKS Karting Team	CZE	KR/IAME/Vega		2	85	15	41	44
3	120	Constantin	Papst	DEU NEES RACING	DEU	KR/IAME/Vega	ADAC Nordbayern e.V.	4	82	18	44	38
4	172	Tobias	Szecsenyi	CZE Hagemann racing	CZE	Expriit/TM/Vega		5	79	21	38	41
5	185	Oliver	Städtler	DEU CV Performance Group	DEU	KR/TM/Vega		3	70	30	34	36
6	110	Marc Alexander	Reistrup	DNK CRG Holland	NLD	CRG/TM/Vega		10	66	34	32	34
7	179	Jindrich	Svoboda	CZE Hagemann racing	CZE	Expriit/TM/Vega		9	62	38	30	32
8	164	Jan	Chytil	CZE Ivo Chytil	CZE	Expriit /TM/Vega		6	58	42	36	22
9	195	Lukas	Übleis	AUT Lanari Racing Team	DEU	KR/IAME/Vega		11	56	44	28	28
10	174	Filip	Planeta	CZE Hagemann racing	CZE	Expriit/TM/Vega		7	55	45	25	30
11	163	Philip	Helmchen	DEU ADAC Niedersachsen/ Sachsen-Anhalt e.V.	DEU	Maranello/TM/Vega	ADAC Berlin-Brandenburg e.V.	14	52	48	26	26
12	178	Timothy	Dobogai	CZE David Dobogai	CZE	LN/TM/Vega		8	51	49	24	27
13	188	Nick	Ried	DEU Lanari Racing Team	DEU	KR/IAME/Vega		12	50	50	27	23
14	106	Niko	Bognar	HUN Maranello SRP Factory Team	DEU	Maranello/TM /Vega		13	47	53	22	25
15	162	Khalil	Sodah	LTU Paske Racing	LTU	Righetti Ridolfi/TM/Vega		15	47	53	23	24

Announcements: These results are provisional until the conclusion of any judicial and technical matters

Racedirector Horst Seidel:



Timekeeping Monika Riehmers:



Printed: 21.09.2024 17:24

Posted at: h



DKM Round 6

Class: DJKM - OK-J

Date/Time: 22.09.2024 11:19

Track:

Heat:

Laps:

Wackersdorf II

Superheat

12 laps

Edition 1

	18	
35		36
	17	
33		34
	16	
31		32
	15	
29		30
	14	
27		28
	13	
25		26
	12	
23		24
	11	
21		22
	10	
19		20
	9	
17		18
Khalil Sodah	162	Righetti Ridolfi/TM/Vega
	15	
Nick Ried	188	KR/IAME/Vega
	13	
Philip Helmchen	163	Maranello/TM/Vega
	11	
Lukas Übleis	195	KR/IAME/Vega
	9	
Jindrich Svoboda	179	Exprit/TM/Vega
	7	
Oliver Städtler	185	KR/TM/Vega
	5	
Constantin Papst	120	KR/IAME/Vega
	3	
Moritz Groneck	155	CRG/TM/Vega
	1	
	8	
	7	Niko Bognar
	14	106
	14	Maranello/TM/Vega
	6	178
	12	Timothy Dobogai
	12	LN/TM/Vega
	5	174
	10	Filip Planeta
	10	Exprit/TM/Vega
	4	164
	8	Jan Chytil
	8	Exprit /TM/Vega
	3	110
	6	Marc Alexander Reistrup
	6	CRG/TM/Vega
	2	172
	4	Tobias Szecsenyi
	4	Exprit/TM/Vega
	1	165
	2	Martina Rumlenova
	2	KR/IAME/Vega

Pole Position

printed 21.09.2024 17:24



DJKM - OK-J

Warm Up Super Heat

Track length: 1.190 Km

Session Started: 8:44:01

Best Lap by: 185 - Oliver Städtler - 49.808

Rank	#	Driver	Nat	Sponsor Entrant	Nat	License E-License	Make	laps	Best Lap	Diff	In Lap	Penalty
1	185	Oliver Städtler	DEU	CV Performance Group	DEU	ITG34878 BIF38321	KR/TM/Vega	6	49.808		6	
2	155	Moritz Groneck	DEU	CRG Holland	NLD	ITG39313 IBL15521007	CRG/TM/Vega	6	49.836	0.028	5	
3	165	Martina Rumlenova	CZE	SKYLARKS Karting Team	CZE	ITG24AS0236 IBL2400701	KR/IAME/Vega	6	49.884	0.076	4	
4	195	Lukas Übleis	AUT	Lanari Racing Team	DEU	ITGJK2021 KBF17166	KR/IAME/Vega	6	49.971	0.163	6	
5	172	Tobias Szecsenyi	CZE	Hagemann racing	CZE	ITG24AS0191 IBL24AT00371	Exprit/TM/Vega	6	49.978	0.170	6	
6	120	Constantin Papst	DEU	ADAC Nordbayern e.V. NEES RACING	DEU	ITG38729 BIC17863	KR/IAME/Vega	6	50.061	0.253	6	
7	174	Filip Planeta	CZE	Hagemann racing	CZE	ITG24AS0337 IBL24AT00371	Exprit/TM/Vega	6	50.071	0.263	6	
8	110	Marc Alexander Reistrup	DNK	CRG Holland	NLD	ITG93629 IBL15521008	CRG/TM/Vega	6	50.105	0.297	5	
9	178	Timothy Dobogai	CZE	David Dobogai	CZE	ITG24AS0121 IBLE24AT00111	LN/TM/Vega	6	50.137	0.329	6	
10	179	Jindrich Svoboda	CZE	Hagemann racing	CZE	ITG24AS0149 IBL24AT00371	Exprit/TM/Vega	6	50.151	0.343	5	
11	188	Nick Ried	DEU	Lanari Racing Team	DEU	NKA10695 KBF17166	KR/IAME/Vega	6	50.190	0.382	6	
12	164	Jan Chytil	CZE	Ivo Chytil	CZE	ITG24AS0377 IBL24AT00801	Exprit /TM/Vega	6	50.303	0.495	4	
13	106	Niko Bognar	HUN	Maranello SRP Factory Team	DEU	ITG7685 KBF38275	Maranello/TM /Vega	6	50.380	0.572	6	
14	162	Khalil Sodah	LTU	Paske Racing	LTU	ITG2024-ITG/007 IBL2024-KL/05	Righetti Ridolfi/TM/Vega	6	50.836	1.028	6	
15	163	Philip Helmchen	DEU	ADAC Berlin-Brandenburg e.V. ADAC Niedersachsen/ Sachsen-Anhalt e.V.	DEU	ITG44008 BIC38443	Maranello/TM/Vega	6	50.975	1.167	4	


Timekeeper
M.Riehmers

Race Director
H.Seidel

Page 1/1

These results are provisional until the conclusion of any judicial and technical matters!

Printed: 22.09.2024 / 08:50



INT. ADAC Kartrennen Wackersdorf

DJKM - OK-J

Pro Kart Raceland Wackersdorf 1,190 Km

Warm Up Super Heat

22.09.2024 08:44

Practice (6:00 Time) started at 8:44:01

Lap	Time of Day	Lap Tm	Diff	S1 Tm	S2 Tm	S3 Tm
(185) Oliver Städtler						
1	8:46:52.146	51.266	+1.458	19.013	16.630	15.623
2	8:46:42.455	50.309	+0.501	18.450	16.343	15.516
3	8:47:32.550	50.095	+0.287	18.284	16.306	15.505
4	8:48:22.360	49.810	+0.002	18.188	16.185	15.437
5	8:49:12.205	49.845	+0.037	18.227	16.178	15.440
6	8:50:02.013	49.808		18.248	16.162	15.398

Lap	Time of Day	Lap Tm	Diff	S1 Tm	S2 Tm	S3 Tm
(155) Moritz Groneck						
1	8:46:01.956	51.650	+1.814	19.148	16.662	15.840
2	8:46:52.639	50.683	+0.847	18.509	16.505	15.669
3	8:47:43.444	50.805	+0.969	18.813	16.452	15.540
4	8:48:33.436	49.992	+0.156	18.207	16.257	15.528
5	8:49:23.272	49.836		18.184	16.145	15.507
6	8:50:13.163	49.891	+0.055	18.232	16.135	15.524

Lap	Time of Day	Lap Tm	Diff	S1 Tm	S2 Tm	S3 Tm
(165) Martina Rumlenova						
1	8:46:05.820	51.766	+1.882	19.181	16.857	15.728
2	8:46:56.418	50.598	+0.714	18.416	16.614	15.568
3	8:47:46.485	50.067	+0.183	18.336	16.291	15.440
4	8:48:36.369	49.884		18.245	16.266	15.373
5	8:49:26.432	50.063	+0.179	18.221	16.250	15.592
6	8:50:16.336	49.904	+0.020	18.276	16.268	15.360

Lap	Time of Day	Lap Tm	Diff	S1 Tm	S2 Tm	S3 Tm
(195) Lukas Übleis						
1	8:46:04.045	53.380	+3.409	19.930	17.567	15.883
2	8:46:54.943	50.898	+0.927	18.826	16.522	15.550
3	8:47:45.109	50.166	+0.195	18.409	16.313	15.444
4	8:48:35.347	50.238	+0.267	18.414	16.236	15.588
5	8:49:26.181	50.834	+0.863	18.780	16.534	15.520
6	8:50:16.152	49.971		18.344	16.269	15.358

Lap	Time of Day	Lap Tm	Diff	S1 Tm	S2 Tm	S3 Tm
(172) Tobiasz Szecsenyi						
1	8:46:03.477	51.983	+2.005	19.266	16.949	15.768
2	8:46:54.015	50.538	+0.560	18.593	16.433	15.512
3	8:47:44.066	50.051	+0.073	18.393	16.235	15.423
4	8:48:34.449	50.383	+0.405	18.683	16.253	15.447
5	8:49:24.508	50.069	+0.081	18.454	16.238	15.367
6	8:50:14.486	49.978		18.406	16.182	15.390

Lap	Time of Day	Lap Tm	Diff	S1 Tm	S2 Tm	S3 Tm
(120) Constantin Papst						
1	8:46:13.755	52.836	+2.775	20.070	17.010	15.756
2	8:47:04.479	50.724	+0.663	18.674	16.511	15.539
3	8:47:54.997	50.518	+0.457	18.563	16.390	15.565
4	8:48:45.082	50.085	+0.024	18.383	16.250	15.452
5	8:49:35.241	50.159	+0.098	18.487	16.258	15.414
6	8:50:25.302	50.061		18.318	16.302	15.441

Lap	Time of Day	Lap Tm	Diff	S1 Tm	S2 Tm	S3 Tm
(174) Filip Planeta						
1	8:46:06.647	52.358	+2.287	19.178	17.091	16.089
2	8:46:57.267	50.620	+0.549	18.669	16.425	15.526
3	8:47:47.640	50.373	+0.302	18.569	16.347	15.457
4	8:48:37.853	50.213	+0.142	18.397	16.302	15.514
5	8:49:27.988	50.135	+0.064	18.343	16.344	15.448
6	8:50:18.059	50.071		18.391	16.267	15.413

Lap	Time of Day	Lap Tm	Diff	S1 Tm	S2 Tm	S3 Tm
(110) Marc Alexander Reistrup						
1	8:46:00.764	52.217	+2.112	19.523	16.867	15.827
2	8:46:52.175	51.411	+1.306	19.087	16.679	15.645
3	8:47:43.890	51.715	+1.610	19.396	16.621	15.698
4	8:48:34.296	50.406	+0.301	18.562	16.317	15.527
5	8:49:24.401	50.105		18.361	16.239	15.505
6	8:50:14.951	50.550	+0.445	18.703	16.367	15.480

Lap	Time of Day	Lap Tm	Diff	S1 Tm	S2 Tm	S3 Tm
(178) Timothy Dobogai						
1	8:46:07.294	52.578	+2.441	19.511	17.134	15.933
2	8:46:58.430	51.136	+0.999	18.759	16.662	15.715
3	8:47:49.186	50.756	+0.619	18.717	16.342	15.697
4	8:48:39.835	50.649	+0.512	18.551	16.471	15.627
5	8:49:30.268	50.433	+0.296	18.503	16.353	15.577
6	8:50:20.405	50.137		18.313	16.277	15.547

Lap	Time of Day	Lap Tm	Diff	S1 Tm	S2 Tm	S3 Tm
(179) Jindrich Svoboda						

Lap	Time of Day	Lap Tm	Diff	S1 Tm	S2 Tm	S3 Tm
(188) Nick Ried						
1	8:46:11.139	53.228	+3.077	19.919	17.288	16.021
2	8:47:02.194	51.055	+0.904	18.808	16.532	15.715
3	8:47:55.458	53.264	+3.113	18.676	18.018	16.570
4	8:48:45.918	50.460	+0.309	18.596	16.277	15.587
5	8:49:36.069	50.151		18.339	16.284	15.528
6	8:50:26.252	50.183	+0.032	18.424	16.299	15.460

Lap	Time of Day	Lap Tm	Diff	S1 Tm	S2 Tm	S3 Tm
(164) Jan Chytil						
1	8:46:06.807	54.805	+4.615	20.569	17.791	16.445
2	8:46:58.135	51.328	+1.138	19.045	16.690	15.593
3	8:47:49.394	51.259	+1.069	19.125	16.522	15.612
4	8:48:40.005	50.611	+0.421	18.550	16.476	15.585
5	8:49:30.885	50.880	+0.690	18.733	16.497	15.650
6	8:50:21.075	50.190		18.515	16.229	15.446

Lap	Time of Day	Lap Tm	Diff	S1 Tm	S2 Tm	S3 Tm
(106) Niko Bognar						
1	8:46:00.879	51.488	+1.185	19.059	16.739	15.690
2	8:46:51.934	51.055	+0.752	18.755	16.604	15.696
3	8:47:42.391	50.457	+0.154	18.491	16.397	15.569
4	8:48:32.694	50.303		18.360	16.390	15.553
5	8:49:23.075	50.381	+0.078	18.478	16.376	15.527
6	8:50:13.520	50.445	+0.142	18.602	16.368	15.475

Lap	Time of Day	Lap Tm	Diff	S1 Tm	S2 Tm	S3 Tm
(106) Niko Bognar						
1	8:45:59.183	52.332	+1.952	19.453	17.009	15.870
2	8:46:50.415	51.232	+0.852	18.859	16.604	15.769
3	8:47:41.225	50.810	+0.430	18.589	16.448	15.773
4	8:48:31.945	50.720	+0.340	18.649	16.417	15.654
5	8:49:22.583	50.638	+0.258	18.688	16.319	15.631
6	8:50:12.963	50.380		18.442	16.327	15.611

Lap	Time of Day	Lap Tm	Diff	S1 Tm	S2 Tm	S3 Tm
(162) Khalil Sodah						
1	8:46:00.378	53.101	+2.265	19.668	17.222	16.211
2	8:46:52.036	51.658	+0.822	18.992	16.748	15.918
3	8:47:43.752	51.716	+0.880	19.109	16.637	15.970
4	8:48:35.222	51.470	+0.634	19.201	16.623	15.646
5	8:49:26.659	51.437	+0.601	18.773	16.535	16.129
6	8:50:17.495	50.836		18.636	16.535	15.665

Lap	Time of Day	Lap Tm	Diff	S1 Tm	S2 Tm	S3 Tm
(163) Philip Helmchen						
1	8:46:05.231	53.083	+2.108	19.979	17.125	15.979
2	8:46:56.887	51.656	+0.681	18.851	16.996	15.809
3	8:47:48.603	51.716	+0.741	19.084	16.741	15.891
4	8:48:39.578	50.975		18.707	16.573	15.695
5	8:49:31.158	51.580	+0.605	18.974	16.567	16.039
6	8:50:22.456	51.298	+0.323	18.650	16.598	16.050

Orbits



DJKM - OK-J

Super Heat

Track length: 1.190 Km

Race Started: 11:21:12

Best Lap by: 155 - Moritz Groneck - 49.656

Rank	#	Driver	Nat	Sponsor Entrant	Nat	License E-License	Make	laps	T. Time Diff	Best Lap	Penalty	Points
1	0	155 Moritz Groneck	DEU	CRG Holland	NLD	ITG39313 IBL15521007	CRG/TM/Vega	12	9:59.312 2.242	49.656		75
2	2	172 Tobias Szecsenyi	CZE	Hagemann racing	CZE	ITG24AS0191 IBL24AT00371	Exprit/TM/Vega	12	10:01.554 2.915	49.769		69
3	-1	165 Martina Rumlenova	CZE	SKYLARKS Karting Team	CZE	ITG24AS0236 IBL2400701	KR/IAME/Vega	12	10:02.227 4.181	49.823		63
4	2	110 Marc Alexander Reistrup	DNK	CRG Holland	NLD	ITG93629 IBL15521008	CRG/TM/Vega	12	10:02.374 3.062	49.836		57
5	0	185 Oliver Städtler	DEU	CV Performance Group	DEU	ITG34878 BIF38321	KR/TM/Vega	12	10:03.493 4.181	49.767		51
6	-3	120 Constantin Papst	DEU	ADAC Nordbayern e.V. NEES RACING	DEU	ITG38729 BIC17863	KR/IAME/Vega	12	10:05.879 6.567	50.081		48
7	2	195 Lukas Übleis	AUT	Lanari Racing Team	DEU	ITGJK2021 KBF17166	KR/IAME/Vega	12	10:06.542 7.230	50.078		45
8	2	174 Filip Planeta	CZE	Hagemann racing	CZE	ITG24AS0337 IBL24AT00371	Exprit/TM/Vega	12	10:09.983 10.671	50.191		42
9	5	106 Niko Bognar	HUN	Maranello SRP Factory Team	DEU	ITG7685 KBF38275	Maranello/TM /Vega	12	10:13.345 14.033	50.390		39
10	-2	164 Jan Chytil	CZE	Ivo Chytil	CZE	ITG24AS0377 IBL24AT00801	Exprit /TM/Vega	12	10:15.457 16.145	50.159		36
11	0	163 Philip Helmchen	DEU	ADAC Berlin-Brandenburg e.V. ADAC Niedersachsen/ Sachsen-Anhalt e.V.	DEU	ITG44008 BIC38443	Maranello/TM/Vega	12	10:15.979 16.667	50.424		34
12	0	178 Timothy Dobogai	CZE	David Dobogai	CZE	ITG24AS0121 IBLE24AT00111	LN/TM/Vega	12	10:16.314 17.002	50.160		32
13	2	162 Khalil Sodah	LTU	Paske Racing	LTU	ITG2024-ITG/007 IBL2024-KL/05	Righetti Ridolfi/TM/Vega	12	10:18.834 19.522	50.427	+ 5 sec	30
14	-1	188 Nick Ried	DEU	Lanari Racing Team	DEU	NKA10695 KBF17166	KR/IAME/Vega	10	8:33.060 2 Laps	50.221		28
15	-8	179 Jindrich Svoboda	CZE	Hagemann racing	CZE	ITG24AS0149 IBL24AT00371	Exprit/TM/Vega	4	3:26.408 8 Laps	50.620		26

Announcements

162 + 5 sec push


Timekeeper
M.Riehmers

Race Director
H.Seidel

Page 1/1

These results are provisional until the conclusion of any judicial and technical matters!

Printed: 22.09.2024 / 11:48



INT. ADAC Kartrennen Wackersdorf

DJKM - OK-J

Pro Kart Raceland Wackersdorf 1,190 Km

Super Heat

22.09.2024 11:19

Race (12 Laps) started at 11:21:12

Lap	Time of Day	Lap Tm	Diff	S1 Tm	S2 Tm	S3 Tm
(155) Moritz Groneck						
1	11:22:03.416	50.971	+1.315	18.833	16.407	15.731
2	11:22:53.704	50.288	+0.632	18.430	16.208	15.650
3	11:23:43.930	50.226	+0.570	18.295	16.240	15.691
4	11:24:33.815	49.885	+0.229	18.191	16.137	15.557
5	11:25:23.660	49.845	+0.189	18.171	16.132	15.542
6	11:26:13.568	49.908	+0.252	18.167	16.162	15.579
7	11:27:03.325	49.757	+0.101	18.164	16.118	15.475
8	11:27:53.024	49.699	+0.043	18.096	16.075	15.528
9	11:28:42.754	49.730	+0.074	18.072	16.142	15.516
10	11:29:32.438	49.684	+0.028	18.092	16.113	15.479
11	11:30:22.094	49.656		18.120	16.074	15.462
12	11:31:11.757	49.663	+0.007	18.108	16.035	15.520

(172) Tobias Szecsenyi						
1	11:22:03.898	51.387	+1.618	19.177	16.553	15.657
2	11:22:54.332	50.434	+0.665	18.465	16.413	15.556
3	11:23:44.623	50.291	+0.522	18.389	16.335	15.567
4	11:24:34.704	50.081	+0.312	18.304	16.233	15.544
5	11:25:24.669	49.965	+0.196	18.249	16.228	15.488
6	11:26:14.654	49.985	+0.216	18.283	16.209	15.493
7	11:27:04.593	49.939	+0.170	18.203	16.259	15.477
8	11:27:54.591	49.998	+0.229	18.274	16.243	15.481
9	11:28:44.464	49.873	+0.104	18.244	16.178	15.451
10	11:29:34.392	49.928	+0.159	18.243	16.208	15.477
11	11:30:24.161	49.769		18.206	16.103	15.460
12	11:31:13.999	49.838	+0.069	18.202	16.151	15.485

(165) Martina Rumlenova						
1	11:22:04.490	51.897	+2.074	19.660	16.649	15.588
2	11:22:54.865	50.375	+0.552	18.542	16.351	15.482
3	11:23:45.042	50.177	+0.354	18.385	16.304	15.488
4	11:24:35.088	50.046	+0.223	18.352	16.242	15.452
5	11:25:25.149	50.061	+0.238	18.358	16.235	15.468
6	11:26:15.204	50.055	+0.232	18.365	16.237	15.453
7	11:27:05.115	49.911	+0.088	18.311	16.200	15.400
8	11:27:55.038	49.923	+0.100	18.279	16.237	15.407
9	11:28:44.945	49.907	+0.084	18.331	16.180	15.396
10	11:29:34.824	49.879	+0.056	18.305	16.171	15.403
11	11:30:24.647	49.823		18.306	16.147	15.370
12	11:31:14.672	50.025	+0.202	18.330	16.243	15.452

(110) Marc Alexander Reistrup						
1	11:22:04.761	52.183	+2.347	19.999	16.590	15.594
2	11:22:55.131	50.370	+0.534	18.522	16.332	15.516
3	11:23:45.439	50.308	+0.472	18.402	16.326	15.580
4	11:24:35.526	50.087	+0.251	18.331	16.282	15.474
5	11:25:25.492	49.966	+0.130	18.264	16.248	15.454
6	11:26:15.517	50.025	+0.189	18.285	16.272	15.468
7	11:27:05.464	49.947	+0.111	18.306	16.195	15.446
8	11:27:55.358	49.894	+0.058	18.226	16.201	15.467
9	11:28:45.225	49.867	+0.031	18.309	16.131	15.427
10	11:29:35.061	49.836		18.279	16.154	15.403
11	11:30:24.909	49.848	+0.012	18.274	16.143	15.431
12	11:31:14.819	49.910	+0.074	18.251	16.238	15.421

(185) Oliver Städtler						
1	11:22:05.483	52.767	+3.000	20.495	16.656	15.616
2	11:22:55.956	50.473	+0.706	18.530	16.436	15.507
3	11:23:46.231	50.275	+0.508	18.431	16.357	15.487
4	11:24:36.691	50.460	+0.693	18.386	16.405	15.669
5	11:25:26.773	50.082	+0.315	18.318	16.285	15.479
6	11:26:16.746	49.973	+0.206	18.240	16.261	15.472
7	11:27:06.737	49.991	+0.224	18.280	16.257	15.454
8	11:27:56.567	49.830	+0.063	18.219	16.209	15.402
9	11:28:46.418	49.851	+0.084	18.209	16.242	15.400
10	11:29:36.277	49.859	+0.092	18.286	16.193	15.380
11	11:30:26.044	49.767		18.205	16.164	15.398
12	11:31:15.938	49.894	+0.127	18.275	16.210	15.409

(120) Constantin Papst						
1	11:22:05.082	52.420	+2.339	20.225	16.590	15.605
2	11:22:55.699	50.617	+0.536	18.555	16.462	15.600

(195) Lukas Übleis						
3	11:23:46.021	50.322	+0.241	18.430	16.328	15.564
4	11:24:36.863	50.842	+0.761	18.461	16.401	15.980
5	11:25:27.064	50.201	+0.120	18.352	16.297	15.552
6	11:26:17.357	50.293	+0.212	18.314	16.373	15.606
7	11:27:07.528	50.171	+0.090	18.302	16.304	15.565
8	11:27:57.727	50.199	+0.118	18.357	16.293	15.549
9	11:28:47.855	50.128	+0.047	18.288	16.284	15.556
10	11:29:38.052	50.197	+0.116	18.358	16.265	15.574
11	11:30:28.243	50.191	+0.110	18.377	16.266	15.548
12	11:31:18.324	50.081		18.393	16.209	15.479


(174) Filip Planeta						
1	11:22:05.910	52.975	+2.897	20.557	16.851	15.567
2	11:22:56.894	50.984	+0.906	18.852	16.602	15.530
3	11:23:47.379	50.485	+0.407	18.483	16.435	15.567
4	11:24:37.640	50.261	+0.183	18.433	16.315	15.513
5	11:25:27.961	50.321	+0.243	18.479	16.373	15.469
6	11:26:18.200	50.239	+0.161	18.408	16.300	15.531
7	11:27:08.312	50.112	+0.034	18.386	16.312	15.414
8	11:27:58.433	50.121	+0.043	18.392	16.271	15.458
9	11:28:48.511	50.078		18.400	16.269	15.409
10	11:29:38.656	50.145	+0.067	18.379	16.264	15.502
11	11:30:28.858	50.202	+0.124	18.364	16.309	15.529
12	11:31:18.987	50.129	+0.051	18.386	16.304	15.439

(106) Niko Bognar						
1	11:22:07.065	54.264	+4.073	21.352	17.056	15.856
2	11:22:57.852	50.787	+0.596	18.620	16.518	15.649
3	11:23:48.241	50.389	+0.198	18.435	16.359	15.595
4	11:24:39.014	50.773	+0.582	18.487	16.424	15.862
5	11:25:29.833	50.819	+0.628	18.856	16.359	15.604
6	11:26:20.376	50.543	+0.352	18.346	16.449	15.748
7	11:27:10.608	50.232	+0.041	18.345	16.321	15.566
8	11:28:01.063	50.455	+0.264	18.405	16.397	15.653
9	11:28:51.470	50.407	+0.216	18.338	16.413	15.656
10	11:29:41.856	50.386	+0.195	18.397	16.413	15.576
11	11:30:32.047	50.191		18.362	16.282	15.547
12	11:31:22.428	50.381	+0.190	18.378	16.372	15.631

(164) Jan Chytil						
1	11:22:07.919	54.791	+4.401	21.587	17.136	16.068
2	11:22:59.514	51.595	+1.205	18.988	16.839	15.768
3	11:23:50.413	50.899	+0.509	18.593	16.479	15.827
4	11:24:40.865	50.452	+0.062	18.446	16.375	15.632
5	11:25:31.561	50.696	+0.306	18.570	16.485	15.641
6	11:26:22.063	50.502	+0.112	18.384	16.441	15.677
7	11:27:13.026	50.963	+0.573	18.485	16.367	16.111
8	11:28:03.668	50.642	+0.252	18.580	16.449	15.613
9	11:28:54.258	50.590	+0.200	18.478	16.419	15.693
10	11:29:44.787	50.529	+0.139	18.465	16.357	15.707
11	11:30:35.400	50.613	+0.223	18.572	16.367	15.674
12	11:31:25.790	50.390		18.466	16.267	15.657

(163) Philip Helmchen						
1	11:22:06.099	53.377	+3.218	21.039	16.723	15.615
2	11:22:57.052	50.953	+0.794	18.836	16.592	15.525
3	11:23:47.454	50.402	+0.243	18.604	16.331	15.467
4	11:24:38.674	51.220	+1.061	18.765	16.387	16.068
5	11:25:31.919	53.245	+3.086	21.228	16.483	15.534
6	11:26:22.241	50.322	+0.163	18.577	16.294	15.451
7	11:27:12.967	50.726	+0.567	18.424	16.425	15.877
8	11:28:04.719	51.752	+1.593	19.848	16.419	15.485
9	11:28:55.549	50.830	+0.671	18.867	16.461	15.502
10	11:29:45.708	50.159		18.448	16.246	15.465
11	11:30:37.669	51.961	+1.802	18.512	17.788	15.661
12	11:31:27.902	50.233	+0.074	18.426	16.255	15.552

Orbits



INT. ADAC Kartrennen Wackersdorf

DJKM - OK-J

Pro Kart Raceland Wackersdorf 1,190 Km

Super Heat

22.09.2024 11:19

Race (12 Laps) started at 11:21:12

Lap	Time of Day	Lap Tm	Diff	S1 Tm	S2 Tm	S3 Tm	Lap	Time of Day	Lap Tm	Diff	S1 Tm	S2 Tm	S3 Tm
7	11:27:14.624	50.643	+0.219	18.476	16.430	15.737							
8	11:28:05.535	50.911	+0.487	18.731	16.452	15.728							
9	11:28:55.959	50.424		18.482	16.344	15.598							
10	11:29:46.805	50.846	+0.422	18.752	16.442	15.652							
11	11:30:37.923	51.118	+0.694	18.510	16.936	15.672							
12	11:31:28.424	50.501	+0.077	18.420	16.427	15.654							

(178) Timothy Dobogai

1	11:22:06.375	53.440	+3.280	21.000	16.759	15.681
2	11:22:57.408	51.033	+0.873	18.751	16.594	15.688
3	11:23:47.742	50.334	+0.174	18.475	16.343	15.516
4	11:24:38.761	51.019	+0.859	18.717	16.320	15.982
5	11:25:34.704	55.943	+5.783	23.354	16.839	15.750
6	11:26:25.389	50.685	+0.525	18.619	16.459	15.607
7	11:27:15.655	50.266	+0.106	18.350	16.394	15.522
8	11:28:06.007	50.352	+0.192	18.396	16.390	15.566
9	11:28:56.173	50.166	+0.006	18.367	16.326	15.473
10	11:29:46.333	50.160		18.324	16.328	15.508
11	11:30:38.524	52.191	+2.031	18.259	18.283	15.649
12	11:31:28.759	50.235	+0.075	18.436	16.295	15.504

(162) Khalil Sodah

1	11:22:07.485	53.710	+3.283	20.877	17.036	15.797
2	11:22:58.812	51.327	+0.900	19.006	16.634	15.687
3	11:23:49.604	50.792	+0.365	18.577	16.577	15.638
4	11:24:40.400	50.796	+0.369	18.607	16.500	15.689
5	11:25:31.221	50.821	+0.394	18.641	16.522	15.658
6	11:26:21.832	50.611	+0.184	18.501	16.504	15.606
7	11:27:13.129	51.297	+0.870	18.433	16.554	16.310
8	11:28:04.438	51.309	+0.882	19.225	16.455	15.629
9	11:28:54.916	50.478	+0.051	18.505	16.403	15.570
10	11:29:45.347	50.431	+0.004	18.447	16.403	15.581
11	11:30:35.852	50.505	+0.078	18.483	16.480	15.542
12	11:31:26.279	50.427		18.442	16.395	15.590

(188) Nick Ried

1	11:22:07.273	53.657	+3.436	20.810	17.026	15.821
2	11:22:59.449	52.176	+1.955	19.454	16.855	15.867
3	11:23:50.733	51.284	+1.063	18.941	16.424	15.919
4	11:24:41.804	51.071	+0.850	18.943	16.503	15.625
5	11:25:32.511	50.707	+0.486	18.689	16.485	15.533
6	11:26:22.954	50.443	+0.222	18.575	16.335	15.533
7	11:27:13.287	50.333	+0.112	18.504	16.292	15.537
8	11:28:04.566	51.279	+1.058	19.396	16.375	15.508
9	11:28:55.284	50.718	+0.497	18.873	16.441	15.404
10	11:29:45.505	50.221		18.485	16.259	15.477

(179) Jindrich Svoboda

1	11:22:05.819	53.028	+2.408	20.562	16.734	15.732
2	11:22:56.641	50.822	+0.202	18.773	16.476	15.573
3	11:23:47.261	50.620		18.522	16.498	15.600
4	11:24:38.853	51.592	+0.972	18.768	16.465	16.359



INT. ADAC Kartrennen Wackersdorf

Lapchart

DJKM - OK-J


Pro Kart Raceland Wackersdorf 1,190 Km

Super Heat

22.09.2024 11:19

Race (12 Laps) started at 11:21:12

Competitors	Laps												
	0	1	2	3	4	5	6	7	8	9	10	11	12
Moritz Groneck (155)	1	155	155	155	155	155	155	155	155	155	155	155	155
Tobias Szecsenyi (172)	2	172	172	172	172	172	172	172	172	172	172	172	172
Marc Alexander Reistrup (110)	3	110	165	165	165	165	165	165	165	165	165	165	165
Martina Rumlenova (165)	4	165	110	110	110	110	110	110	110	110	110	110	110
Constantin Papst (120)	5	120	120	120	120	185	185	185	185	185	185	185	185
Oliver Städtler (185)	6	185	185	185	185	120	120	120	120	120	120	120	120
Jan Chytil (164)	7	164	179	179	179	195	195	195	195	195	195	195	195
Jindrich Svoboda (179)	8	179	195	195	195	164	174	174	174	174	174	174	174
Filip Planeta (174)	9	174	164	164	164	178	162	162	164	106	106	106	106
Timothy Dobogai (178)	10	178	178	178	178	179	106	106	106	162	162	162	162
Lukas Übleis (195)	11	195	174	174	174	174	164	164	162	188	188	188	164
Niko Bognar (106)	12	106	188	162	162	162	188	188	188	164	164	164	163
Philip Helmchen (163)	13	163	163	163	106	106	163	163	163	163	163	178	178
Nick Ried (188)	14	188	162	188	188	188	178	178	178	178	178	163	
Khalil Sodah (162)	15	162	106	106	163	163							



DKM Round 6
DJKM - OK-J
Wackersdorf II
Final Intermediate Classification

Pos. No.	Firstname	Lastname	Nat.		Nat.		Sponsor	QP	Total PTS	Heat 1	Heat 2	SUH
			Dri	Entrant	Ent	Make						
1	155	Moritz	Groneck	DEU CRG Holland	NLD	CRG/TM/Vega		1	175	50	50	75
2	165	Martina	Rumlenova	CZE SKYLARKS Karting Team	CZE	KR/IAME/Vega		2	148	41	44	63
3	172	Tobias	Szecsenyi	CZE Hagemann racing	CZE	Expriit/TM/Vega		5	148	38	41	69
4	120	Constantin	Papst	DEU NEES RACING	DEU	KR/IAME/Vega	ADAC Nordbayern e.V.	4	130	44	38	48
5	110	Marc Alexander	Reistrup	DNK CRG Holland	NLD	CRG/TM/Vega		10	123	32	34	57
6	185	Oliver	Städtler	DEU CV Performance Group	DEU	KR/TM/Vega		3	121	34	36	51
7	195	Lukas	Übleis	AUT Lanari Racing Team	DEU	KR/IAME/Vega		11	101	28	28	45
8	174	Filip	Planeta	CZE Hagemann racing	CZE	Expriit/TM/Vega		7	97	25	30	42
9	164	Jan	Chytil	CZE Ivo Chytil	CZE	Expriit /TM/Vega		6	94	36	22	36
10	179	Jindrich	Svoboda	CZE Hagemann racing	CZE	Expriit/TM/Vega		9	88	30	32	26
11	106	Niko	Bognar	HUN Maranello SRP Factory Team	DEU	Maranello/TM /Vega		13	86	22	25	39
12	163	Philip	Helmchen	DEU ADAC Niedersachsen/ Sachsen-Anhalt e.V.	DEU	Maranello/TM/Vega	ADAC Berlin-Brandenburg e.V.	14	86	26	26	34
13	178	Timothy	Dobogai	CZE David Dobogai	CZE	LN/TM/Vega		8	83	24	27	32
14	188	Nick	Ried	DEU Lanari Racing Team	DEU	KR/IAME/Vega		12	78	27	23	28
15	162	Khalil	Sodah	LTU Paske Racing	LTU	Righetti Ridolfi/TM/Vega		15	77	23	24	30

Announcements: These results are provisional until the conclusion of any judicial and technical matters

Racedirector Horst Seidel:



Timekeeping Monika Riehmers:



Printed: 22.09.2024 12:22

Posted at: h



DKM Round 6

Class: DJKM - OK-J

Date/Time: 22.09.2024 15:35

Track:

Heat:

Laps:

Wackersdorf II

Final

16 laps

Edition 1

	18	
35		36
	17	
33		34
	16	
31		32
	15	
29		30
	14	
27		28
	13	
25		26
	12	
23		24
	11	
21		22
	10	
19		20
	9	
17		18
Khalil Sodah 162 Righetti Ridolfi/TM/Vega	8	
15		16
Timothy Dobogai 178 LN/TM/Vega	7	Nick Ried 188 KR/IAME/Vega
13		14
Niko Bognar 106 Maranello/TM/Vega	6	Philip Helmchen 163 Maranello/TM/Vega
11		12
Jan Chytil 164 Exprit /TM/Vega	5	Jindrich Svoboda 179 Exprit/TM/Vega
9		10
Lukas Übleis 195 KR/IAME/Vega	4	Filip Planeta 174 Exprit/TM/Vega
7		8
Marc Alexander Reistrup 110 CRG/TM/Vega	3	Oliver Städtler 185 KR/TM/Vega
5		6
Tobias Szecsenyi 172 Exprit/TM/Vega	2	Constantin Papst 120 KR/IAME/Vega
3		4
Moritz Groneck 155 CRG/TM/Vega	1	Martina Rumlenova 165 KR/IAME/Vega
1	Row	2

Pole Position

printed 22.09.2024 12:22



DJKM - OK-J

Final

Track length: 1.190 Km

Race Started: 15:42:56

Best Lap by: 155 - Moritz Groneck - 49.513

Rank	#	Driver	Nat	Sponsor Entrant	Nat	License E-License	Make	laps	T. Time Diff	Best Lap	Penalty	Points
1	155	Moritz Groneck	DEU	CRG Holland	NLD	ITG39313 IBL15521007	CRG/TM/Vega	16	13:17.312 1.024	49.513		51
2	172	Tobias Szecsenyi	CZE	Hagemann racing	CZE	ITG24AS0191 IBL24AT00371	Exprit/TM/Vega	16	13:18.336 3.579	49.603		0
3	110	Marc Alexander Reistrup	DNK	CRG Holland	NLD	ITG93629 IBL15521008	CRG/TM/Vega	16	13:20.891 5.221	49.754		44
4	120	Constantin Papst	DEU	ADAC Nordbayern e.V. NEES RACING	DEU	ITG38729 BIC17863	KR/IAME/Vega	16	13:21.995 7.474	49.820		38
5	165	Martina Rumlenova	CZE	SKYLARKS Karting Team	CZE	ITG24AS0236 IBL2400701	KR/IAME/Vega	16	13:22.533 9.824	49.862		0
6	179	Jindrich Svoboda	CZE	Hagemann racing	CZE	ITG24AS0149 IBL24AT00371	Exprit/TM/Vega	16	13:24.786 10.674	49.834		0
7	185	Oliver Städtler	DEU	CV Performance Group	DEU	ITG34878 BIF38321	KR/TM/Vega	16	13:24.998 12.418	49.816		34
8	164	Jan Chytil	CZE	Ivo Chytil	CZE	ITG24AS0377 IBL24AT00801	Exprit /TM/Vega	16	13:27.136 14.118	50.045		0
9	174	Filip Planeta	CZE	Hagemann racing	CZE	ITG24AS0337 IBL24AT00371	Exprit/TM/Vega	16	13:27.986 15.644	50.056		0
10	195	Lukas Übleis	AUT	Lanari Racing Team	DEU	ITGJK2021 KBF17166	KR/IAME/Vega	16	13:28.099 17.168	50.097		30
11	188	Nick Ried	DEU	Lanari Racing Team	DEU	NKA10695 KBF17166	KR/IAME/Vega	16	13:34.730 18.688	50.326		0
12	178	Timothy Dobogai	CZE	David Dobogai	CZE	ITG24AS0121 IBL24AT00111	LN/TM/Vega	16	13:35.335 19.824	50.081		0
13	106	Niko Bognar	HUN	Maranello SRP Factory Team	DEU	ITG7685 KBF38275	Maranello/TM /Vega	16	13:35.397 21.374	50.475		26
14	162	Khalil Sodah	LTU	Paske Racing	LTU	ITG2024-ITG/007 IBL2024-KL/05	Righetti Ridolfi/TM/Vega	16	13:37.163 22.904	50.314	+ 3 sec	0
15	163	Philip Helmchen	DEU	ADAC Berlin-Brandenburg e.V. ADAC Niedersachsen/ Sachsen-Anhalt e.V.	DEU	ITG44008 BIC38443	Maranello/TM/Vega	16	13:37.817 24.428	50.639		22

Announcements

162 + 3 sec corridor


Timekeeper
M.Riehmers

Race Director
H.Seidel

Page 1/1

These results are provisional until the conclusion of any judicial and technical matters!

Printed: 22.09.2024 / 16:03



INT. ADAC Kartrennen Wackersdorf

DJKM - OK-J

Pro Kart Raceland Wackersdorf 1,190 Km

Final

22.09.2024 15:35

Race (16 Laps) started at 15:42:56

Lap	Time of Day	Lap Tm	Diff	S1 Tm	S2 Tm	S3 Tm
(115) Moritz Groneck						
1	15:43:47.383	51.050	+1.537	18.774	16.462	15.814
2	15:44:37.669	50.286	+0.773	18.387	16.224	15.675
3	15:45:27.749	50.080	+0.567	18.247	16.184	15.649
4	15:46:17.686	49.937	+0.424	18.187	16.163	15.587
5	15:47:07.390	49.704	+0.191	18.154	16.052	15.498
6	15:47:57.069	49.679	+0.166	18.115	16.050	15.514
7	15:48:46.773	49.704	+0.191	18.124	16.070	15.510
8	15:49:36.519	49.746	+0.233	18.127	16.070	15.549
9	15:50:26.178	49.659	+0.146	18.089	16.022	15.548
10	15:51:15.835	49.657	+0.144	18.121	16.033	15.503
11	15:52:05.513	49.678	+0.165	18.148	16.002	15.528
12	15:52:55.166	49.663	+0.140	18.149	16.008	15.546
13	15:53:44.833	49.667	+0.154	18.086	16.037	15.544
14	15:54:34.486	49.663	+0.140	18.093	16.047	15.513
15	15:55:23.999	49.513		18.029	16.018	15.466
16	15:56:13.645	49.646	+0.133	18.096	16.029	15.521

Lap	Time of Day	Lap Tm	Diff	S1 Tm	S2 Tm	S3 Tm
(172) Tobiasz Szecsenyi						
1	15:43:47.474	51.074	+1.471	18.897	16.528	15.649
2	15:44:37.818	50.344	+0.741	18.472	16.310	15.562
3	15:45:27.911	50.093	+0.490	18.365	16.206	15.522
4	15:46:17.882	49.971	+0.368	18.304	16.177	15.490
5	15:47:07.758	49.876	+0.273	18.263	16.142	15.471
6	15:47:57.675	49.917	+0.314	18.271	16.175	15.471
7	15:48:47.488	49.813	+0.210	18.196	16.159	15.458
8	15:49:37.247	49.759	+0.156	18.177	16.127	15.455
9	15:50:26.990	49.743	+0.140	18.177	16.135	15.431
10	15:51:16.721	49.731	+0.128	18.195	16.103	15.433
11	15:52:06.419	49.698	+0.095	18.171	16.077	15.450
12	15:52:56.062	49.643	+0.040	18.143	16.073	15.427
13	15:53:45.665	49.603		18.100	16.064	15.439
14	15:54:35.309	49.644	+0.041	18.136	16.074	15.434
15	15:55:25.032	49.723	+0.120	18.167	16.079	15.477
16	15:56:14.669	49.637	+0.034	18.145	16.081	15.411

Lap	Time of Day	Lap Tm	Diff	S1 Tm	S2 Tm	S3 Tm
(110) Marc Alexander Reistrup						
1	15:43:47.921	51.455	+1.701	19.227	16.558	15.670
2	15:44:38.306	50.385	+0.631	18.472	16.359	15.554
3	15:45:28.507	50.201	+0.447	18.392	16.282	15.527
4	15:46:18.594	50.087	+0.333	18.294	16.218	15.575
5	15:47:08.738	50.144	+0.390	18.320	16.240	15.584
6	15:47:58.701	49.963	+0.209	18.319	16.166	15.478
7	15:48:48.614	49.913	+0.159	18.278	16.152	15.483
8	15:49:38.438	49.824	+0.070	18.226	16.132	15.466
9	15:50:28.309	49.871	+0.117	18.236	16.176	15.459
10	15:51:18.138	49.829	+0.075	18.218	16.143	15.468
11	15:52:07.986	49.848	+0.094	18.190	16.180	15.469
12	15:52:57.883	49.897	+0.143	18.222	16.188	15.487
13	15:53:47.661	49.778	+0.024	18.224	16.090	15.464
14	15:54:37.415	49.754		18.199	16.116	15.439
15	15:55:27.310	49.895	+0.141	18.297	16.142	15.456
16	15:56:17.224	49.914	+0.160	18.269	16.164	15.481

Lap	Time of Day	Lap Tm	Diff	S1 Tm	S2 Tm	S3 Tm
(120) Constantin Papst						
1	15:43:48.486	52.038	+2.218	19.802	16.616	15.620
2	15:44:38.834	50.348	+0.528	18.493	16.382	15.473
3	15:45:29.157	50.323	+0.503	18.356	16.526	15.441
4	15:46:19.105	49.948	+0.128	18.289	16.199	15.460
5	15:47:09.043	49.938	+0.118	18.289	16.227	15.422
6	15:47:58.961	49.918	+0.098	18.272	16.215	15.431
7	15:48:49.102	50.141	+0.321	18.283	16.413	15.445
8	15:49:39.323	50.221	+0.401	18.277	16.440	15.504
9	15:50:29.215	49.892	+0.072	18.261	16.210	15.421
10	15:51:19.055	49.840	+0.020	18.237	16.203	15.400
11	15:52:08.888	49.833	+0.013	18.245	16.172	15.416
12	15:52:58.708	49.820		18.255	16.159	15.406
13	15:53:48.583	49.875	+0.055	18.291	16.175	15.409
14	15:54:38.467	49.884	+0.064	18.252	16.180	15.452
15	15:55:28.356	49.889	+0.069	18.324	16.135	15.430
16	15:56:18.328	49.972	+0.152	18.319	16.211	15.442

Lap	Time of Day	Lap Tm	Diff	S1 Tm	S2 Tm	S3 Tm
(165) Martina Rumlenova						

Lap	Time of Day	Lap Tm	Diff	S1 Tm	S2 Tm	S3 Tm
1	15:43:48.246	51.868	+2.006	19.687	16.562	15.619
2	15:44:38.531	50.285	+0.423	18.436	16.281	15.568
3	15:45:29.301	50.770	+0.908	18.645	16.672	15.453
4	15:46:19.368	50.067	+0.205	18.369	16.237	15.461
5	15:47:09.417	50.049	+0.187	18.467	16.190	15.392
6	15:47:59.342	49.925	+0.063	18.314	16.208	15.403
7	15:48:49.354	50.012	+0.150	18.324	16.222	15.466
8	15:49:39.468	50.114	+0.252	18.269	16.313	15.532
9	15:50:29.427	49.959	+0.097	18.326	16.239	15.394
10	15:51:19.340	49.913	+0.051	18.312	16.188	15.413
11	15:52:09.222	49.882	+0.020	18.332	16.153	15.397
12	15:52:59.157	49.935	+0.073	18.337	16.209	15.389
13	15:53:49.099	49.942	+0.080	18.306	16.178	15.458
14	15:54:39.047	49.948	+0.086	18.325	16.218	15.405
15	15:55:28.909	49.862		18.295	16.172	15.395
16	15:56:18.866	49.957	+0.095	18.395	16.138	15.424

Lap	Time of Day	Lap Tm	Diff	S1 Tm	S2 Tm	S3 Tm
(179) Jindrich Svoboda						
1	15:43:49.450	52.786	+2.952	20.398	16.666	15.722
2	15:44:39.911	50.461	+0.627	18.509	16.402	15.550
3	15:45:30.394	50.483	+0.649	18.532	16.463	15.488
4	15:46:21.106	50.712	+0.878	18.880	16.343	15.489
5	15:47:11.275	50.169	+0.335	18.417	16.228	15.524
6	15:48:01.440	50.165	+0.331	18.443	16.266	15.456
7	15:48:51.398	49.958	+0.124	18.216	16.220	15.522
8	15:49:41.662	50.264	+0.430	18.316	16.299	15.649
9	15:50:31.592	49.930	+0.096	18.260	16.194	15.476
10	15:51:21.535	49.943	+0.109	18.313	16.217	15.413
11	15:52:11.505	49.970	+0.136	18.223	16.208	15.539
12	15:53:01.396	49.891	+0.057	18.219	16.229	15.443
13	15:53:51.244	49.848	+0.014	18.251	16.163	15.434
14	15:54:41.154	49.910	+0.076	18.253	16.224	15.438
15	15:55:30.988	49.834		18.171	16.186	15.477
16	15:56:21.119	50.131	+0.297	18.230	16.430	15.471

Lap	Time of Day	Lap Tm	Diff	S1 Tm	S2 Tm	S3 Tm
(185) Oliver Stadtler						
1	15:43:49.711	53.197	+3.381	20.696	16.873	15.628
2	15:44:40.092	50.381	+0.565	18.446	16.416	15.519
3	15:45:30.606	50.514	+0.698	18.492	16.527	15.495
4	15:46:21.668	51.062	+1.246	18.779	16.541	15.742
5	15:47:11.624	49.956	+0.140	18.254	16.241	15.461
6	15:48:02.255	50.631	+0.815	18.763	16.364	15.504
7	15:48:52.266	50.011	+0.195	18.216	16.312	15.483
8	15:49:42.124	49.858	+0.042	18.206	16.218	15.434
9	15:50:31.953	49.829	+0.013	18.205	16.226	15.398
10	15:51:21.824	49.871	+0.055	18.273	16.149	15.449
11	15:52:11.640	49.816		18.227	16.195	15.394
12	15:53:01.623	49.983	+0.167	18.312	16.222	15.449
13	15:53:51.494	49.871	+0.055	18.289	16.187	15.395
14	15:54:41.407	49.913	+0.097	18.277	16.214	15.422
15	15:55:31.265	49.858				

INT. ADAC Kartrennen Wackersdorf

DJKM - OK-J

Pro Kart Raceland Wackersdorf 1,190 Km

Final

22.09.2024 15:35

Race (16 Laps) started at 15:42:56

Lap	Time of Day	Lap Tm	Diff	S1 Tm	S2 Tm	S3 Tm	Lap	Time of Day	Lap Tm	Diff	S1 Tm	S2 Tm	S3 Tm
3	15:45:31.020	50.433	+0.377	18.377	16.508	15.548	5	15:47:12.860	50.799	+0.324	18.440	16.433	15.926
4	15:46:21.874	50.854	+0.798	18.510	16.504	15.840	6	15:48:03.427	50.567	+0.092	18.551	16.316	15.700
5	15:47:12.079	50.205	+0.149	18.287	16.401	15.517	7	15:48:54.287	50.860	+0.385	18.404	16.510	15.946
6	15:48:02.595	50.516	+0.460	18.546	16.397	15.573	8	15:49:44.989	50.702	+0.227	18.518	16.288	15.896
7	15:48:52.886	50.291	+0.235	18.405	16.366	15.520	9	15:50:35.464	50.475		18.463	16.324	15.688
8	15:49:43.055	50.169	+0.113	18.312	16.309	15.548	10	15:51:26.353	50.889	+0.414	18.467	16.395	16.027
9	15:50:33.162	50.107	+0.051	18.258	16.343	15.506	11	15:52:17.147	50.794	+0.319	18.550	16.368	15.876
10	15:51:23.433	50.271	+0.215	18.291	16.459	15.521	12	15:53:07.673	50.526	+0.051	18.460	16.298	15.768
11	15:52:13.521	50.088	+0.032	18.245	16.338	15.505	13	15:53:58.373	50.700	+0.225	18.399	16.357	15.944
12	15:53:03.651	50.130	+0.074	18.285	16.320	15.525	14	15:54:48.984	50.611	+0.136	18.446	16.240	15.925
13	15:53:53.707	50.056		18.277	16.323	15.456	15	15:55:40.475	51.491	+1.016	19.120	16.652	15.719
14	15:54:43.824	50.117	+0.061	18.343	16.313	15.461	16	15:56:31.730	51.255	+0.780	18.598	16.503	16.154
15	15:55:34.048	50.224	+0.168	18.341	16.388	15.495							
16	15:56:24.319	50.271	+0.215	18.255	16.337	15.679							
(195) Lukas Übleis							(162) Khalil Sodah						
1	15:43:49.047	52.442	+2.346	20.162	16.615	15.665	1	15:43:51.325	54.294	+3.980	20.818	17.206	16.270
2	15:44:39.620	50.573	+0.476	18.619	16.442	15.512	2	15:44:42.723	51.398	+1.084	19.043	16.601	15.754
3	15:45:30.218	50.598	+0.501	18.683	16.399	15.516	3	15:45:33.637	50.914	+0.600	18.657	16.558	15.699
4	15:46:21.292	51.074	+0.977	18.874	16.670	15.530	4	15:46:24.341	50.704	+0.390	18.569	16.417	15.718
5	15:47:11.419	50.127	+0.030	18.428	16.285	15.414	5	15:47:14.968	50.627	+0.313	18.543	16.417	15.667
6	15:48:02.392	50.973	+0.876	18.827	16.608	15.538	6	15:48:05.450	50.482	+0.168	18.487	16.392	15.603
7	15:48:52.570	50.178	+0.081	18.479	16.270	15.429	7	15:48:55.977	50.527	+0.213	18.473	16.411	15.643
8	15:49:42.726	50.156	+0.059	18.479	16.268	15.409	8	15:49:46.429	50.452	+0.138	18.460	16.380	15.612
9	15:50:32.833	50.107	+0.010	18.404	16.310	15.393	9	15:50:36.764	50.335	+0.021	18.464	16.331	15.540
10	15:51:22.998	50.165	+0.068	18.476	16.278	15.411	10	15:51:27.078	50.314		18.425	16.318	15.571
11	15:52:13.157	50.159	+0.062	18.430	16.263	15.466	11	15:52:17.492	50.414	+0.100	18.473	16.389	15.552
12	15:53:03.338	50.181	+0.084	18.408	16.313	15.460	12	15:53:08.071	50.579	+0.265	18.596	16.397	15.586
13	15:53:53.477	50.139	+0.042	18.368	16.318	15.453	13	15:53:58.697	50.626	+0.312	18.663	16.347	15.616
14	15:54:43.629	50.162	+0.055	18.395	16.325	15.432	14	15:54:49.164	50.467	+0.153	18.545	16.362	15.560
15	15:55:33.726	50.097		18.371	16.280	15.446	15	15:55:40.063	50.899	+0.585	18.791	16.434	15.674
16	15:56:24.432	50.706	+0.609	18.420	16.710	15.576	16	15:56:30.496	50.433	+0.119	18.399	16.417	15.617
(188) Nick Ried							(163) Philip Helmchen						
1	15:43:50.953	54.020	+3.694	20.753	17.146	16.121	1	15:43:51.183	54.393	+3.754	20.809	17.338	16.246
2	15:44:41.583	50.630	+0.304	18.683	16.417	15.530	2	15:44:42.661	51.478	+0.839	18.985	16.636	15.857
3	15:45:31.909	50.326		18.559	16.252	15.515	3	15:45:33.980	51.319	+0.680	18.883	16.681	15.755
4	15:46:22.338	50.429	+0.103	18.559	16.306	15.564	4	15:46:24.811	50.831	+0.192	18.581	16.487	15.763
5	15:47:12.776	50.438	+0.112	18.451	16.272	15.715	5	15:47:15.617	50.806	+0.167	18.576	16.439	15.791
6	15:48:03.526	50.760	+0.424	18.779	16.330	15.641	6	15:48:06.456	50.839	+0.200	18.607	16.495	15.737
7	15:48:54.368	50.842	+0.516	18.442	16.512	15.888	7	15:48:57.149	50.693	+0.054	18.497	16.462	15.734
8	15:49:45.013	50.645	+0.319	18.567	16.304	15.774	8	15:49:47.912	50.763	+0.124	18.565	16.448	15.750
9	15:50:35.570	50.557	+0.231	18.660	16.325	15.572	9	15:50:38.655	50.743	+0.104	18.577	16.465	15.701
10	15:51:26.478	50.908	+0.582	18.493	16.355	16.060	10	15:51:29.556	50.901	+0.262	18.532	16.524	15.845
11	15:52:17.211	50.733	+0.407	18.754	16.316	15.663	11	15:52:20.195	50.639		18.494	16.419	15.726
12	15:53:07.882	50.671	+0.345	18.677	16.358	15.636	12	15:53:11.155	50.960	+0.321	18.630	16.464	15.866
13	15:53:58.446	50.564	+0.238	18.369	16.273	15.922	13	15:54:01.873	50.718	+0.079	18.443	16.473	15.802
14	15:54:48.899	50.453	+0.127	18.489	16.274	15.690	14	15:54:52.754	50.881	+0.242	18.602	16.497	15.782
15	15:55:40.563	51.664	+1.338	19.279	16.675	15.710	15	15:55:43.438	50.684	+0.045	18.506	16.462	15.716
16	15:56:31.063	50.500	+0.174	18.614	16.485	15.401	16	15:56:34.150	50.712	+0.073	18.550	16.454	15.708
(178) Timothy Dobogai							(106) Niko Bogнар						
1	15:43:51.263	54.409	+4.328	21.199	17.179	16.031	1	15:43:50.179	53.410	+2.935	20.637	17.009	15.764
2	15:44:42.085	50.822	+0.741	18.732	16.495	15.595	2	15:44:40.838	50.659	+0.184	18.647	16.394	15.618
3	15:45:32.166	50.081		18.300	16.341	15.440	3	15:45:31.332	50.494	+0.019	18.520	16.374	15.600
4	15:46:22.597	50.431	+0.350	18.495	16.313	15.623	4	15:46:22.061	50.729	+0.254	18.432	16.451	15.846
5	15:47:13.002	50.405	+0.324	18.417	16.336	15.652							
6	15:48:03.619	50.617	+0.536	18.701	16.368	15.548							
7	15:48:54.425	50.806	+0.725	18.502	16.524	15.780							
8	15:49:45.341	50.916	+0.835	19.105	16.224	15.587							
9	15:50:35.902	50.561	+0.480	18.840	16.266	15.455							
10	15:51:26.424	50.522	+0.441	18.343	16.363	15.816							
11	15:52:17.423	50.999	+0.918	18.695	16.292	16.012							
12	15:53:07.941	50.518	+0.437	18.351	16.296	15.871							
13	15:53:58.837	50.896	+0.815	18.983	16.371	15.542							
14	15:54:49.229	50.392	+0.311	18.561	16.346	15.485							
15	15:55:40.676	51.447	+1.366	19.239	16.490	15.718							
16	15:56:31.668	50.992	+0.911	18.700	16.417	15.875							

Orbits



INT. ADAC Kartrennen Wackersdorf

Lapchart

DJKM - OK-J

Pro Kart Raceland Wackersdorf 1,190 Km

Final

22.09.2024 15:35

Race (16 Laps) started at 15:42:56

Competitors	Laps																
	0	1	2	3	4	5	6	7	8	9	10	11	12	13	14	15	16
Moritz Groneck (155)	1	155	155	155	155	155	155	155	155	155	155	155	155	155	155	155	155
Martina Rumlenova (165)	2	165	172	172	172	172	172	172	172	172	172	172	172	172	172	172	172
Tobias Szecsenyi (172)	3	172	110	110	110	110	110	110	110	110	110	110	110	110	110	110	110
Constantin Papst (120)	4	120	165	165	120	120	120	120	120	120	120	120	120	120	120	120	120
Marc Alexander Reistrup (110)	5	110	120	120	165	165	165	165	165	165	165	165	165	165	165	165	165
Oliver Städtler (185)	6	185	164	164	164	164	164	179	179	179	179	179	179	179	179	179	179
Jan Chytil (164)	7	164	195	195	195	179	179	164	164	185	185	185	185	185	185	185	185
Filip Planeta (174)	8	174	179	179	179	195	195	185	185	164	164	164	164	164	164	164	164
Lukas Übleis (195)	9	195	185	185	185	185	185	195	195	195	195	195	195	195	195	195	174
Jindrich Svoboda (179)	10	179	174	174	174	174	174	174	174	174	174	174	174	174	174	174	195
Niko Bognar (106)	11	106	106	106	106	106	188	106	106	106	106	106	106	106	188	162	162
Philip Helmchen (163)	12	163	188	188	188	188	106	188	188	188	188	178	188	188	188	106	188
Timothy Dobogai (178)	13	178	163	178	178	178	178	178	178	178	188	178	178	162	162	188	178
Nick Ried (188)	14	188	178	163	162	162	162	162	162	162	162	162	162	162	178	178	106
Khalil Sodah (162)	15	162	162	162	163	163	163	163	163	163	163	163	163	163	163	163	163

