

DKM - KZ2

Test-Session 3

Track length: 1.190 Km
Session Started: 14:10:05
Best Lap by: 69 - Jorrit Pex - 59.698

Rank	#	Driver	Nat	Sponsor Entrant	Nat	License E-License	Make	laps	Best Lap	Diff	In Lap	Penalty
1	69	Jorrit Pex	NLD	SP Motorsport	NLD	ITE27382 IBL47253006	KR/TM/Vega	13	59.698		12	
2	5	David Trefilov	DEU	Maranello SRP Factory Team	DEU	ITE 16049 KBF38275	Maranello/TM /Vega	13	1:00.116	0.418	8	
3	73	Valentino Fritsch	DEU	BIREL ART RACING KSW	AUT	ITE12819 IBLBK102	BirelArt/TM /Vega	13	1:00.249	0.551	9	
4	9	André Maticic	DEU	Solgat Motorsport	DEU	ITE 34369 KBF42332	Birel Art/TM/Vega	12	1:00.344	0.646	11	
5	70	Matej Kacovsky	CZE	Spirit Racing s.r.o	CZE	ITC-C24AS0641 IBL24AT00161	Birel Art/TM /Vega	13	1:00.598	0.900	12	
6	6	Markus Kajak	EST	Maranello SRP Factory Team	DEU	ITE26214 KBF38275	Maranello/TM/Vega	13	1:00.645	0.947	8	
7	46	Gianni Andrisani	DEU	TB Racing Team	DEU	ITE13762 KBF38262	KR/TM/Vega	12	1:00.646	0.948	10	
8	74	Jesper Sjöberg	SWE	BIREL ART RACING KSW	AUT	ITE4628 IBLBK102	BirelArt/TM /Vega	12	1:00.665	0.967	7	
9	71	Kevin Stehouwer	NLD	Kevin Stehouwer	NLD	ITE43342 IDC43342	Birel Art/Vortex/Vega	13	1:00.850	1.152	11	
10	10	Lukas Scherbinkas	DEU	NSL Racing	LTU	ITE11348 IBL2024AT0010	Energy/TM/Vega	12	1:00.859	1.161	11	
11	13	Christiaan de Kleijn	NLD	CRG Holland	NLD	ITE44092 IBL15521	CRG/TM/Vega	11	1:00.896	1.198	9	
12	18	Robert Kindervater	DEU	ADAC Berlin-Brandenburg e.V. BIREL ART RACING KSW	AUT	ITE24990 IBLBK 102	Birel Art/TM/Vega	9	1:01.171	1.473	4	
13	12	Lukas Schächer	DEU	TB Racing Team	DEU	ITE 28091 KBF38262	KR/TM/Vega	13	1:01.500	1.802	12	
14	55	Luis Laurin Speck	DEU	Tbkart racing team srl	ITA	ITE11633 BIF470451	Tbkart/IAME/Vega	10	1:01.563	1.865	8	
15	68	Elie Goldstein	BEL	Tbkart racing team Srl	ITA	ITE909070 IDC470451	Tbkart/TM/Vega	13	1:02.212	2.514	13	
16	11	Jens Treur	NLD	CRG Holland	NLD	ITE44483 IBL15521	CRG/TM/Vega	12	1:02.237	2.539	5	
17	72	Aleks Jutkevicius	LTU	Paske Racing	LTU	ITE2024-ITE/012 IBL2024-KL/05	Righetti Ridolfi/TM/Vega	13	1:02.432	2.734	11	
18	65	Kipras Jurse	LTU	Paske Racing	LTU	ITE2024-ITE/001 IBL2024-KL/05	Righetti Ridolfi/TM/Vega	10	1:03.184	3.486	7	
19	17	Nico Franke	DEU	ADAC Berlin-Brandenburg e.V. SG Samuelkart	NLD	ITE42574 IBL57205001	CRG/TM/Vega	12	1:03.945	4.247	9	
20	1	Stan Pex	NLD	SP Motorsport	NLD	ITE31772 IBL47253	Kart Republic/TM/Vega	0			0	
21	14	Danilo Albanese	ITA	Dörr Motorsport	DEU	ITE498284 BIF38420	KR/IAME/Vega	0			0	
22	15	David Liwinski	POL	Dörr Motorsport	DEU	ITE10012 BIF38420	KR/IAME/Vega	0			0	
23	16	Guust Specken	NLD	CRG Holland	NLD	ITE33443 IBL15521	CRG/TM/Vega	0			0	
24	19	Jannik-Julius Bernhart	AUT	Dörr Motorsport	DEU	ITEJK2048 BIF38420	KR/IAME/Vega	0			0	
25	41	Maddox Wirtz	DEU	VDB Kart Racing	DEU	ITE 39902 KBF42053	Birel Art/TM/Vega	0			0	
26	67	Alexander Schmitz	DEU	Alexander Schmitz	DEU	ITE14228 IDC14228	Tony Kart/Vortex/Vega	0			0	


Timekeeper
M.Riehmers

Race Director
H.Seidel

Page 1/1

These results are provisional until the conclusion of any judicial and technical matters!

Printed: 14.06.2024 / 14:59



INT. ADAC Kartrennen Wackersdorf

DKM - KZ2

Pro Kart Raceland Wackersdorf 1,190 Km

Test-Session 3

14.06.2024 14:10

Practice (15:00 Time) started at 14:10:05

Lap	Time of Day	Lap Tm	Diff	S1 Tm	S2 Tm	S3 Tm
(69) Jorrit Pex						
1	14:12:46.551	1:00.691	+0.993	22.108	20.866	17.717
2	14:13:47.540	1:00.989	+1.291	22.167	20.966	17.856
3	14:14:48.025	1:00.485	+0.787	22.120	20.709	17.656
4	14:15:48.745	1:00.720	+1.022	22.042	20.773	17.905
5	14:16:50.582	1:01.837	+2.139	22.170	21.056	18.611
6	14:18:53.653	2:03.071	+1:03.373	1:24.490	20.834	17.747
7	14:19:54.043	1:00.390	+0.692	21.989	20.461	17.940
8	14:20:53.950	59.907	+0.209	21.575	20.476	17.856
9	14:21:53.893	59.943	+0.245	21.662	20.585	17.696
10	14:22:53.646	59.753	+0.055	21.534	20.640	17.579
11	14:23:53.683	1:00.037	+0.339	21.605	20.588	17.844
12	14:24:53.381	59.698		21.460	20.517	17.721
13	14:25:53.592	1:00.211	+0.513	21.523	20.759	17.929

Lap	Time of Day	Lap Tm	Diff	S1 Tm	S2 Tm	S3 Tm
(6) Markus Kajak						
1	14:12:26.354	1:02.590	+1.945	22.963	21.569	18.058
2	14:13:26.967	1:01.613	+0.968	22.095	21.328	18.190
3	14:14:28.210	1:01.243	+0.598	21.855	21.442	17.946
4	14:15:29.838	1:01.628	+0.983	21.932	21.734	17.962
5	14:16:30.610	1:00.772	+0.127	21.855	21.049	17.868
6	14:17:32.485	1:01.875	+1.230	21.806	21.326	18.743
7	14:19:17.845	1:45.360	+44.715	1:06.019	21.145	18.196
8	14:20:18.490	1:00.645		21.749	20.989	17.907
9	14:21:19.147	1:00.657	+0.012	21.742	21.095	17.820
10	14:22:20.587	1:01.440	+0.795	21.941	21.303	18.196
11	14:23:21.486	1:00.899	+0.254	21.632	21.206	18.061
12	14:24:22.432	1:00.946	+0.301	21.781	21.154	18.011
13	14:25:23.584	1:01.152	+0.507	21.753	21.223	18.176

Lap	Time of Day	Lap Tm	Diff	S1 Tm	S2 Tm	S3 Tm
(5) David Trefilov						
1	14:12:14.521	1:00.482	+0.366	22.069	20.578	17.835
2	14:13:14.824	1:00.303	+0.187	21.816	20.700	17.787
3	14:14:15.058	1:00.234	+0.118	21.681	20.590	17.963
4	14:15:15.540	1:00.482	+0.366	21.840	20.781	17.861
5	14:16:16.889	1:01.349	+1.233	21.853	20.753	18.743
6	14:19:01.031	2:44.142	+1:44.026	2:05.751	20.553	17.838
7	14:20:01.481	1:00.450	+0.334	21.624	20.835	17.991
8	14:21:01.597	1:00.116		21.604	20.651	17.861
9	14:22:01.873	1:00.276	+0.160	21.778	20.549	17.949
10	14:23:02.670	1:00.797	+0.681	21.889	20.797	18.111
11	14:24:02.946	1:00.276	+0.160	21.761	20.590	17.925
12	14:25:03.760	1:00.814	+0.698	21.719	21.152	17.943
13	14:26:05.573	1:01.813	+1.697	21.838	20.845	19.130

Lap	Time of Day	Lap Tm	Diff	S1 Tm	S2 Tm	S3 Tm
(46) Gianni Andrisani						
1	14:12:22.237	1:03.291	+2.645	22.563	22.059	18.669
2	14:13:24.283	1:02.046	+1.400	22.032	21.438	18.576
3	14:14:26.262	1:01.979	+1.333	22.653	21.290	18.036
4	14:15:28.516	1:02.254	+1.608	22.208	21.150	18.896
5	14:17:53.826	2:25.310	+1:24.664	1:45.783	21.443	18.084
6	14:18:55.250	1:01.424	+0.778	22.080	21.301	18.043
7	14:19:56.466	1:01.216	+0.570	21.736	21.172	18.308
8	14:20:58.874	1:02.408	+1.762	22.030	22.218	18.160
9	14:22:00.784	1:01.910	+1.264	21.786	22.071	18.053
10	14:23:01.430	1:00.646		21.677	20.925	18.044
11	14:24:09.571	1:08.141	+7.495	23.487	26.421	18.233
12	14:25:10.322	1:00.761	+0.105	21.712	21.010	18.029

Lap	Time of Day	Lap Tm	Diff	S1 Tm	S2 Tm	S3 Tm
(73) Valentino Fritsch						
1	14:12:23.696	1:02.342	+2.093	22.685	21.235	18.422
2	14:13:25.338	1:01.642	+1.393	22.158	21.373	18.111
3	14:14:27.106	1:01.768	+1.519	22.239	21.429	18.100
4	14:15:28.357	1:01.251	+1.002	22.124	20.960	18.167
5	14:16:30.318	1:01.961	+1.712	22.073	20.869	19.019
6	14:18:46.382	2:16.064	+1:15.815	1:37.081	20.929	18.054
7	14:19:47.741	1:01.359	+1.110	22.030	21.379	17.950
8	14:20:48.059	1:00.318	+0.069	21.633	20.711	17.974
9	14:21:48.308	1:00.249		21.754	20.628	17.867
10	14:22:48.717	1:00.409	+0.160	21.711	20.700	17.998
11	14:23:49.225	1:00.508	+0.259	21.722	20.725	18.061
12	14:24:51.596	1:02.371	+2.122	23.416	20.963	17.992
13	14:25:52.307	1:00.711	+0.462	21.993	20.728	17.990

Lap	Time of Day	Lap Tm	Diff	S1 Tm	S2 Tm	S3 Tm
(74) Jesper Sjöberg						
1	14:12:44.319	1:03.640	+2.975	23.269	21.633	18.738
2	14:13:48.858	1:04.539	+3.874	23.258	22.363	18.918
3	14:14:52.659	1:03.801	+3.136	22.864	21.713	19.224
4	14:15:56.257	1:03.598	+2.933	22.670	22.009	18.919
5	14:17:01.614	1:05.357	+4.692	22.872	22.043	20.442
6	14:19:18.868	2:17.254	+1:16.589	1:37.623	21.327	18.304
7	14:20:19.533	1:00.665		21.729	20.852	18.084
8	14:21:20.625	1:01.092	+0.427	21.660	21.090	18.342
9	14:22:21.840	1:01.215	+0.550	21.734	21.214	18.267
10	14:23:22.866	1:01.026	+0.361	21.809	20.909	18.308
11	14:24:23.930	1:01.064	+0.399	21.659	21.131	18.274
12	14:25:25.236	1:01.306	+0.641	22.004	21.032	18.270

Lap	Time of Day	Lap Tm	Diff	S1 Tm	S2 Tm	S3 Tm
(9) André Matisic						
1	14:12:31.439	1:04.115	+3.771	22.607	22.879	18.629
2	14:13:32.915	1:01.476	+1.132	22.360	20.977	18.139
3	14:14:34.768	1:01.853	+1.509	22.273	21.131	18.449
4	14:15:36.286	1:01.518	+1.174	22.061	20.920	18.537
5	14:16:37.062	1:00.776	+0.432	21.855	20.983	17.938
6	14:17:37.506	1:00.444	+0.100	21.629	20.918	17.897
7	14:18:39.071	1:01.565	+1.221	21.576	20.970	19.019
8	14:21:24.386	2:45.315	+1:44.971	2:05.765	21.148	18.402
9	14:22:25.108	1:00.722	+0.378	21.565	21.080	18.077
10	14:23:26.386	1:01.278	+0.934	21.883	21.277	18.118
11	14:24:26.730	1:00.344		21.551	20.798	17.995
12	14:25:32.080	1:05.350	+5.006	21.732	24.009	19.609

Lap	Time of Day	Lap Tm	Diff	S1 Tm	S2 Tm	S3 Tm
(71) Kevin Stehouwer						
1	14:12:23.402	1:02.763	+1.903	22.909	21.536	18.308
2	14:13:25.722	1:02.320	+1.470	22.164	21.980	18.176
3	14:14:27.800	1:02.078	+1.228	21.912	22.098	18.068
4	14:15:31.637	1:03.837	+2.987	22.091	22.262	19.484
5	14:17:35.536	2:03.899	+1:03.049	1:24.929	21.071	17.899
6	14:18:36.515	1:00.979	+0.129	21.761	21.251	17.967
7	14:19:38.480	1:01.965	+1.115	21.817	21.842	18.306
8	14:20:39.727	1:01.247	+0.397	21.909	21.251	18.087
9	14:21:40.742	1:01.015	+0.165	21.781	21.004	18.230
10	14:22:41.743	1:01.001	+0.151	21.744	21.071	18.186
11	14:23:42.593	1:00.850		21.831	20.915	18.104
12	14:24:43.655	1:01.062	+0.212	21.751	21.175	18.136
13	14:25:45.458	1:01.803	+0.953	21.986	21.618	18.199

Lap	Time of Day	Lap Tm	Diff	S1 Tm	S2 Tm	S3 Tm
(70) Matej Kacovsky						
1	14:12:24.362	1:04.818	+4.220	23.060	22.920	18.838
2	14:13:29.137	1:04.775	+4.177	24.554	21.704	18.517
3	14:14:31.168	1:02.031	+1.433	22.440	21.391	18.200
4	14:15:32.519	1:01.351	+0.753	22.294	20.936	18.121
5	14:16:33.587	1:01.068	+0.470	21.716	21.083	18.269
6	14:17:34.376	1:00.789	+0.191	21.848	20.945	17.996
7	14:18:35.194	1:00.818	+0.220	21.802	20.904	18.112
8	14:19:38.300	1:03.106	+2.508	22.021	21.751	19.334
9	14:21:57.429	2:19.129	+1:18.531	1:39.734	21.060	18.335
10	14:22:58.341	1:00.912	+0.314	22.051	20.886	17.975
11	14:23:58.992	1:00.651	+0.053	21.737	21.078	17.836
12	14:24:59.590	1:00.598		21.934	20.858	17.806
13	14:26:00.560	1:00.970	+0.372	21.889	20.949	18.132

Lap	Time of Day	Lap Tm	Diff	S1 Tm	S2 Tm	S3 Tm
(10) Lukas Scherbinkas				</		

INT. ADAC Kartrennen Wackersdorf

DKM - KZ2

Pro Kart Raceland Wackersdorf 1,190 Km

Test-Session 3

14.06.2024 14:10

Practice (15:00 Time) started at 14:10:05

Lap	Time of Day	Lap Tm	Diff	S1 Tm	S2 Tm	S3 Tm	Lap	Time of Day	Lap Tm	Diff	S1 Tm	S2 Tm	S3 Tm
1	14:12:16.654	1:01.491	+0.595	22.116	21.232	18.143	9	14:20:53.129	1:03.063	+0.826	22.453	21.386	19.224
2	14:13:18.268	1:01.614	+0.718	22.246	21.006	18.362	10	14:23:48.926	2:55.797	+1:53.560	22:13.285	23:999	18:513
3	14:14:22.459	1:04.191	+3.295	23.186	22.339	18.666	11	14:24:51.400	1:02.474	+0.237	22.165	21.587	18.722
4	14:15:23.776	1:01.317	+0.421	22.000	21.118	18.199	12	14:25:54.394	1:02.994	+0.757	22.641	21.426	18.927
5	14:16:26.376	1:02.600	+1.704	22.725	21.486	18.389	(72) Aleks Jutkevicius						
6	14:17:28.633	1:02.257	+1.361	22.408	21.529	18.320	1	14:12:47.743	1:06.151	+3.719	24.253	22.866	19.032
7	14:18:32.630	1:03.997	+3.101	22.281	21.502	20.214	2	14:13:51.911	1:04.168	+1.736	23.575	22.069	18.524
8	14:22:03.149	3:30.519	+2:29.623	2:47.017	23.752	19.750	3	14:14:55.485	1:03.574	+1.142	22.926	21.963	18.685
9	14:23:04.045	1:00.896		21.717	21.086	18.093	4	14:15:58.637	1:03.152	+0.720	22.474	21.888	18.790
10	14:24:05.463	1:01.418	+0.522	22.180	21.093	18.145	5	14:17:01.772	1:03.135	+0.703	22.831	21.777	18.527
11	14:25:06.585	1:01.122	+0.226	21.919	21.048	18.155	6	14:18:04.656	1:02.884	+0.452	22.653	21.677	18.554
(18) Robert Kindervater							7	14:19:08.789	1:04.133	+1.701	22.961	22.100	19.072
1	14:12:30.124	1:02.089	+0.918	22.332	21.529	18.228	8	14:20:11.674	1:02.885	+0.453	22.600	21.896	18.389
2	14:13:31.797	1:01.673	+0.502	21.933	21.426	18.314	9	14:21:14.874	1:03.200	+0.768	22.650	22.112	18.438
3	14:14:33.270	1:01.473	+0.302	22.117	21.204	18.152	10	14:22:17.927	1:03.053	+0.621	22.606	21.562	18.555
4	14:15:34.441	1:01.171		21.774	21.143	18.254	11	14:23:20.359	1:02.432		22.081	22.022	18.329
5	14:16:36.776	1:02.335	+1.164	21.779	21.322	19.234	12	14:24:23.627	1:03.268	+0.836	23.178	21.612	18.478
6	14:18:48.993	2:12.217	+1:11.046	1:32.955	21.141	18.121	13	14:25:26.286	1:02.659	+0.227	22.158	21.822	18.679
7	14:19:50.482	1:01.489	+0.318	21.888	21.261	18.340	(65) Kipras Jurse						
8	14:20:54.448	1:03.966	+2.795	22.287	21.714	19.965	1	14:16:04.777	4:38.292	+3:35.108	3:55.652	23:327	19:313
9	14:21:58.092	1:03.644	+2.473	22.006	21.290	20.348	2	14:17:12.909	1:08.132	+4.948	26.657	22.833	18.642
(12) Lukas Schächer							3	14:18:18.242	1:05.333	+2.149	23.641	22.594	19.098
1	14:12:26.225	1:03.074	+1.574	23.163	21.515	18.396	4	14:19:22.596	1:04.354	+1.170	23.109	22.392	18.853
2	14:13:28.854	1:02.629	+1.129	22.343	21.461	18.825	5	14:20:27.545	1:04.949	+1.765	23.080	22.682	19.187
3	14:14:31.753	1:02.899	+1.399	22.155	22.155	18.589	6	14:21:32.022	1:04.477	+1.293	22.825	22.334	19.318
4	14:15:35.236	1:03.483	+1.983	22.317	21.517	19.649	7	14:22:35.206	1:03.184		22.453	22.326	18.405
5	14:17:44.272	2:09.036	+1:07.536	1:28.569	21.745	18.722	8	14:23:38.827	1:03.621	+0.437	22.605	22.218	18.798
6	14:18:46.198	1:01.926	+0.426	21.739	21.561	18.626	9	14:24:42.630	1:03.803	+0.619	22.817	22.341	18.645
7	14:19:48.855	1:02.657	+1.157	22.055	22.218	18.384	10	14:25:46.618	1:03.988	+0.804	23.112	22.183	18.693
8	14:20:50.848	1:01.993	+0.493	21.757	21.530	18.706	(17) Nico Franke						
9	14:21:53.286	1:02.438	+0.938	21.869	21.548	19.021	1	14:12:37.608	1:05.952	+2.007	24.255	22.253	19.444
10	14:22:55.502	1:02.216	+0.716	22.341	21.472	18.403	2	14:13:42.283	1:04.675	+0.730	23.560	21.944	19.171
11	14:23:57.186	1:01.684	+0.184	22.044	21.235	18.405	3	14:14:46.847	1:04.564	+0.619	23.276	22.209	19.079
12	14:24:58.686	1:01.500		21.899	21.280	18.321	4	14:15:52.095	1:05.248	+1.303	24.052	21.805	19.391
13	14:26:00.912	1:02.226	+0.726	21.849	21.262	19.115	5	14:16:58.338	1:06.243	+2.298	23.745	22.689	19.809
(55) Luis Laurin Speck							6	14:18:02.724	1:04.386	+0.441	23.301	21.704	19.381
1	14:12:34.687	1:05.029	+3.466	23.660	22.051	19.318	7	14:19:09.320	1:06.596	+2.651	23.159	22.336	21.101
2	14:13:39.431	1:04.744	+3.181	23.868	21.866	19.010	8	14:20:13.992	1:04.672	+0.727	23.384	22.139	19.149
3	14:14:43.996	1:04.565	+3.002	23.658	21.757	19.150	9	14:21:17.937	1:03.945		23.027	21.737	19.181
4	14:15:48.997	1:05.001	+3.438	23.257	22.313	19.431	10	14:22:23.897	1:05.960	+2.015	24.051	22.763	19.146
5	14:16:54.430	1:05.433	+3.870	23.754	21.862	19.817	11	14:23:28.064	1:04.167	+0.222	22.910	22.215	19.042
6	14:21:08.193	4:13.763	+3:12.200	3:33.537	21.759	18.467	12	14:24:34.782	1:06.718	+2.773	23.284	21.725	21.709
7	14:22:09.857	1:01.664	+0.101	22.039	21.521	18.104	(68) Elie Goldstein						
8	14:23:11.420	1:01.563		21.826	21.399	18.338	1	14:12:32.093	1:06.941	+4.729	23.804	23.549	19.588
9	14:24:12.992	1:01.572	+0.009	21.922	21.410	18.240	2	14:13:37.851	1:05.758	+3.546	23.651	22.112	19.995
10	14:25:14.762	1:01.770	+0.207	22.058	21.501	18.211	3	14:14:42.467	1:04.616	+2.404	23.263	22.516	18.837
(11) Jens Treur							4	14:15:46.583	1:04.116	+1.904	22.951	22.215	18.950
1	14:12:29.228	1:03.771	+1.534	23.580	21.906	18.285	5	14:16:50.877	1:04.294	+2.082	22.983	22.306	19.005
2	14:13:31.536	1:02.308	+0.071	22.240	21.478	18.590	6	14:17:54.927	1:04.050	+1.838	22.983	22.365	18.702
3	14:14:34.342	1:02.806	+0.569	22.731	21.501	18.574	7	14:18:58.797	1:03.870	+1.658	23.133	22.221	18.516
4	14:15:36.657	1:02.315	+0.078	22.185	21.662	18.468	8	14:20:03.974	1:05.177	+2.965	24.448	22.023	18.706
5	14:16:38.894	1:02.237		22.405	21.294	18.538	9	14:21:06.670	1:02.696	+0.484	22.393	21.912	18.391
6	14:17:41.191	1:02.297	+0.060	22.303	21.501	18.493	10	14:22:10.677	1:04.007	+1.795	22.407	23.283	18.317
7	14:18:47.613	1:06.422	+4.185	23.712	24.297	18.413	11	14:23:13.127	1:02.450	+0.238	22.293	21.680	18.477
8	14:19:50.066	1:02.453	+0.216	22.209	21.702	18.542	12	14:24:15.741	1:02.614	+0.402	22.570	21.450	18.594
							13	14:25:17.953	1:02.212		22.270	21.590	18.352



DKM - KZ2

Test-Session 4

Track length: 1.190 Km
Session Started: 16:50:03
Best Lap by: 6 - Markus Kajak - 46.970

Rank	#	Driver	Nat	Sponsor Entrant	Nat	License E-License	Make	laps	Best Lap	Diff	In Lap	Penalty
1	6	Markus Kajak	EST	Maranello SRP Factory Team	DEU	ITE26214 KBF38275	Maranello/TM/Vega	13	46.970		12	
2	5	David Trefilov	DEU	Maranello SRP Factory Team	DEU	ITE 16049 KBF38275	Maranello/TM /Vega	12	47.073	0.103	10	
3	15	David Liwinski	POL	Dörr Motorsport	DEU	ITE10012 BIF38420	KR/IAME/Vega	11	47.272	0.302	5	
4	68	Elie Goldstein	BEL	Tbkart racing team Srl	ITA	ITE909070 IDC470451	Tbkart/TM/Vega	12	47.306	0.336	5	
5	73	Valentino Fritsch	DEU	BIREL ART RACING KSW	AUT	ITE12819 IBLBK102	BirelArt/TM /Vega	12	47.337	0.367	10	
6	10	Lukas Scherbinskas	DEU	NSL Racing	LTU	ITE11348 IBL2024-KL/10	Energy/TM/Vega	14	47.346	0.376	4	
7	67	Alexander Schmitz	DEU	Alexander Schmitz	DEU	ITE14228 IDC14228	Tony Kart/Vortex/Vega	13	47.377	0.407	6	
8	19	Jannik-Julius Bernhart	AUT	Dörr Motorsport	DEU	ITEJK2048 BIF38420	KR/IAME/Vega	12	47.406	0.436	5	
9	9	André Maticic	DEU	Solgat Motorsport	DEU	ITE 34369 KBF42332	Birel Art/TM/Vega	12	47.415	0.445	6	
10	12	Lukas Schächer	DEU	TB Racing Team	DEU	ITE 28091 KBF38262	KR/TM/Vega	13	47.418	0.448	9	
11	46	Gianni Andrisani	DEU	TB Racing Team	DEU	ITE13762 KBF38262	KR/TM/Vega	12	47.439	0.469	10	
12	13	Christiaan de Kleijn	NLD	CRG Holland	NLD	ITE44092 IBL15521	CRG/TM/Vega	14	47.473	0.503	6	
13	69	Jorrit Pex	NLD	SP Motorsport	NLD	ITE27382 IBL47253006	KR/TM/Vega	13	47.482	0.512	5	
14	11	Jens Treur	NLD	CRG Holland	NLD	ITE44483 IBL15521	CRG/TM/Vega	7	47.487	0.517	6	
15	55	Luis Laurin Speck	DEU	Tbkart racing team srl	ITA	ITE11633 BIF470451	Tbkart/IAME/Vega	12	47.490	0.520	9	
16	18	Robert Kindervater	DEU	ADAC Berlin-Brandenburg e.V. BIREL ART RACING KSW	AUT	ITE24990 IBLBK 102	Birel Art/TM/Vega	11	47.509	0.539	6	
17	70	Matej Kacovsky	CZE	Spirit Racing s.r.o	CZE	ITC-C24AS0641 IBL24AT00161	Birel Art/TM /Vega	12	47.593	0.623	10	
18	41	Maddox Wirtz	DEU	VDB Kart Racing	DEU	ITE 39902 KBF42053	Birel Art/TM/Vega	9	47.770	0.800	7	
19	74	Jesper Sjöberg	SWE	BIREL ART RACING KSW	AUT	ITE4628 IBLBK102	BirelArt/TM /Vega	13	47.779	0.809	5	
20	65	Kipras Jurse	LTU	Paske Racing	LTU	ITE2024-ITE/001 IBL2024-KL/05	Righetti Ridolfi/TM/Vega	14	48.095	1.125	10	
21	72	Aleks Jutkevicius	LTU	Paske Racing	LTU	ITE2024-ITE/012 IBL2024-KL/05	Righetti Ridolfi/TM/Vega	13	48.156	1.186	12	
22	71	Kevin Stehouwer	NLD	Kevin Stehouwer	NLD	ITE43342 IDC43342	Birel Art/Vortex/Vega	11	48.337	1.367	8	
23	17	Nico Franke	DEU	ADAC Berlin-Brandenburg e.V. SG Samuelkart	NLD	ITE42574 IBL57205001	CRG/TM/Vega	10	49.003	2.033	4	


Timekeeper
M.Riehmers

Race Director
H.Seidel

Page 1/1

These results are provisional until the conclusion of any judicial and technical matters!

Printed: 14.06.2024 / 17:05



INT. ADAC Kartrennen Wackersdorf

DKM - KZ2

Pro Kart Raceland Wackersdorf 1,190 Km

Test-Session 4

14.06.2024 16:50

Practice (15:00 Time) started at 16:50:03

Lap	Time of Day	Lap Tm	Diff	S1 Tm	S2 Tm	S3 Tm
(6) Markus Kajak						
1	16:52:12.863	55.985	+9.015	20.873	18.589	16.523
2	16:53:02.802	49.939	+2.969	18.790	16.250	14.899
3	16:53:50.234	47.432	+0.462	17.018	15.787	14.627
4	16:54:37.577	47.343	+0.373	16.916	15.839	14.588
5	16:55:24.811	47.234	+0.264	16.872	15.752	14.610
6	16:56:13.119	48.308	+1.338	17.044	15.861	15.403
7	16:58:35.549	2:22.430	+1:35.460	1:47.837	18.713	15.880
8	16:59:24.390	48.841	+1.871	18.073	16.032	14.736
9	17:00:11.574	47.184	+0.214	16.914	15.695	14.575
10	17:00:58.562	46.988	+0.018	16.778	15.657	14.553
11	17:01:45.566	47.004	+0.034	16.777	15.650	14.577
12	17:02:32.536	46.970		16.713	15.703	14.554
13	17:03:21.574	49.038	+2.068	16.850	15.750	16.438

Lap	Time of Day	Lap Tm	Diff	S1 Tm	S2 Tm	S3 Tm
(5) David Trefilov						
1	16:52:12.958	55.895	+8.822	20.901	18.535	16.459
2	16:53:03.929	50.971	+3.898	18.872	16.459	15.640
3	16:53:52.245	48.316	+1.243	17.560	16.065	14.691
4	16:54:40.830	48.585	+1.512	16.956	15.928	15.701
5	16:58:08.177	3:27.347	+2:40.274	2:50.865	20.083	16.399
6	16:58:57.610	49.433	+2.360	18.281	16.358	14.794
7	16:59:45.170	47.560	+0.487	17.159	15.772	14.629
8	17:00:32.260	47.090	+0.017	16.842	15.674	14.574
9	17:01:19.388	47.128	+0.055	16.847	15.707	14.574
10	17:02:06.461	47.073		16.829	15.689	14.555
11	17:02:53.780	47.319	+0.246	16.883	15.748	14.688
12	17:03:47.187	53.407	+6.334	17.124	16.459	19.824

Lap	Time of Day	Lap Tm	Diff	S1 Tm	S2 Tm	S3 Tm
(15) David Liwinski						
1	16:52:20.779	53.583	+6.311	20.561	17.493	15.529
2	16:53:09.063	48.284	+1.012	17.468	16.009	14.807
3	16:54:12.232	1:03.169	+15.897	18.479	28.747	15.943
4	16:54:59.625	47.393	+0.121	16.966	15.775	14.652
5	16:55:46.897	47.272		16.874	15.781	14.617
6	16:56:35.632	48.735	+1.463	16.912	15.828	15.995
7	16:58:47.084	2:11.452	+1:24.180	1:39.991	16.595	14.866
8	16:59:34.758	47.674	+0.402	17.078	15.912	14.684
9	17:00:22.363	47.605	+0.333	17.090	15.773	14.742
10	17:01:09.998	47.635	+0.363	17.110	15.820	14.705
11	17:01:58.677	48.679	+1.407	17.087	15.947	15.645

Lap	Time of Day	Lap Tm	Diff	S1 Tm	S2 Tm	S3 Tm
(68) Elie Goldstein						
1	16:52:21.895	52.943	+5.637	19.852	18.109	14.982
2	16:53:10.198	48.303	+0.997	17.330	16.383	14.830
3	16:54:02.082	51.884	+4.578	17.258	19.175	15.451
4	16:54:50.881	47.999	+0.693	17.460	15.923	14.616
5	16:55:37.387	47.306		16.881	15.769	14.656
6	16:56:25.710	48.323	+1.017	16.909	16.041	15.373
7	16:57:17.517	51.807	+4.501	17.070	17.183	17.554
8	16:59:37.074	2:19.557	+1:32.251	1:44.606	18.521	16.430
9	17:00:24.840	47.766	+0.460	17.107	15.871	14.788
10	17:01:13.109	48.269	+0.963	17.128	16.267	14.874
11	17:02:00.584	47.475	+0.169	16.938	15.857	14.680
12	17:02:48.647	48.063	+0.757	17.000	15.964	15.099

Lap	Time of Day	Lap Tm	Diff	S1 Tm	S2 Tm	S3 Tm
(73) Valentino Fritsch						
1	16:52:05.669	52.389	+5.052	19.323	17.145	15.921
2	16:52:55.431	49.762	+2.425	17.938	16.770	15.054
3	16:53:43.686	48.255	+0.918	17.336	16.083	14.836
4	16:54:31.625	47.939	+0.602	17.096	16.036	14.807
5	16:55:19.608	47.983	+0.646	17.143	15.987	14.853
6	16:56:08.362	48.754	+1.417	17.075	15.900	15.779
7	16:59:41.021	3:32.659	+2:45.322	2:58.737	18.351	15.571
8	17:00:29.570	48.549	+1.212	17.660	16.059	14.830
9	17:01:17.086	47.516	+0.179	16.997	15.809	14.710
10	17:02:04.423	47.337		16.933	15.716	14.688
11	17:02:51.855	47.432	+0.095	16.944	15.780	14.708
12	17:03:46.408	54.553	+7.216	17.078	17.662	19.813

Lap	Time of Day	Lap Tm	Diff	S1 Tm	S2 Tm	S3 Tm
(10) Lukas Scherbinkas						
1	16:53:52.704	52.839	+5.493	21.759	16.305	14.775
2	16:54:40.085	47.381	+0.035	17.017	15.747	14.617

Lap	Time of Day	Lap Tm	Diff	S1 Tm	S2 Tm	S3 Tm
3	16:55:27.448	47.363	+0.017	17.058	15.672	14.633
4	16:56:14.794	47.346		17.024	15.676	14.646
5	16:57:03.337	48.543	+1.197	17.196	16.094	15.253
6	16:57:53.433	50.096	+2.750	18.733	16.302	15.061
7	16:58:42.050	48.617	+1.271	17.644	16.208	14.765
8	16:59:29.888	47.838	+0.492	17.227	15.884	14.727
9	17:00:17.435	47.547	+0.201	17.003	15.872	14.672
10	17:01:05.177	47.742	+0.396	17.146	15.885	14.711
11	17:01:53.018	47.841	+0.495	17.276	15.863	14.702
12	17:02:40.662	47.644	+0.298	17.040	15.847	14.757
13	17:03:29.011	48.349	+1.003	17.085	16.090	15.174
14	17:04:29.930	1:00.919	+13.573	19.182	21.022	20.715

Lap	Time of Day	Lap Tm	Diff	S1 Tm	S2 Tm	S3 Tm
(67) Alexander Schmitz						
1	16:52:13.125	55.568	+8.191	20.930	18.332	16.306
2	16:53:05.829	52.704	+5.327	19.195	16.683	16.826
3	16:53:56.540	50.711	+3.334	19.615	16.250	14.846
4	16:54:44.025	47.485	+0.108	16.971	15.844	14.670
5	16:55:31.648	47.623	+0.246	17.111	15.719	14.793
6	16:56:19.025	47.377		16.927	15.699	14.751
7	16:57:08.856	49.831	+2.454	16.957	16.426	16.448
8	16:59:57.301	2:48.445	+2:01.068	2:17.292	16.228	14.925
9	17:00:44.982	47.681	+0.304	16.974	15.956	14.751
10	17:01:32.702	47.720	+0.343	17.016	15.959	14.745
11	17:02:20.245	47.543	+0.166	16.976	15.781	14.786
12	17:03:08.073	47.828	+0.451	17.003	15.991	14.834
13	17:04:05.521	57.448	+10.071	17.259	19.058	21.131

Lap	Time of Day	Lap Tm	Diff	S1 Tm	S2 Tm	S3 Tm
(19) Jannik-Julius Bernhart						
1	16:52:20.980	52.979	+5.573	19.971	17.501	15.507
2	16:53:09.421	48.441	+1.035	17.702	15.985	14.754
3	16:54:10.063	1:00.642	+13.236	18.195	26.913	15.534
4	16:54:57.675	47.612	+0.206	17.034	15.816	14.762
5	16:55:45.081	47.406		16.975	15.753	14.678
6	16:56:33.856	48.775	+1.369	17.011	16.102	15.662
7	16:58:47.342	2:13.486	+1:26.080	1:40.800	17.816	14.870
8	16:59:35.145	47.803	+0.397	17.109	15.997	14.697
9	17:00:22.930	47.785	+0.379	17.029	16.013	14.743
10	17:01:10.637	47.707	+0.301	16.984	15.954	14.769
11	17:01:58.318	47.681	+0.275	17.041	15.899	14.741
12	17:02:47.070	48.752	+1.346	17.243	16.163	15.346

Lap	Time of Day	Lap Tm	Diff	S1 Tm	S2 Tm	S3 Tm
(9) André Matisic						
1	16:52:13.684	54.036	+6.621	20.586	17.951	15.499
2	16:53:03.802	50.118	+2.703	18.488	16.242	15.388
3	16:53:51.952	48.150	+0.735	17.437	15.874	14.839
4	16:54:39.512	47.560	+0.145	17.016	15.807	14.737
5	16:55:27.007	47.495	+0.080	17.031	15.775	14.689
6	16:56:14.422	47.415		16.969	15.737	14.709
7	16:57:04.237	49.815	+2.400	17.008	16.218	16.589
8	17:00:40.283	3:36.046	+2:48.631	3:04.508	16.524	15.014
9	17:01:28.161	47.878	+0.463	17.159	15	

INT. ADAC Kartrennen Wackersdorf

DKM - KZ2

Pro Kart Raceland Wackersdorf 1,190 Km

Test-Session 4

14.06.2024 16:50

Practice (15:00 Time) started at 16:50:03

Lap	Time of Day	Lap Tm	Diff	S1 Tm	S2 Tm	S3 Tm
3	16:53:53.929	49.935	+2.496	19.017	16.118	14.800
4	16:54:41.775	47.846	+0.407	17.190	15.940	14.716
5	16:55:30.614	48.839	+1.400	17.160	15.926	15.753
6	16:56:22.687	3:22.073	+2:34.634	2:45.916	19.767	16.390
7	16:59:43.146	50.459	+3.020	18.439	16.714	15.306
8	17:00:30.956	47.810	+0.371	17.130	15.943	14.737
9	17:01:18.608	47.662	+0.213	17.049	15.911	14.692
10	17:02:06.047	47.439		16.903	15.820	
11	17:02:53.934	47.887	+0.448	16.957	16.204	14.726
12	17:03:45.722	51.788	+4.349	17.171	16.470	18.147

(13) Christiaan de Kleijn

1	16:51:54.696	48.981	+1.508	17.713	16.340	14.928
2	16:52:42.929	48.233	+0.760	17.357	16.114	14.762
3	16:53:30.688	47.759	+0.286	17.069	15.953	14.737
4	16:54:19.716	49.028	+1.565	17.601	16.646	14.781
5	16:55:07.308	47.592	+0.119	16.974	15.931	14.687
6	16:55:54.781	47.473		16.966	15.855	14.652
7	16:56:45.049	50.268	+2.795	17.137	16.272	16.859
8	16:59:07.172	2:22.123	+1:34.650	1:50.227	16.955	14.941
9	16:59:55.454	48.282	+0.809	17.314	16.103	14.865
10	17:00:43.295	47.841	+0.368	17.076	15.955	14.810
11	17:01:30.981	47.686	+0.213	17.060	15.904	14.722
12	17:02:18.675	47.694	+0.221	17.032	15.937	14.725
13	17:03:06.503	47.828	+0.355	16.977	15.912	14.939
14	17:04:02.588	56.085	+8.612	17.315	18.080	20.690

(69) Jorrit Pex

1	16:52:16.037	58.204	+10.722	21.239	19.184	17.781
2	16:53:11.304	55.267	+7.785	22.789	16.904	15.574
3	16:54:01.469	50.165	+2.683	17.199	17.675	15.291
4	16:54:49.636	48.167	+0.685	17.421	16.050	14.696
5	16:55:37.118	47.482		16.978	15.819	14.685
6	16:56:26.261	49.143	+1.661	17.877	16.196	15.070
7	16:57:17.171	50.910	+3.428	17.111	16.476	17.323
8	16:59:48.908	2:31.737	+1:44.255	2:00.848	16.094	14.795
9	17:00:36.646	47.738	+0.256	17.045	15.875	14.818
10	17:01:24.304	47.658	+0.176	17.054	15.852	14.752
11	17:02:11.941	47.637	+0.155	17.019	15.871	14.747
12	17:02:59.755	47.814	+0.332	16.996	15.937	14.881
13	17:03:56.662	56.907	+9.425	19.183	17.467	20.257

(11) Jens Treur

1	16:52:10.381	52.985	+5.498	20.841	17.121	15.023
2	16:53:04.396	54.015	+6.528	17.680	18.858	17.477
3	16:53:53.125	48.729	+1.242	17.854	16.072	14.803
4	16:54:40.991	47.866	+0.379	17.125	15.933	14.808
5	16:55:28.951	47.960	+0.473	17.061	15.884	15.015
6	16:56:16.438	47.487		16.945	15.821	14.721
7	16:57:06.441	50.003	+2.516	16.991	16.331	16.681

(55) Luis Laurin Speck

1	16:52:18.779	59.531	+12.041	23.738	20.214	15.579
2	16:53:07.367	48.588	+1.098	17.640	16.106	14.842
3	16:54:00.564	53.197	+5.707	18.097	18.483	16.617
4	16:54:48.142	47.578	+0.088	17.059	15.825	14.694
5	16:57:37.863	2:49.721	+2:02.231	17.049	19.996	16.921
6	16:58:29.146	51.283	+3.793	19.040	16.923	15.320
7	16:59:17.906	48.760	+1.270	17.679	16.205	14.876
8	17:00:05.514	47.608	+0.118	16.961	15.867	14.780
9	17:00:53.004	47.490		16.923	15.837	14.730
10	17:01:40.927	47.923	+0.433	16.919	15.858	15.146
11	17:03:15.044	1:34.117	+46.627	1:03.223	15.970	14.924
12	17:04:14.700	59.656	+12.166	17.443	20.528	21.685

(18) Robert Kindervater

1	16:52:05.443	53.411	+5.902	20.121	17.263	16.027
2	16:52:55.289	49.846	+2.337	17.933	16.755	15.158
3	16:53:43.209	47.920	+0.411	17.292	15.900	14.728
4	16:54:30.913	47.704	+0.195	17.123	15.853	14.728
5	16:55:20.279	49.366	+1.857	18.785	15.796	14.785
6	16:56:07.788	47.509		16.982	15.767	14.760
7	16:56:57.072	49.284	+1.775	17.031	16.244	16.009
8	17:01:02.288	4:05.216	+3:17.707	3:34.218	16.118	14.880

Lap	Time of Day	Lap Tm	Diff	S1 Tm	S2 Tm	S3 Tm
9	17:01:50.032	47.744	+0.235	17.060	15.953	14.731
10	17:02:37.728	47.696	+0.187	16.986	15.987	14.723
11	17:03:27.316	49.588	+2.079	17.026	16.308	16.254

(70) Matej Kacovsky

1	16:52:14.128	55.654	+8.061	21.669	18.298	15.687
2	16:53:04.562	50.434	+2.841	18.674	16.484	15.276
3	16:53:53.432	48.870	+1.277	17.905	16.074	14.891
4	16:54:41.398	47.966	+0.373	17.128	16.103	14.735
5	16:55:30.278	48.880	+1.287	17.098	16.007	15.775
6	16:59:21.573	3:51.295	+3:03.702	3:14.224	20.730	16.341
7	17:00:12.293	50.720	+3.127	18.521	17.171	15.028
8	17:01:00.133	47.840	+0.247	17.087	15.918	14.835
9	17:01:47.914	47.781	+0.188	17.058	15.986	14.737
10	17:02:35.507	47.593		17.013	15.824	14.756
11	17:03:23.863	48.356	+0.763	17.143	15.963	15.250
12	17:04:26.698	1:02.835	+15.242	19.058	22.018	21.759

(41) Maddox Wirtz

1	16:57:05.681	52.106	+4.336	18.823	16.852	16.431
2	16:57:56.113	50.432	+2.662	18.488	16.670	15.274
3	16:58:46.062	49.949	+2.179	18.469	16.478	15.002
4	16:59:34.516	48.454	+0.684	17.414	16.228	14.812
5	17:00:23.270	48.754	+0.984	17.885	16.069	14.800
6	17:01:11.292	48.022	+0.252	17.135	16.035	14.852
7	17:01:59.062	47.770		17.074	15.971	14.725
8	17:02:47.024	47.962	+0.192	17.059	16.051	14.852
9	17:03:39.665	52.641	+4.871	18.140	16.574	17.927

(74) Jesper Sjøberg

1	16:52:13.552	55.221	+7.442	21.376	17.927	15.918
2	16:53:04.300	50.748	+2.969	19.034	16.499	15.215
3	16:53:52.912	48.612	+0.833	17.748	16.053	14.811
4	16:54:40.745	47.833	+0.054	17.093	15.983	14.757
5	16:55:28.524	47.779		17.095	15.884	14.800
6	16:56:16.851	48.327	+0.548	17.073	15.842	15.412
7	16:58:36.166	2:19.315	+1:31.536	1:44.970	18.341	16.004
8	16:59:25.234	49.068	+1.289	18.013	16.134	14.921
9	17:00:13.285	48.051	+0.272	17.114	16.008	14.929
10	17:01:01.421	48.136	+0.357	17.104	16.068	14.964
11	17:01:49.329	47.908	+0.129	17.070	16.050	14.788
12	17:02:37.224	47.895	+0.116	17.094	15.941	14.860
13	17:03:28.242	51.018	+3.239	17.185	16.204	17.629

(65) Kipras Jurse

1	16:52:13.909	54.824	+6.729	21.386	17.933	15.505
2	16:53:05.407	51.498	+3.403	19.508	16.808	15.182
3	16:53:54.787	49.380	+1.285	17.898	16.502	14.980
4	16:54:43.099	48.312	+0.217	17.436	16.009	14.867
5	16:55:32.498	49.399	+1.304	17.264	16.226	15.909
6	16:57:17.036	1:44.538	+54.443	1:12.347	16.757	15.434
7	16:58:08.391	51.355	+3.260	18.070	16.921	16.364
8	16:58:58.151	49.760	+1.665	18.295	16.512	14.953
9	16:59:46.401	48.250	+0.155	17.347	16.066	14.837
10	17:00:34.496	48.095		17.229	15.981	14.885
11	17:01:22.761	48.265	+0.170	17.340	16.006	14.919
12	17:02:12.238	49.477	+1.382	17.735	16.884	14.858
13	17:03:00.789	48.551	+0.456	17.239	16.302	15.010
14	17:03:57.279	56.490	+8.395	18.404	17.510	20.576

(72) Aleks Jutkevicius

1	16:52:17.755	57.810	+9.654	20.951	18.981	17.878
2	16:53:07.193	49.438	+1.282	17.808	16.126	15.504
3	16:53:55.443	48.250	+0.094	17.287	15.965	14.998
4	16:54:43.792	48.349	+0.193	17.222	16.069	15.058
5	16:55:33.717	49.925	+1.769	17.698	15.924	16.303
6	16:57:48.802	2:15.085	+1:26.929	1:41.801	17.650	16.634
7	16					

INT. ADAC Kartrennen Wackersdorf

DKM - KZ2

Pro Kart Raceland Wackersdorf 1,190 Km

Test-Session 4

14.06.2024 16:50

Practice (15:00 Time) started at 16:50:03

Lap	Time of Day	Lap Tm	Diff	S1 Tm	S2 Tm	S3 Tm	Lap	Time of Day	Lap Tm	Diff	S1 Tm	S2 Tm	S3 Tm
[71] Kevin Stehouwer													
1	16:52:13.823	55.115	+6.778	21.233	17.958	15.924							
2	16:53:04.928	51.105	+2.768	19.401	16.486	15.218							
3	16:53:53.818	48.890	+0.553	17.790	16.150	14.950							
4	16:54:42.691	48.873	+0.536	17.862	16.068	14.943							
5	16:55:31.970	49.279	+0.942	17.201	16.281	15.797							
6	16:59:04.480	332.510	+244.173	2:56.930	19.024	16.556							
7	16:59:56.000	51.520	+3.183	18.786	16.847	15.887							
8	17:00:44.337	48.337		17.161	16.291	14.885							
9	17:01:33.043	48.706	+0.369	17.207	16.704	14.795							
10	17:02:23.360	50.317	+1.980	18.968	16.475	14.874							
11	17:03:14.517	51.157	+2.820	18.454	16.027	16.676							
[17] Nico Franke													
1	16:53:15.478	1:51.714	+1:02.711	1:19.189	17.037	15.488							
2	16:54:06.148	50.670	+1.667	17.848	17.422	15.400							
3	16:54:55.343	49.195	+0.192	17.732	16.312	15.151							
4	16:55:44.346	49.003		17.554	16.239	15.210							
5	16:56:33.708	49.362	+0.359	17.603	16.405	15.354							
6	16:57:27.010	53.302	+4.299	18.067	17.197	18.038							
7	17:01:39.940	4:12.930	+3:23.927	3:40.698	16.865	15.367							
8	17:02:29.590	49.650	+0.647	17.670	16.495	15.485							
9	17:03:20.037	50.447	+1.444	18.034	16.771	15.642							
10	17:04:28.562	1:08.525	+19.522	20.036	23.175	25.314							



DKM - KZ2

Free Practice

Track length: 1.190 Km

Session Started: 8:39:59

Best Lap by: 69 - Jorrit Pex - 59.841

Rank	#	Driver	Nat	Sponsor Entrant	Nat	License E-License	Make	laps	Best Lap	Diff	In Lap	Penalty
1	69	Jorrit Pex	NLD	SP Motorsport	NLD	ITE27382 IBL47253006	KR/TM/Vega	9	59.841		7	
2	15	David Liwinski	POL	Dörr Motorsport	DEU	ITE10012 BIF38420	KR/IAME/Vega	9	59.882	0.041	4	
3	5	David Trefilov	DEU	Maranello SRP Factory Team	DEU	ITE 16049 KBF38275	Maranello/TM /Vega	8	1:00.213	0.372	4	
4	1	Stan Pex	NLD	SP Motorsport	NLD	ITE31772 IBL47253	Kart Republic/TM/Vega	5	1:00.266	0.425	3	
5	67	Alexander Schmitz	DEU	Alexander Schmitz	DEU	ITE14228 IDC14228	Tony Kart/Vortex/Vega	9	1:00.375	0.534	7	
6	74	Jesper Sjöberg	SWE	BIREL ART RACING KSW	AUT	ITE4628 IBLBK102	BirelArt/TM /Vega	9	1:00.494	0.653	9	
7	6	Markus Kajak	EST	Maranello SRP Factory Team	DEU	ITE26214 KBF38275	Maranello/TM/Vega	8	1:00.515	0.674	4	
8	73	Valentino Fritsch	DEU	BIREL ART RACING KSW	AUT	ITE12819 IBLBK102	BirelArt/TM /Vega	9	1:00.517	0.676	8	
9	9	André Matisic	DEU	Solgat Motorsport	DEU	ITE 34369 KBF42332	Birel Art/TM/Vega	9	1:00.528	0.687	9	
10	46	Gianni Andrisani	DEU	TB Racing Team	DEU	ITE13762 KBF38262	KR/TM/Vega	7	1:00.587	0.746	6	
11	70	Matej Kacovsky	CZE	Spirit Racing s.r.o	CZE	ITC-C24AS0641 IBL24AT00161	Birel Art/TM /Vega	9	1:00.668	0.827	9	
12	18	Robert Kindervater	DEU	ADAC Berlin-Brandenburg e.V. BIREL ART RACING KSW	AUT	ITE24990 IBLBK 102	Birel Art/TM/Vega	9	1:00.673	0.832	8	
13	13	Christiaan de Kleijn	NLD	CRG Holland	NLD	ITE44092 IBL15521	CRG/TM/Vega	9	1:00.883	1.042	7	
14	71	Kevin Stehouwer	NLD	Kevin Stehouwer	NLD	ITE43342 IDC43342	Birel Art/Vortex/Vega	8	1:00.923	1.082	4	
15	11	Jens Treur	NLD	CRG Holland	NLD	ITE44483 IBL15521	CRG/TM/Vega	9	1:01.117	1.276	6	
16	12	Lukas Schächer	DEU	TB Racing Team	DEU	ITE 28091 KBF38262	KR/TM/Vega	8	1:01.127	1.286	7	
17	10	Lukas Scherbinkas	DEU	NSL Racing	LTU	ITE11348 IBL2024-KL/10	Energy/TM/Vega	9	1:01.209	1.368	5	
18	55	Luis Laurin Speck	DEU	Tbkart racing team srl	ITA	ITE11633 BIF470451	Tbkart/IAME/Vega	7	1:01.478	1.637	5	
19	14	Danilo Albanese	ITA	Dörr Motorsport	DEU	ITE498284 BIF38420	KR/IAME/Vega	9	1:01.526	1.685	7	
20	72	Aleks Jutkevicius	LTU	Paske Racing	LTU	ITE2024-ITE/012 IBL2024-KL/05	Righetti Ridolfi/TM/Vega	9	1:01.668	1.827	9	
21	19	Jannik-Julius Bernhart	AUT	Dörr Motorsport	DEU	ITEJK2048 BIF38420	KR/IAME/Vega	7	1:02.159	2.318	3	
22	41	Maddox Wirtz	DEU	VDB Kart Racing	DEU	ITE 39902 KBF42053	Birel Art/TM/Vega	9	1:02.432	2.591	8	
23	68	Elie Goldstein	BEL	Tbkart racing team Srl	ITA	ITE909070 IDC470451	Tbkart/TM/Vega	7	1:02.497	2.656	7	
24	65	Kipras Jurse	LTU	Paske Racing	LTU	ITE2024-ITE/001 IBL2024-KL/05	Righetti Ridolfi/TM/Vega	9	1:02.690	2.849	9	
25	17	Nico Franke	DEU	ADAC Berlin-Brandenburg e.V. SG Samuelkart	NLD	ITE42574 IBL57205001	CRG/TM/Vega	5	1:05.649	5.808	4	


Timekeeper
M.Riehmers

Race Director
H.Seidel

Page 1/1

These results are provisional until the conclusion of any judicial and technical matters!

Printed: 15.06.2024 / 08:51



INT. ADAC Kartrennen Wackersdorf

DKM - KZ2

Pro Kart Raceland Wackersdorf 1,190 Km

Free Practice

15.06.2024 08:40

Practice (10:00 Time) started at 8:39:59

Lap	Time of Day	Lap Tm	Diff	S1 Tm	S2 Tm	S3 Tm
(69) Jorrit Pex						
1	8:42:12.855	1:00.774	+0.933	22.281	20.768	17.725
2	8:43:13.924	1:01.069	+1.228	22.051	21.233	17.785
3	8:44:21.624	1:07.700	+7.859	22.094	27.672	17.934
4	8:45:21.779	1:00.155	+0.314	21.693	20.581	17.881
5	8:46:21.626	59.847	+0.006	21.552	20.515	17.780
6	8:47:28.883	1:07.257	+7.416	25.760	23.407	18.090
7	8:48:28.724	59.841		21.494	20.388	17.959
8	8:49:28.674	59.950	+0.109	21.543	20.627	17.780
9	8:50:28.690	1:00.016	+0.175	21.682	20.653	17.681

(15) David Liwinski						
1	8:42:48.771	1:00.648	+0.766	21.598	20.954	18.096
2	8:43:49.933	1:01.162	+1.280	21.573	21.626	17.963
3	8:44:50.334	1:00.401	+0.519	21.601	20.813	17.987
4	8:45:50.216	59.882		21.584	20.525	17.773
5	8:46:50.333	1:00.117	+0.235	21.657	20.613	17.847
6	8:47:50.777	1:00.444	+0.562	21.595	20.823	18.026
7	8:48:50.813	1:00.036	+0.154	21.570	20.676	17.790
8	8:49:50.717	59.904	+0.022	21.442	20.656	17.806
9	8:50:53.004	1:02.287	+2.405	21.835	20.696	19.756

(5) David Trefilov						
1	8:42:14.038	1:01.606	+1.393	22.599	20.994	18.013
2	8:43:14.596	1:00.558	+0.345	21.762	20.966	17.830
3	8:44:15.743	1:01.147	+0.934	21.774	20.801	18.572
4	8:45:15.956	1:00.213		21.750	20.646	17.817
5	8:46:17.046	1:01.090	+0.877	22.058	20.925	18.107
6	8:47:17.756	1:00.710	+0.497	21.854	20.880	17.976
7	8:48:18.274	1:00.518	+0.305	21.712	20.824	17.982
8	8:49:20.601	1:02.327	+2.114	21.783	21.291	19.253

(1) Stan Pex						
1	8:42:09.084	1:01.151	+0.885	22.112	21.127	17.912
2	8:43:09.849	1:00.765	+0.499	21.828	20.906	18.031
3	8:44:10.115	1:00.266		21.935	20.631	17.700
4	8:45:10.438	1:00.323	+0.057	21.816	20.667	17.840
5	8:46:11.773	1:01.335	+1.069	21.959	20.667	18.709

(67) Alexander Schmitz						
1	8:42:27.459	1:01.834	+1.459	21.965	21.387	18.482
2	8:43:28.134	1:00.675	+0.800	21.784	21.099	17.792
3	8:44:28.916	1:00.782	+0.407	21.585	21.103	18.094
4	8:45:29.884	1:00.968	+0.593	21.730	21.045	18.193
5	8:46:30.426	1:00.542	+0.167	21.520	21.045	17.977
6	8:47:31.244	1:00.818	+0.443	21.789	20.989	18.040
7	8:48:31.619	1:00.375		21.585	20.803	17.987
8	8:49:34.002	1:02.383	+2.008	21.877	22.183	18.323
9	8:50:34.796	1:00.794	+0.419	21.684	21.006	18.104

(74) Jesper Sjöberg						
1	8:42:15.424	1:02.451	+1.957	22.198	21.397	18.856
2	8:43:16.399	1:00.975	+0.481	21.916	20.936	18.123
3	8:44:17.276	1:00.877	+0.383	21.821	20.887	18.169
4	8:45:18.966	1:01.690	+1.196	22.089	21.199	18.402
5	8:46:20.084	1:01.118	+0.624	22.048	21.010	18.060
6	8:47:20.992	1:00.908	+0.414	21.887	20.887	18.134
7	8:48:21.565	1:00.573	+0.079	21.656	20.856	18.061
8	8:49:22.110	1:00.545	+0.051	21.737	20.856	17.952
9	8:50:22.604	1:00.494		21.635	20.887	17.972

(6) Markus Kajak						
1	8:42:09.506	1:00.969	+0.454	22.070	21.032	17.867
2	8:43:10.743	1:01.237	+0.722	22.054	21.173	18.010
3	8:44:11.761	1:01.018	+0.503	22.079	21.036	17.903
4	8:45:12.276	1:00.515		21.750	20.977	17.788
5	8:46:12.853	1:00.577	+0.062	21.908	20.724	17.945
6	8:47:14.144	1:01.291	+0.776	21.721	20.841	18.729
7	8:49:27.071	2:12.927	+1:12.412	1:33.518	21.184	18.225
8	8:50:27.787	1:00.716	+0.201	21.666	21.021	18.029

(73) Valentino Fritsch						
1	8:42:51.570	1:01.671	+1.154	22.620	20.949	18.102

2	8:43:52.504	1:00.934	+0.417	21.843	20.933	18.158
3	8:44:53.834	1:01.330	+0.813	21.938	20.994	18.398
4	8:45:54.991	1:01.157	+0.640	21.803	21.208	18.146
5	8:46:55.983	1:00.992	+0.475	21.911	20.931	18.150
6	8:47:56.747	1:00.764	+0.247	21.642	20.849	18.273
7	8:48:57.446	1:00.699	+0.182	21.789	20.820	18.090
8	8:49:57.963	1:00.517		21.746	20.685	18.086
9	8:50:59.897	1:01.934	+1.417	21.857	20.966	19.111

(9) André Matisic						
1	8:42:21.342	1:02.211	+1.683	22.742	21.261	18.208
2	8:43:23.158	1:01.816	+1.288	22.369	21.189	18.258
3	8:44:24.304	1:01.146	+0.618	21.861	21.089	18.196
4	8:45:25.029	1:00.725	+0.197	21.748	21.000	17.977
5	8:46:25.763	1:00.734	+0.206	21.796	20.910	18.028
6	8:47:26.304	1:00.541	+0.013	21.551	20.774	18.216
7	8:48:27.250	1:00.946	+0.418	21.868	20.910	18.168
8	8:49:30.690	1:03.440	+2.912	21.643	21.042	20.755
9	8:50:31.218	1:00.528		21.618	20.757	18.153

(46) Gianni Andrisani						
1	8:42:23.187	1:02.831	+2.244	22.126	21.305	19.400
2	8:44:54.860	2:31.673	+1:31.086	1:52.150	21.172	18.351
3	8:45:56.038	1:01.178	+0.591	21.819	21.162	18.197
4	8:46:57.211	1:01.173	+0.586	21.865	21.174	18.134
5	8:48:01.696	1:04.485	+3.898	22.209	21.260	21.016
6	8:49:02.283	1:00.587		21.702	20.859	18.026
7	8:50:02.929	1:00.646	+0.059	21.576	20.937	18.133

(70) Matej Kacovsky						
1	8:42:26.742	1:03.636	+2.968	23.720	21.594	18.322
2	8:43:28.891	1:02.149	+1.481	22.734	21.311	18.104
3	8:44:29.769	1:00.878	+0.210	21.599	21.167	18.112
4	8:45:31.242	1:01.473	+0.805	22.276	21.207	17.990
5	8:46:32.178	1:00.936	+0.268	21.786	21.158	17.992
6	8:47:33.207	1:01.029	+0.361	21.929	20.983	18.117
7	8:48:34.190	1:00.983	+0.315	21.652	21.082	18.249
8	8:49:35.390	1:01.200	+0.532	22.009	21.055	18.136
9	8:50:36.058	1:00.668		21.678	20.923	18.067

(18) Robert Kindervater						
1	8:42:12.165	1:01.612	+0.939	22.064	21.017	18.531
2	8:43:13.376	1:01.211	+0.538	21.992	21.116	18.103
3	8:44:14.724	1:01.348	+0.675	22.025	21.303	18.020
4	8:45:16.893	1:02.169	+1.496	22.055	21.669	18.445
5	8:46:18.356	1:01.463	+0.790	22.040	21.172	18.251
6	8:47:19.587	1:01.231	+0.558	22.051	20.945	18.235
7	8:48:20.366	1:00.779	+0.106	21.779	20.924	18.076
8	8:49:21.039	1:00.573		21.620	20.916	18.137
9	8:50:22.339	1:01.300	+0.627	21.885	21.052	18.363

(13) Christiaan de Kleijn						
1	8:42:39.841	1:04.300	+3.417	23.824	22.151	18.325
2	8:43:41.056	1:01.215	+0.332	21.948	21.208	18.059
3	8:44:42.193	1:01.137	+0.254	21.887	21.168	18.082
4	8:45:43.993	1:01.800	+0.917	22.404	21.316	18.080
5	8:46:45.090	1:01.097	+0.214	22.047	21.116	17.934
6	8:47:51.501	1:06.411	+5.528	23.765	24.652	17.994
7	8:48:52.384	1:00.883		21.915	20.880	18.088
8	8:49:53.559	1:01.175	+0.292	22.216	20.885	18.074
9	8:50:54.775	1:01.216	+0.333	22.057	21.043	18.116

(71) Kevin Stehouwer						
1	8:42:23.122	1:02.478	+1.555	23.22		

INT. ADAC Kartrennen Wackersdorf

DKM - KZ2

Pro Kart Raceland Wackersdorf 1,190 Km

Free Practice

15.06.2024 08:40

Practice (10:00 Time) started at 8:39:59

Lap	Time of Day	Lap Tm	Diff	S1 Tm	S2 Tm	S3 Tm
2	8:43:29.789	1:01.522	+0.405	22.342	20.992	18.188
3	8:44:31.060	1:01.271	+0.154	21.996	21.077	18.198
4	8:45:32.747	1:01.687	+0.570	22.186	21.025	18.476
5	8:46:34.063	1:01.316	+0.199	21.972	21.017	18.327
6	8:47:35.180	1:01.117		22.045	20.978	18.094
7	8:48:36.359	1:01.179	+0.062	22.042	20.995	18.142
8	8:49:37.575	1:01.216	+0.099	22.046	21.055	18.115
9	8:50:39.276	1:01.701	+0.584	22.139	21.211	18.351

(12) Lukas Schächer

1	8:43:12.922	1:02.533	+1.406	22.449	21.470	18.614
2	8:44:16.031	1:03.109	+1.982	22.301	21.656	19.152
3	8:45:18.190	1:02.159	+1.032	22.107	21.482	18.570
4	8:46:20.918	1:02.728	+1.601	22.440	21.605	18.683
5	8:47:22.576	1:01.658	+0.531	22.102	21.233	18.323
6	8:48:24.340	1:01.764	+0.637	21.984	21.502	18.278
7	8:49:25.467	1:01.127		21.756	21.032	18.339
8	8:50:26.649	1:01.182	+0.055	21.816	20.995	18.371

(10) Lukas Scherbinkas

1	8:42:12.578	1:01.672	+0.463	22.123	21.576	17.973
2	8:43:14.675	1:02.097	+0.888	22.001	21.900	18.196
3	8:44:16.296	1:01.621	+0.412	22.050	21.212	18.359
4	8:45:18.256	1:01.960	+0.751	22.336	21.255	18.369
5	8:46:19.465	1:01.209		22.072	21.185	17.952
6	8:47:21.440	1:01.975	+0.766	21.997	21.541	18.437
7	8:48:22.987	1:01.547	+0.338	22.118	21.187	18.242
8	8:49:24.222	1:01.235	+0.026	21.802	21.322	18.111
9	8:50:25.467	1:01.245	+0.036	21.888	21.023	18.334

(65) Luis Laurin Speck

1	8:43:50.456	1:03.322	+1.844	22.633	21.784	18.905
2	8:44:52.712	1:02.256	+0.778	22.307	21.596	18.353
3	8:45:54.828	1:02.116	+0.638	22.231	21.709	18.176
4	8:46:56.885	1:02.057	+0.579	22.331	21.475	18.251
5	8:47:58.363	1:01.478		22.269	21.220	17.989
6	8:49:00.325	1:01.962	+0.484	22.145	21.719	18.098
7	8:50:01.971	1:01.646	+0.168	22.190	21.251	18.205

(14) Danilo Albanese

1	8:42:20.488	1:02.995	+1.469	23.077	21.559	18.359
2	8:43:23.534	1:03.046	+1.520	23.004	21.834	18.208
3	8:44:25.960	1:02.426	+0.900	22.282	21.853	18.291
4	8:45:28.058	1:02.098	+0.572	22.243	21.563	18.292
5	8:46:29.933	1:01.875	+0.349	22.224	21.652	17.999
6	8:47:32.223	1:02.290	+0.764	22.556	21.587	18.147
7	8:48:33.749	1:01.526		22.162	21.273	18.091
8	8:49:35.301	1:01.552	+0.026	22.091	21.201	18.260
9	8:50:37.082	1:01.781	+0.255	22.376	21.159	18.246

(72) Aleks Jutkevicius

1	8:42:32.273	1:04.646	+2.978	23.355	22.072	19.219
2	8:43:35.014	1:02.741	+1.073	22.376	21.335	19.030
3	8:44:38.404	1:03.390	+1.722	22.855	21.845	18.690
4	8:45:41.197	1:02.793	+1.125	22.643	21.738	18.412
5	8:46:43.586	1:02.389	+0.721	22.417	21.399	18.573
6	8:47:46.000	1:02.414	+0.746	22.526	21.304	18.584
7	8:48:47.881	1:01.881	+0.213	22.133	21.325	18.423
8	8:49:49.840	1:01.959	+0.291	22.258	21.286	18.415
9	8:50:51.508	1:01.668		22.059	21.156	18.453

(19) Jannik-Julius Bernhart

1	8:43:09.667	1:04.005	+1.846	22.865	22.112	19.028
2	8:44:13.499	1:03.832	+1.673	23.031	22.259	18.542
3	8:45:15.658	1:02.159		21.927	21.588	18.644
4	8:46:18.139	1:02.481	+0.322	22.745	21.221	18.515
5	8:47:21.399	1:03.260	+1.101	22.067	21.580	19.613
6	8:49:07.040	1:45.641	+43.482	1:05.713	21.481	18.447
7	8:50:09.610	1:02.570	+0.411	22.039	21.820	18.711

(41) Maddox Wirtz

1	8:42:32.576	1:03.880	+1.448	23.224	22.034	18.622
2	8:43:36.034	1:03.458	+1.026	22.728	21.898	18.832
3	8:44:39.905	1:03.871	+1.439	22.903	22.206	18.762

Lap	Time of Day	Lap Tm	Diff	S1 Tm	S2 Tm	S3 Tm
4	8:45:44.266	1:04.361	+1.929	22.744	22.296	19.321
5	8:46:47.429	1:03.163	+0.731	22.522	21.936	18.705
6	8:47:51.969	1:04.540	+2.108	22.516	22.206	19.818
7	8:48:54.740	1:02.771	+0.339	22.463	21.724	18.584
8	8:49:57.172	1:02.432		22.336	21.508	18.588
9	8:51:00.219	1:03.047	+0.615	23.125	21.457	18.465

(68) Elie Goldstein


1	8:43:51.428	1:07.831	+5.334	24.870	23.843	19.118
2	8:44:54.096	1:02.668	+0.171	22.368	21.452	18.858
3	8:45:57.241	1:03.145	+0.648	22.787	21.924	18.434
4	8:46:59.963	1:02.722	+0.225	22.503	21.683	18.536
5	8:48:03.559	1:03.596	+1.099	22.725	21.875	18.996
6	8:49:06.283	1:02.724	+0.227	22.622	21.559	18.543
7	8:50:08.780	1:02.497		22.402	21.639	18.456

(65) Kipras Jurse

1	8:42:20.295	1:04.577	+1.887	23.738	21.751	19.088
2	8:43:25.504	1:05.209	+2.519	23.638	22.827	18.744
3	8:44:29.261	1:03.757	+1.067	22.573	22.297	18.887
4	8:45:32.686	1:03.425	+0.735	22.626	22.121	18.678
5	8:46:35.936	1:03.250	+0.560	22.887	21.956	18.407
6	8:47:39.309	1:03.373	+0.683	22.771	21.941	18.661
7	8:48:43.374	1:04.065	+1.375	22.567	22.226	19.272
8	8:49:46.997	1:03.623	+0.933	22.590	22.588	18.445
9	8:50:49.687	1:02.690		22.547	21.815	18.328

(17) Nico Franke

1	8:43:57.219	1:07.989	+2.340	23.566	22.746	21.677
2	8:46:16.743	2:19.524	+1:13.875	1:37.327	22.325	19.872
3	8:47:23.182	1:06.439	+0.790	24.236	22.225	19.978
4	8:48:28.831	1:05.549		23.264	22.094	20.291
5	8:49:40.256	1:11.425	+5.776	23.370	22.241	25.814



DKM - KZ2

Qualifying Practice

Track length: 1.190 Km
Session Started: 10:46:59
Best Lap by: 67 - Alexander Schmitz - 1:00.292

Rank	#	Driver	Nat	Sponsor Entrant	Nat	License E-License	Make	laps	Best Lap	Diff	In Lap	Penalty
1	67	Alexander Schmitz	DEU	Alexander Schmitz	DEU	ITE14228 IDC14228	Tony Kart/Vortex/Vega	5	1:00.292		2	
2	15	David Liwinski	POL	Dörr Motorsport	DEU	ITE10012 BIF38420	KR/IAME/Vega	5	1:00.513	0.221	3	
3	13	Christiaan de Kleijn	NLD	CRG Holland	NLD	ITE44092 IBL15521	CRG/TM/Vega	5	1:00.545	0.253	5	
4	5	David Trefilov	DEU	Maranello SRP Factory Team	DEU	ITE 16049 KBF38275	Maranello/TM /Vega	5	1:00.571	0.279	4	
5	10	Lukas Scherbinkas	DEU	NSL Racing	LTU	ITE11348 IBL2024-KL/10	Energy/TM/Vega	5	1:00.655	0.363	2	
6	1	Stan Pex	NLD	SP Motorsport	NLD	ITE31772 IBL47253	Kart Republic/TM/Vega	5	1:00.710	0.418	3	
7	69	Jorrit Pex	NLD	SP Motorsport	NLD	ITE27382 IBL47253006	KR/TM/Vega	5	1:00.767	0.475	5	
8	70	Matej Kacovsky	CZE	Spirit Racing s.r.o	CZE	ITC-C24AS0641 IBL24AT00161	Birel Art/TM /Vega	5	1:00.966	0.674	4	
9	6	Markus Kajak	EST	Maranello SRP Factory Team	DEU	ITE26214 KBF38275	Maranello/TM/Vega	5	1:00.979	0.687	4	
10	74	Jesper Sjöberg	SWE	BIREL ART RACING KSW	AUT	ITE4628 IBLBK102	BirelArt/TM /Vega	5	1:00.999	0.707	5	
11	73	Valentino Fritsch	DEU	BIREL ART RACING KSW	AUT	ITE12819 IBLBK102	BirelArt/TM /Vega	5	1:01.057	0.765	5	
12	71	Kevin Stehouwer	NLD	Kevin Stehouwer	NLD	ITE43342 IDC43342	Birel Art/Vortex/Vega	5	1:01.099	0.807	5	
13	46	Gianni Andrisani	DEU	TB Racing Team	DEU	ITE13762 KBF38262	KR/TM/Vega	5	1:01.250	0.958	2	
14	9	André Maticic	DEU	Solgat Motorsport	DEU	ITE 34369 KBF42332	Birel Art/TM/Vega	5	1:01.390	1.098	4	
15	18	Robert Kindervater	DEU	ADAC Berlin-Brandenburg e.V. BIREL ART RACING KSW	AUT	ITE24990 IBLBK 102	Birel Art/TM/Vega	5	1:01.428	1.136	2	
16	11	Jens Treur	NLD	CRG Holland	NLD	ITE44483 IBL15521	CRG/TM/Vega	5	1:01.535	1.243	2	
17	12	Lukas Schächer	DEU	TB Racing Team	DEU	ITE 28091 KBF38262	KR/TM/Vega	5	1:01.686	1.394	5	
18	68	Elie Goldstein	BEL	Tbkart racing team Srl	ITA	ITE909070 IDC470451	Tbkart/TM/Vega	5	1:01.867	1.575	2	
19	55	Luis Laurin Speck	DEU	Tbkart racing team srl	ITA	ITE11633 BIF470451	Tbkart/IAME/Vega	5	1:02.033	1.741	4	
20	65	Kipras Jurse	LTU	Paske Racing	LTU	ITE2024-ITE/001 IBL2024-KL/05	Righetti Ridolfi/TM/Vega	5	1:02.112	1.820	3	
21	19	Jannik-Julius Bernhart	AUT	Dörr Motorsport	DEU	ITEJK2048 BIF38420	KR/IAME/Vega	5	1:02.235	1.943	4	
22	14	Danilo Albanese	ITA	Dörr Motorsport	DEU	ITE498284 BIF38420	KR/IAME/Vega	5	1:02.279	1.987	2	
23	41	Maddox Wirtz	DEU	VDB Kart Racing	DEU	ITE 39902 KBF42053	Birel Art/TM/Vega	5	1:02.591	2.299	1	
24	72	Aleks Jutkevicius	LTU	Paske Racing	LTU	ITE2024-ITE/012 IBL2024-KL/05	Righetti Ridolfi/TM/Vega	5	1:02.707	2.415	4	
25	17	Nico Franke	DEU	ADAC Berlin-Brandenburg e.V. SG Samuelkart	NLD	ITE42574 IBL57205001	CRG/TM/Vega	5	1:04.853	4.561	3	


Timekeeper
M.Riehmers

Race Director
H.Seidel

Page 1/1

These results are provisional until the conclusion of any judicial and technical matters!

Printed: 15.06.2024 / 11:05



INT. ADAC Kartrennen Wackersdorf

DKM - KZ2

Pro Kart Raceland Wackersdorf 1,190 Km

Qualifying Practice

15.06.2024 10:47

Qualifying (6:00 Time) started at 10:46:59

Lap	Time of Day	Lap Tm	Diff	S1 Tm	S2 Tm	S3 Tm
(67) Alexander Schmitz						
1	10:49:16.416	1:01.011	+0.719	22.012	20.949	18.050
2	10:50:16.708	1:00.292		21.572	20.766	17.954
3	10:51:17.130	1:00.422	+0.130	21.637	20.976	17.809
4	10:52:17.491	1:00.361	+0.069	21.562	20.783	18.016
5	10:53:19.634	1:02.143	+1.851	22.355	21.408	18.380
(15) David Liwinski						
1	10:49:44.884	1:00.907	+0.394	21.955	20.982	17.970
2	10:50:45.810	1:00.926	+0.413	21.825	20.972	18.129
3	10:51:46.323	1:00.513		21.648	20.976	17.889
4	10:52:48.365	1:02.042	+1.529	22.542	20.899	18.601
5	10:53:49.238	1:00.873	+0.360	21.852	20.946	18.075
(13) Christiaan de Kleijn						
1	10:49:14.210	1:00.919	+0.374	21.947	20.919	18.053
2	10:50:17.728	1:03.518	+2.973	24.415	20.900	18.203
3	10:51:18.331	1:00.603	+0.058	21.837	20.879	17.887
4	10:52:21.179	1:02.848	+2.303	23.217	21.549	18.082
5	10:53:21.724	1:00.545		21.763	20.925	17.857
(5) David Trefilov						
1	10:49:07.044	1:01.564	+0.993	22.076	21.252	18.236
2	10:50:07.820	1:00.776	+0.205	21.932	20.738	18.106
3	10:51:10.548	1:02.728	+2.157	23.098	21.222	18.408
4	10:52:11.119	1:00.571		21.833	20.812	17.926
5	10:53:12.077	1:00.958	+0.387	21.822	21.024	18.112
(10) Lukas Scherbinkas						
1	10:49:46.674	1:01.711	+1.056	22.208	21.568	17.935
2	10:50:47.329	1:00.655		21.784	20.862	18.009
3	10:51:48.920	1:01.591	+0.936	22.134	21.413	18.044
4	10:52:50.129	1:01.209	+0.554	21.824	21.281	18.104
5	10:53:51.497	1:01.368	+0.713	22.005	21.338	18.025
(1) Stan Pex						
1	10:49:03.008	1:00.788	+0.078	22.054	20.959	17.775
2	10:50:04.100	1:01.092	+0.382	21.973	21.137	17.982
3	10:51:04.810	1:00.710		22.013	20.936	17.761
4	10:52:05.537	1:00.727	+0.017	21.835	20.909	17.983
5	10:53:06.481	1:00.944	+0.234	21.919	20.888	18.137
(69) Jorrit Pex						
1	10:49:06.220	1:02.343	+1.576	22.730	21.568	18.045
2	10:50:07.019	1:00.799	+0.032	21.839	21.043	17.917
3	10:51:08.148	1:01.129	+0.362	22.063	21.179	17.887
4	10:52:09.325	1:01.177	+0.410	21.896	21.145	18.136
5	10:53:10.092	1:00.767		21.796	20.898	18.073
(70) Matej Kacovsky						
1	10:49:08.387	1:02.329	+1.363	22.238	21.334	18.757
2	10:50:09.787	1:01.400	+0.434	22.112	21.229	18.059
3	10:51:11.083	1:01.296	+0.330	22.123	21.144	18.029
4	10:52:12.049	1:00.966		21.860	21.104	18.002
5	10:53:13.225	1:01.176	+0.210	22.148	20.968	18.070
(6) Markus Kajak						
1	10:49:06.456	1:01.527	+0.548	22.313	21.226	17.988
2	10:50:07.517	1:01.061	+0.082	21.955	21.017	18.089
3	10:51:09.524	1:02.007	+1.028	22.458	21.104	18.445
4	10:52:10.503	1:00.979		21.935	20.936	18.108
5	10:53:11.742	1:01.239	+0.260	21.945	21.283	18.011
(74) Jesper Sjöberg						
1	10:49:23.638	1:05.528	+4.529	22.306	21.571	21.651
2	10:50:24.874	1:01.236	+0.237	21.908	21.196	18.132
3	10:51:26.117	1:01.243	+0.244	22.016	21.198	18.029
4	10:52:27.264	1:01.147	+0.148	21.947	21.064	18.136
5	10:53:28.263	1:00.999		21.895	20.984	18.120
(73) Valentino Fritsch						
1	10:49:50.270	1:01.176	+0.119	22.030	20.951	18.195
2	10:50:51.529	1:01.259	+0.202	21.885	21.122	18.252

Lap	Time of Day	Lap Tm	Diff	S1 Tm	S2 Tm	S3 Tm
3	10:51:53.153	1:01.624	+0.567	22.250	21.248	18.126
4	10:52:54.370	1:01.217	+0.160	21.980	21.126	18.111
5	10:53:55.427	1:01.057		22.077	21.013	17.967
(71) Kevin Stehouwer						
1	10:49:19.526	1:01.958	+0.859	22.194	21.531	18.233
2	10:50:23.295	1:03.769	+2.670	22.354	22.673	18.742
3	10:51:24.562	1:01.267	+0.168	21.965	21.138	18.174
4	10:52:26.406	1:01.844	+0.745	22.076	21.215	18.553
5	10:53:27.505	1:01.099		22.062	21.177	17.860
(46) Gianni Andrisani						
1	10:49:08.149	1:04.511	+3.261	23.179	22.570	18.762
2	10:50:09.399	1:01.250		22.047	21.240	17.963
3	10:51:17.642	1:08.243	+6.993	22.093	21.350	24.800
4	10:52:18.954	1:01.312	+0.062	22.002	21.228	18.082
5	10:53:20.500	1:01.546	+0.296	22.175	21.092	18.279
(9) André Matisic						
1	10:49:09.384	1:01.530	+0.140	22.425	21.149	17.966
2	10:50:11.060	1:01.676	+0.286	22.037	21.263	18.376
3	10:51:12.671	1:01.611	+0.221	22.305	21.026	18.280
4	10:52:14.061	1:01.390		22.213	21.188	17.989
5	10:53:15.460	1:01.399	+0.009	22.189	20.943	18.267
(18) Robert Kindervater						
1	10:49:12.240	1:04.098	+2.670	22.275	23.955	17.868
2	10:50:13.668	1:01.428		21.876	21.306	18.246
3	10:51:15.819	1:02.151	+0.723	22.876	21.192	18.083
4	10:52:17.311	1:01.492	+0.064	22.024	21.211	18.257
5	10:53:19.053	1:01.742	+0.314	22.229	21.318	18.195
(11) Jens Treur						
1	10:49:11.816	1:01.792	+0.257	22.012	21.452	18.328
2	10:50:13.351	1:01.535		21.915	21.252	18.368
3	10:51:15.254	1:01.903	+0.368	22.042	21.321	18.540
4	10:52:17.172	1:01.918	+0.383	22.026	21.462	18.430
5	10:53:20.282	1:03.110	+1.575	22.970	21.628	18.512
(12) Lukas Schächer						
1	10:49:19.263	1:02.090	+0.404	22.394	21.295	18.401
2	10:50:21.442	1:02.179	+0.493	22.417	21.419	18.343
3	10:51:23.446	1:02.004	+0.318	22.274	21.313	18.417
4	10:52:25.196	1:01.750	+0.064	22.091	21.422	18.237
5	10:53:26.882	1:01.686		22.008	21.418	18.260
(68) Elie Goldstein						
1	10:49:18.854	1:02.434	+0.567	22.418	21.546	18.470
2	10:50:20.721	1:01.367		22.300	21.419	18.148
3	10:51:22.793	1:02.072	+0.205	22.432	21.486	18.154
4	10:52:29.510	1:06.717	+4.850	26.339	21.888	18.490
5	10:53:32.018	1:02.508	+0.641	22.327	21.708	18.473
(55) Luis Laurin Speck						
1	10:49:29.580	1:03.456	+1.423	22.818	22.063	18.575
2	10:50:31.930	1:02.350	+0.317	22.464	21.571	18.315
3	10:51:34.016	1:02.086	+0.053	22.306	21.719	18.061
4	10:52:36.049	1:02.033		22.247	21.528	18.258
5	10:53:38.195	1:02.146	+0.113	22.443	21.473	18.230
(65) Kipras Jurse						
1	10:49:26.157	1:03.432	+1.320	22.892	21.636	18.904
2	10:50:29.100	1:02.943	+0.831	22.579	21.642	18.722
3	10:51:31.212	1:02.112		22.350	21.572	18.190
4	10:52:33.660	1:02.448	+0.336	22.049	22.043	18.356
5	10:53:35.845	1:02.185	+0.073	22.228	21.628	18.329
(19) Jannik-Julius Bernhart						
1	10:49:48.640	1:03.979	+1.744	22.959	22.041	18.979
2	10:50:51.218	1:02.578	+0.343	22.492	21.661	18.425
3	10:51:54.516	1:03.298	+1.063	22.353	22.382	18.563
4	10:52:56.751	1:02.235		22.376	21.506	18.353
5	10:53:59.001	1:02.250	+0.015	22.195	21.523	18.532

Orbits



INT. ADAC Kartrennen Wackersdorf

DKM - KZ2

Pro Kart Raceland Wackersdorf 1,190 Km

Qualifying Practice

15.06.2024 10:47

Qualifying (6:00 Time) started at 10:46:59

Lap	Time of Day	Lap Tm	Diff	S1 Tm	S2 Tm	S3 Tm	Lap	Time of Day	Lap Tm	Diff	S1 Tm	S2 Tm	S3 Tm
[14] Danilo Albanese													
1	10:49:31.585	1:02.930	+0.651	22.393	22.287	18.250							
2	10:50:33.864	1:02.279		22.456	21.865	17.958							
3	10:51:36.296	1:02.432	+0.153	22.390	21.884	18.158							
4	10:52:39.013	1:02.717	+0.438	22.299	21.914	18.504							
5	10:53:41.760	1:02.747	+0.468	22.269	22.213	18.265							
[41] Maddox Wirtz													
1	10:49:21.368	1:02.591		22.673	21.573	18.345							
2	10:50:24.516	1:03.148	+0.557	22.758	21.599	18.791							
3	10:51:27.361	1:02.845	+0.254	22.850	21.502	18.493							
4	10:52:30.169	1:02.808	+0.217	22.768	21.613	18.427							
5	10:53:32.777	1:02.608	+0.017	22.584	21.451	18.573							
[72] Aleks Jutkevicius													
1	10:49:34.950	1:05.235	+2.528	23.058	21.886	20.291							
2	10:50:37.682	1:02.732	+0.025	22.547	21.441	18.744							
3	10:51:43.288	1:05.606	+2.899	22.495	21.795	21.316							
4	10:52:45.995	1:02.707		22.582	21.385	18.740							
5	10:53:49.401	1:03.406	+0.699	22.618	21.891	18.897							
[17] Nico Franke													
1	10:49:29.954	1:05.607	+0.754	23.792	22.453	19.362							
2	10:50:35.485	1:05.531	+0.678	23.452	22.238	19.841							
3	10:51:40.338	1:04.853		23.515	22.246	19.092							
4	10:52:45.235	1:04.897	+0.044	23.207	22.440	19.250							
5	10:53:50.773	1:05.538	+0.685	23.164	23.056	19.318							



DKM Round 3 Track: Wckersdorf
Class: DKM - KZ2 Heat: Heat 2
Date/Time: 15.06.2024 16:05 Laps: 12 laps Edition 1

			18	
			17	
			16	
			15	
			14	
Nico Franke	17	CRG/TM/Vega	13	
	25			
Maddox Wirtz	41	Birel Art/TM/Vega	12	Aleks Jutkevicius
	23			72
				24
Jannik-Julius Bernhart	19	KR/IAME/Vega	11	Danilo Albanese
	21			14
				22
Luis Laurin Speck	55	Tbkart/IAME/Vega	10	Kipras Jurse
	19			65
				20
Lukas Schächer	12	KR/TM/Vega	9	Elie Goldstein
	17			68
				18
Robert Kindervater	18	Birel Art/TM/Vega	8	Jens Treur
	15			11
				16
Gianni Andrisani	46	KR/TM/Vega	7	André Maticic
	13			9
				14
Valentino Fritsch	73	BirelArt/TM/Vega	6	Kevin Stehouwer
	11			71
				12
Markus Kajak	6	Maranello/TM/Vega	5	Jesper Sjöberg
	9			74
				10
Jorrit Pex	69	KR/TM/Vega	4	Matej Kacovsky
	7			70
				8
Lukas Scherbinkas	10	Energy/TM/Vega	3	Stan Pex
	5			1
				6
Christiaan de Kleijn	13	CRG/TM/Vega	2	David Trefilov
	3			5
				4
Alexander Schmitz	67	Kart/Vortex/Vega	1	David Liwinski
	1			15
				2

Pole Position

printed 15.06.2024 11:09

DKM - KZ2

Qualifying Heat 1

Track length: 1.190 Km

Race Started: 14:22:40

Best Lap by: 6 - Markus Kajak - 47.382

Rank	#	Driver	Nat	Sponsor Entrant	Nat	License E-License	Make	laps	T. Time Diff	Best Lap	Penalty	Points
1	5	1 Stan Pex	NLD	SP Motorsport	NLD	ITE31772 IBL47253	Kart Republic/TM/Vega	12	9:36.934	47.567		50
2	-1	67 Alexander Schmitz	DEU	Alexander Schmitz	DEU	ITE14228 IDC14228	Tony Kart/Vortex/Vega	12	9:37.182 0.248	47.581		44
3	6	6 Markus Kajak	EST	Maranello SRP Factory Team	DEU	ITE26214 KBF38275	Maranello/TM/Vega	12	9:38.699 1.765	47.382		41
4	-1	13 Christiaan de Kleijn	NLD	CRG Holland	NLD	ITE44092 IBL15521	CRG/TM/Vega	12	9:39.103 2.169	47.671		38
5	-3	15 David Liwinski	POL	Dörr Motorsport	DEU	ITE10012 BIF38420	KR/IAME/Vega	12	9:39.594 2.660	47.616		36
6	-2	5 David Trefilov	DEU	Maranello SRP Factory Team	DEU	ITE16049 KBF38275	Maranello/TM /Vega	12	9:39.620 2.686	47.653		34
7	0	69 Jorrit Pex	NLD	SP Motorsport	NLD	ITE27382 IBL47253006	KR/TM/Vega	12	9:40.469 3.535	47.710		32
8	3	73 Valentino Fritsch	DEU	BIREL ART RACING KSW	AUT	ITE12819 IBLBK102	BirelArt/TM /Vega	12	9:40.699 3.765	47.650		30
9	6	18 Robert Kindervater	DEU	ADAC Berlin-Brandenburg e.V. BIREL ART RACING KSW	AUT	ITE24990 IBLBK 102	Birel Art/TM/Vega	12	9:41.539 4.605	47.520		28
10	7	12 Lukas Schächer	DEU	TB Racing Team	DEU	ITE28091 KBF38262	KR/TM/Vega	12	9:42.279 5.345	47.630		27
11	2	46 Gianni Andrisani	DEU	TB Racing Team	DEU	ITE13762 KBF38262	KR/TM/Vega	12	9:43.178 6.244	47.764		26
12	10	14 Danilo Albanese	ITA	Dörr Motorsport	DEU	ITE498284 BIF38420	KR/IAME/Vega	12	9:44.706 7.772	47.655		25
13	1	9 André Matisic	DEU	Solgat Motorsport	DEU	ITE34369 KBF42332	Birel Art/TM/Vega	12	9:44.802 7.868	47.740		24
14	-6	70 Matej Kacovsky	CZE	Spirit Racing s.r.o	CZE	ITC-C24AS0641 IBL24T00161	Birel Art/TM /Vega	12	9:45.033 8.099	47.870		23
15	-5	74 Jesper Sjöberg	SWE	BIREL ART RACING KSW	AUT	ITE4628 IBLBK102	BirelArt/TM /Vega	12	9:46.649 9.715	47.959		22
16	2	68 Elie Goldstein	BEL	Tbkart racing team Srl	ITA	ITE909070 IDC470451	Tbkart/TM/Vega	12	9:47.178 10.244	47.698		21
17	6	41 Maddox Wirtz	DEU	VDB Kart Racing	DEU	ITE39902 KBF42053	Birel Art/TM/Vega	12	9:47.692 10.758	47.842		20
18	6	72 Aleks Jutkevicius	LTU	Paske Racing	LTU	ITE2024-ITE/012 IBL2024-KL/05	Righetti Ridolfi/TM/Vega	12	9:49.902 12.968	48.150		19
19	6	17 Nico Franke	DEU	ADAC Berlin-Brandenburg e.V. SG Samuelkart	NLD	ITE42574 IBL57205001	CRG/TM/Vega	12	9:58.532 21.598	49.021		18
20	-1	55 Luis Laurin Speck	DEU	Tbkart racing team srl	ITA	ITE11633 BIF470451	Tbkart/IAME/Vega	7	5:44.396 5 Laps	47.840		17
21	-16	10 Lukas Scherbinkas	DEU	NSL Racing	LTU	ITE11348 IBL2024-KL/10	Energy/TM/Vega	3	2:35.247 9 Laps	48.497	+ 5 sec	16
22	-6	11 Jens Treur	NLD	CRG Holland	NLD	ITE44483 IBL15521	CRG/TM/Vega	0	1.813 12 Laps			15
23	-11	71 Kevin Stehouwer	NLD	Kevin Stehouwer	NLD	ITE43342 IDC43342	Birel Art/Vortex/Vega	0	2.063 12 Laps			14
24	-3	19 Jannik-Julius Bernhart	AUT	Dörr Motorsport	DEU	ITEJK2048 BIF38420	KR/IAME/Vega	0	2.376 12 Laps			13
25	-5	65 Kipras Jurse	LTU	Paske Racing	LTU	ITE2024-ITE/001 IBL2024-KL/05	Righetti Ridolfi/TM/Vega	0				12

Announcements

10 + 5 sec push


Timekeeper
M.Riehmers

Race Director
H.Seidel

Page 1/1

These results are provisional until the conclusion of any judicial and technical matters!

Printed: 15.06.2024 / 16:10



INT. ADAC Kartrennen Wackersdorf

DKM - KZ2

Pro Kart Raceland Wackersdorf 1,190 Km

Qualifying Heat 1

15.06.2024 14:10

Race (12 Laps) started at 14:22:40

Lap	Time of Day	Lap Tm	Diff	S1 Tm	S2 Tm	S3 Tm
(1) Stan Pex						
1	14:23:31.805	50.858	+3.291	19.537	16.326	14.995
2	14:24:19.963	48.158	+0.591	17.335	16.048	14.775
3	14:25:07.925	47.962	+0.395	17.164	15.958	14.840
4	14:25:55.584	47.659	+0.092	17.101	15.866	14.692
5	14:26:43.151	47.567		17.035	15.845	14.687
6	14:27:30.747	47.596	+0.029	17.033	15.845	14.718
7	14:28:18.647	47.900	+0.333	17.232	15.907	14.761
8	14:29:06.377	47.730	+0.163	17.078	15.819	14.833
9	14:29:54.139	47.762	+0.195	17.134	15.814	14.814
10	14:30:41.896	47.757	+0.190	17.093	15.892	14.772
11	14:31:29.499	47.603	+0.036	17.064	15.762	14.777
12	14:32:17.276	47.777	+0.210	17.199	15.846	14.732

Lap	Time of Day	Lap Tm	Diff	S1 Tm	S2 Tm	S3 Tm
3	14:25:07.438	48.164	+0.511	17.215	16.016	14.933
4	14:25:55.170	47.732	+0.079	17.042	15.899	14.791
5	14:26:42.844	47.674	+0.021	17.047	15.859	14.768
6	14:27:30.497	47.653			16.984	15.932
7	14:28:18.899	48.402	+0.749	17.661	16.009	14.732
8	14:29:06.816	47.917	+0.264	17.216	15.899	14.802
9	14:29:55.028	48.212	+0.559	17.498	15.894	14.820
10	14:30:42.690	47.662	+0.009	17.037	15.877	14.748
11	14:31:30.751	48.061	+0.408	17.054	16.063	14.944
12	14:32:19.962	49.211	+1.558	18.114	16.001	15.096

Lap	Time of Day	Lap Tm	Diff	S1 Tm	S2 Tm	S3 Tm
(67) Alexander Schmitz						
1	14:23:31.137	50.712	+3.131	19.685	16.161	14.866
2	14:24:19.471	48.334	+0.753	17.388	16.014	14.932
3	14:25:07.601	48.130	+0.549	17.412	15.909	14.809
4	14:25:55.366	47.765	+0.184	17.053	15.889	14.823
5	14:26:43.052	47.686	+0.105	16.993	15.896	14.797
6	14:27:31.019	47.967	+0.386	17.493	15.755	14.719
7	14:28:19.113	48.094	+0.513	17.106	16.202	14.786
8	14:29:06.890	47.777	+0.196	17.227	15.847	14.703
9	14:29:54.568	47.678	+0.097	17.118	15.778	14.782
10	14:30:42.149	47.581		17.054	15.831	14.696
11	14:31:29.759	47.610	+0.029	17.031	15.842	14.737
12	14:32:17.524	47.765	+0.184	17.118	15.934	14.713

Lap	Time of Day	Lap Tm	Diff	S1 Tm	S2 Tm	S3 Tm
(69) Jorrit Pex						
1	14:23:32.805	51.531	+3.821	19.812	16.603	15.116
2	14:24:21.707	48.902	+1.192	17.972	16.085	14.845
3	14:25:09.748	48.041	+0.331	17.173	15.988	14.880
4	14:25:57.912	48.164	+0.454	17.499	15.875	14.790
5	14:26:46.007	48.095	+0.385	17.443	15.916	14.736
6	14:27:33.717	47.710		17.064	15.840	14.806
7	14:28:21.506	47.789	+0.079	17.110	15.875	14.804
8	14:29:09.377	47.871	+0.161	17.137	15.900	14.834
9	14:29:57.209	47.832	+0.122	17.200	15.867	14.765
10	14:30:45.066	47.857	+0.147	17.203	15.887	14.767
11	14:31:32.906	47.840	+0.130	17.149	15.867	14.824
12	14:32:20.811	47.905	+0.195	17.187	15.897	14.821

Lap	Time of Day	Lap Tm	Diff	S1 Tm	S2 Tm	S3 Tm
(6) Markus Kajak						
1	14:23:32.858	51.407	+4.025	19.728	16.717	14.962
2	14:24:21.508	48.650	+1.268	17.785	16.052	14.813
3	14:25:09.777	48.269	+0.887	17.238	15.965	15.066
4	14:25:58.049	48.272	+0.890	17.668	15.895	14.709
5	14:26:46.672	47.623	+0.241	17.059	15.875	14.689
6	14:27:33.118	47.446	+0.064	16.927	15.828	14.691
7	14:28:20.687	47.569	+0.187	17.048	15.847	14.674
8	14:29:08.069	47.382		16.902	15.832	14.648
9	14:29:55.687	47.618	+0.236	17.089	15.874	14.655
10	14:30:43.366	47.679	+0.297	17.104	15.910	14.665
11	14:31:30.926	47.560	+0.178	16.982	15.874	14.704
12	14:32:19.041	48.115	+0.733	17.550	15.851	14.714

Lap	Time of Day	Lap Tm	Diff	S1 Tm	S2 Tm	S3 Tm
(73) Valentino Fritsch						
1	14:23:33.549	51.887	+4.237	19.742	17.059	15.086
2	14:24:22.836	49.287	+1.637	17.991	16.235	15.061
3	14:25:10.848	48.012	+0.362	17.172	15.950	14.890
4	14:25:58.717	47.869	+0.219	17.130	15.959	14.780
5	14:26:46.450	47.733	+0.083	17.055	15.856	14.822
6	14:27:34.100	47.650		17.020	15.860	14.770
7	14:28:21.810	47.710	+0.060	17.068	15.860	14.782
8	14:29:09.558	47.748	+0.098	17.042	15.910	14.796
9	14:29:57.469	47.911	+0.261	17.150	15.969	14.792
10	14:30:45.285	47.816	+0.166	17.116	15.911	14.789
11	14:31:33.097	47.812	+0.162	17.119	15.905	14.788
12	14:32:21.041	47.944	+0.294	17.189	15.941	14.814

Lap	Time of Day	Lap Tm	Diff	S1 Tm	S2 Tm	S3 Tm
(13) Christiaan de Kleijn						
1	14:23:32.029	51.305	+3.634	19.641	16.621	15.043
2	14:24:20.428	48.399	+0.728	17.354	16.162	14.883
3	14:25:08.434	48.006	+0.335	17.166	16.008	14.832
4	14:25:56.242	47.808	+0.137	17.053	15.967	14.788
5	14:26:44.095	47.863	+0.182	17.108	15.965	14.780
6	14:27:31.792	47.697	+0.026	17.050	15.871	14.776
7	14:28:19.653	47.861	+0.190	17.068	15.878	14.915
8	14:29:07.465	47.812	+0.141	17.026	15.970	14.816
9	14:29:55.197	47.732	+0.061	17.031	15.931	14.770
10	14:30:42.868	47.671		17.041	15.898	14.732
11	14:31:30.816	47.948	+0.277	17.101	16.033	14.814
12	14:32:19.445	48.629	+0.958	17.887	15.971	14.771

Lap	Time of Day	Lap Tm	Diff	S1 Tm	S2 Tm	S3 Tm
(18) Robert Kindervater						
1	14:23:33.109	51.043	+3.523	19.194	16.843	15.006
2	14:24:22.587	49.478	+1.958	18.278	16.284	14.916
3	14:25:10.477	47.890	+0.370	17.007	15.907	14.976
4	14:26:00.579	50.102	+2.582	19.267	16.050	14.785
5	14:26:48.222	47.643	+0.123	17.048	15.826	14.769
6	14:27:36.047	47.825	+0.305	17.103	15.924	14.798
7	14:28:23.706	47.659	+0.139	17.004	15.923	14.732
8	14:29:11.547	47.841	+0.321	17.099	15.929	14.813
9	14:29:59.142	47.595	+0.075	16.985	15.849	14.761
10	14:30:46.662	47.520		16.980	15.848	14.692
11	14:31:34.286	47.624	+0.104	16.974	15.914	14.736
12	14:32:21.881	47.595	+0.075	17.048	15.781	14.766

Lap	Time of Day	Lap Tm	Diff	S1 Tm	S2 Tm	S3 Tm
(15) David Liwinski						
1	14:23:30.702	50.360	+2.744	19.114	16.255	14.991
2	14:24:19.343	48.641	+1.025	17.351	16.163	15.127
3	14:25:07.786	48.443	+0.827	17.409	16.185	14.849
4	14:25:55.955	48.169	+0.553	17.508	15.928	14.733
5	14:26:43.571	47.616		17.050	15.861	14.705
6	14:27:31.550	47.979	+0.363	17.287	15.927	14.765
7	14:28:19.867	48.317	+0.701	17.097	16.210	15.010
8	14:29:07.708	47.841	+0.225	17.163	15.925	14.753
9	14:29:55.549	47.841	+0.225	17.115	15.928	14.798
10	14:30:43.675	48.126	+0.510	17.473	15.889	14.764
11	14:31:31.398	47.723	+0.107	17.108	15.890	14.725
12	14:32:19.936	48.538	+0.922	17.676	15.989	14.873

Lap	Time of Day	Lap Tm	Diff	S1 Tm	S2 Tm	S3 Tm
(12) Lukas Schächer						
1	14:23:34.123	51.928	+4.298	19.406	17.425	15.097
2	14:24:23.186	49.063	+1.433	17.754	16.166	15.143
3	14:25:12.186	49.000	+1.370	17.495	16.526	14.979

INT. ADAC Kartrennen Wackersdorf

DKM - KZ2

Pro Kart Raceland Wackersdorf 1,190 Km

Qualifying Heat 1

15.06.2024 14:10

Race (12 Laps) started at 14:22:40

Lap	Time of Day	Lap Tm	Diff	S1 Tm	S2 Tm	S3 Tm
7	14:28:24.321	47.768	+0.004	17.096	15.916	14.756
8	14:29:12.224	47.903	+0.139	17.127	16.001	14.775
9	14:29:59.988	47.764		17.045	15.892	14.827
10	14:30:47.783	47.795	+0.031	17.090	15.935	14.770
11	14:31:35.599	47.816	+0.052	17.115	15.944	14.767
12	14:32:23.520	47.921	+0.157	17.162	15.966	14.793

(14) Danilo Albanese

1	14:23:36.311	53.392	+5.737	19.729	18.028	15.635
2	14:24:25.109	48.798	+1.143	17.611	16.154	15.033
3	14:25:13.315	48.206	+0.551	17.273	15.985	14.948
4	14:26:01.466	48.151	+0.496	17.357	15.964	14.830
5	14:26:49.388	47.922	+0.267	17.249	15.953	14.720
6	14:27:37.307	47.919	+0.264	17.105	16.001	14.813
7	14:28:24.962	47.655		17.113	15.858	14.684
8	14:29:13.056	48.094	+0.439	17.558	15.835	14.701
9	14:30:00.731	47.675	+0.020	17.038	15.913	14.724
10	14:30:48.936	48.205	+0.550	17.218	16.115	14.872
11	14:31:36.608	47.672	+0.017	17.083	15.873	14.716
12	14:32:25.048	48.440	+0.785	17.355	15.914	15.171

(9) André Maticic

1	14:23:36.162	53.903	+6.163	20.287	18.034	15.582
2	14:24:24.650	48.488	+0.748	17.389	16.176	14.923
3	14:25:13.073	48.423	+0.683	17.107	16.038	15.278
4	14:26:01.234	48.161	+0.421	17.313	15.915	14.933
5	14:26:49.628	48.394	+0.654	17.336	16.198	14.860
6	14:27:37.652	48.024	+0.284	17.137	16.044	14.843
7	14:28:25.577	47.925	+0.185	17.153	15.936	14.836
8	14:29:13.705	48.128	+0.388	17.347	15.929	14.852
9	14:30:01.545	47.840	+0.100	17.151	15.896	14.793
10	14:30:49.341	47.796	+0.056	17.095	15.888	14.813
11	14:31:37.081	47.740		17.063	15.911	14.766
12	14:32:25.144	48.053	+0.323	17.160	15.984	14.919

(70) Matej Kavcovsky

1	14:23:33.783	52.493	+4.623	19.807	17.597	15.089
2	14:24:23.428	49.645	+1.775	17.864	16.244	15.537
3	14:25:11.826	48.398	+0.528	17.366	16.119	14.913
4	14:25:59.853	48.027	+0.157	17.221	15.979	14.827
5	14:26:47.764	47.911	+0.041	17.095	15.950	14.866
6	14:27:36.297	48.533	+0.663	17.706	16.013	14.814
7	14:28:24.572	48.275	+0.405	17.461	16.037	14.777
8	14:29:12.760	48.188	+0.318	17.419	15.958	14.811
9	14:30:00.630	47.870		17.073	15.983	14.814
10	14:30:48.534	47.904	+0.034	17.149	15.985	14.770
11	14:31:36.459	47.925	+0.055	17.189	15.932	14.804
12	14:32:25.375	48.916	+1.046	17.323	15.991	15.602

(74) Jesper Sjøberg

1	14:23:35.065	52.898	+4.939	19.883	17.701	15.314
2	14:24:23.724	48.659	+0.700	17.426	16.133	15.100
3	14:25:12.583	48.859	+0.900	17.485	16.093	15.281
4	14:26:01.052	48.469	+0.510	17.347	16.025	15.097
5	14:26:49.130	48.078	+0.119	17.337	15.909	14.832
6	14:27:37.506	48.376	+0.417	17.252	16.191	14.933
7	14:28:25.763	48.257	+0.298	17.499	15.951	14.807
8	14:29:13.941	48.178	+0.219	17.401	15.992	14.785
9	14:30:01.900	47.959		17.240	15.893	14.826
10	14:30:50.418	48.518	+0.559	17.616	15.986	14.916
11	14:31:38.963	48.545	+0.586	17.762	15.910	14.873
12	14:32:26.991	48.028	+0.069	17.223	15.864	14.941

(68) Elie Goldstein

1	14:23:36.600	53.587	+5.889	20.004	17.795	15.788
2	14:24:25.441	48.841	+1.143	17.736	16.184	14.921
3	14:25:13.587	48.146	+0.448	17.249	15.948	14.949
4	14:26:02.619	49.032	+1.334	17.449	16.251	15.332
5	14:26:50.463	47.844	+0.146	17.238	15.879	14.727
6	14:27:38.500	48.037	+0.339	17.360	15.899	14.778
7	14:28:26.703	48.203	+0.505	17.435	15.969	14.799
8	14:29:14.414	47.711	+0.013	17.108	15.902	14.701
9	14:30:02.112	47.698		17.165	15.835	14.698
10	14:30:50.554	48.442	+0.744	17.690	16.009	14.743

Lap	Time of Day	Lap Tm	Diff	S1 Tm	S2 Tm	S3 Tm
11	14:31:39.755	49.201	+1.503	18.150	16.318	14.733
12	14:32:27.520	47.765	+0.067	17.058	15.934	14.773

(41) Maddox Wirtz

1	14:23:36.762	54.022	+6.180	20.413	17.865	15.744
2	14:24:25.749	48.987	+1.145	17.815	16.241	14.931
3	14:25:13.897	48.148	+0.306	17.228	16.112	14.808
4	14:26:02.790	48.893	+1.051	17.286	16.225	15.382
5	14:26:50.867	48.077	+0.235	17.183	16.082	14.812
6	14:27:38.986	48.119	+0.277	17.211	16.058	14.850
7	14:28:26.962	47.976	+0.134	17.160	15.987	14.829
8	14:29:15.011	48.049	+0.207	17.229	15.989	14.831
9	14:30:02.853	47.842		17.083	15.971	14.788
10	14:30:50.901	48.048	+0.206	17.198	16.034	14.816
11	14:31:39.334	48.433	+0.591	17.630	16.039	14.764
12	14:32:28.034	48.700	+0.858	17.186	16.586	14.928

(72) Aleks Jutkevicius

1	14:23:37.110	53.019	+4.869	19.622	17.551	15.846
2	14:24:26.815	49.705	+1.555	18.264	16.267	15.174
3	14:25:15.416	48.601	+0.451			
4	14:26:04.078	48.662	+0.512	17.271	15.974	15.417
5	14:26:52.319	48.241	+0.091	17.370	15.910	14.961
6	14:27:40.482	48.163	+0.013	17.265	15.946	14.952
7	14:28:28.831	48.349	+0.199	17.295	15.949	15.105
8	14:29:17.031	48.200	+0.050	17.235	15.984	14.981
9	14:30:05.326	48.295	+0.145	17.278	16.060	14.957
10	14:30:53.629	48.303	+0.153	17.175	15.991	15.137
11	14:31:41.779	48.150		17.185	16.028	14.937
12	14:32:30.244	48.465	+0.315	17.235	16.030	15.200

(17) Nico Franke

1	14:23:37.737	54.305	+5.284	19.878	18.003	16.424
2	14:24:27.306	49.569	+0.548	17.881	16.463	15.225
3	14:25:16.480	49.174	+0.153	17.597	16.364	15.213
4	14:26:05.664	49.184	+0.163	17.558	16.269	15.357
5	14:26:54.685	49.021		17.453	16.332	15.236
6	14:27:43.933	49.248	+0.227	17.511	16.408	15.329
7	14:28:32.989	49.056	+0.035	17.485	16.323	15.248
8	14:29:22.150	49.161	+0.140	17.607	16.303	15.251
9	14:30:11.386	49.236	+0.215	17.600	16.330	15.306
10	14:31:00.438	49.052	+0.031	17.581	16.215	15.256
11	14:31:49.536	49.098	+0.077	17.570	16.299	15.229
12	14:32:38.874	49.338	+0.317	17.590	16.430	15.318


(55) Luis Laurin Speck

1	14:23:35.746	53.250	+5.410	19.945	18.008	15.297
2	14:24:24.231	48.485	+0.645	17.400	16.161	14.924
3	14:25:12.880	48.649	+0.809	17.326	15.975	15.348
4	14:26:00.884	48.004	+0.164	17.206	15.989	14.809
5	14:26:48.926	48.042	+0.202	17.246	15.981	14.815
6	14:27:36.766	47.840		17.138	15.907	14.795
7	14:28:24.738	47.972	+0.132	17.245	15.984	14.743

(10) Lukas Scherbinkas

1	14:23:32.853	51.825	+3.328	19.932	16.293	15.600
2	14:24:22.092	49.239	+0.742	18.378	16.055	14.806
3	14:25:10.589	48.497		17.294	16.217	14.986

Orbits



DKM - KZ2

Qualifying Heat 2

Track length: 1.190 Km

Race Started: 16:08:38

Best Lap by: 6 - Markus Kajak - 47.277

Rank	#	Driver	Nat	Sponsor Entrant	Nat	License E-License	Make	laps	T. Time Diff	Best Lap	Penalty	Points
1	15	David Liwinski	POL	Dörr Motorsport	DEU	ITE10012 BIF38420	KR/IAME/Vega	12	9:36.234	47.497		50
2	1	Stan Pex	NLD	SP Motorsport	NLD	ITE31772 IBL47253	Kart Republic/TM/Vega	12	9:36.443 0.209	47.433		44
3	5	David Trefilov	DEU	Maranello SRP Factory Team	DEU	ITE 16049 KBF38275	Maranello/TM /Vega	12	9:36.820 0.586	47.443		41
4	13	Christiaan de Kleijn	NLD	CRG Holland	NLD	ITE44092 IBL15521	CRG/TM/Vega	12	9:37.857 1.623	47.461		38
5	67	Alexander Schmitz	DEU	Alexander Schmitz	DEU	ITE14228 IDC14228	Tony Kart/Vortex/Vega	12	9:38.024 1.790	47.472		36
6	6	Markus Kajak	EST	Maranello SRP Factory Team	DEU	ITE26214 KBF38275	Maranello/TM/Vega	12	9:40.958 4.724	47.277		34
7	18	Robert Kindervater	DEU	ADAC Berlin-Brandenburg e.V. BIREL ART RACING KSW	AUT	ITE24990 IBLBK 102	Birel Art/TM/Vega	12	9:41.289 5.055	47.611		32
8	69	Jorrit Pex	NLD	SP Motorsport	NLD	ITE27382 IBL47253006	KR/TM/Vega	12	9:43.122 6.888	47.634		30
9	19	Jannik-Julius Bernhart	AUT	Dörr Motorsport	DEU	ITEJK2048 BIF38420	KR/IAME/Vega	12	9:44.841 8.607	47.726		28
10	11	Jens Treur	NLD	CRG Holland	NLD	ITE44483 IBL15521	CRG/TM/Vega	12	9:45.192 8.958	47.672		27
11	73	Valentino Fritsch	DEU	BIREL ART RACING KSW	AUT	ITE12819 IBLBK102	BirelArt/TM /Vega	12	9:45.439 9.205	47.788		26
12	55	Luis Laurin Speck	DEU	Tbkart racing team srl	ITA	ITE11633 BIF470451	Tbkart/IAME/Vega	12	9:46.337 10.103	47.683		25
13	9	André Maticic	DEU	Solgat Motorsport	DEU	ITE 34369 KBF42332	Birel Art/TM/Vega	12	9:46.581 10.347	47.764		24
14	70	Matej Kacovsky	CZE	Spirit Racing s.r.o	CZE	ITC-C24AS0641 IBL24AT00161	Birel Art/TM /Vega	12	9:47.619 11.385	47.851		23
15	46	Gianni Andrisani	DEU	TB Racing Team	DEU	ITE13762 KBF38262	KR/TM/Vega	12	9:49.374 13.140	47.732	+ 5 sec	22
16	41	Maddox Wirtz	DEU	VDB Kart Racing	DEU	ITE 39902 KBF42053	Birel Art/TM/Vega	12	9:49.818 13.584	47.935		21
17	14	Danilo Albanese	ITA	Dörr Motorsport	DEU	ITE498284 BIF38420	KR/IAME/Vega	12	9:50.665 14.431	47.447	+ 5 sec	20
18	72	Aleks Jutkevicius	LTU	Paske Racing	LTU	ITE2024-ITE/012 IBL2024-KL/05	Righetti Ridolfi/TM/Vega	12	9:50.980 14.746	47.802		19
19	12	Lukas Schächer	DEU	TB Racing Team	DEU	ITE 28091 KBF38262	KR/TM/Vega	12	9:51.777 15.543	47.568	+ 5 sec	18
20	68	Elie Goldstein	BEL	Tbkart racing team Srl	ITA	ITE909070 IDC470451	Tbkart/TM/Vega	12	9:54.552 18.318	47.844		17
21	74	Jesper Sjöberg	SWE	BIREL ART RACING KSW	AUT	ITE4628 IBLBK102	BirelArt/TM /Vega	12	9:56.286 20.052	47.857	+ 10 sec	16
22	65	Kipras Jurse	LTU	Paske Racing	LTU	ITE2024-ITE/001 IBL2024-KL/05	Righetti Ridolfi/TM/Vega	12	9:56.948 20.714	48.005	+ 5 sec	15
23	17	Nico Franke	DEU	ADAC Berlin-Brandenburg e.V. SG Samuelkart	NLD	ITE42574 IBL57205001	CRG/TM/Vega	12	9:59.609 23.375	48.992		14
24	10	Lukas Scherbinkas	DEU	NSL Racing	LTU	ITE11348 IBL2024-KL/10	Energy/TM/Vega	12	10:02.131 25.897	47.935	+ 10 sec	13
25	71	Kevin Stehouwer	NLD	Kevin Stehouwer	NLD	ITE43342 IDC43342	Birel Art/Vortex/Vega	7	5:47.594 5 Laps	48.246		12

Announcements

74 + 5 sec push

10 + 10 sec push

#12,14,65,46,74 + 5 sec front fairing


Timekeeper
M.Riehmers

Race Director
H.Seidel

Page 1/1

These results are provisional until the conclusion of any judicial and technical matters!

Printed: 15.06.2024 / 16:36



INT. ADAC Kartrennen Wackersdorf

DKM - KZ2

Pro Kart Raceland Wackersdorf 1,190 Km

Qualifying Heat 2

15.06.2024 16:05

Race (12 Laps) started at 16:08:38

Lap	Time of Day	Lap Tm	Diff	S1 Tm	S2 Tm	S3 Tm
(15) David Liwinski						
1	16:09:28.665	50.273	+2.776	19.008	16.279	14.986
2	16:10:17.147	48.482	+0.985	17.385	16.201	14.896
3	16:11:05.373	48.226	+0.729	17.257	16.092	14.877
4	16:11:53.314	47.941	+0.444	17.214	15.959	14.768
5	16:12:41.138	47.824	+0.327	17.087	15.925	14.812
6	16:13:28.828	47.690	+0.193	17.050	15.899	14.741
7	16:14:16.451	47.623	+0.126	17.012	15.864	14.747
8	16:15:04.309	47.858	+0.361	17.115	16.008	14.735
9	16:15:51.970	47.661	+0.164	17.060	15.862	14.739
10	16:16:39.590	47.620	+0.123	17.042	15.871	14.707
11	16:17:27.087	47.497		17.052	15.807	14.638
12	16:18:14.626	47.539	+0.042	17.067	15.818	14.654

Lap	Time of Day	Lap Tm	Diff	S1 Tm	S2 Tm	S3 Tm
3	16:11:07.215	48.016	+0.739	17.190	16.065	14.761
4	16:11:55.639	48.424	+1.147	17.614	16.071	14.739
5	16:12:46.475	50.836	+3.559	17.936	17.718	15.182
6	16:13:34.580	48.105	+0.828	17.225	15.932	14.948
7	16:14:22.201	47.621	+0.344	17.027	15.894	14.700
8	16:15:09.707	47.506	+0.229	16.949	15.873	14.684
9	16:15:57.087	47.380	+0.103	16.893	15.814	14.673
10	16:16:44.364	47.277		16.908	15.765	14.604
11	16:17:31.837	47.473	+0.196	16.966	15.773	14.734
12	16:18:19.350	47.513	+0.236	17.003	15.835	14.675

Lap	Time of Day	Lap Tm	Diff	S1 Tm	S2 Tm	S3 Tm
(1) Stan Pex						
1	16:09:29.116	50.175	+2.742	18.958	16.209	15.008
2	16:10:17.833	48.718	+1.285	17.680	16.151	14.887
3	16:11:06.271	48.438	+1.005	17.457	16.070	14.911
4	16:11:54.153	47.882	+0.449	17.174	15.927	14.781
5	16:12:41.854	47.701	+0.268	17.075	15.857	14.769
6	16:13:29.517	47.663	+0.230	17.026	15.840	14.797
7	16:14:17.225	47.708	+0.275	17.016	15.892	14.800
8	16:15:04.781	47.556	+0.123	17.009	15.810	14.737
9	16:15:52.214	47.433		16.985	15.758	14.690
10	16:16:39.804	47.590	+0.157	17.023	15.862	14.705
11	16:17:27.401	47.597	+0.164	17.028	15.876	14.693
12	16:18:14.835	47.434	+0.001	17.011	15.782	14.641

Lap	Time of Day	Lap Tm	Diff	S1 Tm	S2 Tm	S3 Tm
(18) Robert Kindervater						
1	16:09:30.963	50.963	+3.352	19.468	16.467	15.028
2	16:10:19.721	48.758	+1.147	17.704	16.141	14.913
3	16:11:08.041	48.320	+0.709	17.185	16.173	14.962
4	16:11:55.966	47.925	+0.314	17.176	16.012	14.737
5	16:12:45.288	49.322	+1.711	17.717	16.756	14.849
6	16:13:33.113	47.825	+0.214	17.135	15.880	14.810
7	16:14:20.915	47.802	+0.191	17.027	15.962	14.813
8	16:15:08.676	47.761	+0.150	17.009	15.976	14.776
9	16:15:56.484	47.808	+0.197	17.000	15.912	14.896
10	16:16:44.095	47.511		17.009	15.835	14.767
11	16:17:31.990	47.895	+0.284	16.989	15.810	15.096
12	16:18:19.681	47.691	+0.080	17.113	15.853	14.725

Lap	Time of Day	Lap Tm	Diff	S1 Tm	S2 Tm	S3 Tm
(5) David Trefilov						
1	16:09:29.083	50.364	+2.921	19.000	16.223	15.141
2	16:10:18.182	49.099	+1.656	17.919	16.197	14.983
3	16:11:06.485	48.303	+0.860	17.348	16.125	14.830
4	16:11:54.364	47.879	+0.436	17.151	15.986	14.742
5	16:12:42.222	47.858	+0.415	17.113	15.996	14.749
6	16:13:29.808	47.586	+0.143	17.057	15.794	14.735
7	16:14:17.459	47.651	+0.208	17.013	15.892	14.746
8	16:15:05.101	47.642	+0.199	17.082	15.863	14.697
9	16:15:52.575	47.474	+0.031	16.989	15.796	14.689
10	16:16:40.241	47.666	+0.223	17.003	15.921	14.742
11	16:17:27.769	47.528	+0.085	16.963	15.860	14.705
12	16:18:15.212	47.443		16.983	15.797	14.663

Lap	Time of Day	Lap Tm	Diff	S1 Tm	S2 Tm	S3 Tm
(69) Jorrit Pex						
1	16:09:29.799	50.512	+2.878	19.149	16.330	15.033
2	16:10:18.577	48.778	+1.144	17.477	16.306	14.995
3	16:11:06.911	48.334	+0.700	17.324	16.121	14.889
4	16:11:55.601	48.690	+1.056	17.731	16.097	14.862
5	16:12:46.312	50.711	+3.077	17.930	17.617	15.164
6	16:13:34.765	48.453	+0.819	17.201	15.919	15.333
7	16:14:22.568	47.803	+0.169	17.135	15.878	14.790
8	16:15:10.434	47.866	+0.232	17.103	15.893	14.870
9	16:15:58.122	47.688	+0.054	17.042	15.892	14.754
10	16:16:45.756	47.634		17.044	15.843	14.747
11	16:17:33.453	47.697	+0.063	17.107	15.838	14.752
12	16:18:21.514	48.061	+0.427	17.154	15.790	15.117

Lap	Time of Day	Lap Tm	Diff	S1 Tm	S2 Tm	S3 Tm
(13) Christiaan de Kleijn						
1	16:09:29.486	50.688	+3.227	19.347	16.320	15.021
2	16:10:18.296	48.810	+1.349	17.919	16.300	14.914
3	16:11:06.671	48.375	+0.914	17.397	16.121	14.857
4	16:11:54.686	48.015	+0.554	17.216	15.984	14.815
5	16:12:42.604	47.918	+0.457	17.116	16.028	14.774
6	16:13:30.409	47.805	+0.344	17.121	15.927	14.757
7	16:14:18.126	47.717	+0.256	17.069	15.895	14.753
8	16:15:05.810	47.684	+0.223	17.098	15.844	14.742
9	16:15:53.417	47.607	+0.146	17.031	15.854	14.722
10	16:16:40.985	47.568	+0.107	17.023	15.841	14.704
11	16:17:28.446	47.461		17.021	15.766	14.674
12	16:18:16.249	47.803	+0.342	17.145	15.849	14.809

Lap	Time of Day	Lap Tm	Diff	S1 Tm	S2 Tm	S3 Tm
(19) Jannik-Julius Bernhart						
1	16:09:33.256	52.607	+4.881	19.903	17.263	15.441
2	16:10:22.618	49.362	+1.636	17.836	16.254	15.272
3	16:11:10.922	48.304	+0.578	17.479	15.947	14.878
4	16:11:58.648	47.726		17.102	15.835	14.789
5	16:12:47.524	48.876	+1.150	17.170	16.157	15.549
6	16:13:35.764	48.240	+0.514	17.298	16.079	14.863
7	16:14:23.538	47.774	+0.048	17.096	15.811	14.867
8	16:15:11.292	47.754	+0.028	17.140	15.842	14.772
9	16:15:59.612	48.320	+0.594	17.438	15.996	14.886
10	16:16:47.479	47.867	+0.141	17.065	15.959	14.843
11	16:17:35.311	47.832	+0.106	17.113	15.878	14.841
12	16:18:23.233	47.922	+0.196	17.138	15.938	14.846

Lap	Time of Day	Lap Tm	Diff	S1 Tm	S2 Tm	S3 Tm
(67) Alexander Schmitz						
1	16:09:30.292	51.819	+4.347	20.424	16.329	15.066
2	16:10:18.809	48.517	+1.045	17.463	16.012	15.042
3	16:11:07.034	48.225	+0.753	17.301	16.035	14.889
4	16:11:54.991	47.957	+0.485	17.209	15.875	14.873
5	16:12:42.827	47.836	+0.364	17.042	15.937	14.857
6	16:13:30.680	47.853	+0.381	17.089	15.931	14.833
7	16:14:18.400	47.720	+0.248	17.040	15.878	14.802
8	16:15:06.106	47.706	+0.234	16.988	15.939	14.779
9	16:15:53.798	47.692	+0.220	17.021	15.932	14.739
10	16:16:41.270	47.472		16.980	15.784	14.708
11	16:17:28.830	47.550	+0.088	16.994	15.844	14.722
12	16:18:16.416	47.586	+0.114	16.972	15.838	14.776

Lap	Time of Day	Lap Tm	Diff	S1 Tm	S2 Tm	S3 Tm
(11) Jens Treur						
1	16:09:32.855	52.564	+4.892	19.816	17.414	15.334
2	16:10:22.764	49.909	+2.237	18.033	16.294	15.582
3	16:11:11.179	48.415	+0.743	17.611	15.914	14.890

INT. ADAC Kartrennen Wackersdorf

DKM - KZ2

Pro Kart Raceland Wackersdorf 1,190 Km

Qualifying Heat 2

15.06.2024 16:05

Race (12 Laps) started at 16:08:38

Lap	Time of Day	Lap Tm	Diff	S1 Tm	S2 Tm	S3 Tm
7	16:14:23.781	47.828	+0.040	17.063	15.929	14.836
8	16:15:11.569	47.788		17.118	15.860	14.810
9	16:15:59.824	48.255	+0.467	17.318	16.049	14.888
10	16:16:47.652	47.828	+0.040	17.030	16.019	14.779
11	16:17:35.500	47.848	+0.060	17.134	15.923	14.791
12	16:18:23.831	48.331	+0.543	17.595	15.946	14.790

Lap	Time of Day	Lap Tm	Diff	S1 Tm	S2 Tm	S3 Tm
11	16:17:39.989	47.979	+0.044	17.177	15.953	14.849
12	16:18:28.210	48.221	+0.286	17.324	16.070	14.827

(55) Luis Laurin Speck

1	16:09:33.570	53.129	+5.446	20.219	17.588	15.322
2	16:10:23.148	49.578	+1.895	18.077	16.323	15.178
3	16:11:12.089	48.941	+1.258	17.835	16.086	15.020
4	16:12:00.195	48.106	+0.423	17.233	15.985	14.888
5	16:12:48.128	47.933	+0.250	17.076	15.894	14.963
6	16:13:37.492	49.364	+1.681	17.781	16.164	15.419
7	16:14:25.288	47.796	+0.113	17.160	15.866	14.770
8	16:15:12.971	47.683		17.058	15.852	14.773
9	16:16:00.869	47.898	+0.215	17.082	16.003	14.813
10	16:16:48.856	47.987	+0.304	17.299	15.967	14.721
11	16:17:36.746	47.890	+0.207	17.216	15.954	14.720
12	16:18:24.729	47.983	+0.300	17.270	15.879	14.834

(14) Danilo Albanese

1	16:09:34.003	53.283	+5.836	20.054	17.820	15.409
2	16:10:23.036	49.033	+1.586	17.485	16.341	15.207
3	16:11:11.442	48.406	+0.959	17.557	16.035	14.814
4	16:11:59.293	47.851	+0.404	17.185	15.866	14.800
5	16:12:48.062	48.769	+1.322	17.178	16.241	15.350
6	16:13:37.323	49.261	+1.814	18.148	16.005	15.108
7	16:14:25.025	47.702	+0.255	17.030	15.905	14.767
8	16:15:12.472	47.447		16.962	15.758	14.727
9	16:16:00.581	48.109	+0.662	17.061	16.102	14.946
10	16:16:48.126	47.545	+0.098	17.048	15.818	14.679
11	16:17:35.756	47.630	+0.183	17.059	15.869	14.702
12	16:18:24.057	48.301	+0.854	17.445	16.058	14.798

(9) André Matisic

1	16:09:33.038	52.890	+5.126	20.251	17.411	15.228
2	16:10:22.882	49.844	+2.080	18.284	16.317	15.243
3	16:11:12.023	49.141	+1.377	17.929	16.149	15.063
4	16:12:00.467	48.444	+0.680	17.657	15.956	14.831
5	16:12:48.567	48.100	+0.336	17.187	15.955	14.958
6	16:13:37.737	49.170	+1.406	17.872	16.078	15.220
7	16:14:25.696	47.959	+0.195	17.207	15.920	14.832
8	16:15:13.460	47.764		17.081	15.890	14.793
9	16:16:01.242	47.782	+0.018	17.049	15.878	14.855
10	16:16:49.134	47.892	+0.128	17.075	16.004	14.813
11	16:17:37.075	47.941	+0.177	17.204	15.931	14.806
12	16:18:24.973	47.898	+0.134	17.195	15.883	14.820

(72) Aleks Jutkevicius

1	16:13:39.793	48.514	+0.712			
2	16:14:33.747	53.954	+6.152			
3	16:15:17.029	43.282	-4.520			
4	16:16:04.831	47.802				
5	16:16:53.037	48.206	+0.404			
6	16:17:41.079	48.042	+0.240			
7	16:18:29.372	48.293	+0.491			

(70) Matej Kavcovsky

1	16:09:30.125	50.814	+2.963	19.375	16.361	15.078
2	16:10:19.423	49.298	+1.447	17.880	16.427	14.991
3	16:11:08.036	48.613	+0.762	17.212	16.158	15.243
4	16:11:57.063	49.027	+1.176	17.608	16.359	15.060
5	16:12:47.456	50.393	+2.542	17.983	16.766	15.644
6	16:13:37.674	50.218	+2.367	18.354	16.180	15.684
7	16:14:26.008	48.334	+0.483	17.499	15.998	14.837
8	16:15:14.364	48.356	+0.505	17.578	15.962	14.816
9	16:16:02.215	47.851		17.073	15.927	14.851
10	16:16:50.158	47.943	+0.092	17.170	15.951	14.822
11	16:17:38.047	47.889	+0.038	17.130	15.952	14.807
12	16:18:26.011	47.964	+0.113	17.252	15.909	14.803

(12) Lukas Schächer

1	16:09:32.586	52.437	+4.869	19.947	17.198	15.292
2	16:10:24.586	52.000	+4.432	17.727	16.352	17.921
3	16:11:13.288	48.702	+1.134	17.518	16.149	15.035
4	16:12:01.387	48.099	+0.531	17.162	16.069	14.868
5	16:12:49.567	48.180	+0.612	17.277	16.033	14.870
6	16:13:37.991	48.424	+0.856	17.098	16.275	15.051
7	16:14:26.167	48.176	+0.608	17.363	15.999	14.814
8	16:15:14.094	47.927	+0.359	17.213	15.967	14.747
9	16:16:01.662	47.568		17.046	15.782	14.740
10	16:16:49.279	47.617	+0.049	17.061	15.887	14.669
11	16:17:37.233	47.954	+0.386	17.146	16.151	14.657
12	16:18:25.169	47.936	+0.368	17.198	16.019	14.719

(46) Gianni Andrisani

1	16:09:31.278	51.438	+3.706	19.671	16.680	15.087
2	16:10:20.644	49.366	+1.634	17.904	16.515	14.947
3	16:11:08.874	48.230	+0.498	17.235	16.068	14.927
4	16:11:57.233	48.359	+0.627	17.239	16.127	14.993
5	16:12:46.925	49.692	+1.960	17.403	16.856	15.433
6	16:13:35.351	48.426	+0.694	17.392	16.171	14.863
7	16:14:23.170	47.819	+0.087	17.054	15.894	14.871
8	16:15:10.902	47.732		17.070	15.945	14.711
9	16:15:59.322	48.420	+0.688	17.606	16.031	14.783
10	16:16:47.237	47.915	+0.183	17.083	15.949	14.883
11	16:17:34.971	47.734	+0.002	17.085	15.900	14.749
12	16:18:22.766	47.795	+0.063	17.130	15.910	14.755

(68) Elie Goldstein

1	16:09:35.650	53.546	+5.702	21.784	16.695	15.067
2	16:10:24.123	48.473	+0.629	17.397	16.165	14.911
3	16:11:12.756	48.633	+0.789	17.705	16.141	14.787
4	16:12:00.835	48.079	+0.235	17.369	15.971	14.739
5	16:12:48.791	47.956	+0.112	17.130	15.983	14.843
6	16:13:38.138	49.347	+1.503	17.738	16.264	15.345
7	16:14:27.822	49.684	+1.840	18.067	16.360	15.257
8	16:15:15.666	47.844		17.119	15.931	14.794
9	16:16:07.950	52.284	+4.440	19.686	17.778	14.820
10	16:16:55.964	48.014	+0.170	17.335	15.955	14.724
11	16:17:44.025	48.061	+0.217	17.351	16.035	14.675
12	16:18:32.944	48.919	+1.075	17.596	16.345	14.978

(41) Maddox Wirtz

1	16:09:34.282	53.791	+5.856	19.952	17.710	16.129
2	16:10:23.572	49.290	+1.355	17.893	16.298	15.099
3	16:11:13.488	49.916	+1.981	18.007	16.578	15.331
4	16:12:01.850	48.362	+0.427	17.183	16.215	14.964
5	16:12:50.108	48.258	+0.323	17.303	16.098	14.857
6	16:13:38.214	48.106	+0.171	17.182	16.000	14.924
7	16:14:28.093	49.879	+1.944	18.205	16.134	15.540
8	16:15:16.068	47.975	+0.040	17.255	15.906	14.814
9	16:16:04.003	47.935		17.103	15.940	14.892
10	16:16:52.010	48.007	+0.072	17.137	16.025	14.845

(74) Jesper Sjöberg

1	16:09:31.054	51.493	+3.636	19.621	16.494	15.378
2	16:10:20.094	49.040	+1.183	17.889	16.202	14.949
3	16:11:08.343	48.249	+0.392	17.252	16.038	14.959
4	16:11:56.845	48.502	+0.645	17.492	16.056	14.954
5	16:12:46.740	49.895	+2.038	17.214	17.250	15.431
6	16:13:34.929	48.189	+0.332	17.220	15.944	15.025
7	16:14:22.871	47.942	+0.085	17.157	15.908	14.877
8	16:15:10.829	47.958	+0.101	17.134	15.951	14.873
9	16:16:00.712	49.883	+2.026	18.370	16.244	15.269
10	16:16:48.701	47.989	+0.132	17.286	15.917	14.786
11	16:17:36.558	47.857		17.191	15.867	14.799
12	16:18:24.678	48.120	+0.263	17.234	15.902	14.984

(65) Kipras Jurse

1	16:09:34.208	53.531	+5.526	20.078	17.993	15.460
2	16:10:23.439	49.231	+1.226	17.682	16.391	15.158
3	16:11:12.350	48.911	+0.906	17.866	16.060	14.985
4	16:12:01.726	49.376	+1.371	17.889	16.419	15.068
5	16:12:50.027	48.301	+0.296	17.264	16.026	15.011

Orbits



INT. ADAC Kartrennen Wackersdorf

DKM - KZ2

Pro Kart Raceland Wackersdorf 1,190 Km

Qualifying Heat 2

15.06.2024 16:05

Race (12 Laps) started at 16:08:38

Lap	Time of Day	Lap Tm	Diff	S1 Tm	S2 Tm	S3 Tm	Lap	Time of Day	Lap Tm	Diff	S1 Tm	S2 Tm	S3 Tm
6	16:13:41.439	51.412	+3.407	19.987	16.414	15.011							
7	16:14:29.650	48.211	+0.206	17.188	15.993	15.030							
8	16:15:17.655	48.005		17.136	15.940	14.929							
9	16:16:05.722	48.067	+0.062	17.198	15.938	14.931							
10	16:16:53.764	48.042	+0.037	17.133	16.005	14.904							
11	16:17:41.897	48.133	+0.128	17.230	15.956	14.947							
12	16:18:30.340	48.443	+0.438	17.195	16.228	15.020							

(17) Nico Franke

1	16:09:34.687	53.335	+4.343	19.919	17.886	15.530							
2	16:10:25.054	50.367	+1.375	17.866	16.884	15.617							
3	16:11:14.785	49.731	+0.739	17.830	16.645	15.256							
4	16:12:03.777	48.992		17.461	16.369	15.162							
5	16:12:53.666	49.889	+0.897	18.050	16.645	15.194							
6	16:13:42.680	49.014	+0.022	17.514	16.240	15.260							
7	16:14:32.104	49.424	+0.432	17.772	16.378	15.274							
8	16:15:21.290	49.186	+0.194	17.613	16.364	15.209							
9	16:16:10.404	49.114	+0.122	17.505	16.394	15.215							
10	16:16:59.775	49.371	+0.379	17.666	16.499	15.206							
11	16:17:48.819	49.044	+0.052	17.582	16.319	15.143							
12	16:18:38.001	49.182	+0.190	17.611	16.389	15.182							

(10) Lukas Scherbinskas

1	16:09:32.671	52.830	+4.895	20.123	17.102	15.605							
2	16:10:25.951	53.280	+5.345	17.896	16.211	19.173							
3	16:11:14.212	48.261	+0.326	17.323	16.127	14.811							
4	16:12:02.455	48.243	+0.308	17.393	16.027	14.823							
5	16:12:50.480	48.025	+0.090	17.236	15.958	14.831							
6	16:13:41.806	51.326	+3.391	19.710	16.706	14.910							
7	16:14:29.860	48.054	+0.119	17.237	16.002	14.815							
8	16:15:18.098	48.238	+0.303	17.268	16.189	14.781							
9	16:16:06.150	48.052	+0.117	17.212	15.981	14.859							
10	16:16:54.524	48.374	+0.439	17.495	16.094	14.785							
11	16:17:42.588	48.064	+0.129	17.215	16.023	14.826							
12	16:18:30.523	47.935		17.189	15.963	14.783							

(71) Kevin Stehouwer

1	16:09:31.570	51.829	+3.583	19.949	16.706	15.174							
2	16:10:20.815	49.245	+0.999	17.784	16.479	14.982							
3	16:11:09.104	48.289	+0.043	17.365	16.042	14.882							
4	16:11:57.350	48.246		17.225	16.051	14.970							
5	16:12:47.218	49.868	+1.622	17.471	16.822	15.575							
6	16:13:36.601	49.383	+1.137	17.377	16.964	15.042							
7	16:14:25.986	49.385	+1.139	17.271	16.142	15.972							



DKM - KZ2

Qualifying Heat 2 Revision 2

Track length: 1.190 Km

Race Started: 16:08:38

Best Lap by: 6 - Markus Kajak - 47.277

Rank	#	Driver	Nat	Sponsor Entrant	Nat	License E-License	Make	laps	T. Time Diff	Best Lap	Penalty	Points
1	1	David Liwinski	POL	Dörr Motorsport	DEU	ITE10012 BIF38420	KR/IAME/Vega	12	9:36.234	47.497		50
2	4	Stan Pex	NLD	SP Motorsport	NLD	ITE31772 IBL47253	Kart Republic/TM/Vega	12	9:36.443 0.209	47.433		44
3	1	David Trefilov	DEU	Maranello SRP Factory Team	DEU	ITE 16049 KBF38275	Maranello/TM /Vega	12	9:36.820 0.586	47.443		41
4	-1	Christiaan de Kleijn	NLD	CRG Holland	NLD	ITE44092 IBL15521	CRG/TM/Vega	12	9:37.857 1.623	47.461		38
5	-4	Alexander Schmitz	DEU	Alexander Schmitz	DEU	ITE14228 IDC14228	Tony Kart/Vortex/Vega	12	9:38.024 1.790	47.472		36
6	3	Markus Kajak	EST	Maranello SRP Factory Team	DEU	ITE26214 KBF38275	Maranello/TM/Vega	12	9:40.958 4.724	47.277		34
7	8	Robert Kindervater	DEU	ADAC Berlin-Brandenburg e.V. BIREL ART RACING KSW	AUT	ITE24990 IBLBK 102	Birel Art/TM/Vega	12	9:41.289 5.055	47.611		32
8	-1	Jorrit Pex	NLD	SP Motorsport	NLD	ITE27382 IBL47253006	KR/TM/Vega	12	9:43.122 6.888	47.634		30
9	7	Jens Treur	NLD	CRG Holland	NLD	ITE44483 IBL15521	CRG/TM/Vega	12	9:45.192 8.958	47.672		28
10	1	Valentino Fritsch	DEU	BIREL ART RACING KSW	AUT	ITE12819 IBLBK102	BirelArt/TM /Vega	12	9:45.439 9.205	47.788		27
11	8	Luis Laurin Speck	DEU	Tbkart racing team srl	ITA	ITE11633 BIF470451	Tbkart/IAME/Vega	12	9:46.337 10.103	47.683		26
12	2	André Matisic	DEU	Solgat Motorsport	DEU	ITE 34369 KBF42332	Birel Art/TM/Vega	12	9:46.581 10.347	47.764		25
13	-5	Matej Kacovsky	CZE	Spirit Racing s.r.o	CZE	ITC-C24AS0641 IBL24AT00161	Birel Art/TM /Vega	12	9:47.619 11.385	47.851		24
14	-1	Gianni Andrisani	DEU	TB Racing Team	DEU	ITE13762 KBF38262	KR/TM/Vega	12	9:49.374 13.140	47.732	+ 5 sec	23
15	8	Maddox Wirtz	DEU	VDB Kart Racing	DEU	ITE 39902 KBF42053	Birel Art/TM/Vega	12	9:49.818 13.584	47.935		22
16	6	Danilo Albanese	ITA	Dörr Motorsport	DEU	ITE498284 BIF38420	KR/IAME/Vega	12	9:50.665 14.431	47.447	+ 5 sec	21
17	7	Aleks Jutkevicius	LTU	Paske Racing	LTU	ITE2024-ITE/012 IBL2024-KL/05	Righetti Ridolfi/TM/Vega	12	9:50.980 14.746	47.802		20
18	-1	Lukas Schächer	DEU	TB Racing Team	DEU	ITE 28091 KBF38262	KR/TM/Vega	12	9:51.777 15.543	47.568	+ 5 sec	19
19	-1	Elie Goldstein	BEL	Tbkart racing team Srl	ITA	ITE909070 IDC470451	Tbkart/TM/Vega	12	9:54.552 18.318	47.844		18
20	-10	Jesper Sjöberg	SWE	BIREL ART RACING KSW	AUT	ITE4628 IBLBK102	BirelArt/TM /Vega	12	9:56.286 20.052	47.857	+ 10 sec	17
21	-1	Kipras Jurse	LTU	Paske Racing	LTU	ITE2024-ITE/001 IBL2024-KL/05	Righetti Ridolfi/TM/Vega	12	9:56.948 20.714	48.005	+ 5 sec	16
22	3	Nico Franke	DEU	ADAC Berlin-Brandenburg e.V. SG Samuelkart	NLD	ITE42574 IBL57205001	CRG/TM/Vega	12	9:59.609 23.375	48.992		15
23	-18	Lukas Scherbinskas	DEU	NSL Racing	LTU	ITE11348 IBL2024-KL/10	Energy/TM/Vega	12	10:02.131 25.897	47.935	+ 10 sec	14
24	-12	Kevin Stehouwer	NLD	Kevin Stehouwer	NLD	ITE43342 IDC43342	Birel Art/Vortex/Vega	7	5:47.594 5 Laps	48.246		13

Not classified

DSQ	19	Jannik-Julius Bernhart	AUT	Dörr Motorsport	DEU	ITEJK2048 BIF38420	KR/IAME/Vega	12	DSQ	47.726		7
-----	----	------------------------	-----	-----------------	-----	-----------------------	--------------	----	-----	--------	--	---

Announcements

- # 74 + 5 sec push
- # 10 + 10 sec push
- #12,14,65,46,74 + 5 sec front fairing
- # 19 DQ Steward desision


Timekeeper
M.Riehmers

Race Director
H.Seidel

Page 1/1

These results are provisional until the conclusion of any judicial and technical matters!

Printed: 15.06.2024 / 17:32



DKM Round 3
DKM - KZ2
Wckersdorf
Ranking after Heats

Pos.	No.	Firstname	Lastname	Nat.		Nat.		Total points			Heat 1	Heat 2	
				Dri	Entrant	Ent	Make	Sponsor	QP	PTS			Diff.
1	1	Stan	Pex	NLD	SP Motorsport	NLD	Kart Republic/TM/Vega		6	94		50	44
2	15	David	Liwinski	POL	Dörr Motorsport	DEU	KR/IAME/Vega		2	86	8	36	50
3	67	Alexander	Schmitz	DEU	Alexander Schmitz	DEU	Tony Kart/Vortex/Vega		1	80	14	44	36
4	13	Christiaan	de Kleijn	NLD	CRG Holland	NLD	CRG/TM/Vega		3	76	18	38	38
5	5	David	Trefilov	DEU	Maranello SRP Factory Team	DEU	Maranello/TM /Vega		4	75	19	34	41
6	6	Markus	Kajak	EST	Maranello SRP Factory Team	DEU	Maranello/TM/Vega		9	75	19	41	34
7	69	Jorrit	Pex	NLD	SP Motorsport	NLD	KR/TM/Vega		7	62	32	32	30
8	18	Robert	Kindervater	DEU	BIREL ART RACING KSW	AUT	Birel Art/TM/Vega	ADAC Berlin-Brandenburg e.V.	15	60	34	28	32
9	73	Valentino	Fritsch	DEU	BIREL ART RACING KSW	AUT	BirelArt/TM /Vega		11	57	37	30	27
10	46	Gianni	Andrisani	DEU	TB Racing Team	DEU	KR/TM/Vega		13	49	45	26	23
11	9	André	Maticic	DEU	Solgat Motorsport	DEU	Birel Art/TM/Vega		14	49	45	24	25
12	70	Matej	Kacovsky	CZE	Spirit Racing s.r.o	CZE	Birel Art/TM /Vega		8	47	47	23	24
13	12	Lukas	Schächer	DEU	TB Racing Team	DEU	KR/TM/Vega		17	46	48	27	19
14	14	Danilo	Albanese	ITA	Dörr Motorsport	DEU	KR/IAME/Vega		22	46	48	25	21
15	11	Jens	Treur	NLD	CRG Holland	NLD	CRG/TM/Vega		16	43	51	15	28
16	55	Luis Laurin	Speck	DEU	Tbkart racing team srl	ITA	Tbkart/IAME/Vega		19	43	51	17	26
17	41	Maddox	Wirtz	DEU	VDB Kart Racing	DEU	Birel Art/TM/Vega		23	42	52	20	22
18	74	Jesper	Sjöberg	SWE	BIREL ART RACING KSW	AUT	BirelArt/TM /Vega		10	39	55	22	17
19	68	Elie	Goldstein	BEL	Tbkart racing team Srl	ITA	Tbkart/TM/Vega		18	39	55	21	18
20	72	Aleks	Jutkevicius	LTU	Paske Racing	LTU	Righetti Ridolfi/TM/Vega		24	39	55	19	20
21	17	Nico	Franke	DEU	SG Samuelkart	NLD	CRG/TM/Vega	ADAC Berlin-Brandenburg e.V.	25	33	61	18	15
22	10	Lukas	Scherbinskas	DEU	NSL Racing	LTU	Energy/TM/Vega		5	30	64	16	14
23	65	Kipras	Jurse	LTU	Paske Racing	LTU	Righetti Ridolfi/TM/Vega		20	28	66	12	16
24	71	Kevin	Stehouwer	NLD	Kevin Stehouwer	NLD	Birel Art/Vortex/Vega		12	27	67	14	13
25	19	Jannik-Julius	Bernhart	AUT	Dörr Motorsport	DEU	KR/IAME/Vega		21	20	74	13	7

Announcements: These results are provisional until the conclusion of any judicial and technical matters

Racedirector Horst Seidel:



Timekeeping Monika Riehmers:



Printed: 15.06.2024 18:21

Posted at: h



DKM Round 3 Track: Wckersdorf Edition 1
 Class: DKM - KZ2 Heat: Superheat
 Date/Time: 16.06.2024 10:30 Laps: 16 laps

	18		
35		36	
	17		
33		34	
	16		
31		32	
	15		
29		30	
	14		
27		28	
Jannik-Julius Bernhart	19		
	25		
Kipras Jurse	65	Righetti Ridolfi/TM/Vega	
	23		
Nico Franke	17		
	21		
Elie Goldstein	68	Tbkart/TM/Vega	
	19		
Maddox Wirtz	41	Birel Art/TM/Vega	
	17		
Jens Treur	11		
	15		
Lukas Schächer	12		
	13		
André Maticic	9		
	11		
Valentino Fritsch	73	BirelArt/TM/Vega	
	9		
Jorrit Pex	69		
	7		
David Trefilov	5		
	5		
Alexander Schmitz	67	Kart/Vortex/Vega	
	3		
Stan Pex	1		
	1		
	13		
	4		
	6		
	7		
	8		
	14		
	16		
	20		
	22		
	24		
	26		
	28		
	30		
	32		
	34		
	36		
	38		
	40		
	42		
	44		
	46		
	48		
	50		
	52		
	54		
	56		
	58		
	60		
	62		
	64		
	66		
	68		
	70		
	72		
	74		
	76		
	78		
	80		
	82		
	84		
	86		
	88		
	90		
	92		
	94		
	96		
	98		
	100		
	102		
	104		
	106		
	108		
	110		
	112		
	114		
	116		
	118		
	120		
	122		
	124		
	126		
	128		
	130		
	132		
	134		
	136		
	138		
	140		
	142		
	144		
	146		
	148		
	150		
	152		
	154		
	156		
	158		
	160		
	162		
	164		
	166		
	168		
	170		
	172		
	174		
	176		
	178		
	180		
	182		
	184		
	186		
	188		
	190		
	192		
	194		
	196		
	198		
	200		
	202		
	204		
	206		
	208		
	210		
	212		
	214		
	216		
	218		
	220		
	222		
	224		
	226		
	228		
	230		
	232		
	234		
	236		
	238		
	240		
	242		
	244		
	246		
	248		
	250		
	252		
	254		
	256		
	258		
	260		
	262		
	264		
	266		
	268		
	270		
	272		
	274		
	276		
	278		
	280		
	282		
	284		
	286		
	288		
	290		
	292		
	294		
	296		
	298		
	300		
	302		
	304		
	306		
	308		
	310		
	312		
	314		
	316		
	318		
	320		
	322		
	324		
	326		
	328		
	330		
	332		
	334		
	336		
	338		
	340		
	342		
	344		
	346		
	348		
	350		
	352		
	354		
	356		
	358		
	360		
	362		
	364		
	366		
	368		
	370		
	372		
	374		
	376		
	378		
	380		
	382		
	384		
	386		
	388		
	390		
	392		
	394		
	396		
	398		
	400		
	402		
	404		
	406		
	408		
	410		
	412		
	414		
	416		
	418		
	420		
	422		
	424		
	426		
	428		
	430		
	432		
	434		
	436		
	438		
	440		
	442		
	444		
	446		
	448		
	450		
	452		
	454		
	456		
	458		
	460		
	462		
	464		
	466		
	468		
	470		
	472		
	474		
	476		
	478		
	480		
	482		
	484		
	486		
	488		
	490		
	492		
	494		
	496		
	498		
	500		
	502		
	504		
	506		
	508		
	510		
	512		
	514		
	516		
	518		
	520		
	522		
	524		
	526		
	528		
	530		
	532		
	534		
	536		
	538		
	540		
	542		
	544		
	546		
	548		
	550		
	552		
	554		
	556		
	558		
	560		
	562		
	564		
	566		
	568		
	570		
	572		
	574		
	576		
	578		
	580		
	582		
	584		
	586		
	588		
	590		
	592		
	594		
	596		
	598		
	600		
	602		
	604		
	606		
	608		
	610		
	612		
	614		
	616		
	618		
	620		
	622		
	624		
	626		
	628		
	630		
	632		
	634		
	636		
	638		
	640		
	642		
	644		
	646		
	648		
	650		
	652		
	654		
	656		
	658		
	660		
	662		
	664		
	666		
	668		
	670		
	672		
	674		
	676		
	678		
	680		
	682		
	684		
	686		
	688		
	690		
	692		
	694		
	696		
	698		
	700		
	702		

DKM - KZ2

Warm Up Super Heat

Track length: 1.190 Km

Session Started: 8:21:55

Best Lap by: 6 - Markus Kajak - 46.957

Rank	#	Driver	Nat	Sponsor Entrant	Nat	License E-License	Make	laps	Best Lap	Diff	In Lap	Penalty
1	6	Markus Kajak	EST	Maranello SRP Factory Team	DEU	ITE26214 KBF38275	Maranello/TM/Vega	6	46.957		5	
2	14	Danilo Albanese	ITA	Dörr Motorsport	DEU	ITE498284 BIF38420	KR/IAME/Vega	6	47.067	0.110	6	
3	15	David Liwinski	POL	Dörr Motorsport	DEU	ITE10012 BIF38420	KR/IAME/Vega	6	47.133	0.176	4	
4	5	David Trefilov	DEU	Maranello SRP Factory Team	DEU	ITE 16049 KBF38275	Maranello/TM /Vega	6	47.191	0.234	5	
5	18	Robert Kindervater	DEU	ADAC Berlin-Brandenburg e.V. BIREL ART RACING KSW	AUT	ITE24990 IBLBK 102	Birel Art/TM/Vega	6	47.201	0.244	4	
6	67	Alexander Schmitz	DEU	Alexander Schmitz	DEU	ITE14228 IDC14228	Tony Kart/Vortex/Vega	6	47.236	0.279	6	
7	1	Stan Pex	NLD	SP Motorsport	NLD	ITE31772 IBL47253	Kart Republic/TM/Vega	5	47.255	0.298	4	
8	9	André Maticic	DEU	Solgat Motorsport	DEU	ITE 34369 KBF42332	Birel Art/TM/Vega	6	47.266	0.309	5	
9	69	Jorrit Pex	NLD	SP Motorsport	NLD	ITE27382 IBL47253006	KR/TM/Vega	5	47.274	0.317	4	
10	13	Christiaan de Kleijn	NLD	CRG Holland	NLD	ITE44092 IBL15521	CRG/TM/Vega	6	47.338	0.381	4	
11	11	Jens Treur	NLD	CRG Holland	NLD	ITE44483 IBL15521	CRG/TM/Vega	6	47.383	0.426	6	
12	12	Lukas Schächer	DEU	TB Racing Team	DEU	ITE 28091 KBF38262	KR/TM/Vega	7	47.424	0.467	5	
13	19	Jannik-Julius Bernhart	AUT	Dörr Motorsport	DEU	ITEJK2048 BIF38420	KR/IAME/Vega	6	47.481	0.524	6	
14	73	Valentino Fritsch	DEU	BIREL ART RACING KSW	AUT	ITE12819 IBLBK102	BirelArt/TM /Vega	6	47.489	0.532	6	
15	55	Luis Laurin Speck	DEU	Tbkart racing team srl	ITA	ITE11633 BIF470451	Tbkart/IAME/Vega	6	47.541	0.584	6	
16	41	Maddox Wirtz	DEU	VDB Kart Racing	DEU	ITE 39902 KBF42053	Birel Art/TM/Vega	6	47.557	0.600	6	
17	72	Aleks Jutkevicius	LTU	Paske Racing	LTU	ITE2024-ITE/012 IBL2024-KL/05	Righetti Ridolfi/TM/Vega	3	47.592	0.635	2	
18	46	Gianni Andrisani	DEU	TB Racing Team	DEU	ITE13762 KBF38262	KR/TM/Vega	6	47.600	0.643	6	
19	74	Jesper Sjöberg	SWE	BIREL ART RACING KSW	AUT	ITE4628 IBLBK102	BirelArt/TM /Vega	6	47.635	0.678	5	
20	68	Elie Goldstein	BEL	Tbkart racing team Srl	ITA	ITE909070 IDC470451	Tbkart/TM/Vega	6	47.669	0.712	6	
21	71	Kevin Stehouwer	NLD	Kevin Stehouwer	NLD	ITE43342 IDC43342	Birel Art/Vortex/Vega	6	47.720	0.763	6	
22	10	Lukas Scherbinskas	DEU	NSL Racing	LTU	ITE11348 IBL2024-KL/10	Energy/TM/Vega	6	47.798	0.841	6	
23	70	Matej Kacovsky	CZE	Spirit Racing s.r.o	CZE	ITC-C24AS0641 IBL24AT00161	Birel Art/TM /Vega	6	47.944	0.987	5	
24	65	Kipras Jurse	LTU	Paske Racing	LTU	ITE2024-ITE/001 IBL2024-KL/05	Righetti Ridolfi/TM/Vega	6	47.984	1.027	6	
25	17	Nico Franke	DEU	ADAC Berlin-Brandenburg e.V. SG Samuelkart	NLD	ITE42574 IBL57205001	CRG/TM/Vega	6	48.700	1.743	4	

Announcements

72 no transpondersignal


Timekeeper
M.Riehmers

Race Director
H.Seidel

Page 1/1

These results are provisional until the conclusion of any judicial and technical matters!

Printed: 16.06.2024 / 08:29



INT. ADAC Kartrennen Wackersdorf

DKM - KZ2

Pro Kart Raceland Wackersdorf 1,190 Km

Warm Up Super Heat

16.06.2024 08:22

Practice (6:00 Time) started at 8:21:55

Lap	Time of Day	Lap Tm	Diff	S1 Tm	S2 Tm	S3 Tm
(6) Markus Kajak						
1	8:24:04.944	57.862	+10.905	21.974	18.508	17.380
2	8:25:00.403	55.459	+8.502	20.385	18.468	16.606
3	8:25:48.938	48.535	+1.578	17.497	15.990	15.048
4	8:26:36.034	47.096	+0.139	16.859	15.633	14.604
5	8:27:22.991	46.957		16.775	15.611	14.571
6	8:28:10.296	47.305	+0.348	16.799	15.811	14.695

(14) Danilo Albanese						
1	8:24:05.168	56.260	+9.193	21.423	17.893	16.944
2	8:24:56.023	50.855	+3.788	19.080	16.758	15.017
3	8:25:43.642	47.619	+0.562	17.082	15.812	14.725
4	8:26:30.915	47.273	+0.206	16.856	15.767	14.650
5	8:27:19.930	49.015	+1.948	16.886	16.961	15.168
6	8:28:06.997	47.057		16.832	15.664	14.571

(15) David Liwinski						
1	8:24:41.106	54.905	+7.772	20.630	18.346	15.929
2	8:25:29.842	48.736	+1.603	17.868	16.073	14.795
3	8:26:17.218	47.376	+0.243	17.000	15.730	14.646
4	8:27:04.351	47.183		16.821	15.690	14.622
5	8:27:51.501	47.150	+0.017	16.836	15.690	14.624
6	8:28:38.640	47.139	+0.006	16.857	15.670	14.612

(5) David Trefilov						
1	8:24:05.190	56.491	+9.300	20.986	18.223	17.282
2	8:24:59.713	54.523	+7.332	20.693	18.075	15.755
3	8:25:48.129	48.416	+1.225	17.657	15.990	14.769
4	8:26:35.557	47.428	+0.237	16.941	15.794	14.693
5	8:27:22.748	47.191		16.864	15.712	14.615
6	8:28:10.120	47.372	+0.181	16.890	15.776	14.706

(18) Robert Kindervater						
1	8:24:07.967	55.246	+8.045	20.182	18.770	16.294
2	8:24:58.485	50.518	+3.317	18.671	16.875	14.972
3	8:25:46.128	47.643	+0.442	17.141	15.833	14.669
4	8:26:33.329	47.201		16.861	15.700	14.640
5	8:27:23.634	50.305	+3.104	18.365	17.222	14.718
6	8:28:10.919	47.285	+0.084	16.875	15.726	14.684

(67) Alexander Schmitz						
1	8:24:09.347	59.171	+11.935	20.976	20.179	18.016
2	8:25:04.761	55.414	+8.178	19.437	18.515	17.462
3	8:25:53.659	48.898	+1.662	17.130	15.998	15.770
4	8:26:40.921	47.262	+0.026	16.976	15.675	14.611
5	8:27:31.452	50.531	+3.295	17.214	18.058	15.259
6	8:28:18.688	47.236		16.887	15.752	14.597

(1) Stan Pex						
1	8:24:45.062	51.442	+4.187	19.308	16.749	15.385
2	8:25:34.418	49.356	+2.101	18.049	16.383	14.924
3	8:26:22.095	47.677	+0.422	17.195	15.811	14.671
4	8:27:09.350	47.255		16.943	15.646	14.666
5	8:27:56.738	47.388	+0.133	16.980	15.731	14.677

(9) André Matisic						
1	8:24:05.490	57.918	+10.652	21.709	18.869	17.340
2	8:24:56.295	50.805	+3.539	19.209	16.655	14.941
3	8:25:44.208	47.913	+0.647	17.178	15.860	14.875
4	8:26:31.574	47.366	+0.100	16.963	15.734	14.669
5	8:27:18.840	47.266		16.870	15.708	14.688
6	8:28:06.194	47.354	+0.088	16.952	15.733	14.669

(69) Jorrit Pex						
1	8:24:45.272	51.222	+3.948	19.303	16.831	15.088
2	8:25:34.768	49.496	+2.222	18.172	16.435	14.889
3	8:26:22.363	47.595	+0.321	17.164	15.822	14.609
4	8:27:09.637	47.274		16.946	15.733	14.595
5	8:27:56.968	47.331	+0.057	16.982	15.747	14.602

(13) Christiaan de Kleijn						
1	8:24:41.997	54.769	+7.431	20.076	18.928	15.765
2	8:25:30.953	48.956	+1.618	17.638	15.994	15.324

Lap	Time of Day	Lap Tm	Diff	S1 Tm	S2 Tm	S3 Tm
3	8:26:18.599	47.646	+0.308	17.143	15.795	14.708
4	8:27:05.937	47.338		16.921	15.769	14.648
5	8:27:54.443	48.506	+1.168	17.222	16.528	14.756
6	8:28:41.790	47.347	+0.009	16.926	15.748	14.673

(11) Jens Teur						
1	8:24:42.362	1:05.163	+17.780	29.349	19.151	16.663
2	8:25:31.172	48.810	+1.427	17.879	16.149	14.782
3	8:26:18.984	47.812	+0.429	17.196	15.891	14.725
4	8:27:06.387	47.403	+0.020	16.996	15.723	14.684
5	8:27:55.079	48.692	+1.309	17.045	16.794	14.853
6	8:28:42.462	47.383		16.953	15.779	14.651

(12) Lukas Schächer						
1	8:23:53.845	50.616	+3.192	18.726	16.494	15.396
2	8:24:42.793	48.948	+1.524	18.077	16.069	14.802
3	8:25:30.661	47.868	+0.444	17.258	15.836	14.774
4	8:26:18.235	47.574	+0.150	17.112	15.759	14.703
5	8:27:05.659	47.424		17.005	15.798	14.621
6	8:27:53.107	47.448	+0.024	16.989	15.864	14.595
7	8:28:40.713	47.606	+0.182	17.151	15.791	14.664

(19) Jannik-Julius Bernhart						
1	8:24:32.633	57.966	+10.485	21.582	18.581	17.803
2	8:25:23.959	51.326	+3.845	19.064	17.023	15.239
3	8:26:13.731	49.772	+2.291	18.409	16.391	14.972
4	8:27:01.521	47.790	+0.309	17.070	15.957	14.763
5	8:27:49.100	47.579	+0.098	16.959	15.897	14.723
6	8:28:36.581	47.481		16.941	15.782	14.758

(73) Valentino Fritsch						
1	8:24:04.860	54.290	+6.801	19.941	17.938	16.411
2	8:24:54.180	49.320	+1.831	18.138	16.221	14.961
3	8:25:42.194	48.014	+0.525	17.233	15.940	14.841
4	8:26:29.878	47.684	+0.195	17.064	15.845	14.775
5	8:27:17.448	47.570	+0.081	17.009	15.772	14.789
6	8:28:04.937	47.489		16.963	15.766	14.760

(55) Luis Laurin Speck						
1	8:24:15.878	53.849	+6.308	20.546	17.430	15.873
2	8:25:06.211	50.333	+2.792	18.762	16.486	15.085
3	8:25:54.194	47.983	+0.442	17.351	15.899	14.733
4	8:26:41.738	47.544	+0.003	17.078	15.778	14.688
5	8:27:29.573	47.835	+0.294	17.100	15.884	14.851
6	8:28:17.114	47.541		16.973	15.918	14.650

(41) Maddox Wirtz						
1	8:24:15.618	56.155	+8.598	20.946	18.369	16.840
2	8:25:08.087	52.469	+4.912	19.607	17.509	15.353
3	8:25:56.421	48.334	+0.777	17.516	15.982	14.836
4	8:26:44.224	47.803	+0.246	17.129	15.909	14.765
5	8:27:31.786	47.562	+0.005	17.057	15.818	14.687
6	8:28:19.343	47.557		17.081	15.772	14.704

(72) Aleks Jutkevicius						
1	8:25:52.085	48.619	+1.027			
2	8:26:39.677	47.592				
3	8:28:16.275	1:36.598	+49.006			

(46) Gianni Andrisani						
1	8:24:04.966	54.270	+6.670	20.112	17.898	16.260
2	8:24:54.441	49.475	+1.875	17.855	16.280	15.340
3	8:25:42.534	48.093	+0.493	17.317	15.965	14.811
4	8:26:30.154	47.620	+0.020	17.098	15.803	14.719
5	8:27:17.773	47.619	+0.019	17.034	15.846	14.739
6	8:28:05.373	47.600		17.077	15.819	14.704

(74) Jesper Sjøberg						
1	8:24:11.629	54.408	+6.773	20.778	17.601	16.029
2	8:25:02.289	50.660	+3.025	18.004	17.395	15.261
3	8:25:51.059	48.770	+1.135	17.949	15.950	14.871
4	8:26:40.574	49.515	+1.880	17.103	15.890	16.522
5	8:27:28.209	4				

INT. ADAC Kartrennen Wackersdorf

DKM - KZ2

Pro Kart Raceland Wackersdorf 1,190 Km

Warm Up Super Heat

16.06.2024 08:22

Practice (6:00 Time) started at 8:21:55

Lap	Time of Day	Lap Tm	Diff	S1 Tm	S2 Tm	S3 Tm	Lap	Time of Day	Lap Tm	Diff	S1 Tm	S2 Tm	S3 Tm
(68) Elie Goldstein													
1	8:24:13.391	53.313	+5.644	20.305	17.348	15.660							
2	8:25:02.429	49.038	+1.369	17.919	16.163	14.956							
3	8:25:50.635	48.206	+0.537	17.480	15.978	14.748							
4	8:26:38.604	47.969	+0.300	17.253	15.922	14.794							
5	8:27:26.903	48.299	+0.630	17.499	15.904	14.896							
6	8:28:14.572	47.669		17.153	15.785	14.731							
(71) Kevin Stehouwer													
1	8:24:15.447	1:00.418	+12.698	22.920	19.894	17.604							
2	8:25:06.847	51.400	+3.680	19.570	16.713	15.117							
3	8:25:55.009	48.162	+0.442	17.327	16.003	14.832							
4	8:26:42.806	47.797	+0.077	17.081	15.871	14.845							
5	8:27:30.569	47.763	+0.043	17.028	15.919	14.816							
6	8:28:18.289	47.720		17.073	15.850	14.797							
(10) Lukas Scherbinkas													
1	8:24:05.666	57.374	+9.576	21.687	18.738	16.949							
2	8:24:57.144	51.478	+3.680	19.796	16.771	14.911							
3	8:25:45.084	47.940	+0.142	17.217	15.961	14.762							
4	8:26:32.967	47.883	+0.085	17.140	15.977	14.766							
5	8:27:20.860	47.893	+0.095	17.237	15.880	14.776							
6	8:28:08.658	47.798		17.153	15.859	14.786							
(70) Matej Kacovsky													
1	8:24:05.265	55.829	+7.885	21.092	18.415	16.322							
2	8:24:56.523	51.258	+3.314	19.157	17.062	15.039							
3	8:25:44.690	48.167	+0.223	17.312	16.030	14.825							
4	8:26:32.637	47.947	+0.003	17.183	15.915	14.849							
5	8:27:20.581	47.944		17.184	15.958	14.802							
6	8:28:08.768	48.187	+0.243	17.214	15.924	15.049							
(65) Kipras Jurse													
1	8:24:11.797	54.050	+6.066	20.506	17.548	15.996							
2	8:25:01.695	49.898	+1.914	18.114	16.607	15.177							
3	8:25:50.282	48.587	+0.603	17.480	16.116	14.991							
4	8:26:38.504	48.222	+0.238	17.249	16.037	14.936							
5	8:27:27.356	48.852	+0.868	17.890	16.095	14.867							
6	8:28:15.340	47.984		17.234	15.910	14.840							
(17) Nico Franke													
1	8:24:08.509	55.512	+6.812	20.278	18.675	16.559							
2	8:25:00.052	51.543	+2.843	18.548	17.071	15.924							
3	8:25:49.720	49.668	+0.968	18.221	16.254	15.193							
4	8:26:38.420	48.700		17.522	16.043	15.135							
5	8:27:27.818	49.398	+0.698	18.225	16.104	15.069							
6	8:28:16.831	49.013	+0.313	17.303	16.426	15.284							



DKM - KZ2

Super Heat

Track length: 1.190 Km

Race Started: 10:33:38

Best Lap by: 13 - Christiaan de Kleijn - 47.391

Rank	#	Driver	Nat	Sponsor Entrant	Nat	License E-License	Make	laps	T. Time Diff	Best Lap	Penalty	Points
1	5	6 Markus Kajak	EST	Maranello SRP Factory Team	DEU	ITE26214 KBF38275	Maranello/TM/Vega	16	12:47.517	47.434		75
2	-1	1 Stan Pex	NLD	SP Motorsport	NLD	ITE31772 IBL47253	Kart Republic/TM/Vega	16	12:48.102 0.585	47.574		69
3	0	67 Alexander Schmitz	DEU	Alexander Schmitz	DEU	ITE14228 IDC14228	Tony Kart/Vortex/Vega	16	12:48.381 0.864	47.468		63
4	1	5 David Trefilov	DEU	Maranello SRP Factory Team	DEU	ITE 16049 KBF38275	Maranello/TM /Vega	16	12:48.721 1.204	47.497		57
5	-1	13 Christiaan de Kleijn	NLD	CRG Holland	NLD	ITE44092 IBL15521	CRG/TM/Vega	16	12:49.329 1.812	47.391		51
6	1	69 Jorrit Pex	NLD	SP Motorsport	NLD	ITE27382 IBL47253006	KR/TM/Vega	16	12:50.369 2.852	47.572		48
7	2	73 Valentino Fritsch	DEU	BIREL ART RACING KSW	AUT	ITE12819 IBLBK102	BirelArt/TM /Vega	16	12:51.090 3.573	47.631		45
8	5	12 Lukas Schächer	DEU	TB Racing Team	DEU	ITE 28091 KBF38262	KR/TM/Vega	16	12:52.218 4.701	47.565		42
9	-7	15 David Liwinski	POL	Dörr Motorsport	DEU	ITE10012 BIF38420	KR/IAME/Vega	16	12:53.529 6.012	47.485	+ 5 sec	39
10	1	9 André Maticic	DEU	Solgat Motorsport	DEU	ITE 34369 KBF42332	Birel Art/TM/Vega	16	12:53.804 6.287	47.711		36
11	5	55 Luis Laurin Speck	DEU	Tbkart racing team srl	ITA	ITE11633 BIF470451	Tbkart/IAME/Vega	16	12:54.493 6.976	47.686		34
12	3	11 Jens Treur	NLD	CRG Holland	NLD	ITE44483 IBL15521	CRG/TM/Vega	16	12:54.695 7.178	47.499		32
13	12	19 Jannik-Julius Bernhart	AUT	Dörr Motorsport	DEU	ITEJK2048 BIF38420	KR/IAME/Vega	16	12:56.400 8.883	47.700		30
14	-4	46 Gianni Andrisani	DEU	TB Racing Team	DEU	ITE13762 KBF38262	KR/TM/Vega	16	12:57.064 9.547	47.805		28
15	7	10 Lukas Scherbinskas	DEU	NSL Racing	LTU	ITE11348 IBL2024-KL/10	Energy/TM/Vega	16	12:58.587 11.070	47.810		26
16	1	41 Maddox Wirtz	DEU	VDB Kart Racing	DEU	ITE 39902 KBF42053	Birel Art/TM/Vega	16	12:58.804 11.287	47.660		24
17	2	68 Elie Goldstein	BEL	Tbkart racing team Srl	ITA	ITE909070 IDC470451	Tbkart/TM/Vega	16	12:59.315 11.798	47.554		22
18	-10	18 Robert Kindervater	DEU	ADAC Berlin-Brandenburg e.V. BIREL ART RACING KSW	AUT	ITE24990 IBLBK 102	Birel Art/TM/Vega	16	12:59.760 12.243	47.515	+ 5 sec	20
19	-7	70 Matej Kacovsky	CZE	Spirit Racing s.r.o	CZE	ITC-C24AS0641 IBL24AT00161	Birel Art/TM /Vega	16	13:01.624 14.107	47.751	+ 5 sec	18
20	-6	14 Danilo Albanese	ITA	Dörr Motorsport	DEU	ITE498284 BIF38420	KR/IAME/Vega	16	13:03.314 15.797	47.516	+ 10 sec	17
21	-3	74 Jesper Sjöberg	SWE	BIREL ART RACING KSW	AUT	ITE4628 IBLBK102	BirelArt/TM /Vega	16	13:04.082 16.565	47.742	+ 5 sec	16
22	-2	72 Aleks Jutkevicius	LTU	Paske Racing	LTU	ITE2024-ITE/012 IBL2024-KL/05	Righetti Ridolfi/TM/Vega	16	13:05.115 17.598	48.160		15
23	1	71 Kevin Stehouwer	NLD	Kevin Stehouwer	NLD	ITE43342 IDC43342	Birel Art/Vortex/Vega	16	13:05.943 18.426	47.818	+ 5 sec	14
24	-3	17 Nico Franke	DEU	ADAC Berlin-Brandenburg e.V. SG Samuelkart	NLD	ITE42574 IBL57205001	CRG/TM/Vega	16	13:25.048 37.531	49.311		13
25	-2	65 Kipras Jurse	LTU	Paske Racing	LTU	ITE2024-ITE/001 IBL2024-KL/05	Righetti Ridolfi/TM/Vega	1	56.547 15 Laps	53.519		12

Announcements

15 + 5 sec jump start

18,70,71,74,14+ 5 sec front fairing

14 + 5 sec push


Timekeeper
M.Riehmers

Race Director
H.Seidel

Page 1/1

These results are provisional until the conclusion of any judicial and technical matters!

Printed: 16.06.2024 / 11:10



INT. ADAC Kartrennen Wackersdorf

DKM - KZ2

Pro Kart Raceland Wackersdorf 1,190 Km

Super Heat

16.06.2024 10:30

Race (16 Laps) started at 10:33:38

Lap	Time of Day	Lap Tm	Diff	S1 Tm	S2 Tm	S3 Tm
(6) Markus Kajak						
1	10:34:30.272	50.939	+3.505	19.443	16.531	14.965
2	10:35:18.610	48.338	+0.904	17.398	16.105	14.835
3	10:36:06.707	48.097	+0.663	17.193	16.122	14.782
4	10:36:54.596	47.889	+0.455	17.211	15.889	14.789
5	10:37:42.557	47.961	+0.527	17.423	15.883	14.655
6	10:38:30.119	47.562	+0.128	17.035	15.899	14.628
7	10:39:17.636	47.517	+0.083	16.971	15.847	14.699
8	10:40:05.217	47.581	+0.147	17.054	15.880	14.647
9	10:40:52.859	47.642	+0.208	17.037	15.935	14.670
10	10:41:40.383	47.524	+0.090	16.992	15.888	14.644
11	10:42:28.245	47.862	+0.428	17.206	15.972	14.684
12	10:43:15.704	47.459	+0.025	16.979	15.838	14.642
13	10:44:03.214	47.510	+0.076	17.026	15.875	14.609
14	10:44:50.725	47.511	+0.077	16.945	15.907	14.659
15	10:45:38.159	47.434		17.005	15.812	14.617
16	10:46:25.819	47.660	+0.226	17.205	15.755	14.700

Lap	Time of Day	Lap Tm	Diff	S1 Tm	S2 Tm	S3 Tm
1	10:34:30.212	51.079	+3.688	19.453	16.510	15.116
2	10:35:19.040	48.828	+1.437	17.857	16.097	14.874
3	10:36:07.756	48.716	+1.325	17.736	16.132	14.848
4	10:36:55.763	48.007	+0.616	17.248	15.976	14.783
5	10:37:43.725	47.962	+0.571	17.124	16.066	14.772
6	10:38:31.386	47.661	+0.270	17.045	15.876	14.740
7	10:39:19.056	47.670	+0.279	17.011	15.931	14.728
8	10:40:06.747	47.691	+0.300	17.066	15.846	14.779
9	10:40:54.375	47.628	+0.237	17.051	15.845	14.732
10	10:41:42.034	47.659	+0.268	17.026	15.935	14.698
11	10:42:29.668	47.634	+0.243	17.041	15.900	14.693
12	10:43:17.246	47.578	+0.187	17.038	15.853	14.687
13	10:44:05.040	47.794	+0.403	17.117	15.989	14.688
14	10:44:52.532	47.492	+0.101	17.010	15.815	14.667
15	10:45:40.240	47.708	+0.317	17.072	15.941	14.695
16	10:46:27.631	47.391		16.980	15.765	14.646

Lap	Time of Day	Lap Tm	Diff	S1 Tm	S2 Tm	S3 Tm
(1) Stan Pex						
1	10:34:28.951	50.492	+2.918	19.312	16.206	14.974
2	10:35:17.313	48.362	+0.788	17.378	16.078	14.906
3	10:36:05.519	48.206	+0.632	17.293	16.092	14.821
4	10:36:53.667	48.148	+0.574	17.208	16.078	14.862
5	10:37:41.562	47.895	+0.321	17.124	15.925	14.846
6	10:38:29.318	47.756	+0.182	17.100	15.880	14.776
7	10:39:16.993	47.675	+0.101	17.104	15.823	14.748
8	10:40:04.690	47.697	+0.123	17.116	15.824	14.757
9	10:40:52.363	47.673	+0.099	17.133	15.793	14.747
10	10:41:39.969	47.606	+0.032	17.080	15.841	14.685
11	10:42:27.623	47.654	+0.080	17.057	15.847	14.750
12	10:43:15.197	47.574		17.103	15.794	14.677
13	10:44:02.783	47.586	+0.012	17.038	15.864	14.684
14	10:44:50.396	47.613	+0.039	17.070	15.846	14.697
15	10:45:37.971	47.575	+0.001	17.043	15.832	14.700
16	10:46:26.404	48.433	+0.859	17.686	15.900	14.847

Lap	Time of Day	Lap Tm	Diff	S1 Tm	S2 Tm	S3 Tm
(69) Jorrit Pex						
1	10:34:30.761	51.166	+3.594	19.385	16.712	15.069
2	10:35:19.457	48.696	+1.124	17.709	16.138	14.849
3	10:36:07.942	48.485	+0.913	17.554	16.081	14.850
4	10:36:56.081	48.139	+0.567	17.261	16.065	14.813
5	10:37:43.991	47.910	+0.338	17.161	15.989	14.760
6	10:38:31.782	47.791	+0.219	17.092	15.972	14.727
7	10:39:19.556	47.774	+0.202	17.092	15.939	14.743
8	10:40:07.257	47.701	+0.129	17.079	15.884	14.738
9	10:40:54.873	47.616	+0.044	17.059	15.851	14.706
10	10:41:42.500	47.627	+0.055	17.111	15.856	14.660
11	10:42:30.160	47.660	+0.088	17.112	15.907	14.641
12	10:43:17.732	47.572		17.029	15.870	14.673
13	10:44:05.385	47.653	+0.081	17.076	15.891	14.686
14	10:44:53.030	47.645	+0.073	17.057	15.890	14.698
15	10:45:40.748	47.718	+0.146	17.064	15.941	14.713
16	10:46:28.671	47.923	+0.351	17.168	15.936	14.819

Lap	Time of Day	Lap Tm	Diff	S1 Tm	S2 Tm	S3 Tm
(67) Alexander Schmitz						
1	10:34:29.514	50.415	+2.947	19.122	16.291	15.002
2	10:35:17.888	48.374	+0.906	17.394	16.126	14.854
3	10:36:05.904	48.016	+0.548	17.173	16.044	14.799
4	10:36:54.285	48.381	+0.913	17.230	16.209	14.942
5	10:37:42.263	47.978	+0.510	17.192	15.938	14.848
6	10:38:29.893	47.630	+0.162	17.035	15.874	14.721
7	10:39:17.433	47.540	+0.072	17.005	15.858	14.677
8	10:40:04.965	47.532	+0.064	17.000	15.829	14.703
9	10:40:52.599	47.634	+0.166	17.052	15.893	14.689
10	10:41:40.262	47.663	+0.195	17.024	15.919	14.720
11	10:42:28.500	48.238	+0.770	17.654	15.853	14.731
12	10:43:16.008	47.508	+0.040	17.002	15.801	14.705
13	10:44:03.603	47.595	+0.127	16.984	15.899	14.712
14	10:44:51.120	47.517	+0.049	17.044	15.819	14.654
15	10:45:38.588	47.468		17.002	15.803	14.663
16	10:46:26.683	48.095	+0.627	17.246	15.972	14.877

Lap	Time of Day	Lap Tm	Diff	S1 Tm	S2 Tm	S3 Tm
(73) Valentino Fritsch						
1	10:34:31.180	51.456	+3.825	19.608	16.754	15.094
2	10:35:20.199	49.019	+1.388	17.670	16.205	15.144
3	10:36:08.528	48.329	+0.698	17.312	16.201	14.816
4	10:36:56.572	48.044	+0.413	17.151	16.057	14.836
5	10:37:44.493	47.921	+0.290	17.161	15.946	14.814
6	10:38:32.298	47.805	+0.174	17.084	15.954	14.767
7	10:39:20.031	47.733	+0.102	17.079	15.894	14.760
8	10:40:07.868	47.837	+0.206	17.129	15.915	14.793
9	10:40:55.562	47.694	+0.063	17.077	15.845	14.772
10	10:41:43.230	47.668	+0.037	17.063	15.866	14.739
11	10:42:30.991	47.761	+0.130	17.119	15.878	14.764
12	10:43:18.698	47.707	+0.076	17.047	15.882	14.778
13	10:44:06.417	47.719	+0.088	17.074	15.895	14.750
14	10:44:54.119	47.702	+0.071	17.105	15.851	14.746
15	10:45:41.761	47.642	+0.011	17.082	15.848	14.712
16	10:46:29.392	47.631		17.024	15.847	14.760

Lap	Time of Day	Lap Tm	Diff	S1 Tm	S2 Tm	S3 Tm
(5) David Trefilov						
1	10:34:30.621	51.194	+3.697	19.324	16.765	15.105
2	10:35:19.230	48.609	+1.112	17.596	16.157	14.856
3	10:36:07.526	48.296	+0.799	17.441	16.052	14.803
4	10:36:55.503	47.977	+0.480	17.209	16.041	14.727
5	10:37:43.437	47.934	+0.437	17.244	15.951	14.739
6	10:38:31.060	47.623	+0.126	17.067	15.871	14.685
7	10:39:18.810	47.750	+0.253	17.062	15.858	14.830
8	10:40:06.495	47.685	+0.188	16.996	15.921	14.768
9	10:40:54.018	47.523	+0.026	17.015	15.892	14.616
10	10:41:41.596	47.578	+0.081	17.051	15.905	14.622
11	10:42:29.278	47.682	+0.185	17.110	15.909	14.663
12	10:43:16.902	47.624	+0.127	17.094	15.874	14.656
13	10:44:04.459	47.557	+0.060	17.077	15.837	14.643
14	10:44:51.991	47.532	+0.035	17.030	15.833	14.669
15	10:45:39.526	47.535	+0.038	17.059	15.851	14.625
16	10:46:27.023	47.497		17.004	15.880	14.613

Lap	Time of Day	Lap Tm	Diff	S1 Tm	S2 Tm	S3 Tm
(12) Lukas Schächer						
1						

INT. ADAC Kartrennen Wackersdorf

DKM - KZ2

Pro Kart Raceland Wackersdorf 1,190 Km

Super Heat

16.06.2024 10:30

Race (16 Laps) started at 10:33:38

Lap	Time of Day	Lap Tm	Diff	S1 Tm	S2 Tm	S3 Tm
3	10:36:05.367	48.270	+0.785	17.297	16.101	14.872
4	10:36:54.341	48.974	+1.489	17.564	16.283	15.127
5	10:37:42.952	48.611	+1.126	17.983	15.925	14.703
6	10:38:30.727	47.775	+0.290	17.030	16.036	14.709
7	10:39:18.237	47.510	+0.025	17.008	15.882	14.620
8	10:40:05.758	47.521	+0.036	17.031	15.843	14.647
9	10:40:53.249	47.491	+0.006	17.023	15.841	14.627
10	10:41:40.820	47.571	+0.086	17.054	15.838	14.679
11	10:42:28.626	47.806	+0.321	17.256	15.939	14.611
12	10:43:16.212	47.586	+0.101	17.119	15.862	14.605
13	10:44:03.757	47.545	+0.060	17.082	15.850	14.613
14	10:44:51.429	47.672	+0.187	17.162	15.880	14.630
15	10:45:38.914	47.485		17.037	15.839	14.609
16	10:46:26.831	47.917	+0.432	17.165	15.895	14.857

Lap	Time of Day	Lap Tm	Diff	S1 Tm	S2 Tm	S3 Tm
5	10:37:46.919	47.815	+0.115	17.202	15.857	14.756
6	10:38:34.873	47.954	+0.254	17.165	15.970	14.819
7	10:39:22.817	47.944	+0.244	17.278	15.928	14.738
8	10:40:10.833	48.016	+0.316	17.412	15.871	14.733
9	10:40:58.740	47.907	+0.207	17.051	16.029	14.827
10	10:41:47.230	48.490	+0.790	17.748	15.983	14.759
11	10:42:35.512	48.282	+0.582	17.154	16.183	14.945
12	10:43:23.246	47.734	+0.034	17.098	15.819	14.817
13	10:44:10.987	47.741	+0.041	17.072	15.866	14.803
14	10:44:58.789	47.802	+0.102	17.097	15.834	14.871
15	10:45:46.489	47.700		17.112	15.851	14.737
16	10:46:34.702	48.213	+0.513	17.205	15.969	15.039

(9) André Matisic

1	10:34:31.743	51.652	+3.941	19.848	16.612	15.192
2	10:35:20.540	48.797	+1.086	17.627	16.224	14.946
3	10:36:09.034	48.494	+0.783	17.336	16.127	15.031
4	10:36:57.235	48.201	+0.490	17.266	16.034	14.901
5	10:37:45.250	48.015	+0.304	17.205	15.991	14.819
6	10:38:33.244	47.994	+0.283	17.136	15.979	14.879
7	10:39:21.074	47.890	+0.119	17.103	15.912	14.815
8	10:40:08.839	47.765	+0.054	17.117	15.859	14.789
9	10:40:56.864	48.025	+0.314	17.118	15.889	15.018
10	10:41:44.963	48.099	+0.388	17.377	15.942	14.780
11	10:42:32.836	47.873	+0.162	17.171	15.877	14.825
12	10:43:20.696	47.860	+0.149	17.099	15.995	14.766
13	10:44:08.407	47.711		17.049	15.924	14.738
14	10:44:56.137	47.730	+0.019	17.103	15.867	14.760
15	10:45:43.906	47.769	+0.058	17.047	15.933	14.789
16	10:46:32.106	48.200	+0.489	17.545	15.903	14.752

(46) Gianni Andrisani

1	10:34:31.628	51.740	+3.935	19.717	16.773	15.250
2	10:35:21.234	49.606	+1.801	18.227	16.483	14.896
3	10:36:09.700	48.466	+0.661	17.441	16.156	14.869
4	10:36:57.873	48.173	+0.368	17.382	16.045	14.746
5	10:37:46.002	48.129	+0.324	17.315	16.004	14.810
6	10:38:34.258	48.256	+0.451	17.459	15.952	14.845
7	10:39:22.187	47.929	+0.124	17.270	15.920	14.739
8	10:40:10.104	47.917	+0.112	17.229	15.927	14.761
9	10:40:57.940	47.836	+0.031	17.159	15.933	14.744
10	10:41:46.560	48.620	+0.815	17.854	15.996	14.770
11	10:42:35.921	49.361	+1.556	17.566	16.736	15.059
12	10:43:23.841	47.920	+0.115	17.207	15.963	14.750
13	10:44:11.762	47.921	+0.116	17.126	16.056	14.739
14	10:44:59.710	47.948	+0.143	17.244	15.925	14.779
15	10:45:47.561	47.851	+0.046	17.160	15.946	14.745
16	10:46:35.366	47.805		17.165	15.899	14.741

(65) Luis Laurin Speck

1	10:34:31.964	51.621	+3.935	19.591	16.862	15.168
2	10:35:20.713	48.749	+1.063	17.664	16.222	14.863
3	10:36:09.252	48.539	+0.853	17.389	16.194	14.956
4	10:36:57.438	48.186	+0.500	17.197	16.136	14.853
5	10:37:45.741	48.303	+0.617	17.220	16.052	15.031
6	10:38:33.998	48.257	+0.571	17.491	15.985	14.781
7	10:39:21.684	47.686		17.076	15.886	14.724
8	10:40:09.595	47.911	+0.225	17.129	15.979	14.803
9	10:40:57.362	47.767	+0.081	17.122	15.842	14.803
10	10:41:45.285	47.923	+0.237	17.108	16.026	14.789
11	10:42:33.023	47.738	+0.052	17.097	15.911	14.730
12	10:43:20.918	47.895	+0.209	17.137	16.000	14.758
13	10:44:08.951	48.033	+0.347	17.046	16.188	14.799
14	10:44:56.862	47.911	+0.225	17.174	16.006	14.731
15	10:45:44.637	47.775	+0.089	17.173	15.888	14.714
16	10:46:32.795	48.158	+0.472	17.374	15.893	14.891

(10) Lukas Scherbinkas

1	10:34:32.970	51.938	+4.128	20.270	16.692	14.976
2	10:35:22.106	49.136	+1.326	17.705	16.600	14.831
3	10:36:10.334	48.228	+0.418	17.368	16.078	14.782
4	10:36:58.771	48.437	+0.627	17.453	16.075	14.909
5	10:37:48.088	49.317	+1.507	17.640	16.756	14.921
6	10:38:36.061	47.973	+0.163	17.221	15.974	14.778
7	10:39:24.043	47.982	+0.172	17.213	15.920	14.849
8	10:40:11.853	47.810		17.156	15.896	14.758
9	10:40:59.704	47.851	+0.041	17.214	15.931	14.706
10	10:41:47.715	48.011	+0.201	17.185	16.045	14.781
11	10:42:36.183	48.468	+0.658	17.273	16.010	15.185
12	10:43:24.233	48.050	+0.240	17.242	16.028	14.780
13	10:44:12.208	47.975	+0.165	17.254	15.934	14.787
14	10:45:00.280	48.072	+0.262	17.299	16.043	14.730
15	10:45:48.194	47.914	+0.104	17.208	15.969	14.737
16	10:46:36.889	48.695	+0.885	17.926	15.955	14.814

(11) Jens Treur

1	10:34:32.524	51.931	+4.432	20.320	16.540	15.071
2	10:35:21.829	49.305	+1.806	18.038	16.421	14.846
3	10:36:10.093	48.264	+0.765	17.377	16.033	14.854
4	10:36:58.520	48.427	+0.928	17.551	16.029	14.847
5	10:37:46.371	47.851	+0.352	17.064	15.993	14.794
6	10:38:34.574	48.203	+0.704	17.482	15.939	14.782
7	10:39:22.584	48.010	+0.511	17.324	15.939	14.747
8	10:40:10.586	48.002	+0.503	17.409	15.824	14.769
9	10:40:58.343	47.757	+0.258	16.995	16.056	14.706
10	10:41:46.221	47.878	+0.379	17.228	15.916	14.734
11	10:42:33.886	47.665	+0.166	17.071	15.850	14.744
12	10:43:21.385	47.499		17.068	15.776	14.655
13	10:44:09.114	47.729	+0.230	17.021	15.920	14.788
14	10:44:57.012	47.898	+0.399	17.129	16.022	14.747
15	10:45:44.863	47.851	+0.352	17.172	15.955	14.724
16	10:46:32.997	48.134	+0.635	17.298	15.925	14.911

(41) Maddox Wirtz

1	10:34:34.003	53.543	+5.883	20.613	17.299	15.631
2	10:35:23.465	49.462	+1.802	17.608	16.860	14.994
3	10:36:12.434	48.969	+1.309	17.549	16.476	14.944
4	10:37:00.683	48.249	+0.589	17.293	16.075	14.881
5	10:37:48.780	48.097	+0.437	17.221	16.053	14.823
6	10:38:36.667	47.887	+0.227	17.158	15.919	14.810
7	10:39:24.578	47.911	+0.251	17.162	15.939	14.810
8	10:40:12.493	47.915	+0.255	17.130	16.011	14.774
9	10:41:00.197	47.704	+0.044	17.088	15.909	14.707
10	10:41:48.245	48.048	+0.388	17.342	15.948	14.758
11	10:42:36.425	48.180	+0.520	17.228	15.894	15.058
12	10:43:24.632	48.207	+0.547	17.549	15.889	14.769
13	10:44:12.292	47.650		17.069	15.839	14.752
14	10:45:00.384	48.092	+0.432	17.227	16.184	14.681
15	10:45:48.255	47.871	+0.211	17.236	15.930	14.705
16	10:46:37.106	48.851	+1.191	18.069	16.017	14.765

(19) Jannik-Julius Bernhart

1	10:34:34.536	52.923	+5.223	20.448	17.243	15.232
2	10:35:22.968	48.432	+0.732	17.489	16.079	14.864
3	10:36:10.880	47.912	+0.212	17.157	16.000	14.755
4	10:36:59.104	48.224	+0.524	17.379	16.043	14.802

(68) Elie Goldstein

1	10:34:35.429	54.699	+7.145	21.398	17.995	15.306
2	10:35:25.414	49.985	+2.431	18.210	16.303	15.472
3	10:36:13.956	48.542	+0.988	17.488	16.160	14.894
4	10:37:02.155	48.199	+0.645	17.369	15.956	14.874
5	10:37:50.102	47.947	+0.393	17.148	16.010	14.789
6	10:38:37.950	47.848	+0.294	17.165	15.935	14.748

Orbits



INT. ADAC Kartrennen Wackersdorf

DKM - KZ2

Pro Kart Raceland Wackersdorf 1,190 Km

Super Heat

16.06.2024 10:30

Race (16 Laps) started at 10:33:38

Lap	Time of Day	Lap Tm	Diff	S1 Tm	S2 Tm	S3 Tm	Lap	Time of Day	Lap Tm	Diff	S1 Tm	S2 Tm	S3 Tm
7	10:39:26.333	48.383	+0.829	17.583	16.037	14.763	9	10:41:00.021	47.742		17.092	15.922	14.728
8	10:40:14.277	47.944	+0.390	17.225	15.960	14.759	10	10:41:48.098	48.077	+0.335	17.324	15.951	14.802
9	10:41:02.127	47.850	+0.296	17.165	15.957	14.728	11	10:42:36.360	48.262	+0.520	17.122	15.945	15.195
10	10:41:50.256	48.129	+0.575	17.436	15.945	14.748	12	10:43:24.932	48.572	+0.830	17.816	15.964	14.792
11	10:42:38.079	47.823	+0.269	17.183	15.946	14.694	13	10:44:12.727	47.795	+0.053	17.194	15.868	14.733
12	10:43:25.879	47.800	+0.246	17.135	15.930	14.735	14	10:45:00.700	47.973	+0.231	17.099	16.073	14.801
13	10:44:13.433	47.554		17.082	15.847	14.625	15	10:45:48.509	47.809	+0.067	17.068	15.972	14.769
14	10:45:01.029	47.596	+0.042	17.055	15.883	14.658	16	10:46:37.384	48.875	+1.133	17.964	16.131	14.780
15	10:45:48.996	47.967	+0.413	17.413	15.926	14.628							
16	10:46:37.617	48.621	+1.067	17.631	16.207	14.783							

(18) Robert Kindervater

1	10:34:30.936	51.376	+3.861	19.532	16.781	15.063
2	10:35:19.903	48.968	+1.453	17.761	16.211	14.996
3	10:36:10.293	50.390	+2.875	17.495	16.403	16.492
4	10:36:58.967	48.674	+1.159	17.588	16.193	14.893
5	10:37:47.536	48.569	+1.054	17.498	16.312	14.759
6	10:38:35.162	47.626	+0.111	17.010	15.875	14.741
7	10:39:22.982	47.820	+0.305	17.117	15.945	14.758
8	10:40:11.018	48.036	+0.521	17.418	15.903	14.715
9	10:40:58.852	47.834	+0.319	17.029	16.044	14.761
10	10:41:46.685	47.833	+0.318	17.216	15.893	14.724
11	10:42:34.377	47.692	+0.177	17.124	15.864	14.704
12	10:43:21.920	47.543	+0.028	17.016	15.825	14.702
13	10:44:09.435	47.515		17.008	15.848	14.659
14	10:44:57.170	47.735	+0.220	17.004	15.944	14.787
15	10:45:45.086	47.916	+0.401	17.341	15.874	14.701
16	10:46:33.062	47.976	+0.461	17.176	15.960	14.840

(72) Aleks Jutkevicius

1	10:34:35.080	53.823	+5.663	20.759	17.502	15.562
2	10:35:25.482	50.402	+2.242	18.012	16.486	15.904
3	10:36:14.691	49.209	+1.049	17.703	16.361	15.145
4	10:37:03.268	48.577	+0.417	17.425	16.048	15.104
5	10:37:51.832	48.564	+0.404	17.403	16.080	15.081
6	10:38:40.482	48.650	+0.490	17.335	16.174	15.141
7	10:39:28.818	48.336	+0.176	17.348	16.013	14.975
8	10:40:17.169	48.351	+0.191	17.313	15.962	15.076
9	10:41:05.518	48.349	+0.189	17.281	15.919	15.149
10	10:41:53.776	48.258	+0.098	17.360	15.934	14.964
11	10:42:41.942	48.166	+0.006	17.301	15.936	14.929
12	10:43:30.315	48.373	+0.213	17.355	16.023	14.995
13	10:44:18.538	48.223	+0.063	17.278	15.963	14.982
14	10:45:06.698	48.160		17.231	15.976	14.953
15	10:45:54.973	48.275	+0.115	17.275	15.998	15.002
16	10:46:43.417	48.444	+0.284	17.377	15.957	15.110

(71) Kevin Stehouwer

1	10:34:35.302	53.714	+5.896	20.799	17.405	15.510
2	10:35:25.244	49.942	+2.124	18.102	16.298	15.542
3	10:36:13.798	48.554	+0.736	17.416	16.164	14.974
4	10:37:02.679	48.881	+1.063	17.890	16.069	14.922
5	10:37:50.705	48.026	+0.208	17.102	15.950	14.974
6	10:38:38.733	48.028	+0.210	17.171	16.005	14.852
7	10:39:26.766	48.033	+0.215	17.102	16.037	14.894
8	10:40:14.688	47.922	+0.104	17.084	15.967	14.871
9	10:41:02.506	47.818		17.089	15.909	14.820
10	10:41:50.600	48.094	+0.276	17.184	16.095	14.815
11	10:42:38.679	48.079	+0.261	17.084	16.046	14.949
12	10:43:26.769	48.090	+0.272	17.113	16.031	14.946
13	10:44:14.839	48.070	+0.252	17.064	16.034	14.972
14	10:45:02.936	48.097	+0.279	17.172	15.983	14.942
15	10:45:51.117	48.181	+0.363	17.100	16.210	14.871
16	10:46:39.245	48.128	+0.310	17.248	15.957	14.923

(17) Nico Franke

1	10:34:36.256	55.035	+5.724	20.628	17.591	16.816
2	10:35:26.965	50.709	+1.398	18.387	16.830	15.492
3	10:36:16.595	49.630	+0.319	17.843	16.464	15.323
4	10:37:06.122	49.527	+0.216	17.795	16.445	15.287
5	10:37:55.601	49.479	+0.168	17.694	16.384	15.401
6	10:38:45.012	49.411	+0.100	17.718	16.360	15.333
7	10:39:34.513	49.501	+0.190	17.574	16.552	15.375
8	10:40:23.908	49.395	+0.084	17.990	16.273	15.132
9	10:41:16.863	52.955	+3.644	21.176	16.525	15.254
10	10:42:06.497	49.634	+0.323	17.804	16.417	15.413
11	10:42:55.808	49.311		17.737	16.378	15.196
12	10:43:45.306	49.498	+0.187	17.817	16.484	15.197
13	10:44:34.971	49.665	+0.354	17.816	16.540	15.309
14	10:45:24.495	49.524	+0.213	17.862	16.384	15.278
15	10:46:13.835	49.340	+0.029	17.779	16.393	15.168
16	10:47:03.350	49.515	+0.204	17.733	16.512	15.270

(65) Kipras Jurse

1	10:34:34.849	53.519		20.396	16.971	16.152
---	--------------	---------------	--	--------	--------	--------

(74) Jesper Sjöberg

1	10:34:34.389	53.684	+5.942	21.038	17.098	15.548
2	10:35:23.695	49.306	+1.564	17.900	16.400	15.006
3	10:36:12.213	48.518	+0.776	17.357	16.209	14.952
4	10:37:00.290	48.077	+0.335	17.190	16.032	14.855
5	10:37:48.368	48.078	+0.336	17.262	15.992	14.824
6	10:38:36.368	48.000	+0.258	17.170	15.996	14.834
7	10:39:24.219	47.851	+0.109	17.113	15.952	14.786
8	10:40:12.279	48.060	+0.318	17.158	16.070	14.832

Orbits



INT. ADAC Kartrennen Wackersdorf

Lapchart

DKM - KZ2

Pro Kart Raceland Wackersdorf 1,190 Km

Super Heat

16.06.2024 10:30

Race (16 Laps) started at 10:33:38


Competitors	Laps																
	0	1	2	3	4	5	6	7	8	9	10	11	12	13	14	15	16
David Liwinski (15)	1	15	15	15	15	1	1	1	1	1	1	1	1	1	1	1	6
Stan Pex (1)	2	1	1	1	1	67	67	67	67	67	67	67	6	6	6	6	1
Alexander Schmitz (67)	3	67	67	67	67	15	6	6	6	6	6	67	67	67	67	67	67
Christiaan de Kleijn (13)	4	13	13	6	6	6	15	15	15	15	15	15	15	15	15	15	15
Markus Kajak (6)	5	6	6	13	5	5	5	5	5	5	5	5	5	5	5	5	5
David Trefilov (5)	6	5	5	5	13	13	13	13	13	13	13	13	13	13	13	13	13
Robert Kindervater (18)	7	18	69	69	69	69	69	69	69	69	69	69	69	69	69	69	69
Jorrit Pex (69)	8	69	18	18	73	73	73	73	73	73	73	73	73	73	73	73	73
Valentino Fritsch (73)	9	73	73	73	9	9	9	9	9	9	12	12	12	12	12	12	12
Gianni Andrisani (46)	10	46	46	9	55	55	12	12	12	12	9	9	9	9	9	9	14
Matej Kacovsky (70)	11	70	9	55	12	12	55	55	55	55	55	55	55	14	14	14	9
André Maticic (9)	12	9	55	12	46	46	46	46	46	46	14	14	14	55	55	55	55
Lukas Schächer (12)	13	12	12	46	14	14	14	14	14	14	11	11	11	11	11	11	11
Daniilo Albanese (14)	14	14	14	14	11	11	11	11	11	11	11	46	18	18	18	18	18
Luis Laurin Speck (55)	15	55	11	11	18	10	19	19	19	19	19	18	19	19	19	19	19
Maddox Wirtz (41)	16	41	10	10	10	18	18	18	18	18	18	19	70	70	70	70	70
Jens Treur (11)	17	11	70	70	19	19	70	70	70	70	70	70	46	46	46	46	46
Jesper Sjöberg (74)	18	74	41	19	70	70	10	10	10	10	10	10	10	10	10	10	10
Elie Goldstein (68)	19	68	74	41	74	74	74	74	74	74	74	74	41	41	41	41	41
Lukas Scherbinskas (10)	20	10	19	74	41	41	41	41	41	41	41	41	41	74	74	74	74
Nico Franke (17)	21	17	65	71	71	68	68	68	68	68	68	68	68	68	68	68	68
Aleks Jutkevicius (72)	22	72	72	68	68	71	71	71	71	71	71	71	71	71	71	71	71
Kipras Jurse (65)	23	65	71	72	72	72	72	72	72	72	72	72	72	72	72	72	72
Kevin Stehouwer (71)	24	71	68	17	17	17	17	17	17	17	17	17	17	17	17	17	17
Jannik-Julius Bernhart (19)	25	19	17														

DKM Round 3
DKM - KZ2
Wckersdorf
Final Intermediate Classification

Pos.	No.	Firstname	Lastname	Nat.	Dri	Entrant	Nat.	Ent	Make	Sponsor	QP	Total PTS	Heat 1	Heat 2	SUM
1	1	Stan	Pex	NLD		SP Motorsport	NLD	Kart Republic	TM/Vega		6	163	50	44	69
2	6	Markus	Kajak	EST		Maranello SRP Factory Team	DEU	Maranello	TM/Vega		9	150	41	34	75
3	67	Alexander	Schmitz	DEU		Alexander Schmitz	DEU	Tony Kart	Vortex/Vega		1	143	44	36	63
4	5	David	Trefilov	DEU		Maranello SRP Factory Team	DEU	Maranello	TM /Vega		4	132	34	41	57
5	13	Christiaan	de Kleijn	NLD		CRG Holland	NLD	CRG	TM/Vega		3	127	38	38	51
6	15	David	Liwinski	POL		Dörr Motorsport	DEU	KR/IAME	Vega		2	125	36	50	39
7	69	Jorrit	Pex	NLD		SP Motorsport	NLD	KR	TM/Vega		7	110	32	30	48
8	73	Valentino	Fritsch	DEU		BIREL ART RACING KSW	AUT	BirelArt	TM /Vega		11	102	30	27	45
9	12	Lukas	Schächer	DEU		TB Racing Team	DEU	KR	TM/Vega		17	88	27	19	42
10	9	André	Maticic	DEU		Solgat Motorsport	DEU	Birel Art	TM/Vega		14	85	24	25	36
11	18	Robert	Kindervater	DEU		BIREL ART RACING KSW	AUT	Birel Art	TM/Vega	ADAC Berlin-Brandenburg e.V.	15	80	28	32	20
12	46	Gianni	Andrisani	DEU		TB Racing Team	DEU	KR	TM/Vega		13	77	26	23	28
13	55	Luis Laurin	Speck	DEU		Tbkart racing team srl	ITA	Tbkart	IAME/Vega		19	77	17	26	34
14	11	Jens	Treur	NLD		CRG Holland	NLD	CRG	TM/Vega		16	75	15	28	32
15	41	Maddox	Wirtz	DEU		VDB Kart Racing	DEU	Birel Art	TM/Vega		23	66	20	22	24
16	70	Matej	Kacovsky	CZE		Spirit Racing s.r.o	CZE	Birel Art	TM /Vega		8	65	23	24	18
17	14	Danilo	Albanese	ITA		Dörr Motorsport	DEU	KR/IAME	Vega		22	63	25	21	17
18	68	Elie	Goldstein	BEL		Tbkart racing team Srl	ITA	Tbkart	TM/Vega		18	61	21	18	22
19	10	Lukas	Scherbinskas	DEU		NSL Racing	LTU	Energy	TM/Vega		5	56	16	14	26
20	74	Jesper	Sjöberg	SWE		BIREL ART RACING KSW	AUT	BirelArt	TM /Vega		10	55	22	17	16
21	72	Aleks	Jutkevicius	LTU		Paske Racing	LTU	Righetti	Ridolfi/TM/Vega		24	54	19	20	15
22	19	Jannik-Julius	Bernhart	AUT		Dörr Motorsport	DEU	KR/IAME	Vega		21	50	13	7	30
23	17	Nico	Franke	DEU		SG Samuelkart	NLD	CRG	TM/Vega	ADAC Berlin-Brandenburg e.V.	25	46	18	15	13
24	71	Kevin	Stehouwer	NLD		Kevin Stehouwer	NLD	Birel Art	Vortex/Vega		12	41	14	13	14
25	65	Kipras	Jurse	LTU		Paske Racing	LTU	Righetti	Ridolfi/TM/Vega		20	40	12	16	12

Announcements: These results are provisional until the conclusion of any judicial and technical matters

Racedirector Horst Seidel:



Timekeeping Monika Riehmers:



Printed: 16.06.2024 11:16

Posted at: h



DKM Round 3		Track:	Wckersdorf
Class:	DKM - KZ2	Heat:	Final
Date/Time:	16.06.2024 14:25	Laps:	21 laps
			Edition 1
	35	18	36
	33	17	34
	31	16	32
	29	15	30
	27	14	28
Kipras Jurse	65	13	26
	25		
Nico Franke	17	12	Kevin Stehouwer
	23		71
Aleks Jutkevicius	72	11	Jannik-Julius Bernhart
	21		19
Lukas Scherbinkas	10	10	Jesper Sjöberg
	19		74
Danilo Albanese	14	9	Elie Goldstein
	17		68
Maddox Wirtz	41	8	Matej Kacovsky
	15		70
Luis Laurin Speck	55	7	Jens Treur
	13		11
Robert Kindervater	18	6	Gianni Andrisani
	11		46
Lukas Schächer	12	5	André Maticic
	9		9
Jorrit Pex	69	4	Valentino Fritsch
	7		73
Christiaan de Kleijn	13	3	David Liwinski
	5		15
Alexander Schmitz	67	2	David Trefilov
	3		5
Stan Pex	1	1	Markus Kajak
	1		6

Pole Position

printed 16.06.2024 11:16

DKM - KZ2

Final

Track length: 1.190 Km

Race Started: 14:31:39

Best Lap by: 6 - Markus Kajak - 47.026

Rank	#	Driver	Nat	Sponsor Entrant	Nat	License E-License	Make	laps	T. Time Diff	Best Lap	Penalty	Points
1	1	Markus Kajak	EST	Maranello SRP Factory Team	DEU	ITE26214 KBF38275	Maranello/TM/Vega	21	16:38.222	47.026		51
2	-1	Stan Pex	NLD	SP Motorsport	NLD	ITE31772 IBL47253	Kart Republic/TM/Vega	21	16:41.231 3.009	47.314		44
3	1	David Trefilov	DEU	Maranello SRP Factory Team	DEU	ITE 16049 KBF38275	Maranello/TM /Vega	21	16:41.766 3.544	47.170		38
4	-1	Alexander Schmitz	DEU	Alexander Schmitz	DEU	ITE14228 IDC14228	Tony Kart/Vortex/Vega	21	16:44.184 5.962	47.390		34
5	2	Jorrit Pex	NLD	SP Motorsport	NLD	ITE27382 IBL47253006	KR/TM/Vega	21	16:45.543 7.321	47.440		30
6	0	David Liwinski	POL	Dörr Motorsport	DEU	ITE10012 BIF38420	KR/IAME/Vega	21	16:46.016 7.794	47.431		26
7	1	Valentino Fritsch	DEU	BIREL ART RACING KSW	AUT	ITE12819 IBLBK102	BirelArt/TM /Vega	21	16:48.090 9.868	47.454		22
8	1	Lukas Schächer	DEU	TB Racing Team	DEU	ITE 28091 KBF38262	KR/TM/Vega	21	16:48.840 10.618	47.503		18
9	-4	Christiaan de Kleijn	NLD	CRG Holland	NLD	ITE44092 IBL15521	CRG/TM/Vega	21	16:48.974 10.752	47.471		14
10	12	Jannik-Julius Bernhart	AUT	Dörr Motorsport	DEU	ITEJK2048 BIF38420	KR/IAME/Vega	21	16:49.311 11.089	47.484		10
11	2	Luis Laurin Speck	DEU	Tbkart racing team srl	ITA	ITE11633 BIF470451	Tbkart/IAME/Vega	21	16:50.336 12.114	47.552		8
12	5	Danilo Albanese	ITA	Dörr Motorsport	DEU	ITE498284 BIF38420	KR/IAME/Vega	21	16:51.268 13.046	47.540		6
13	-2	Robert Kindervater	DEU	ADAC Berlin-Brandenburg e.V. BIREL ART RACING KSW	AUT	ITE24990 IBLBK 102	Birel Art/TM/Vega	21	16:51.496 13.274	47.512		4
14	-2	Gianni Andrisani	DEU	TB Racing Team	DEU	ITE13762 KBF38262	KR/TM/Vega	21	16:51.990 13.768	47.536		2
15	4	Lukas Scherbinskas	DEU	NSL Racing	LTU	ITE11348 IBL2024-KL/10	Energy/TM/Vega	21	16:55.776 17.554	47.769		1
16	-6	André Maticic	DEU	Solgat Motorsport	DEU	ITE 34369 KBF42332	Birel Art/TM/Vega	21	16:56.041 17.819	47.546	+ 5 sec	0
17	7	Kevin Stehouwer	NLD	Kevin Stehouwer	NLD	ITE43342 IDC43342	Birel Art/Vortex/Vega	21	16:57.239 19.017	47.612		0
18	7	Kipras Jurse	LTU	Paske Racing	LTU	ITE2024-ITE/001 IBL2024-KL/05	Righetti Ridolfi/TM/Vega	21	16:58.099 19.877	47.708		0
19	-4	Maddox Wirtz	DEU	VDB Kart Racing	DEU	ITE 39902 KBF42053	Birel Art/TM/Vega	21	16:58.334 20.112	47.762		0
20	-6	Jens Treur	NLD	CRG Holland	NLD	ITE44483 IBL15521	CRG/TM/Vega	21	16:58.556 20.334	47.370		0
21	-1	Jesper Sjöberg	SWE	BIREL ART RACING KSW	AUT	ITE4628 IBLBK102	BirelArt/TM /Vega	21	16:59.280 21.058	47.704	+ 5 sec	0
22	4	Aleks Jutkevicius	LTU	Paske Racing	LTU	ITE2024-ITE/012 IBL2024-KL/05	Righetti Ridolfi/TM/Vega	21	17:02.006 23.784	47.941		0
23	-5	Elie Goldstein	BEL	Tbkart racing team Srl	ITA	ITE909070 IDC470451	Tbkart/TM/Vega	21	17:04.792 26.570	47.569		0
24	-1	Nico Franke	DEU	ADAC Berlin-Brandenburg e.V. SG Samuelkart	NLD	ITE42574 IBL57205001	CRG/TM/Vega	21	17:20.286 42.064	48.808		0
25	-9	Matej Kacovsky	CZE	Spirit Racing s.r.o	CZE	ITC-C24AS0641 IBL24AT00161	Birel Art/TM /Vega	2	1:44.952 19 Laps	49.668		0
26	-5	Aleks Jutkevicius	LTU	Paske Racing	LTU	ITE2024-ITE/012 IBL2024-KL/05	Righetti Ridolfi/TM/Vega	0				0

Announcements

74,9 + 5 sec front fairing


Timekeeper
M.Riehmers

Race Director
H.Seidel

Page 1/1

These results are provisional until the conclusion of any judicial and technical matters!

Printed: 16.06.2024 / 14:59



INT. ADAC Kartrennen Wackersdorf

DKM - KZ2

Pro Kart Raceland Wackersdorf 1,190 Km

Final

16.06.2024 14:25

Race (21 Laps) started at 14:31:39

Lap	Time of Day	Lap Tm	Diff	S1 Tm	S2 Tm	S3 Tm
(6) Markus Kajak						
1	14:32:30.133	51.028	+4.002	20.119	16.116	14.793
2	14:33:18.008	47.875	+0.849	17.160	16.049	14.666
3	14:34:05.745	47.737	+0.711	17.138	15.903	14.696
4	14:34:53.195	47.450	+0.424	16.980	15.795	14.675
5	14:35:40.763	47.568	+0.542	17.042	15.862	14.664
6	14:36:28.157	47.394	+0.368	16.902	15.848	14.644
7	14:37:15.682	47.525	+0.499	17.036	15.835	14.654
8	14:38:03.256	47.574	+0.548	17.078	15.832	14.664
9	14:38:50.867	47.611	+0.585	17.073	15.845	14.693
10	14:39:38.233	47.366	+0.340	16.940	15.805	14.621
11	14:40:25.500	47.267	+0.241	16.943	15.723	14.601
12	14:41:12.777	47.277	+0.251	16.934	15.746	14.597
13	14:41:59.992	47.215	+0.189	16.886	15.746	14.583
14	14:42:47.210	47.218	+0.192	16.852	15.765	14.601
15	14:43:34.389	47.179	+0.153	16.887	15.701	14.591
16	14:44:21.532	47.143	+0.117	16.875	15.692	14.576
17	14:45:08.716	47.184	+0.158	16.886	15.701	14.597
18	14:45:55.922	47.206	+0.180	16.904	15.741	14.561
19	14:46:42.948	47.026		16.828	15.674	14.624
20	14:47:30.027	47.079	+0.053	16.830	15.698	14.551
21	14:48:17.327	47.300	+0.274	16.871	15.803	14.626

Lap	Time of Day	Lap Tm	Diff	S1 Tm	S2 Tm	S3 Tm
4	14:34:53.722	47.659	+0.269	17.082	15.806	14.771
5	14:35:41.396	47.674	+0.284	17.018	15.875	14.781
6	14:36:28.985	47.589	+0.199	16.993	15.821	14.775
7	14:37:16.624	47.639	+0.249	16.993	15.866	14.780
8	14:38:04.398	47.774	+0.384	17.121	15.850	14.803
9	14:38:52.056	47.658	+0.268	17.022	15.863	14.773
10	14:39:39.790	47.734	+0.344	17.078	15.880	14.776
11	14:40:28.213	48.423	+1.033	17.681	15.974	14.768
12	14:41:16.821	47.608	+0.218	17.015	15.855	14.738
13	14:42:03.474	47.653	+0.263	17.054	15.845	14.754
14	14:42:51.052	47.578	+0.188	17.024	15.812	14.742
15	14:43:38.552	47.500	+0.110	17.007	15.791	14.702
16	14:44:26.078	47.526	+0.136	17.019	15.803	14.704
17	14:45:13.531	47.453	+0.063	16.972	15.778	14.703
18	14:46:01.014	47.483	+0.093	17.004	15.771	14.708
19	14:46:48.495	47.481	+0.091	17.029	15.762	14.690
20	14:47:35.899	47.404	+0.014	16.954	15.740	14.710
21	14:48:23.289	47.390		16.940	15.756	14.694

Lap	Time of Day	Lap Tm	Diff	S1 Tm	S2 Tm	S3 Tm
(1) Stan Pex						
1	14:32:29.467	50.030	+2.716	19.190	16.013	14.827
2	14:33:17.422	47.955	+0.641	17.206	15.991	14.758
3	14:34:05.179	47.757	+0.443	17.185	15.824	14.748
4	14:34:52.806	47.627	+0.313	17.095	15.749	14.783
5	14:35:40.373	47.567	+0.253	17.037	15.785	14.745
6	14:36:27.964	47.591	+0.277	16.978	15.782	14.831
7	14:37:15.449	47.485	+0.171	16.995	15.767	14.723
8	14:38:03.580	48.131	+0.817	17.447	15.868	14.816
9	14:38:51.134	47.554	+0.240	17.048	15.773	14.733
10	14:39:38.646	47.512	+0.198	17.051	15.773	14.688
11	14:40:26.117	47.471	+0.157	16.982	15.796	14.693
12	14:41:13.548	47.431	+0.117	16.953	15.789	14.689
13	14:42:00.963	47.415	+0.101	16.970	15.751	14.694
14	14:42:48.485	47.522	+0.208	17.046	15.750	14.726
15	14:43:35.886	47.401	+0.087	16.991	15.747	14.663
16	14:44:23.393	47.507	+0.193	17.051	15.771	14.685
17	14:45:10.817	47.424	+0.110	16.977	15.767	14.680
18	14:45:58.265	47.448	+0.134	17.009	15.736	14.703
19	14:46:45.631	47.366	+0.052	16.937	15.718	14.711
20	14:47:32.945	47.314		16.963	15.723	14.628
21	14:48:20.336	47.391	+0.077	16.994	15.735	14.662

Lap	Time of Day	Lap Tm	Diff	S1 Tm	S2 Tm	S3 Tm
(69) Jorrit Pex						
1	14:32:31.233	50.954	+3.514	19.593	16.475	14.886
2	14:33:19.389	48.156	+0.716	17.312	16.049	14.795
3	14:34:07.294	47.905	+0.465	17.106	16.020	14.779
4	14:34:54.937	47.643	+0.203	17.062	15.853	14.728
5	14:35:42.735	47.798	+0.358	17.057	15.979	14.762
6	14:36:30.436	47.701	+0.261	17.024	15.892	14.785
7	14:37:18.175	47.739	+0.299	17.083	15.889	14.767
8	14:38:05.837	47.662	+0.222	17.053	15.850	14.759
9	14:38:53.492	47.655	+0.215	17.088	15.859	14.708
10	14:39:41.270	47.778	+0.338	17.087	15.945	14.746
11	14:40:29.084	47.814	+0.374	17.068	15.965	14.781
12	14:41:16.705	47.621	+0.181	17.061	15.835	14.725
13	14:42:04.287	47.582	+0.142	17.038	15.824	14.720
14	14:42:51.862	47.575	+0.135	17.042	15.809	14.724
15	14:43:39.472	47.610	+0.170	17.036	15.856	14.718
16	14:44:27.056	47.584	+0.144	17.019	15.859	14.706
17	14:45:14.598	47.542	+0.102	17.007	15.851	14.684
18	14:46:02.236	47.638	+0.198	17.057	15.896	14.685
19	14:46:49.739	47.503	+0.063	17.020	15.805	14.678
20	14:47:37.179	47.440		16.993	15.795	14.652
21	14:48:24.648	47.469	+0.029	17.008	15.823	14.638

Lap	Time of Day	Lap Tm	Diff	S1 Tm	S2 Tm	S3 Tm
(5) David Trefilov						
1	14:32:30.696	50.798	+3.628	19.594	16.396	14.808
2	14:33:18.781	48.085	+0.915	17.267	16.051	14.767
3	14:34:06.634	47.853	+0.683	17.114	16.054	14.685
4	14:34:54.431	47.797	+0.627	17.069	16.012	14.716
5	14:35:41.971	47.540	+0.370	17.026	15.885	14.629
6	14:36:29.534	47.563	+0.393	16.993	15.843	14.727
7	14:37:17.235	47.701	+0.531	17.006	15.971	14.724
8	14:38:04.828	47.593	+0.423	16.986	15.893	14.714
9	14:38:52.371	47.543	+0.373	17.000	15.865	14.678
10	14:39:39.941	47.570	+0.400	17.019	15.888	14.663
11	14:40:27.868	47.927	+0.757	17.420	15.852	14.655
12	14:41:15.222	47.354	+0.184	16.929	15.771	14.654
13	14:42:02.734	47.512	+0.342	17.035	15.828	14.649
14	14:42:50.119	47.385	+0.215	16.952	15.771	14.662
15	14:43:37.364	47.245	+0.075	16.900	15.730	14.615
16	14:44:24.751	47.387	+0.217	16.990	15.757	14.640
17	14:45:12.055	47.304	+0.134	16.883	15.824	14.597
18	14:45:59.279	47.224	+0.054	16.905	15.739	14.580
19	14:46:46.487	47.208	+0.038	16.916	15.700	14.592
20	14:47:33.701	47.214	+0.044	16.967	15.702	14.545
21	14:48:20.871	47.170		16.874	15.740	14.556

Lap	Time of Day	Lap Tm	Diff	S1 Tm	S2 Tm	S3 Tm
(15) David Liwinski						
1	14:32:30.537	50.516	+3.085	19.371	16.320	14.825
2	14:33:18.503	47.966	+0.535	17.241	16.021	14.704
3	14:34:06.233	47.730	+0.299	17.167	15.891	14.672
4	14:34:53.982	47.749	+0.318	17.169	15.912	14.668
5	14:35:41.702	47.720	+0.289	17.100	15.904	14.716
6	14:36:29.714	48.012	+0.581	17.073	16.149	14.790
7	14:37:17.538	47.824	+0.393	17.147	15.974	14.703
8	14:38:05.519	47.981	+0.550	17.162	16.075	14.744
9	14:38:53.255	47.736	+0.305	17.128	15.900	14.708
10	14:39:40.950	47.695	+0.264	17.095	15.901	14.699
11	14:40:29.317	48.367	+0.936	17.197	16.417	14.753
12	14:41:17.084	47.767	+0.336	17.177	15.887	14.703
13	14:42:04.767	47.683	+0.252	17.149	15.877	14.657
14	14:42:52.419	47.652	+			

INT. ADAC Kartrennen Wackersdorf

DKM - KZ2

Pro Kart Raceland Wackersdorf 1,190 Km

Final

16.06.2024 14:25

Race (21 Laps) started at 14:31:39

Lap	Time of Day	Lap Tm	Diff	S1 Tm	S2 Tm	S3 Tm	Lap	Time of Day	Lap Tm	Diff	S1 Tm	S2 Tm	S3 Tm
9	14:38:55.858	47.661	+0.207	17.011	15.829	14.821	14	14:42:55.413	47.579	+0.095	17.053	15.820	14.706
10	14:39:43.642	47.784	+0.330	17.057	15.882	14.845	15	14:43:42.986	47.573	+0.089	17.099	15.765	14.709
11	14:40:31.345	47.703	+0.249	17.018	15.885	14.800	16	14:44:30.661	47.675	+0.191	17.078	15.852	14.745
12	14:41:19.013	47.668	+0.214	17.014	15.846	14.808	17	14:45:18.214	47.553	+0.069	17.009	15.837	14.707
13	14:42:06.644	47.631	+0.177	17.016	15.805	14.810	18	14:46:05.808	47.594	+0.110	17.083	15.776	14.735
14	14:42:54.290	47.646	+0.192	17.037	15.819	14.790	19	14:46:53.292	47.484		16.999	15.770	14.715
15	14:43:41.890	47.600	+0.146	17.028	15.814	14.758	20	14:47:40.816	47.524	+0.040	17.038	15.777	14.709
16	14:44:29.473	47.583	+0.129	17.007	15.815	14.761	21	14:48:28.416	47.600	+0.116	17.022	15.792	14.786
17	14:45:17.051	47.578	+0.124	17.012	15.808	14.758							
18	14:46:04.592	47.541	+0.087	17.028	15.777	14.736							
19	14:46:52.161	47.569	+0.115	17.024	15.795	14.750							
20	14:47:39.615	47.454		16.977	15.768	14.709							
21	14:48:27.195	47.580	+0.126	17.036	15.800	14.744							

(12) Lukas Schächer

1	14:32:31.898	51.412	+3.909	19.794	16.452	15.166
2	14:33:20.520	48.622	+1.119	17.795	16.011	14.816
3	14:34:08.383	47.863	+0.360	17.125	15.907	14.831
4	14:34:56.092	47.709	+0.206	17.149	15.870	14.690
5	14:35:43.819	47.727	+0.224	17.185	15.812	14.730
6	14:36:31.604	47.785	+0.282	17.084	15.856	14.845
7	14:37:19.808	48.204	+0.701	17.104	15.894	15.206
8	14:38:08.752	48.944	+1.441	18.117	16.022	14.805
9	14:38:56.487	47.735	+0.232	17.086	15.877	14.772
10	14:39:44.231	47.744	+0.241	17.097	15.864	14.783
11	14:40:31.965	47.734	+0.231	17.127	15.821	14.786
12	14:41:19.654	47.689	+0.186	17.085	15.850	14.754
13	14:42:07.184	47.530	+0.027	17.064	15.740	14.726
14	14:42:54.766	47.582	+0.079	17.068	15.794	14.720
15	14:43:42.288	47.522	+0.019	17.036	15.768	14.718
16	14:44:29.817	47.529	+0.026	17.107	15.730	14.692
17	14:45:17.442	47.625	+0.122	17.114	15.782	14.729
18	14:46:04.945	47.503		17.076	15.766	14.661
19	14:46:52.557	47.612	+0.109	17.095	15.762	14.755
20	14:47:40.171	47.614	+0.111	17.188	15.734	14.692
21	14:48:27.945	47.774	+0.271	17.086	15.823	14.865

(55) Luis Laurin Speck

1	14:32:32.185	51.279	+3.727	19.612	16.639	15.028
2	14:33:20.715	48.530	+0.978	17.615	16.094	14.821
3	14:34:09.172	48.457	+0.905	17.497	16.127	14.833
4	14:34:57.055	47.883	+0.331	17.180	15.894	14.809
5	14:35:44.744	47.689	+0.137	17.048	15.867	14.774
6	14:36:32.468	47.724	+0.172	17.020	15.929	14.775
7	14:37:20.290	47.822	+0.270	17.132	15.906	14.784
8	14:38:09.763	49.473	+1.921	18.058	16.609	14.806
9	14:38:57.540	47.777	+0.225	17.060	15.892	14.825
10	14:39:45.307	47.767	+0.215	17.124	15.843	14.800
11	14:40:32.980	47.673	+0.121	17.024	15.887	14.762
12	14:41:20.857	47.877	+0.325	17.305	15.873	14.699
13	14:42:08.429	47.572	+0.020	17.023	15.822	14.727
14	14:42:56.067	47.638	+0.086	17.021	15.881	14.736
15	14:43:43.716	47.649	+0.097	17.104	15.821	14.724
16	14:44:31.348	47.632	+0.080	17.043	15.863	14.726
17	14:45:19.020	47.672	+0.120	17.127	15.843	14.702
18	14:46:06.606	47.586	+0.034	17.054	15.815	14.717
19	14:46:54.158	47.552		16.970	15.844	14.738
20	14:47:41.774	47.616	+0.064	17.017	15.850	14.749
21	14:48:29.441	47.667	+0.115	16.968	15.849	14.850

(14) Danilo Albanese

1	14:32:33.265	51.881	+4.341	20.446	16.525	14.910
2	14:33:21.711	48.446	+0.906	17.643	16.006	14.797
3	14:34:09.832	48.121	+0.581	17.127	16.141	14.853
4	14:34:57.521	47.689	+0.149	17.060	15.891	14.738
5	14:35:46.090	48.569	+1.029	17.095	15.913	15.561
6	14:36:34.453	48.363	+0.823	17.354	16.280	14.729
7	14:37:22.060	47.607	+0.067	17.006	15.852	14.749
8	14:38:10.619	48.559	+1.019	17.086	16.468	15.005
9	14:38:58.378	47.759	+0.219	17.130	15.899	14.730
10	14:39:45.980	47.602	+0.062	17.053	15.847	14.702
11	14:40:33.796	47.816	+0.276	17.276	15.817	14.723
12	14:41:21.445	47.649	+0.109	17.016	15.894	14.739
13	14:42:09.188	47.743	+0.203	17.197	15.788	14.758
14	14:42:56.884	47.696	+0.156	17.069	15.891	14.736
15	14:43:44.493	47.609	+0.069	17.000	15.888	14.721
16	14:44:32.043	47.550	+0.010	17.038	15.853	14.659
17	14:45:19.677	47.634	+0.094	17.030	15.879	14.725
18	14:46:07.446	47.769	+0.229	17.072	15.880	14.817
19	14:46:55.201	47.755	+0.215	17.211	15.892	14.652
20	14:47:42.741	47.540		16.994	15.903	14.643
21	14:48:30.373	47.632	+0.092	17.036	15.829	14.767

(18) Robert Kindervater

1	14:32:31.987	51.362	+3.850	19.752	16.539	15.071
2	14:33:20.180	48.193	+0.681	17.335	16.097	14.761
3	14:34:07.851	47.671	+0.159	17.020	15.901	14.750
4	14:34:55.552	47.701	+0.189	17.041	15.913	14.747
5	14:35:43.220	47.668	+0.156	17.046	15.880	14.742
6	14:36:30.864	47.644	+0.132	17.007	15.873	14.764
7	14:37:19.655	48.791	+1.279	16.971	16.278	15.542
8	14:38:08.962	51.307	+3.795	18.564	17.539	15.204
9	14:38:58.675	47.713	+0.201	17.060	15.889	14.764
10	14:39:46.244	47.569	+0.057	16.982	15.822	14.765
11	14:40:34.176	47.932	+0.420	17.423	15.768	14.741
12	14:41:21.816	47.640	+0.128	17.007	15.884	14.749
13	14:42:09.438	47.622	+0.110	16.985	15.896	14.741
14	14:42:57.084	47.646	+0.134	17.035	15.875	14.736
15	14:43:44.740	47.656	+0.144	17.035	15.883	14.738
16	14:44:32.355	47.615	+0.103	17.043	15.844	14.728
17	14:45:19.984	47.629	+0.117	17.043	15.863	14.723
18	14:46:07.585	47.601	+0.089	17.034	15.803	14.764

(19) Jannik-Julius Bernhart

1	14:32:33.686	52.106	+4.622	20.455	16.689	14.962
2	14:33:21.913	48.227	+0.743	17.419	15.991	14.817
3	14:34:10.098	48.185	+0.701	17.184	16.105	14.896
4	14:34:57.889	47.791	+0.307	17.083	15.949	14.759
5	14:35:45.758	47.869	+0.385	17.099	15.824	14.946
6	14:36:33.294	47.536	+0.052	16.941	14.775	14.775
7	14:37:20.983	47.689	+0.205	17.030	15.905	14.754
8	14:38:09.478	48.495	+1.011	17.485	16.165	14.845
9	14:38:57.205	47.727	+0.243	17.076	15.916	14.735
10	14:39:44.913	47.708	+0.224	17.064	15.888	14.756
11	14:40:32.507	47.594	+0.110	17.065	15.821	14.708
12	14:41:20.206	47.699	+0.215	17.075	15.862	14.762
13	14:42:07.834	47.628	+0.144	17.110	15.814	14.704

Orbits



INT. ADAC Kartrennen Wackersdorf

DKM - KZ2

Pro Kart Racelad Wackersdorf 1,190 Km

Final

16.06.2024 14:25

Race (21 Laps) started at 14:31:39

Lap	Time of Day	Lap Tm	Diff	S1 Tm	S2 Tm	S3 Tm
19	14:46:55.551	47.966	+0.454	17.133	16.032	14.801
20	14:47:43.063	47.512		16.965	15.800	14.747
21	14:48:30.601	47.538	+0.026	17.008	15.854	14.676

Lap	Time of Day	Lap Tm	Diff	S1 Tm	S2 Tm	S3 Tm
1	14:32:34.647	52.807	+5.195	20.910	16.899	14.998
2	14:33:23.286	48.639	+1.027	17.777	15.983	14.879
3	14:34:11.213	47.927	+0.315	17.170	15.936	14.821
4	14:34:59.124	47.911	+0.299	17.187	15.888	14.836
5	14:35:46.918	47.794	+0.182	17.077	15.878	14.839
6	14:36:35.044	48.126	+0.514	17.170	16.082	14.874
7	14:37:22.990	47.946	+0.334	17.087	16.001	14.858
8	14:38:11.322	48.332	+0.720	17.202	16.086	15.044
9	14:39:00.328	49.006	+1.394	17.344	16.328	15.334
10	14:39:48.720	48.392	+0.780	17.251	16.122	15.019
11	14:40:36.768	48.048	+0.436	17.237	15.961	14.850
12	14:41:24.824	48.056	+0.444	17.176	15.995	14.885
13	14:42:13.255	48.431	+0.819	17.475	16.014	14.942
14	14:43:01.250	47.995	+0.383	17.088	16.065	14.842
15	14:43:49.672	48.422	+0.810	17.652	15.903	14.867
16	14:44:37.477	47.805	+0.193	17.036	15.896	14.873
17	14:45:25.312	47.835	+0.223	17.098	15.901	14.836
18	14:46:13.161	47.849	+0.237	17.192	15.856	14.801
19	14:47:00.852	47.691	+0.079	17.030	15.837	14.824
20	14:47:48.732	47.880	+0.268	17.036	16.065	14.779
21	14:48:36.344	47.612		17.050	15.785	14.777

(46) Gianni Andrisani

1	14:32:32.881	52.170	+4.634	20.034	16.969	15.167
2	14:33:21.355	48.474	+0.938	17.562	16.111	14.801
3	14:34:10.420	49.065	+1.529	17.331	16.692	15.042
4	14:34:58.414	47.994	+0.458	17.201	16.042	14.751
5	14:35:46.283	47.869	+0.333	17.141	15.975	14.753
6	14:36:34.694	48.411	+0.875	17.397	16.271	14.743
7	14:37:22.562	47.868	+0.332	17.094	15.942	14.832
8	14:38:11.069	48.507	+0.971	17.129	16.269	15.109
9	14:38:59.232	48.163	+0.627	17.236	15.947	14.743
10	14:39:47.038	47.806	+0.270	17.167	15.897	14.742
11	14:40:34.650	47.612	+0.076	17.085	15.828	14.699
12	14:41:22.396	47.746	+0.210	17.098	15.920	14.728
13	14:42:10.111	47.715	+0.179	17.093	15.905	14.717
14	14:42:57.849	47.738	+0.202	17.112	15.854	14.772
15	14:43:45.385	47.536		17.034	15.811	14.691
16	14:44:33.024	47.639	+0.103	17.139	15.784	14.716
17	14:45:20.717	47.693	+0.157	17.124	15.841	14.728
18	14:46:08.328	47.611	+0.075	17.090	15.777	14.744
19	14:46:55.966	47.638	+0.102	17.085	15.841	14.712
20	14:47:43.516	47.550	+0.014	17.026	15.818	14.706
21	14:48:31.095	47.579	+0.043	17.119	15.789	14.671

(65) Kipras Jurse

1	14:32:35.600	53.513	+5.805	21.347	17.037	15.129
2	14:33:24.272	48.672	+0.964	17.408	16.292	14.972
3	14:34:12.452	48.180	+0.472	17.253	16.004	14.923
4	14:35:00.797	48.345	+0.637	17.392	16.048	14.905
5	14:35:48.906	48.109	+0.401	17.203	15.970	14.936
6	14:36:37.064	48.158	+0.450	17.264	15.963	14.931
7	14:37:25.166	48.102	+0.394	17.186	15.963	14.953
8	14:38:13.433	48.267	+0.559	17.176	16.067	15.024
9	14:39:01.555	48.122	+0.414	17.219	15.999	14.904
10	14:39:49.607	48.052	+0.344	17.209	15.917	14.926
11	14:40:37.548	47.941	+0.233	17.128	15.968	14.845
12	14:41:25.572	48.024	+0.316	17.174	15.988	14.862
13	14:42:13.961	48.389	+0.681	17.417	16.075	14.897
14	14:43:01.962	48.001	+0.293	17.202	15.956	14.843
15	14:43:49.982	48.020	+0.312	17.174	15.906	14.940
16	14:44:37.994	48.012	+0.304	17.263	15.907	14.842
17	14:45:25.866	47.872	+0.164	17.110	15.962	14.800
18	14:46:13.720	47.854	+0.146	17.189	15.844	14.821
19	14:47:01.566	47.846	+0.138	17.118	15.871	14.857
20	14:47:49.274	47.708		17.132	15.788	14.788
21	14:48:37.204	47.930	+0.222	17.160	15.879	14.891

(10) Lukas Scherbinskas

1	14:32:32.772	51.401	+3.632	19.325	16.832	15.244
2	14:33:21.091	48.319	+0.550	17.499	15.986	14.834
3	14:34:09.399	48.308	+0.539	17.273	16.263	14.772
4	14:34:57.246	47.847	+0.078	17.142	15.921	14.784
5	14:35:45.960	48.714	+0.945	17.183	16.216	15.315
6	14:36:35.889	49.929	+2.160	17.416	17.358	15.155
7	14:37:23.819	47.930	+0.161	17.159	15.943	14.828
8	14:38:11.809	47.990	+0.221	17.215	15.929	14.846
9	14:39:00.197	48.388	+0.619	17.392	15.941	15.055
10	14:39:48.457	48.260	+0.491	17.229	16.158	14.873
11	14:40:36.488	48.031	+0.262	17.199	15.988	14.844
12	14:41:24.381	47.893	+0.124	17.106	16.019	14.768
13	14:42:12.323	47.942	+0.173	17.124	15.976	14.842
14	14:43:00.159	47.836	+0.067	17.146	15.912	14.778
15	14:43:48.029	47.870	+0.101	17.166	15.946	14.785
16	14:44:35.798	47.769		17.140	15.900	14.729
17	14:45:23.612	47.814	+0.045	17.132	15.934	14.748
18	14:46:11.387	47.775	+0.006	17.124	15.907	14.744
19	14:46:59.169	47.782	+0.013	17.122	15.864	14.796
20	14:47:46.962	47.793	+0.024	17.142	15.861	14.790
21	14:48:34.881	47.919	+0.150	17.211	15.936	14.772

(41) Maddox Wirtz

1	14:32:36.032	53.405	+5.643	21.272	17.142	14.991
2	14:33:23.781	48.749	+0.987	17.797	16.205	14.747
3	14:34:11.760	47.979	+0.217	17.244	15.961	14.774
4	14:34:59.570	47.810	+0.048	17.134	15.927	14.749
5	14:35:47.414	47.844	+0.082	17.127	15.940	14.777
6	14:36:35.978	48.564	+0.802	17.194	16.244	15.126
7	14:37:24.107	48.129	+0.367	17.244	16.060	14.825
8	14:38:12.151	48.044	+0.282	17.177	16.043	14.824
9	14:39:00.491	48.340	+0.578	17.529	15.955	14.856
10	14:39:48.819	48.328	+0.566	17.248	16.082	14.998
11	14:40:36.964	48.145	+0.383	17.239	16.079	14.827
12	14:41:24.913	47.949	+0.187	17.151	16.009	14.789
13	14:42:13.435	48.522	+0.760	17.844	15.942	14.736
14	14:43:01.342	47.907	+0.145	17.153	15.987	14.767
15	14:43:49.372	48.030	+0.268	17.375	15.884	14.771
16	14:44:38.253	48.881	+1.119	17.971	16.122	14.788
17	14:45:26.059	47.806	+0.044	17.131	15.941	14.734
18	14:46:14.046	47.987	+0.225	17.151	16.097	14.739
19	14:47:01.849	47.803	+0.041	17.172	15.915	14.716
20	14:47:49.611	47.762		17.190	15.880	14.692
21	14:48:37.439	47.828	+0.066	17.101	15.954	14.773

(9) André Matisic

1	14:32:32.486	51.939	+4.393	19.903	16.862	15.174
2	14:33:20.896	48.410	+0.864	17.517	16.078	14.815
3	14:34:09.032	48.136	+0.590	17.176	16.023	14.937
4	14:34:56.845	47.813	+0.267	17.103	15.962	14.748
5	14:35:44.527	47.682	+0.136	17.011	15.918	14.753
6	14:36:32.182	47.655	+0.109	17.001	15.865	14.789
7	14:37:19.901	47.719	+0.173	17.027	15.865	14.827
8	14:38:10.371	50.470	+2.924	18.338	17.239	14.893
9	14:38:58.087	47.716	+0.170	17.006	15.871	14.839
10	14:39:45.812	47.725	+0.179	17.077	15.913	14.735
11	14:40:33.497	47.685	+0.139	17.025	15.875	14.785
12	14:41:21.230	47.733	+0.187	17.055	15.896	14.782
13	14:42:08.955	47.725	+0.179	17.037	15.879	14.809
14	14:42:56.580	47.625	+0.079	17.043	15.824	14.758
15	14:43:44.248	47.668	+0.122	17.058	15.871	14.739
16	14:44:31.794	47.546		17.030	15.815	14.701
17	14:45:19.485	47.691	+0.145	17.069	15.854	14.768
18	14:46:07.151	47.666	+0.120	17.058	15.850	14.758
19	14:46:54.784	47.633	+0.087	17.054	15.837	14.742
20	14:47:42.420	47.636	+0.090	17.090	15.847	14.699
21	14:48:30.146	47.726	+0.180	17.087	15.824	14.815

(11) Jens Teur

1	14:32:45.561	1:04.666	+17.296	33.434	16.381	14.851
2	14:33:33.395	47.834	+0.464	17.206	15.885	14.743
3	14:34:21.019	47.624	+0.254	17.054	15.811	14.759
4	14:35:08.604	47.585	+0.215	16.989	15.769	14.827
5	14:35:56.214	47.610	+0.240	16.987	15.834	14.789

(71) Kevin Stehouwer

1	14:3
---	------

INT. ADAC Kartrennen Wackersdorf

DKM - KZ2

Pro Kart Raceland Wackersdorf 1,190 Km

Final

16.06.2024 14:25

Race (21 Laps) started at 14:31:39

Lap	Time of Day	Lap Tm	Diff	S1 Tm	S2 Tm	S3 Tm	Lap	Time of Day	Lap Tm	Diff	S1 Tm	S2 Tm	S3 Tm
6	14:36:43.820	47.606	+0.236	17.003	15.842	14.761	11	14:40:47.352	48.067	+0.498	17.366	15.930	14.771
7	14:37:31.515	47.695	+0.325	17.035	15.865	14.795	12	14:41:35.005	47.653	+0.084	17.089	15.841	14.723
8	14:38:19.326	47.811	+0.441	17.177	15.830	14.804	13	14:42:22.698	47.693	+0.124	17.137	15.833	14.723
9	14:39:06.908	47.582	+0.212	17.050	15.779	14.753	14	14:43:10.441	47.743	+0.174	17.092	15.888	14.763
10	14:39:54.515	47.607	+0.237	17.044	15.800	14.763	15	14:43:58.163	47.722	+0.153	17.152	15.852	14.718
11	14:40:42.036	47.521	+0.151	16.993	15.788	14.740	16	14:44:45.739	47.576	+0.007	17.033	15.831	14.712
12	14:41:29.519	47.483	+0.113	17.022	15.766	14.695	17	14:45:33.500	47.761	+0.192	17.119	15.893	14.749
13	14:42:17.099	47.580	+0.210	17.028	15.810	14.742	18	14:46:21.069	47.569		17.062	15.788	14.719
14	14:43:04.623	47.524	+0.154	16.958	15.742	14.824	19	14:47:08.683	47.614	+0.045	17.067	15.855	14.692
15	14:43:52.188	47.565	+0.195	17.045	15.797	14.723	20	14:47:56.267	47.584	+0.015	17.049	15.844	14.691
16	14:44:39.768	47.580	+0.210	17.025	15.835	14.720	21	14:48:43.897	47.630	+0.061	17.081	15.884	14.665
17	14:45:27.299	47.531	+0.161	17.058	15.778	14.695							
18	14:46:14.693	47.394	+0.024	16.988	15.735	14.671							
19	14:47:02.063	47.370		16.970	15.770	14.630							
20	14:47:49.880	47.817	+0.447	17.296	15.869	14.652							
21	14:48:37.661	47.781	+0.411	17.049	15.940	14.792							

(74) Jesper Sjøberg

1	14:32:34.897	53.172	+5.468	21.133	17.009	15.030
2	14:33:23.464	48.567	+0.863	17.704	15.984	14.879
3	14:34:11.460	47.996	+0.292	17.169	16.017	14.810
4	14:34:59.344	47.884	+0.180	17.082	15.955	14.847
5	14:35:47.193	47.849	+0.145	17.076	15.870	14.903
6	14:36:35.297	48.104	+0.400	17.073	16.163	14.868
7	14:37:23.217	47.920	+0.216	17.082	15.929	14.909
8	14:38:11.420	48.203	+0.499	17.276	15.998	14.929
9	14:38:59.845	48.425	+0.721	17.618	15.879	14.928
10	14:39:47.697	47.852	+0.148	17.085	15.917	14.850
11	14:40:35.435	47.738	+0.034	17.074	15.855	14.809
12	14:41:23.160	47.725	+0.021	17.017	15.847	14.861
13	14:42:11.051	47.891	+0.187	17.107	15.925	14.859
14	14:42:58.829	47.778	+0.074	17.088	15.842	14.848
15	14:43:46.760	47.931	+0.227	17.193	15.857	14.881
16	14:44:34.517	47.757	+0.053	17.099	15.832	14.826
17	14:45:22.324	47.807	+0.103	17.051	15.903	14.853
18	14:46:10.212	47.888	+0.184	17.190	15.899	14.799
19	14:46:57.919	47.707	+0.003	17.027	15.825	14.855
20	14:47:45.623	47.704		17.048	15.886	14.770
21	14:48:33.385	47.762	+0.058	17.108	15.815	14.839

(17) Nico Franke

1	14:32:36.270	54.120	+5.312	20.970	17.745	15.405
2	14:33:25.297	49.027	+0.219	17.630	16.272	15.125
3	14:34:14.208	48.911	+0.103	17.495	16.248	15.168
4	14:35:03.272	49.064	+0.256	17.430	16.348	15.286
5	14:35:52.415	49.143	+0.335	17.588	16.311	15.244
6	14:36:41.632	49.217	+0.409	17.589	16.306	15.322
7	14:37:30.998	49.366	+0.558	17.751	16.388	15.227
8	14:38:20.601	49.603	+0.795	17.900	16.404	15.299
9	14:39:09.698	49.097	+0.289	17.660	16.231	15.206
10	14:39:58.913	49.215	+0.407	17.647	16.345	15.223
11	14:40:48.430	49.517	+0.709	17.845	16.385	15.287
12	14:41:37.715	49.285	+0.477	17.663	16.346	15.276
13	14:42:26.999	49.284	+0.476	17.878	16.213	15.193
14	14:43:16.221	49.222	+0.414	17.606	16.378	15.238
15	14:44:05.461	49.240	+0.432	17.593	16.350	15.297
16	14:44:54.535	49.074	+0.266	17.633	16.295	15.146
17	14:45:43.343	48.808		17.467	16.171	15.170
18	14:46:32.372	49.029	+0.221	17.539	16.350	15.140
19	14:47:21.343	48.971	+0.163	17.544	16.265	15.162
20	14:48:10.556	49.213	+0.405	17.628	16.396	15.189
21	14:48:59.391	48.835	+0.027	17.548	16.119	15.168

(70) Matej Kacovsky

1	14:32:34.389	53.329	+3.661	21.559	16.733	15.037
2	14:33:24.057	49.668		17.436	16.234	15.998

(72) Aleks Jutkevicius

1	14:32:35.995	53.929	+5.988	21.667	16.898	15.364
2	14:33:24.824	48.829	+0.888	17.680	16.137	15.012
3	14:34:13.016	48.192	+0.251	17.324	15.924	14.944
4	14:35:01.209	48.193	+0.252	17.266	15.928	14.999
5	14:35:49.658	48.449	+0.508	17.350	16.067	15.032
6	14:36:37.970	48.312	+0.371	17.282	16.005	15.025
7	14:37:26.241	48.271	+0.330	17.273	15.985	15.013
8	14:38:14.567	48.326	+0.385	17.294	16.025	15.007
9	14:39:02.931	48.364	+0.423	17.319	15.999	15.046
10	14:39:51.132	48.201	+0.260	17.238	15.995	14.968
11	14:40:39.560	48.428	+0.487	17.442	16.026	14.960
12	14:41:27.730	48.170	+0.229	17.207	15.912	15.051
13	14:42:15.958	48.228	+0.287	17.238	16.002	14.988
14	14:43:04.183	48.225	+0.284	17.202	16.041	14.982
15	14:43:52.594	48.411	+0.470	17.260	16.164	14.987
16	14:44:40.741	48.147	+0.206	17.213	15.988	14.946
17	14:45:28.906	48.165	+0.224	17.342	15.891	14.932
18	14:46:16.908	48.002	+0.061	17.219	15.885	14.898
19	14:47:04.849	47.941		17.170	15.883	14.888
20	14:47:52.860	48.011	+0.070	17.184	15.888	14.939
21	14:48:41.111	48.251	+0.310	17.343	15.982	14.926

(68) Elie Goldstein

1	14:32:49.241	1:07.516	+19.947	35.230	17.254	15.032
2	14:33:37.182	47.941	+0.372	17.256	15.928	14.757
3	14:34:25.005	47.823	+0.254	17.114	15.918	14.791
4	14:35:12.723	47.718	+0.149	17.072	15.901	14.745
5	14:36:00.445	47.722	+0.153	17.122	15.843	14.757
6	14:36:48.174	47.729	+0.160	17.063	15.912	14.754
7	14:37:35.930	47.756	+0.187	17.113	15.903	14.740
8	14:38:23.693	47.763	+0.194	17.108	15.890	14.765
9	14:39:11.443	47.750	+0.181	17.098	15.903	14.749
10	14:39:59.285	47.842	+0.273	17.118	15.946	14.778

Orbits



INT. ADAC Kartrennen Wackersdorf

Lapchart

DKM - KZ2

Pro Kart Raceland Wackersdorf 1,190 Km

Final

16.06.2024 14:25

Race (21 Laps) started at 14:31:39

Competitors	Laps																					
	0	1	2	3	4	5	6	7	8	9	10	11	12	13	14	15	16	17	18	19	20	21
Markus Kajak (6)	1	6	1	1	1	1	1	1	1	6	6	6	6	6	6	6	6	6	6	6	6	6
Stan Pex (1)	2	1	67	6	6	6	6	6	6	1	1	1	1	1	1	1	1	1	1	1	1	1
Alexander Schmitz (67)	3	67	6	67	67	67	67	67	67	67	67	5	5	5	5	5	5	5	5	5	5	5
David Trefilov (5)	4	5	15	15	15	15	15	5	5	5	5	5	67	67	67	67	67	67	67	67	67	67
David Liwinski (15)	5	15	5	5	5	5	15	15	15	15	15	69	69	69	69	69	69	69	69	69	69	69
Christiaan de Kleijn (13)	6	13	13	13	13	13	13	69	69	69	69	15	15	15	15	15	15	15	15	15	15	15
Valentino Fritsch (73)	7	73	69	69	69	69	69	69	13	73	73	73	73	73	73	73	73	73	73	73	73	73
Jorrit Pex (69)	8	69	73	73	73	73	18	18	12	12	12	12	12	12	12	12	12	12	12	12	12	12
Lukas Schächer (12)	9	12	12	18	18	18	18	73	73	13	13	13	13	13	13	13	13	13	13	13	13	13
André Maticic (9)	10	9	18	12	12	12	12	12	12	19	19	19	19	19	19	19	19	19	19	19	19	19
Robert Kindervater (18)	11	18	55	55	9	9	9	9	9	55	55	55	55	55	55	55	55	55	55	55	55	55
Gianni Andrisani (46)	12	46	9	9	55	55	55	55	55	9	9	9	9	9	9	9	9	9	9	9	9	9
Jens Treur (11)	13	11	10	10	10	10	19	19	19	14	14	14	14	14	14	14	14	14	14	14	14	14
Luis Laurin Speck (55)	14	55	46	46	14	14	10	14	14	18	18	18	18	18	18	18	18	18	18	18	18	18
Matej Kacovsky (70)	15	70	14	14	19	19	14	46	46	46	46	46	46	46	46	46	46	46	46	46	46	46
Lukas Scherbinskas (10)	16	10	19	19	46	46	46	71	71	71	74	74	74	74	74	74	74	74	74	74	74	74
Danilo Albanese (14)	17	14	70	71	71	71	71	74	74	10	10	10	10	10	10	10	10	10	10	10	10	10
Jannik-Julius Bernhart (19)	18	19	71	74	74	74	74	10	10	10	71	71	71	71	71	71	41	71	71	71	71	71
Maddox Wirtz (41)	19	41	74	41	41	41	41	41	41	41	41	41	41	41	41	41	71	65	65	65	65	65
Elie Goldstein (68)	20	68	41	70	65	65	65	65	65	65	65	65	65	65	65	65	41	41	41	41	41	41
Jesper Sjöberg (74)	21	74	65	65	72	72	72	72	72	72	72	72	72	72	72	11	11	11	11	11	11	11
Kevin Stehouwer (71)	22	71	72	72	17	17	17	17	17	11	11	11	11	11	11	11	72	72	72	72	72	72
Aleks Jutkevicius (72)	23	72	17	17	11	11	11	11	11	17	17	17	68	68	68	68	68	68	68	68	68	68
Kipras Jurse (65)	24	65	11	11	68	68	68	68	68	68	68	17	17	17	17	17	17	17	17	17	17	17
Nico Franke (17)	25	17	68	68																		
-	26																					



DKM - KZ2

Final Revision 2

Track length: 1.190 Km

Race Started: 14:31:39

Best Lap by: 6 - Markus Kajak - 47.026

Rank	#	Driver	Nat	Sponsor Entrant	Nat	License E-License	Make	laps	T. Time Diff	Best Lap	Penalty	Points
1	1	Markus Kajak	EST	Maranello SRP Factory Team	DEU	ITE26214 KBF38275	Maranello/TM/Vega	21	16:38.222	47.026		51
2	-1	Stan Pex	NLD	SP Motorsport	NLD	ITE31772 IBL47253	Kart Republic/TM/Vega	21	16:41.231 3.009	47.314		44
3	1	David Trefilov	DEU	Maranello SRP Factory Team	DEU	ITE 16049 KBF38275	Maranello/TM /Vega	21	16:41.766 3.544	47.170		38
4	-1	Alexander Schmitz	DEU	Alexander Schmitz	DEU	ITE14228 IDC14228	Tony Kart/Vortex/Vega	21	16:44.184 5.962	47.390		0
5	2	Jorrit Pex	NLD	SP Motorsport	NLD	ITE27382 IBL47253006	KR/TM/Vega	21	16:45.543 7.321	47.440		34
6	0	David Liwinski	POL	Dörr Motorsport	DEU	ITE10012 BIF38420	KR/IAME/Vega	21	16:46.016 7.794	47.431		30
7	1	Valentino Fritsch	DEU	BIREL ART RACING KSW	AUT	ITE12819 IBLBK102	BirelArt/TM /Vega	21	16:48.090 9.868	47.454		0
8	1	Lukas Schächer	DEU	TB Racing Team	DEU	ITE 28091 KBF38262	KR/TM/Vega	21	16:48.840 10.618	47.503		26
9	-4	Christiaan de Kleijn	NLD	CRG Holland	NLD	ITE44092 IBL15521	CRG/TM/Vega	21	16:48.974 10.752	47.471		22
10	12	Jannik-Julius Bernhart	AUT	Dörr Motorsport	DEU	ITEJK2048 BIF38420	KR/IAME/Vega	21	16:49.311 11.089	47.484		18
11	2	Luis Laurin Speck	DEU	Tbkart racing team srl	ITA	ITE11633 BIF470451	Tbkart/IAME/Vega	21	16:50.336 12.114	47.552		0
12	5	Danilo Albanese	ITA	Dörr Motorsport	DEU	ITE498284 BIF38420	KR/IAME/Vega	21	16:51.268 13.046	47.540		14
13	-2	Robert Kindervater	DEU	ADAC Berlin-Brandenburg e.V. BIREL ART RACING KSW	AUT	ITE24990 IBLBK 102	Birel Art/TM/Vega	21	16:51.496 13.274	47.512		10
14	-2	Gianni Andrisani	DEU	TB Racing Team	DEU	ITE13762 KBF38262	KR/TM/Vega	21	16:51.990 13.768	47.536		8
15	4	Lukas Scherbinskas	DEU	NSL Racing	LTU	ITE11348 IBL2024-KL/10	Energy/TM/Vega	21	16:55.776 17.554	47.769		6
16	-6	André Maticic	DEU	Solgat Motorsport	DEU	ITE 34369 KBF42332	Birel Art/TM/Vega	21	16:56.041 17.819	47.546	+ 5 sec	4
17	7	Kevin Stehouwer	NLD	Kevin Stehouwer	NLD	ITE43342 IDC43342	Birel Art/Vortex/Vega	21	16:57.239 19.017	47.612		0
18	7	Kipras Jurse	LTU	Paske Racing	LTU	ITE2024-ITE/001 IBL2024-KL/05	Righetti Ridolfi/TM/Vega	21	16:58.099 19.877	47.708		0
19	-4	Maddox Wirtz	DEU	VDB Kart Racing	DEU	ITE 39902 KBF42053	Birel Art/TM/Vega	21	16:58.334 20.112	47.762		2
20	-6	Jens Treur	NLD	CRG Holland	NLD	ITE44483 IBL15521	CRG/TM/Vega	21	16:58.556 20.334	47.370		1
21	-1	Jesper Sjöberg	SWE	BIREL ART RACING KSW	AUT	ITE4628 IBLBK102	BirelArt/TM /Vega	21	16:59.280 21.058	47.704	+ 5 sec	0
22	4	Aleks Jutkevicius	LTU	Paske Racing	LTU	ITE2024-ITE/012 IBL2024-KL/05	Righetti Ridolfi/TM/Vega	21	17:02.006 23.784	47.941		0
23	-5	Elie Goldstein	BEL	Tbkart racing team Srl	ITA	ITE909070 IDC470451	Tbkart/TM/Vega	21	17:04.792 26.570	47.569		0
24	-1	Nico Franke	DEU	ADAC Berlin-Brandenburg e.V. SG Samuelkart	NLD	ITE42574 IBL57205001	CRG/TM/Vega	21	17:20.286 42.064	48.808		0
25	-9	Matej Kacovsky	CZE	Spirit Racing s.r.o	CZE	ITC-C24AS0641 IBL24AT00161	Birel Art/TM /Vega	2	1:44.952 19 Laps	49.668		0
26	-5	Aleks Jutkevicius	LTU	Paske Racing	LTU	ITE2024-ITE/012 IBL2024-KL/05	Righetti Ridolfi/TM/Vega	0				0

Announcements

74,9 + 5 sec front fairing


Timekeeper
M.Riehmers

Race Director
H.Seidel

Page 1/1

These results are provisional until the conclusion of any judicial and technical matters!

Printed: 16.06.2024 / 16:29



DKM - KZ2

Final Revision 3

Track length: 1.190 Km

Race Started: 14:31:39

Best Lap by: 6 - Markus Kajak - 47.026

Rank	#	Driver	Nat	Sponsor Entrant	Nat	License E-License	Make	laps	T. Time Diff	Best Lap	Penalty	Points
1	1	Markus Kajak	EST	Maranello SRP Factory Team	DEU	ITE26214 KBF38275	Maranello/TM/Vega	21	16:38.222	47.026		51
2	-1	Stan Pex	NLD	SP Motorsport	NLD	ITE31772 IBL47253	Kart Republic/TM/Vega	21	16:41.231 3.009	47.314		44
3	1	David Trefilov	DEU	Maranello SRP Factory Team	DEU	ITE 16049 KBF38275	Maranello/TM /Vega	21	16:41.766 3.544	47.170		38
4	-1	Alexander Schmitz	DEU	Alexander Schmitz	DEU	ITE14228 IDC14228	Tony Kart/Vortex/Vega	21	16:44.184 5.962	47.390		0
5	2	Jorrit Pex	NLD	SP Motorsport	NLD	ITE27382 IBL47253006	KR/TM/Vega	21	16:45.543 7.321	47.440		34
6	0	David Liwinski	POL	Dörr Motorsport	DEU	ITE10012 BIF38420	KR/IAME/Vega	21	16:46.016 7.794	47.431		30
7	1	Valentino Fritsch	DEU	BIREL ART RACING KSW	AUT	ITE12819 IBLBK102	BirelArt/TM /Vega	21	16:48.090 9.868	47.454		0
8	1	Lukas Schächer	DEU	TB Racing Team	DEU	ITE 28091 KBF38262	KR/TM/Vega	21	16:48.840 10.618	47.503		26
9	-4	Christiaan de Kleijn	NLD	CRG Holland	NLD	ITE44092 IBL15521	CRG/TM/Vega	21	16:48.974 10.752	47.471		22
10	12	Jannik-Julius Bernhart	AUT	Dörr Motorsport	DEU	ITEJK2048 BIF38420	KR/IAME/Vega	21	16:49.311 11.089	47.484		18
11	2	Luis Laurin Speck	DEU	Tbkart racing team srl	ITA	ITE11633 BIF470451	Tbkart/IAME/Vega	21	16:50.336 12.114	47.552		0
12	5	Danilo Albanese	ITA	Dörr Motorsport	DEU	ITE498284 BIF38420	KR/IAME/Vega	21	16:51.268 13.046	47.540		14
13	-2	Robert Kindervater	DEU	ADAC Berlin-Brandenburg e.V. BIREL ART RACING KSW	AUT	ITE24990 IBLBK 102	Birel Art/TM/Vega	21	16:51.496 13.274	47.512		10
14	-2	Gianni Andrisani	DEU	TB Racing Team	DEU	ITE13762 KBF38262	KR/TM/Vega	21	16:51.990 13.768	47.536		8
15	4	Lukas Scherbinskas	DEU	NSL Racing	LTU	ITE11348 IBL2024-KL/10	Energy/TM/Vega	21	16:55.776 17.554	47.769		6
16	-6	André Matisic	DEU	Solgat Motorsport	DEU	ITE 34369 KBF42332	Birel Art/TM/Vega	21	16:56.041 17.819	47.546	+ 5 sec	4
17	7	Kevin Stehouwer	NLD	Kevin Stehouwer	NLD	ITE43342 IDC43342	Birel Art/Vortex/Vega	21	16:57.239 19.017	47.612		0
18	7	Kipras Jurse	LTU	Paske Racing	LTU	ITE2024-ITE/001 IBL2024-KL/05	Righetti Ridolfi/TM/Vega	21	16:58.099 19.877	47.708		0
19	-4	Maddox Wirtz	DEU	VDB Kart Racing	DEU	ITE 39902 KBF42053	Birel Art/TM/Vega	21	16:58.334 20.112	47.762		2
20	-6	Jens Treur	NLD	CRG Holland	NLD	ITE44483 IBL15521	CRG/TM/Vega	21	16:58.556 20.334	47.370		1
21	-1	Jesper Sjöberg	SWE	BIREL ART RACING KSW	AUT	ITE4628 IBLBK102	BirelArt/TM /Vega	21	16:59.280 21.058	47.704	+ 5 sec	0
22	4	Aleks Jutkevicius	LTU	Paske Racing	LTU	ITE2024-ITE/012 IBL2024-KL/05	Righetti Ridolfi/TM/Vega	21	17:02.006 23.784	47.941		0
23	-5	Elie Goldstein	BEL	Tbkart racing team Srl	ITA	ITE909070 IDC470451	Tbkart/TM/Vega	21	17:04.792 26.570	47.569		0
24	-1	Nico Franke	DEU	ADAC Berlin-Brandenburg e.V. SG Samuelkart	NLD	ITE42574 IBL57205001	CRG/TM/Vega	21	17:20.286 42.064	48.808		0
25	-9	Matej Kacovsky	CZE	Spirit Racing s.r.o	CZE	ITC-C24AS0641 IBL24AT00161	Birel Art/TM /Vega	2	1:44.952 19 Laps	49.668		0

Announcements

74,9 + 5 sec front fairing

Timekeeper
M.Riehmers

Race Director
H.Seidel

Page 1/1

These results are provisional until the conclusion of any judicial and technical matters!

Printed: 17.06.2024 / 19:43

