



DMKM - Mini

Test-Session 3

Track length: 1.315 Km
Session Started: 15:00:02
Best Lap by: 244 - Milan Rossi - 57.478

Rank	#	Driver	Nat	Sponsor Entrant	Nat	License E-License	Make	laps	Best Lap	Diff	In Lap	Penalty
1	244	Milan Rossi	DEU	Lanari Racing Team	DEU	NKA13619 KBF17166	KR/IAME/Vega	10	57.478		3	
2	221	Devin Titz	DEU	CRG Holland	NLD	NKA14835 IBL15521	CRG/TM/Vega	10	57.785	0.307	2	
3	241	Damian Luca Zeller	DEU	APEX Performance	DEU	NKA28615 KBF38438	Maranello/TM/Vega	10	57.802	0.324	2	
4	301	Senn Lindeman	NLD	Paauwer Kart Racing	NLD	NKA50470 IBL19655006	Birel ART/TM/Vega	12	57.808	0.330	2	
5	222	Carlos Nees	DEU	NEES RACING	DEU	NKA17874 KBF17863	KR/IAME/Vega	11	57.837	0.359	11	
6	214	Henri Möhring	DEU	ADAC Hessen-Thüringen e.V. TB Racing Team	DEU	NKA16972 KBF38262	KR/IAME/Vega	14	57.849	0.371	4	
7	304	Tiberius Müller	DEU	NEES RACING	DEU	NKA21274 KBF17863	Redspeed/IAME/Vega	14	57.850	0.372	4	
8	255	Alex Huizer	NLD	CRG Holland	NLD	NKA52410 IBL15521007	CRG/TM/Vega	10	57.948	0.470	2	
9	220	Neo Knapp	DEU	Team NKS	DEU	NKA11204 KBF42057	DR/TM/Vega	14	57.965	0.487	9	
10	285	Felix Groneck	DEU	CRG Holland	NLD	NKA16373 IBL15521007	CRG/TM/Vega	15	57.975	0.497	6	
11	219	Gustav Christensen	SWE	CRG Holland	NLD	NKA133604 IBL15521	CRG/TM/Vega	12	58.002	0.524	1	
12	247	Ben Schumacher	DEU	ADAC Team Weser-Ems e.V. CRG Holland	NLD	NKA10666 IBL15521008	CRG/TM/Vega	12	58.017	0.539	11	
13	311	Peter Gunther Mayer	CZE	SKYLARKS Karting Team	CZE	ITC-C24AS0680 IBL24AT00701	Praga/IAME/Vega	10	58.031	0.553	10	
14	326	Marketa Rumlenova	CZE	SKYLARKS Karting Team	CZE	NKA24AS0872 IBL24AT00701	IPK/IAME/Vega	13	58.047	0.569	7	
15	224	Paul Bernhard	DEU	Valier Motorsport	DEU	NKA41687 KBF39300	Energy/TM/Vega	9	58.060	0.582	9	
16	237	William Sterup Nielsen	DNK	CRG-Deutschland	DEU	NKA95174 KBF42811	CRG/TM/Vega	12	58.063	0.585	6	
17	321	Edin Keserovic	DEU	Lanari Racing Team	DEU	NKA45200 KBF42334	KR/IAME/Vega	12	58.081	0.603	10	
18	223	Alexandr Machač	CZE	SIM-ON	DEU	NTG C24AS0666 KBF39246	Drago Corse/TM/Vega	13	58.154	0.676	13	
19	225	Noel Mannsperger	DEU	NEES RACING	DEU	NKA11122 KBF17863	KR/IAME/Vega	12	58.206	0.728	8	
20	233	Ruben Opitz	DEU	NEES RACING	DEU	NKA10450 KBF38362	KR/IAME/Vega	14	58.259	0.781	6	
21	211	Presian Stoyanov	DEU	ADAC Berlin-Brandenburg e.V. TR Motorsport	DEU	NKA30339 KBF42809	RS/IAME/Vega	12	58.265	0.787	12	
22	208	Roman Meister	DEU	TSUNAMI R.T.	ITA	NKA27196 IBL181	KR/IAME/Vega	12	58.306	0.828	2	
23	294	Leo Klok	NLD	Miranda Klok-Holtjer	NLD	NKA52623 BEK52403	Oberon/IAME/Vega	11	58.322	0.844	3	
24	277	Nick Ried	DEU	Lanari Racing Team	DEU	NKA10695 KBF17166	KR/IAME/Vega	11	58.427	0.949	8	
25	249	Jonas Hubacek	CZE	Michal Hubacek	CZE	NKA24AS0050 IBL24AT00121	MS KART/TM/Vega	14	58.555	1.077	6	
26	266	Lean Kircher	DEU	ADAC Hessen-Thüringen e.V. Ebert Motorsport	DEU	NKA25532 KBF38528	Alonso Kart/TM/Vega	11	58.563	1.085	5	
27	307	Diego Schulze	DEU	Apex Performance	DEU	NKA15946 BIF38438	Oberon/IAME/Komet	6	58.722	1.244	3	
28	275	Mico Lionn Schweers	DEU	Swantje Schweers	DEU	NKA26817 BEK26817	Oberon/IAME/Vega	11	58.779	1.301	10	
29	274	Bruno Kortekaas	NLD	CRG Holland	NLD	NKA52405 IBL15521007	CRG/TM/Vega	0			0	


Timekeeper
M.Riehmers

Race Director
H.Seidel

Page 1/1

These results are provisional until the conclusion of any judicial and technical matters!

Printed: 09.08.2024 / 15:16



INT. ADAC Kartrennen Arena E

DMKM - Mini

Arena E Mülsen 1,315 Km

Test-Session 3

09.08.2024 15:00

Practice (15:00 Time) started at 15:00:02

Lap	Time of Day	Lap Tm	Diff	SF Tm	S1 Tm	S2 Tm
(244) Milan Rossi						
1	15:03:08.288	57.725	+0.247	25.267	15.464	16.994
2	15:04:05.818	57.530	+0.052	25.094	15.340	17.096
3	15:05:03.296	57.478		25.106	15.442	16.930
4	15:06:00.970	57.674	+0.196	25.297	15.412	16.965
5	15:10:40.762	4:39.792	+3:42.314	25.387	15.639	17.134
6	15:11:38.692	57.930	+0.452	25.272	15.413	17.245
7	15:12:36.439	57.747	+0.269	25.170	15.460	17.117
8	15:13:34.171	57.732	+0.254	25.258	15.420	17.054
9	15:14:31.854	57.683	+0.205	25.219	15.399	17.065
10	15:15:29.455	57.601	+0.123	25.223	15.377	17.001

(221) Devin Titz						
1	15:04:40.268	2:45.400	+1:47.615	25.703	15.694	17.033
2	15:05:38.053	57.785		25.200	15.565	17.020
3	15:06:36.134	58.081	+0.296	25.386	15.596	17.099
4	15:07:34.062	57.928	+0.143	25.266	15.595	17.067
5	15:08:32.058	57.996	+0.211	25.332	15.565	17.099
6	15:11:23.744	2:51.686	+1:53.901	25.342	15.677	17.097
7	15:12:21.695	57.951	+0.166	25.243	15.553	17.155
8	15:13:19.745	58.050	+0.265	25.308	15.573	17.169
9	15:14:17.813	58.068	+0.283	25.312	15.625	17.131
10	15:15:15.851	58.038	+0.253	25.300	15.511	17.227

(241) Damian Luca Zeller						
1	15:02:28.366	57.941	+0.139	25.324	15.610	17.007
2	15:03:26.168	57.802		25.335	15.521	16.946
3	15:04:24.732	58.564	+0.762	26.189	15.618	16.765
4	15:05:22.667	57.935	+0.133	25.428	15.595	16.912
5	15:06:20.966	58.299	+0.497	25.472	15.770	17.057
6	15:07:19.962	58.996	+1.194	26.049	15.817	17.130
7	15:11:28.223	4:08.261	+3:10.459	25.449	15.631	17.232
8	15:12:26.316	58.093	+0.291	25.433	15.483	17.177
9	15:13:24.929	58.613	+0.811	25.642	15.679	17.292
10	15:14:23.617	58.688	+0.886	25.554	15.743	17.391

(301) Senn Lindeman						
1	15:02:30.710	59.161	+1.353	26.348	15.753	17.060
2	15:03:28.518	57.808		25.320	15.523	16.965
3	15:04:26.550	58.032	+0.224	25.528	15.606	16.898
4	15:05:24.607	58.057	+0.249	25.677	15.528	16.852
5	15:06:23.320	58.713	+0.905	26.101	15.572	17.040
6	15:07:22.133	58.813	+1.005	25.566	15.872	17.375
7	15:08:20.500	58.367	+0.559	25.650	15.618	17.099
8	15:11:38.821	3:18.321	+2:20.513	25.504	16.516	18.353
9	15:12:37.075	58.254	+0.446	25.504	15.586	17.164
10	15:13:35.476	58.401	+0.593	25.551	15.640	17.210
11	15:14:33.851	58.375	+0.567	25.543	15.620	17.212
12	15:15:31.859	58.008	+0.200	25.437	15.502	17.069

(222) Carlos Nees						
1	15:03:08.944	58.020	+0.183	25.484	15.653	16.883
2	15:04:06.943	57.999	+0.162	25.408	15.562	17.029
3	15:05:05.123	58.180	+0.343	25.459	15.629	17.092
4	15:06:03.149	58.026	+0.189	25.402	15.637	16.987
5	15:07:01.334	58.185	+0.348	25.546	15.603	17.036
6	15:10:56.319	3:54.985	+2:57.148	25.448	15.635	17.559
7	15:11:56.955	1:00.636	+2:799	28.049	15.613	16.974
8	15:12:55.384	58.429	+0.592	25.620	15.732	17.077
9	15:13:53.569	58.185	+0.348	25.448	15.568	17.169
10	15:14:51.770	58.201	+0.364	25.413	15.604	17.184
11	15:15:49.607	57.837		25.205	15.557	17.075

(214) Henri Möhring						
1	15:02:26.805	58.089	+0.240	25.468	15.575	17.046
2	15:03:24.806	58.001	+0.152	25.300	15.595	17.106
3	15:04:24.668	59.862	+2.013	27.452	15.627	16.783
4	15:05:22.517	57.849		25.408	15.540	16.901
5	15:06:20.840	58.323	+0.474	25.534	15.697	17.092
6	15:07:19.262	58.422	+0.573	25.728	15.595	17.099
7	15:08:17.327	58.065	+0.216	25.438	15.548	17.079
8	15:09:15.529	58.202	+0.353	25.501	15.654	17.047
9	15:10:13.464	57.935	+0.086	25.377	15.531	17.027

10	15:11:11.593	58.129	+0.280	25.442	15.694	16.993
11	15:12:09.716	58.123	+0.274	25.198	15.683	17.242
12	15:13:07.931	58.215	+0.366	25.573	15.542	17.100
13	15:14:06.403	58.472	+0.623	25.641	15.698	17.133
14	15:15:04.491	58.088	+0.239	25.401	15.562	17.125

(304) Tiberius Müller						
1	15:02:27.356	58.095	+0.245	25.377	15.639	17.079
2	15:03:25.858	58.502	+0.652	25.456	16.012	17.034
3	15:04:24.605	58.747	+0.897	26.042	15.616	17.089
4	15:05:22.455	57.850		25.310	15.583	17.007
5	15:06:20.798	58.343	+0.493	25.509	15.620	17.214
6	15:07:19.797	58.999	+1.149	26.060	15.879	17.060
7	15:08:18.100	58.303	+0.463	25.385	15.727	17.191
8	15:09:16.373	58.273	+0.423	25.579	15.632	17.062
9	15:10:14.435	58.062	+0.212	25.356	15.605	17.101
10	15:11:12.983	58.548	+0.698	25.659	15.765	17.124
11	15:12:11.032	58.049	+0.199	25.367	15.592	17.090
12	15:13:08.995	57.963	+0.113	25.416	15.564	16.983
13	15:14:07.376	58.381	+0.531	25.591	15.584	17.206
14	15:15:05.649	58.273	+0.423	25.492	15.588	17.193

(255) Alex Huizer						
1	15:04:40.609	2:45.464	+1:47.516	25.527	15.739	17.141
2	15:05:38.557	57.948		25.354	15.608	16.986
3	15:06:36.600	58.043	+0.095	25.415	15.565	17.063
4	15:07:34.567	57.967	+0.019	25.353	15.616	16.998
5	15:08:32.646	58.079	+0.131	25.401	15.590	17.088
6	15:11:24.189	2:51.543	+1:53.595	25.323	15.751	17.074
7	15:12:22.167	57.978	+0.030	25.272	15.650	17.056
8	15:13:20.327	58.160	+0.212	25.292	15.697	17.171
9	15:14:18.551	58.224	+0.276	25.496	15.680	17.048
10	15:15:17.023	58.472	+0.524	25.566	15.616	17.300

(220) Neo Knapp						
1	15:02:27.580	58.119	+0.154	25.397	15.686	17.036
2	15:03:25.625	58.045	+0.080	25.346	15.565	17.134
3	15:04:23.759	58.134	+0.169	25.438	15.628	17.068
4	15:05:22.111	58.352	+0.387	25.500	15.638	17.214
5	15:06:20.772	58.661	+0.696	25.509	15.708	17.444
6	15:07:19.575	58.803	+0.838	26.159	15.650	16.994
7	15:08:17.925	58.350	+0.385	25.409	15.818	17.123
8	15:09:16.092	58.167	+0.202	25.459	15.708	17.000
9	15:10:14.057	57.965		25.308	15.622	17.035
10	15:11:12.173	58.116	+0.151	25.398	15.728	16.990
11	15:12:10.319	58.146	+0.181	25.263	15.814	17.069
12	15:13:08.922	58.603	+0.638	25.523	15.972	17.108
13	15:14:08.437	59.515	+1.550	26.321	16.064	17.130
14	15:15:07.332	58.895	+0.930	25.822	15.795	17.278

(285) Felix Groncek						
1	15:02:18.368	58.407	+0.432	25.425	15.785	17.197
2	15:03:16.428	58.060	+0.085	25.429	15.551	17.080
3	15:04:14.625	58.197	+0.222	25.558	15.588	17.051
4	15:05:12.612	57.987	+0.012	25.339	15.536	17.112
5	15:06:11.670	59.058	+1.083	26.511	15.598	16.949
6	15:07:09.645	57.975		25.271	15.651	17.053
7	15:08:08.393	58.748	+0.773	26.134	15.511	17.103
8	15:09:06.674	58.281	+0.306	25.662	15.580	17.039
9	15:10:0					

INT. ADAC Kartrennen Arena E

DMKM - Mini

Arena E Mülsen 1,315 Km

Test-Session 3

09.08.2024 15:00

Practice (15:00 Time) started at 15:00:02

Lap	Time of Day	Lap Tm	Diff	SF Tm	S1 Tm	S2 Tm
7	15:08:08.682	59.090	+1.088	26.252	15.755	17.083
8	15:09:06.834	58.152	+0.150	25.566	15.560	17.026
9	15:10:05.120	58.286	+0.284	25.514	15.553	17.219
10	15:13:21.424	3:16.304	+2:18.302	25.456	18.690	17.219
11	15:14:19.670	58.246	+0.244	25.433	15.676	17.137
12	15:15:18.178	58.508	+0.506	25.594	15.613	17.301

(247) Ben Schumacher

1	15:02:54.346	58.250	+0.233	25.363	15.701	17.186
2	15:03:53.229	58.883	+0.866	25.680	15.845	17.358
3	15:04:51.523	58.294	+0.277	25.461	15.673	17.160
4	15:05:51.936	1:00.413	+2.396	25.356	15.640	19.417
5	15:06:50.613	58.677	+0.660	25.728	15.710	17.239
6	15:07:48.940	58.327	+0.310	25.647	15.540	17.140
7	15:08:47.186	58.246	+0.229	25.369	15.644	17.233
8	15:09:45.568	58.372	+0.355	25.580	15.652	17.140
9	15:10:43.904	58.346	+0.329	25.666	15.635	17.045
10	15:13:56.903	3:12.999	+2:14.982	25.541	15.775	17.195
11	15:14:54.920	58.017		25.388	15.620	17.009
12	15:15:53.059	58.139	+0.122	25.453	15.641	17.045

(311) Peter Gunther Mayer

1	15:02:29.978	58.573	+0.542	25.830	15.614	17.129
2	15:03:28.133	58.155	+0.124	25.623	15.564	16.968
3	15:04:26.316	58.183	+0.152	25.772	15.537	16.874
4	15:05:24.377	58.061	+0.030	25.559	15.484	17.018
5	15:06:22.465	58.088	+0.057	25.542	15.472	17.074
6	15:07:22.465	1:00.000	+1.969	25.374	16.920	17.706
7	15:08:20.789	58.324	+0.293	25.595	15.694	17.035
8	15:09:18.899	58.110	+0.079	25.503	15.597	17.010
9	15:10:17.007	58.108	+0.077	25.468	15.569	17.071
10	15:11:15.038	58.031		25.542	15.518	16.971

(326) Marketa Rumlénová

1	15:02:32.647	1:00.694	+2.647	26.267	16.045	18.382
2	15:03:31.778	59.131	+1.084	26.241	15.882	17.008
3	15:04:29.920	58.142	+0.095	25.572	15.669	16.901
4	15:05:28.737	58.817	+0.770	25.956	15.682	17.179
5	15:08:01.632	2:32.895	+1:34.848	25.489	15.523	17.175
6	15:08:59.919	58.287	+0.240	25.471	15.595	17.221
7	15:09:57.966	58.047		25.464	15.559	17.024
8	15:10:56.350	58.384	+0.337	25.751	15.706	16.927
9	15:11:54.414	58.064	+0.017	25.412	15.517	17.135
10	15:12:52.734	58.320	+0.273	25.491	15.661	17.168
11	15:13:50.928	58.194	+0.147	25.475	15.589	17.130
12	15:14:49.327	58.399	+0.352	25.565	15.640	17.194
13	15:15:47.484	58.157	+0.110	25.339	15.588	17.230

(224) Paul Bernhard

1	15:02:32.195	1:00.227	+2.167	26.359	16.341	17.527
2	15:03:31.662	59.467	+1.407	26.124	16.254	17.089
3	15:04:29.839	58.177	+0.117	25.523	15.668	16.986
4	15:10:56.361	6:26.522	+5:28.462	25.846	15.779	17.170
5	15:11:54.639	58.278	+0.218	25.508	15.720	17.050
6	15:12:52.801	58.162	+0.102	25.423	15.751	16.988
7	15:13:51.044	58.243	+0.183	25.487	15.753	17.003
8	15:14:49.485	58.441	+0.381	25.541	15.805	17.095
9	15:15:47.545	58.060		25.399	15.649	17.012

(237) William Sterup Nielsen

1	15:02:14.396	59.184	+1.121	25.967	15.894	17.323
2	15:03:13.060	58.664	+0.601	25.704	15.743	17.217
3	15:04:11.656	58.596	+0.533	25.633	15.688	17.275
4	15:05:10.063	58.407	+0.344	25.660	15.606	17.141
5	15:06:08.481	58.418	+0.355	25.622	15.667	17.129
6	15:07:06.544	58.063		25.472	15.590	17.001
7	15:08:05.254	58.710	+0.647	25.837	15.807	17.066
8	15:09:03.683	58.429	+0.366	25.521	15.720	17.188
9	15:12:41.729	3:38.046	+2:39.983	25.556	15.801	17.295
10	15:13:40.263	58.534	+0.471	25.629	15.639	17.266
11	15:14:38.645	58.382	+0.319	25.534	15.633	17.215
12	15:15:37.035	58.390	+0.327	25.549	15.574	17.267

(321) Edin Keserovic

1	15:02:20.177	58.549	+0.243	25.596	15.701	17.252
---	--------------	---------------	--------	--------	--------	--------

Lap	Time of Day	Lap Tm	Diff	SF Tm	S1 Tm	S2 Tm
1	15:03:08.886	58.127	+0.046	25.533	15.617	16.977
2	15:04:07.222	58.336	+0.255	25.562	15.774	17.000
3	15:05:05.448	58.226	+0.145	25.427	15.671	17.128
4	15:06:03.757	58.309	+0.228	25.529	15.700	17.080
5	15:07:02.310	58.553	+0.472	25.654	15.806	17.093
6	15:08:00.610	58.300	+0.219	25.406	15.685	17.209
7	15:10:41.019	2:40.409	+1:42.328	25.570	15.942	16.987
8	15:11:39.458	58.439	+0.358	25.431	15.840	17.168
9	15:12:37.841	58.383	+0.302	25.528	15.740	17.115
10	15:13:35.922	58.081		25.361	15.597	17.123
11	15:14:34.564	58.642	+0.561	25.716	15.855	17.071
12	15:15:32.810	58.246	+0.165	25.303	15.704	17.239

(223) Alexandr Machač

1	15:02:32.295	59.754	+1.600	25.897	15.963	17.894
2	15:03:31.317	59.022	+0.868	26.143	15.819	17.060
3	15:04:29.781	58.464	+0.310	25.543	15.743	17.178
4	15:05:29.211	59.430	+1.276	26.402	15.793	17.235
5	15:06:27.773	58.562	+0.408	25.769	15.663	17.130
6	15:07:26.393	58.620	+0.466	25.741	15.639	17.240
7	15:08:25.330	58.937	+0.783	25.915	15.684	17.338
8	15:10:58.021	2:32.691	+1:34.537	25.653	15.740	17.144
9	15:11:56.648	58.627	+0.473	25.750	15.687	17.190
10	15:12:59.324	1:02.676	+4.522	25.703	17.748	19.225
11	15:13:59.024	59.700	+1.546	26.205	16.266	17.229
12	15:14:57.577	58.553	+0.399	25.745	15.577	17.231
13	15:15:55.731	58.154		25.518	15.522	17.114

(225) Noel Mannsperger

1	15:03:11.260	58.708	+0.502	25.662	16.857	17.189
2	15:04:09.766	58.506	+0.300	25.650	15.678	17.178
3	15:05:08.455	58.689	+0.483	25.762	15.816	17.111
4	15:08:00.021	2:51.566	+1:53.360	25.917	16.371	17.301
5	15:08:58.640	58.619	+0.413	25.632	15.736	17.251
6	15:09:57.152	58.512	+0.306	25.588	15.661	17.263
7	15:10:56.738	59.586	+1.380	26.516	16.002	17.068
8	15:11:54.944	58.206		25.571	15.633	17.002
9	15:12:53.216	58.272	+0.066	25.560	15.662	17.050
10	15:13:51.445	58.229	+0.023	25.409	15.658	17.162
11	15:14:50.573	59.128	+0.922	25.702	15.685	17.741
12	15:15:49.065	58.492	+0.286	25.451	15.702	17.339

(233) Ruben Opitz

1	15:03:11.323	58.666	+0.407	25.643	15.963	17.060
2	15:04:10.226	58.903	+0.644	26.044	15.687	17.172
3	15:05:08.744	58.518	+0.259	25.612	15.867	17.039
4	15:06:07.839	59.095	+0.836	25.758	16.275	17.062
5	15:07:06.332	58.493	+0.234	25.499	15.908	17.086
6	15:08:04.591	58.259		25.584	15.537	17.138
7	15:09:03.300	58.709	+0.450	25.848	15.686	17.175
8	15:10:01.628	58.328	+0.069	25.606	15.597	17.125
9	15:11:00.063	58.435	+0.176	25.518	15.735	17.182
10	15:11:58.425	58.362	+0.103	25.529	15.631	17.202
11	15:12:57.550	59.125	+0.866	25.764	15.872	17.489
12	15:13:56.206	58.656	+0.397	25.576	15.767	17.313
13	15:14:54.826	58.620	+0.361	25.676	15.688	17.256
14	15:15:53.357	58.531	+0.272	25.768	15.667	17.096

(211) Presian Stoyanov

1	15:02:29.503	58.700	+0.435	25.759	15.742	17.199
2	15:03:27.934	58.431	+0.166	25.508	15.702	17.221
3	15:04:26.258	58.324	+0.059	25.591	15.710	17.023
4	15:05:24.547	58.289	+0.024	25.842	15.481	16.966
5	15:08:42.823	3:18.276	+2:20.011	26.664	15.765	17.278
6	15:09:41.495	58.672	+0.407	25.630	15.792	17.250
7	15:10:41.278	59.783	+1.518	26.608	16.111	17.064
8	15:1					

INT. ADAC Kartrennen Arena E

DMKM - Mini

Arena E Mülsen 1,315 Km

Test-Session 3

09.08.2024 15:00

Practice (15:00 Time) started at 15:00:02

Lap	Time of Day	Lap Tm	Diff	SF Tm	S1 Tm	S2 Tm	Lap	Time of Day	Lap Tm	Diff	SF Tm	S1 Tm	S2 Tm
2	15:03:18.483	58.306		25.510	15.695	17.101							
3	15:04:17.408	58.925	+0.619	25.968	15.685	17.272							
4	15:05:15.794	58.386	+0.080	25.643	15.515	17.228							
5	15:06:14.287	58.493	+0.187	25.573	15.661	17.259							
6	15:07:12.695	58.408	+0.102	25.594	15.623	17.191							
7	15:10:19.600	3:06.905	+2:08.599	25.524	15.682	17.175							
8	15:11:17.911	58.311	+0.005	25.515	15.673	17.123							
9	15:12:16.377	58.466	+0.160	25.520	15.710	17.236							
10	15:13:14.937	58.560	+0.254	25.538	15.801	17.221							
11	15:14:13.693	58.756	+0.450	25.749	15.725	17.282							
12	15:15:12.223	58.530	+0.224	25.672	15.552	17.306							
(294) Leo Klok							(275) Mico Lionn Schweers						
1	15:02:54.100	58.339	+0.017	25.608	15.605	17.126	1	15:02:32.129	1:00.846	+2:067	26.565	16.337	17.944
2	15:03:53.328	59.228	+0.906	26.146	15.748	17.334	2	15:03:32.399	1:00.270	+1.491	26.691	16.256	17.323
3	15:04:51.650	58.322		25.497	15.677	17.148	3	15:04:31.722	59.323	+0.544	25.917	16.026	17.380
4	15:05:50.500	58.850	+0.528	25.501	15.577	17.772	4	15:05:31.057	59.335	+0.556	25.995	15.842	17.498
5	15:06:49.386	58.886	+0.564	25.778	15.919	17.189	5	15:09:11.583	3:40.526	+2:41.747	26.239	16.007	17.388
6	15:07:47.862	58.476	+0.154	25.662	15.675	17.139	6	15:10:11.064	59.481	+0.702	26.183	15.815	17.483
7	15:12:03.562	4:15.700	+3:17.378	25.741	15.733	17.116	7	15:11:10.325	59.261	+0.482	25.956	15.897	17.408
8	15:13:02.238	58.676	+0.354	25.736	15.744	17.196	8	15:12:09.530	59.205	+0.426	25.950	15.860	17.395
9	15:14:01.035	58.797	+0.475	25.891	15.700	17.206	9	15:13:08.348	58.818	+0.039	25.905	15.672	17.241
10	15:14:59.637	58.602	+0.280	25.652	15.713	17.237	10	15:14:07.127	58.779		25.681	15.782	17.316
11	15:15:58.231	58.594	+0.272	25.658	15.748	17.188	11	15:15:06.004	58.877	+0.098	25.695	15.901	17.281
(277) Nick Ried													
1	15:03:11.193	58.826	+0.399	25.771	15.722	17.333							
2	15:04:09.983	58.790	+0.363	25.951	15.761	17.078							
3	15:05:08.552	58.569	+0.142	25.779	15.736	17.054							
4	15:06:07.445	58.893	+0.466	25.859	15.672	17.362							
5	15:07:06.070	58.625	+0.198	25.718	15.582	17.325							
6	15:08:05.107	59.037	+0.610	26.232	15.682	17.123							
7	15:11:44.141	3:39.034	+2:40.607	25.888	15.655	17.343							
8	15:12:42.568	58.427		25.664	15.555	17.208							
9	15:13:41.108	58.540	+0.113	25.676	15.597	17.267							
10	15:14:39.724	58.616	+0.189	25.638	15.669	17.309							
11	15:15:38.332	58.608	+0.181	25.672	15.627	17.309							
(249) Jonas Hubacek													
1	15:02:18.984	59.000	+0.445	25.964	15.739	17.297							
2	15:03:18.412	59.428	+0.873	25.664	16.470	17.294							
3	15:04:17.798	59.386	+0.831	26.310	15.768	17.308							
4	15:05:16.431	58.633	+0.078	25.710	15.595	17.328							
5	15:06:15.040	58.609	+0.054	25.648	15.651	17.310							
6	15:07:13.595	58.555		25.679	15.551	17.325							
7	15:08:14.123	1:00.528	+1.973	25.798	15.666	19.064							
8	15:09:12.993	58.870	+0.315	25.952	15.625	17.293							
9	15:10:12.063	59.070	+0.515	25.925	15.697	17.448							
10	15:11:10.980	58.917	+0.362	25.620	15.861	17.436							
11	15:12:09.679	58.699	+0.144	25.635	15.769	17.295							
12	15:13:08.902	59.223	+0.668	26.089	15.774	17.360							
13	15:14:08.375	59.473	+0.918	26.189	15.843	17.441							
14	15:15:07.800	59.425	+0.870	26.221	15.753	17.451							
(266) Lean Kircher													
1	15:03:10.920	58.832	+0.269	25.784	15.724	17.324							
2	15:04:09.702	58.782	+0.219	25.778	15.787	17.217							
3	15:05:08.391	58.689	+0.126	25.750	15.647	17.292							
4	15:06:07.645	59.254	+0.691	25.933	16.067	17.254							
5	15:07:06.208	58.563		25.595	15.789	17.179							
6	15:08:05.000	58.792	+0.229	25.933	15.625	17.234							
7	15:11:45.502	3:40.502	+2:41.939	25.668	15.730	18.260							
8	15:12:45.051	59.549	+0.986	26.352	15.749	17.448							
9	15:13:43.928	58.877	+0.314	25.801	15.718	17.358							
10	15:14:43.057	59.129	+0.566	25.960	15.776	17.393							
11	15:15:42.186	59.129	+0.566	25.957	15.734	17.438							
(307) Diego Schulze													
1	15:02:30.523	59.181	+0.459	25.980	15.931	17.270							
2	15:03:29.400	58.877	+0.155	25.821	15.664	17.392							
3	15:04:28.122	58.722		25.738	15.721	17.263							
4	15:05:26.946	58.824	+0.102	25.815	15.556	17.453							
5	15:06:26.039	59.093	+0.371	25.795	15.721	17.577							
6	15:07:24.956	58.917	+0.195	25.883	15.615	17.419							

Orbits





DMKM - Mini

Test-Session 4

Track length: 1.315 Km

Session Started: 17:40:01

Best Lap by: 244 - Milan Rossi - 57.509

Rank	#	Driver	Nat	Sponsor Entrant	Nat	License E-License	Make	laps	Best Lap	Diff	In Lap	Penalty
1	244	Milan Rossi	DEU	Lanari Racing Team	DEU	NKA13619 KBF17166	KR/IAME/Vega	13	57.509		4	
2	241	Damian Luca Zeller	DEU	APEX Performance	DEU	NKA28615 KBF38438	Maranello/TM/Vega	14	57.768	0.259	14	
3	222	Carlos Nees	DEU	NEES RACING	DEU	NKA17874 KBF17863	KR/IAME/Vega	10	57.790	0.281	8	
4	221	Devin Titz	DEU	CRG Holland	NLD	NKA14835 IBL15521	CRG/TM/Vega	12	57.794	0.285	9	
5	214	Henri Möhring	DEU	ADAC Hessen-Thüringen e.V. TB Racing Team	DEU	NKA16972 KBF38262	KR/IAME/Vega	14	57.863	0.354	13	
6	301	Senn Lindeman	NLD	Paauer Kart Racing	NLD	NKA50470 IBL19655006	Birel ART/TM/Vega	12	57.916	0.407	9	
7	304	Tiberius Müller	DEU	NEES RACING	DEU	NKA21274 KBF17863	Redspeed/IAME/Vega	12	57.917	0.408	10	
8	208	Roman Meister	DEU	TSUNAMI R.T.	ITA	NKA27196 IBL181	KR/IAME/Vega	14	57.963	0.454	4	
9	274	Bruno Kortekaas	NLD	CRG Holland	NLD	NKA52405 IBL15521007	CRG/TM/Vega	12	57.968	0.459	1	
10	255	Alex Huizer	NLD	CRG Holland	NLD	NKA52410 IBL15521007	CRG/TM/Vega	12	57.969	0.460	11	
11	285	Felix Groneck	DEU	CRG Holland	NLD	NKA16373 IBL15521007	CRG/TM/Vega	13	58.012	0.503	11	
12	247	Ben Schumacher	DEU	ADAC Team Weser-Ems e.V. CRG Holland	NLD	NKA10666 IBL15521008	CRG/TM/Vega	14	58.018	0.509	13	
13	219	Gustav Christensen	SWE	CRG Holland	NLD	NKA133604 IBL15521	CRG/TM/Vega	12	58.033	0.524	1	
14	311	Peter Gunther Mayer	CZE	SKYLARKS Karting Team	CZE	ITC-C24AS0680 IBL24AT00701	Praga/IAME/Vega	12	58.071	0.562	11	
15	326	Marketa Rumlenova	CZE	SKYLARKS Karting Team	CZE	NKA24AS0872 IBL24AT00701	IPK/IAME/Vega	12	58.074	0.565	11	
16	224	Paul Bernhard	DEU	Valier Motorsport	DEU	NKA41687 KBF39300	Energy/TM/Vega	14	58.080	0.571	10	
17	220	Neo Knapp	DEU	Team NKS	DEU	NKA11204 KBF42057	DR/TM/Vega	12	58.098	0.589	11	
18	237	William Sterup Nielsen	DNK	CRG-Deutschland	DEU	NKA95174 KBF42811	CRG/TM/Vega	12	58.104	0.595	1	
19	277	Nick Ried	DEU	Lanari Racing Team	DEU	NKA10695 KBF17166	KR/IAME/Vega	12	58.195	0.686	11	
20	321	Edin Keserovic	DEU	Lanari Racing Team	DEU	NKA45200 KBF42334	KR/IAME/Vega	11	58.240	0.731	4	
21	294	Leo Klok	NLD	Miranda Klok-Holtjer	NLD	NKA52623 BEK52403	Oberon/IAME/Vega	12	58.276	0.767	12	
22	233	Ruben Opitz	DEU	NEES RACING	DEU	NKA10450 KBF38362	KR/IAME/Vega	11	58.350	0.841	4	
23	225	Noel Mannsperger	DEU	NEES RACING	DEU	NKA11122 KBF17863	KR/IAME/Vega	10	58.370	0.861	7	
24	223	Alexandr Machač	CZE	SIM-ON	DEU	NTG C24AS0666 KBF39246	Drago Corse/TM/Vega	5	58.560	1.051	1	
25	266	Lean Kircher	DEU	ADAC Hessen-Thüringen e.V. Ebert Motorsport	DEU	NKA25532 KBF38528	Alonso Kart/TM/Vega	12	58.603	1.094	4	
26	211	Presian Stoyanov	DEU	ADAC Berlin-Brandenburg e.V. TR Motorsport	DEU	NKA30339 KBF42809	RS/IAME/Vega	11	58.607	1.098	1	
27	249	Jonas Hubacek	CZE	Michal Hubacek	CZE	NKA24AS0050 IBL24AT00121	MS KART/TM/Vega	11	58.655	1.146	1	
28	275	Mico Lionn Schweers	DEU	Swantje Schweers	DEU	NKA26817 BEK26817	Oberon/IAME/Vega	12	58.823	1.314	10	
29	307	Diego Schulze	DEU	Apex Performance	DEU	NKA15946 BIF38438	Oberon/IAME/Komet	14	58.971	1.462	1	


Timekeeper
M.Riehmers

Race Director
H.Seidel

Page 1/1

These results are provisional until the conclusion of any judicial and technical matters!

Printed: 09.08.2024 / 17:56



INT. ADAC Kartrennen Arena E

DMKM - Mini

Arena E Mülsen 1,315 Km

Test-Session 4

09.08.2024 17:40

Practice (15:00 Time) started at 17:40:01

Lap	Time of Day	Lap Tm	Diff	SF Tm	S1 Tm	S2 Tm
(244) Milan Rossi						
1	17:44:18.978	58.276	+0.767	25.543	15.541	17.192
2	17:45:17.639	58.661	+1.152	25.245	15.950	17.466
3	17:46:15.741	58.102	+0.593	25.175	15.631	17.296
4	17:47:13.250	57.509		25.245	15.409	16.855
5	17:48:11.699	58.449	+0.940	25.494	15.543	17.412
6	17:49:09.769	58.070	+0.561	25.526	15.660	16.884
7	17:50:07.651	57.882	+0.373	25.375	15.430	17.077
8	17:51:05.550	57.899	+0.390	25.363	15.469	17.067
9	17:52:03.069	57.519	+0.010	25.185	15.399	16.884
10	17:53:01.113	58.044	+0.535	25.510	15.515	17.019
11	17:53:59.076	57.963	+0.454	25.532	15.444	16.987
12	17:54:56.622	57.546	+0.037	25.179	15.462	16.905
13	17:55:54.399	57.777	+0.268	25.331	15.419	17.027

Lap	Time of Day	Lap Tm	Diff	SF Tm	S1 Tm	S2 Tm
(241) Damian Luca Zeller						
1	17:42:56.658	1:02.054	+4.286	25.582	16.065	20.407
2	17:43:55.139	58.481	+0.713	25.601	15.762	17.118
3	17:44:54.488	59.349	+1.581	25.964	16.118	17.267
4	17:45:53.022	58.534	+0.766	25.631	15.869	17.034
5	17:46:51.003	57.981	+0.213	25.337	15.622	17.022
6	17:47:49.304	58.301	+0.533	25.504	15.783	17.014
7	17:48:47.622	58.318	+0.550	25.473	15.788	17.057
8	17:49:45.909	58.287	+0.519	25.579	15.728	16.980
9	17:50:43.892	57.983	+0.215	25.375	15.569	17.039
10	17:51:42.465	58.573	+0.805	25.530	15.723	17.320
11	17:52:40.541	58.076	+0.308	25.534	15.586	16.956
12	17:53:39.144	58.603	+0.835	25.447	16.005	17.151
13	17:54:37.248	58.104	+0.336	25.499	15.572	17.033
14	17:55:35.016	57.768		25.276	15.674	16.818

Lap	Time of Day	Lap Tm	Diff	SF Tm	S1 Tm	S2 Tm
(222) Carlos Nees						
1	17:43:57.219	58.183	+0.393	25.583	15.576	17.025
2	17:44:55.691	58.472	+0.682	25.688	15.924	16.860
3	17:45:53.633	57.942	+0.152	25.453	15.603	16.886
4	17:46:52.000	58.367	+0.577	25.671	15.610	17.086
5	17:47:50.244	58.244	+0.454	25.661	15.579	17.004
6	17:48:48.289	58.045	+0.255	25.359	15.641	17.045
7	17:49:46.191	57.902	+0.112	25.310	15.651	16.941
8	17:50:43.981	57.790		25.376	15.542	16.872
9	17:51:42.359	58.378	+0.588	25.323	15.641	17.414
10	17:52:40.347	57.988	+0.198	25.349	15.625	17.014

Lap	Time of Day	Lap Tm	Diff	SF Tm	S1 Tm	S2 Tm
(221) Devin Titz						
1	17:44:16.689	58.161	+0.367	25.313	15.543	17.305
2	17:45:14.715	58.026	+0.232	25.333	15.627	17.066
3	17:46:12.856	58.141	+0.347	25.370	15.587	17.184
4	17:47:11.255	58.399	+0.605	25.565	15.565	17.269
5	17:48:09.284	58.029	+0.235	25.335	15.512	17.182
6	17:49:10.469	1:01.185	+3.391	27.209	16.849	17.127
7	17:50:08.437	57.968	+0.174	25.366	15.626	16.976
8	17:51:06.620	58.183	+0.389	25.519	15.605	17.059
9	17:52:04.414	57.794		25.286	15.471	17.037
10	17:53:02.305	57.891	+0.097	25.336	15.616	16.939
11	17:54:00.504	58.199	+0.405	25.411	15.621	17.167
12	17:54:58.475	57.971	+0.177	25.378	15.537	17.056

Lap	Time of Day	Lap Tm	Diff	SF Tm	S1 Tm	S2 Tm
(214) Henri Möhring						
1	17:42:50.516	58.079	+0.216	25.484	15.563	17.032
2	17:43:48.950	58.434	+0.571	25.600	15.653	17.181
3	17:44:54.068	1:05.118	+7.255	31.392	16.261	17.465
4	17:45:52.533	58.465	+0.602	25.659	15.654	17.152
5	17:46:50.643	58.110	+0.247	25.427	15.582	17.101
6	17:47:49.064	58.421	+0.558	25.678	15.750	16.993
7	17:48:47.470	58.406	+0.543	25.460	15.664	17.282
8	17:49:45.633	58.163	+0.300	25.462	15.591	17.110
9	17:50:44.521	58.888	+1.025	26.221	15.678	16.989
10	17:51:42.525	58.004	+0.141	25.350	15.615	17.039
11	17:52:40.637	58.112	+0.249	25.597	15.601	16.914
12	17:53:39.206	58.569	+0.706	25.764	15.696	17.109
13	17:54:37.069	57.863		25.364	15.487	17.012
14	17:55:34.954	57.885	+0.022	25.381	15.565	16.939

Lap	Time of Day	Lap Tm	Diff	SF Tm	S1 Tm	S2 Tm
(301) Senn Lindeman						
1	17:42:52.420	58.514	+0.598	25.768	15.868	16.878
2	17:43:50.885	58.465	+0.549	25.576	15.825	17.064
3	17:44:54.122	1:03.237	+5.321	28.444	16.473	18.320
4	17:45:52.804	58.682	+0.766	25.681	15.806	17.195
5	17:46:50.745	57.941	+0.025	25.476	15.536	16.929
6	17:47:48.975	58.230	+0.314	25.500	15.739	16.991
7	17:51:06.521	3:17.546	+2:19.630	25.471	15.720	17.102
8	17:52:04.549	58.028	+0.112	25.468	15.601	16.959
9	17:53:02.465	57.916		25.339	15.616	16.961
10	17:54:01.009	58.544	+0.628	25.696	15.710	17.138
11	17:54:58.941	57.932	+0.016	25.416	15.431	17.085
12	17:55:57.507	58.566	+0.650	25.646	15.539	17.381

Lap	Time of Day	Lap Tm	Diff	SF Tm	S1 Tm	S2 Tm
(304) Tiberius Müller						
1	17:43:57.159	58.253	+0.336	25.480	15.655	17.118
2	17:44:55.602	58.443	+0.526	25.348	15.716	17.379
3	17:45:53.855	58.253	+0.336	25.662	15.637	16.954
4	17:46:52.083	58.228	+0.311	25.634	15.637	16.957
5	17:47:50.869	58.786	+0.869	25.834	15.850	17.102
6	17:48:49.213	58.344	+0.427	25.559	15.662	17.123
7	17:49:47.475	58.262	+0.345	25.527	15.662	17.073
8	17:50:45.849	58.374	+0.457	25.568	15.679	17.127
9	17:51:44.018	58.169	+0.252	25.506	15.566	17.097
10	17:52:41.935	57.917		25.342	15.529	17.046
11	17:53:40.314	58.379	+0.462	25.569	15.626	17.184
12	17:55:53.366	2:13.052	+1:15.135	25.523	15.803	17.208

Lap	Time of Day	Lap Tm	Diff	SF Tm	S1 Tm	S2 Tm
(208) Roman Meister						
1	17:42:34.332	1:06.388	+8.425	29.894	16.539	19.955
2	17:43:33.099	58.767	+0.804	25.852	15.692	17.223
3	17:44:35.425	1:02.326	+4.363	29.199	16.004	17.123
4	17:45:33.388	57.963		25.525	15.507	16.931
5	17:46:31.628	58.240	+0.277	25.473	15.569	17.198
6	17:47:31.136	59.508	+1.545	26.697	15.648	17.163
7	17:48:29.546	58.410	+0.447	25.539	15.718	17.153
8	17:49:27.945	58.399	+0.436	25.497	15.777	17.125
9	17:50:26.199	58.254	+0.291	25.502	15.647	17.105
10	17:51:29.359	1:03.160	+5.197	28.222	16.455	18.483
11	17:52:35.637	1:06.278	+8.315	29.235	17.315	19.728
12	17:53:34.908	59.271	+1.308	26.125	16.106	17.040
13	17:54:33.016	58.108	+0.145	25.382	15.682	17.044
14	17:55:31.199	58.183	+0.220	25.610	15.658	16.915

Lap	Time of Day	Lap Tm	Diff	SF Tm	S1 Tm	S2 Tm
(274) Bruno Kortekaas						
1	17:44:17.763	57.968		25.299	15.620	17.049
2	17:45:15.948	58.185	+0.217	25.366	15.778	17.041
3	17:46:14.058	58.110	+0.142	25.395	15.521	17.194
4	17:47:12.407	58.349	+0.381	25.504	15.651	17.194
5	17:48:10.044	1:01.637	+3.669	28.011	16.481	17.145
6	17:49:12.232	58.188	+0.220	25.424	15.680	17.084
7	17:50:10.438	58.206	+0.238	25.554	15.605	17.047
8	17:51:08.505	58.067	+0.099	25.383	15.667	17.017
9	17:52:06.633	58.128	+0.160	25.468	15.564	17.096
10	17:53:05.166	58.533	+0.565	25.680	15.783	17.070
11	17:54:03.170	58.004	+0.036	25.356	15.636	17.012
12	17:55:01.649	58.479	+0.511	25.544	15.725	17.210

Lap	Time of Day	Lap Tm	Diff	SF Tm	S1 Tm	S2 Tm
(255) Alex Huizer						
1	17:44:18.572	58.309	+0.340	25.459	15.656	17.194
2	17:45:17.836	59.264	+1.295	25.480	16.019	17.765
3	17:46:16.514	58.678	+0.709	25.630	15.817	17.231
4	17:47:15.024	58.510	+0.541	25.535	15.697	17.278
5	17:48:13.407	58.383	+0.414	25.489	15.584	17.310
6	17:49:11.654	58.247	+0.278	25.345	15.775	17.127
7	17:50:10.116					

INT. ADAC Kartrennen Arena E

DMKM - Mini

Arena E Mülsen 1,315 Km

Test-Session 4

09.08.2024 17:40

Practice (15:00 Time) started at 17:40:01

Lap	Time of Day	Lap Tm	Diff	SF Tm	S1 Tm	S2 Tm	Lap	Time of Day	Lap Tm	Diff	SF Tm	S1 Tm	S2 Tm
2	17:44:05.643	1:37.878	+39.866	42.494	21.954	33.430	3	17:44:54.419	59.572	+1.492	26.048	16.134	17.390
3	17:45:16.799	1:11.156	+13.144	38.020	16.016	17.120	4	17:45:53.443	59.024	+0.944	25.642	16.137	17.245
4	17:46:14.934	58.135	+0.123	25.420	15.638	17.077	5	17:46:51.938	58.495	+0.415	25.547	15.797	17.151
5	17:47:13.169	58.235	+0.223	25.450	15.667	17.118	6	17:47:50.803	58.865	+0.785	25.917	15.815	17.133
6	17:48:11.562	58.393	+0.381	25.654	15.633	17.106	7	17:48:49.415	58.612	+0.532	25.472	15.999	17.141
7	17:49:09.785	58.223	+0.211	25.505	15.656	17.062	8	17:49:47.904	58.489	+0.409	25.625	15.738	17.126
8	17:50:07.858	58.073	+0.061	25.441	15.587	17.045	9	17:50:46.084	58.180	+0.100	25.391	15.720	17.069
9	17:51:05.978	58.120	+0.108	25.533	15.591	16.996	10	17:51:44.164	58.080			15.669	
10	17:52:04.121	58.143	+0.131	25.292	15.738	17.113	11	17:52:42.300	58.136	+0.056	25.464	15.598	17.074
11	17:53:02.133	58.072		25.448	15.608	16.956	12	17:53:41.126	58.826	+0.746	25.858	15.825	17.143
12	17:54:00.953	58.820	+0.808	25.477	16.100	17.243	13	17:54:39.590	58.464	+0.384	25.394	15.845	17.225
13	17:54:59.055	58.102	+0.090	25.547	15.639	16.916	14	17:55:38.201	58.611	+0.531	25.541	15.829	17.241

(247) Ben Schumacher

1	17:42:20.340	58.070	+0.052	25.445	15.616	17.009
2	17:43:20.634	1:00.294	+2.276	26.565	16.533	17.196
3	17:44:19.246	58.612	+0.594	25.840	15.641	17.131
4	17:45:17.983	58.737	+0.719	25.545	15.814	17.378
5	17:46:17.018	59.035	+1.017	26.233	15.564	17.238
6	17:47:15.282	58.264	+0.246	25.523	15.747	16.994
7	17:48:14.330	59.048	+1.030	25.676	16.292	17.080
8	17:49:12.529	58.199	+0.181	25.438	15.749	17.012
9	17:50:11.517	58.988	+0.970	26.052	15.846	17.090
10	17:51:09.968	58.451	+0.433	25.646	15.675	17.130
11	17:52:08.529	58.561	+0.543	25.380	15.654	17.527
12	17:53:06.563	58.034	+0.016	25.478	15.577	16.979
13	17:54:04.581	58.018		25.452	15.540	17.026
14	17:55:02.604	58.023	+0.005	25.372	15.544	17.107

(220) Neo Knapp

1	17:42:58.665	1:05.762	+7.664	31.920	16.655	17.187
2	17:43:56.990	58.325	+0.227	25.499	15.682	17.144
3	17:44:55.329	59.339	+1.241	25.454	16.777	17.108
4	17:45:54.655	58.326	+0.228	25.454	15.754	17.118
5	17:46:53.498	58.843	+0.745	25.929	15.782	17.132
6	17:47:51.939	58.441	+0.343	25.502	15.791	17.148
7	17:48:50.056	58.117	+0.019	25.364	15.667	17.086
8	17:51:37.882	2:47.826	+1:49.728	26.051	22.576	27.135
9	17:52:38.886	1:01.004	+2.906	28.455	15.588	16.961
10	17:53:37.150	58.264	+0.166	25.407	15.825	17.032
11	17:54:35.248	58.098		25.419	15.642	17.037
12	17:55:33.390	58.142	+0.044	25.429	15.663	17.050

(237) William Sterup Nielsen

1	17:42:52.284	58.104		25.561	15.553	16.990
2	17:43:53.759	1:01.475	+3.371	28.592	15.754	17.129
3	17:44:52.553	58.794	+0.690	25.736	15.790	17.268
4	17:45:51.230	58.677	+0.573	25.762	15.702	17.213
5	17:46:50.076	58.846	+0.742	25.789	15.770	17.287
6	17:47:48.909	58.833	+0.729	25.775	15.751	17.307
7	17:48:47.524	58.615	+0.511	25.754	15.704	17.157
8	17:49:46.124	58.600	+0.496	25.637	15.917	17.046
9	17:52:22.343	2:36.219	+1:38.115	25.646	15.797	17.231
10	17:53:20.850	58.507	+0.403	25.608	15.631	17.268
11	17:54:19.229	58.379	+0.275	25.585	15.650	17.144
12	17:55:17.547	58.318	+0.214	25.525	15.657	17.136

(277) Nick Ried

1	17:44:18.276	58.399	+0.204	25.536	15.705	17.158
2	17:45:16.858	58.582	+0.387	25.508	16.041	17.033
3	17:46:15.624	58.766	+0.571	25.804	15.679	17.283
4	17:47:14.203	58.579	+0.384	25.668	15.674	17.237
5	17:48:12.733	58.530	+0.335	25.651	15.676	17.203
6	17:49:11.261	58.528	+0.333	25.554	15.593	17.381
7	17:50:09.849	58.588	+0.393	25.696	15.725	17.167
8	17:51:08.412	58.563	+0.368	25.529	15.673	17.361
9	17:52:06.925	58.513	+0.318	25.818	15.712	16.983
10	17:53:05.234	58.309	+0.114	25.534	15.752	17.023
11	17:54:03.429	58.195		25.470	15.702	17.023
12	17:55:02.078	58.649	+0.454	25.710	15.767	17.172

(321) Edin Keserovic

1	17:44:18.913	58.463	+0.223	25.635	15.594	17.234
2	17:45:17.749	58.836	+0.596	25.802	15.712	17.322
3	17:46:16.909	59.160	+0.920	26.138	15.728	17.294
4	17:47:15.149	58.240		25.441	15.725	17.074
5	17:48:14.136	58.987	+0.747	25.655	16.348	16.984
6	17:49:12.473	58.337	+0.097	25.424	15.874	17.039
7	17:50:11.461	58.988	+0.748	26.035	15.827	17.126
8	17:51:10.118	58.657	+0.417	25.876	15.785	16.996
9	17:53:55.426	2:45.308	+1:47.068	25.376	15.828	17.317
10	17:54:54.307	58.881	+0.641	25.486	15.737	17.658
11	17:55:53.315	59.008	+0.768	25.919	15.783	17.306

(294) Leo Klok

1	17:42:53.990	58.315	+0.039	25.643	15.614	17.058
2	17:43:52.405	58.415	+0.139	25.584	15.672	17.159
3	17:44:50.878	58.473	+0.197	25.824	15.604	17.045
4	17:45:49.346	58.468	+0.192	25.702	15.613	17.153
5	17:46:47.663	58.317	+0.041	25.587	15.680	17.050

(311) Peter Gunther Mayer

1	17:42:52.223	58.252	+0.181	25.516	15.549	17.187
2	17:43:50.776	58.553	+0.482	25.676	15.698	17.179
3	17:44:49.448	58.672	+0.601	25.732	15.638	17.302
4	17:45:47.971	58.523	+0.452	25.627	15.635	17.261
5	17:46:46.405	58.434	+0.363	25.594	15.584	17.256
6	17:49:43.826	2:57.421	+1:59.350	25.667	15.576	17.132
7	17:50:42.206	58.380	+0.309	25.710	15.601	17.069
8	17:51:40.392	58.186	+0.115	25.551	15.513	17.122
9	17:52:39.107	58.715	+0.644	26.151	15.583	16.981
10	17:53:37.298	58.191	+0.120	25.483	15.822	16.886
11	17:54:35.369	58.071		25.649	15.489	16.933
12	17:55:33.589	58.220	+0.149	25.649	15.686	16.885

(326) Marketa Rumlénova

1	17:42:53.526	58.860	+0.786	25.998	15.755	17.107
2	17:43:52.089	58.563	+0.489	25.575	15.731	17.257
3	17:44:50.812	58.723	+0.649	25.900	15.598	17.225
4	17:45:49.409	58.597	+0.523	25.844	15.679	17.074
5	17:46:47.727	58.318	+0.244	25.645	15.715	16.958
6	17:49:43.893	2:56.166	+1:58.092	25.636	15.635	16.940
7	17:50:42.266	58.373	+0.299	25.787	15.618	16.968
8	17:51:40.450	58.184	+0.110	25.574	15.603	17.007
9	17:52:38.829	58.379	+0.305	25.594	15.594	17.191
10	17:53:37.235	58.406	+0.332	25.592	15.851	16.963
11	17:54:35.309	58.074		25.449	15.648	16.977
12	17:55:33.497	58.188	+0.114	25.489	15.698	17.001

(224) Paul Bernhard

1	17:42:55.454	58.592	+0.512	25.468	15.883	17.241
2	17:43:54.847	59.393	+1.313	25.657	16.393	17.343

Orbits



INT. ADAC Kartrennen Arena E

DMKM - Mini

Arena E Mülsen 1,315 Km

Test-Session 4

09.08.2024 17:40

Practice (15:00 Time) started at 17:40:01

Lap	Time of Day	Lap Tm	Diff	SF Tm	S1 Tm	S2 Tm
6	17:49:36.914	2:49.251	+1:50.975	25.958	15.862	17.301
7	17:50:35.694	58.780	+0.504	25.710	15.819	17.251
8	17:51:35.433	59.739	+1.463	25.771	15.696	18.272
9	17:52:35.521	1:00.088	+1.812	25.975	16.118	17.995
10	17:53:34.432	58.911	+0.635	25.919	15.703	17.289
11	17:54:32.899	58.467	+0.191	25.677	15.673	17.117
12	17:55:31.175	58.276		25.512	15.636	17.128

(233) Ruben Opitz

1	17:44:00.375	58.634	+0.284	25.699	15.789	17.146
2	17:46:55.165	2:54.790	+1:56.440	25.620	15.703	17.297
3	17:47:54.005	58.840	+0.490	25.762	15.833	17.245
4	17:48:52.355	58.350		25.527	15.616	17.207
5	17:49:51.010	58.655	+0.305	25.640	15.801	17.214
6	17:50:49.477	58.467	+0.117	25.561	15.667	17.239
7	17:51:48.230	58.753	+0.403	25.645	15.793	17.315
8	17:52:46.870	58.640	+0.290	25.768	15.666	17.206
9	17:53:45.808	58.938	+0.588	25.924	15.797	17.217
10	17:54:55.808	1:10.000	+1:16.50	30.261	18.386	21.353
11	17:55:55.018	59.210	+0.860	26.533	15.558	17.119

(225) Noel Mannsperger

1	17:43:57.894	58.502	+0.132	25.501	15.780	17.221
2	17:44:56.470	58.576	+0.206	25.639	15.829	17.108
3	17:45:55.023	58.553	+0.183	25.627	15.675	17.251
4	17:46:53.856	58.833	+0.463	25.635	15.946	17.252
5	17:50:08.352	3:14.496	+2:16.126	25.705	16.456	17.148
6	17:51:07.353	59.001	+0.631	26.052	15.680	17.269
7	17:52:06.723	58.370		25.501	15.630	17.239
8	17:53:04.137	58.414	+0.044	25.522	15.620	17.272
9	17:54:02.586	58.449	+0.079	25.495	15.755	17.199
10	17:55:02.021	59.435	+1.065	26.013	16.029	17.393

(223) Alexandr Machač

1	17:42:17.521	58.560		25.634	15.660	17.266
2	17:43:16.399	58.878	+0.318	25.876	15.767	17.235
3	17:44:15.179	58.780	+0.220	25.716	15.814	17.250
4	17:45:15.843	1:00.664	+2.104	26.682	16.291	17.691
5	17:46:18.340	1:02.497	+3.937	26.868	16.455	19.174

(266) Lean Kircher

1	17:42:55.646	58.721	+0.118	25.587	15.787	17.347
2	17:43:54.878	59.232	+0.629	25.667	16.290	17.275
3	17:44:54.969	1:00.091	+1.488	26.180	16.075	17.836
4	17:45:53.572	58.603		25.837	15.742	17.024
5	17:46:53.679	1:00.107	+1.504	26.939	15.933	17.235
6	17:47:52.306	58.627	+0.024	25.614	15.727	17.286
7	17:50:43.293	2:50.987	+1:52.384	25.649	15.766	17.364
8	17:51:42.421	59.128	+0.525	25.868	15.695	17.565
9	17:52:41.601	59.180	+0.577	26.091	15.784	17.305
10	17:53:40.619	59.018	+0.415	25.880	15.874	17.264
11	17:54:39.333	58.714	+0.111	25.626	15.651	17.437
12	17:55:38.478	59.145	+0.542	25.981	15.826	17.338

(211) Presian Stoyanov

1	17:42:40.078	58.607		25.591	15.807	17.209
2	17:43:41.111	1:01.033	+2.426	26.112	16.570	18.351
3	17:44:41.363	1:00.252	+1.645	26.728	15.897	17.627
4	17:45:40.204	58.841	+0.234	25.743	15.909	17.189
5	17:46:39.150	58.946	+0.339	25.807	15.757	17.382
6	17:50:12.400	3:33.250	+2:34.643	29.141	15.797	17.253
7	17:51:11.111	58.711	+0.104	25.704	15.750	17.257
8	17:52:09.896	58.785	+0.178	25.684	15.852	17.249
9	17:53:08.574	58.678	+0.071	25.744	15.767	17.167
10	17:54:07.470	58.896	+0.289	25.789	15.817	17.290
11	17:55:06.381	58.911	+0.304	25.848	15.842	17.221

(249) Jonas Hubacek

1	17:42:39.085	58.655		25.662	15.587	17.406
2	17:43:37.870	58.785	+0.130	25.764	15.590	17.431
3	17:44:37.653	59.783	+1.128	26.123	16.059	17.601
4	17:45:36.940	59.287	+0.632	26.029	15.777	17.481
5	17:46:35.773	58.833	+0.178	25.858	15.560	17.415
6	17:47:34.820	59.047	+0.392	25.871	15.653	17.523


Lap	Time of Day	Lap Tm	Diff	SF Tm	S1 Tm	S2 Tm
7	17:48:33.938	59.118	+0.463	25.756	15.846	17.516
8	17:49:33.109	59.171	+0.516	25.919	15.780	17.472
9	17:50:31.965	58.856	+0.201	25.836	15.610	17.410
10	17:54:02.411	3:30.446	+2:31.791	25.801	16.130	17.683
11	17:55:02.645	1:00.234	+1.579	25.861	15.856	18.517

(275) Mico Lionn Schweers

1	17:42:22.054	59.090	+0.267	25.900	15.736	17.454
2	17:43:21.646	59.592	+0.769	26.221	15.888	17.483
3	17:44:20.752	59.106	+0.283	25.964	15.760	17.382
4	17:45:20.219	59.467	+0.644	26.090	15.858	17.519
5	17:46:19.642	59.423	+0.600	25.885	16.236	17.302
6	17:47:18.821	59.179	+0.356	25.936	15.829	17.414
7	17:48:17.963	59.142	+0.319	25.734	15.816	17.592
8	17:51:03.304	2:45.341	+1:46.518	26.297	16.016	17.636
9	17:52:02.788	59.484	+0.661	26.190	15.786	17.508
10	17:53:01.611	58.923		25.959	15.665	17.199
11	17:54:01.817	1:00.206	+1.383	25.746	15.770	18.690
12	17:55:01.159	59.342	+0.519	26.053	15.907	17.382

(307) Diego Schultze

1	17:42:22.855	58.971		25.647	15.877	17.447
2	17:43:22.181	59.326	+0.355	25.894	15.939	17.493
3	17:44:21.175	58.994	+0.023	25.708	15.803	17.483
4	17:45:20.395	59.220	+0.249	25.867	15.906	17.447
5	17:46:19.665	59.270	+0.299	25.760	16.025	17.485
6	17:47:18.877	59.212	+0.241	26.023	15.857	17.332
7	17:48:19.188	1:00.311	+1.340	25.792	16.459	18.060
8	17:49:18.681	59.493	+0.522	26.120	15.769	17.604
9	17:50:18.279	59.598	+0.627	26.106	15.817	17.675
10	17:51:17.831	59.552	+0.581	26.069	15.842	17.641
11	17:52:17.190	59.359	+0.388	25.996	15.790	17.573
12	17:53:16.784	59.594	+0.623	26.192	15.792	17.610
13	17:54:16.350	59.566	+0.595	26.050	15.765	17.751
14	17:55:15.440	59.090	+0.119	25.754	15.821	17.515





DMKM - Mini

Free Practice

Track length: 1.315 Km

Session Started: 9:25:02

Best Lap by: 244 - Milan Rossi - 57.271

Rank	#	Driver	Nat	Sponsor Entrant	Nat	License E-Licence	Make	laps	Best Lap	Diff	In Lap	Penalty
1	244	Milan Rossi	DEU	Lanari Racing Team	DEU	NKA13619 KBF17166	KR/IAME/Vega	7	57.271		7	
2	285	Felix Groneck	DEU	CRG Holland	NLD	NKA16373 IBL15521007	CRG/TM/Vega	9	57.414	0.143	8	
3	221	Devin Titz	DEU	CRG Holland	NLD	NKA14835 IBL15521	CRG/TM/Vega	9	57.457	0.186	6	
4	274	Bruno Kortekaas	NLD	CRG Holland	NLD	NKA52405 IBL15521007	CRG/TM/Vega	9	57.557	0.286	9	
5	241	Damian Luca Zeller	DEU	APEX Performance	DEU	NKA28615 KBF38438	Maranello/TM/Vega	10	57.632	0.361	9	
6	219	Gustav Christensen	SWE	CRG Holland	NLD	NKA133604 IBL15521	CRG/TM/Vega	9	57.641	0.370	9	
7	214	Henri Möhring	DEU	ADAC Hessen-Thüringen e.V. TB Racing Team	DEU	NKA16972 KBF38262	KR/IAME/Vega	6	57.689	0.418	6	
8	311	Peter Gunther Mayer	CZE	SKYLARKS Karting Team	CZE	ITC-C24AS0680 IBL24AT00701	Praga/IAME/Vega	10	57.704	0.433	9	
9	326	Marketa Rumlenova	CZE	SKYLARKS Karting Team	CZE	NKA24AS0872 IBL24AT00701	IPK/IAME/Vega	10	57.707	0.436	9	
10	247	Ben Schumacher	DEU	ADAC Team Weser-Ems e.V. CRG Holland	NLD	NKA10666 IBL15521008	CRG/TM/Vega	10	57.735	0.464	9	
11	222	Carlos Nees	DEU	NEES RACING	DEU	NKA17874 KBF17863	KR/IAME/Vega	4	57.766	0.495	4	
12	304	Tiberius Müller	DEU	NEES RACING	DEU	NKA21274 KBF17863	Redspeed/IAME/Vega	8	57.855	0.584	8	
13	301	Senn Lindeman	NLD	Paauwer Kart Racing	NLD	NKA50470 IBL19655006	Birel ART/IAME/Vega	8	57.864	0.593	8	
14	321	Edin Keserovic	DEU	Lanari Racing Team	DEU	NKA45200 KBF42334	KR/IAME/Vega	8	57.882	0.611	5	
15	277	Nick Ried	DEU	Lanari Racing Team	DEU	NKA10695 KBF17166	KR/IAME/Vega	8	57.914	0.643	3	
16	208	Roman Meister	DEU	TSUNAMI R.T.	ITA	NKA27196 IBL181	KR/IAME/Vega	9	57.968	0.697	5	
17	220	Neo Knapp	DEU	Team NKS	DEU	NKA11204 KBF42057	DR/TM/Vega	9	58.064	0.793	8	
18	233	Ruben Opitz	DEU	NEES RACING	DEU	NKA10450 KBF38362	KR/IAME/Vega	8	58.066	0.795	8	
19	255	Alex Huizer	NLD	CRG Holland	NLD	NKA52410 IBL15521007	CRG/TM /Vega	9	58.090	0.819	4	
20	237	William Sterup Nielsen	DNK	CRG-Deutschland	DEU	NKA95174 KBF42811	CRG/TM/Vega	8	58.178	0.907	7	
21	225	Noel Mannsperger	DEU	NEES RACING	DEU	NKA11122 KBF17863	KR/IAME/Vega	8	58.180	0.909	8	
22	249	Jonas Hubacek	CZE	Michal Hubacek	CZE	NKA24AS0050 IBL24AT00121	MS KART/TM/Vega	9	58.263	0.992	7	
23	294	Leo Klok	NLD	Miranda Klok-Holtjer	NLD	NKA52623 BEK52403	Oberon/IAME/Vega	9	58.383	1.112	6	
24	275	Mico Lionn Schweers	DEU	Swantje Schweers	DEU	NKA26817 BEK26817	Oberon/IAME/Vega	9	58.462	1.191	4	
25	266	Lean Kircher	DEU	ADAC Hessen-Thüringen e.V. Ebert Motorsport	DEU	NKA25532 KBF38528	Alonso Kart/TM/Vega	8	58.637	1.366	3	
26	307	Diego Schulze	DEU	Apex Performance	DEU	NKA15946 BIF38438	Oberon/IAME/Komet	7	58.638	1.367	7	
27	224	Paul Bernhard	DEU	Valier Motorsport	DEU	NKA41687 KBF39300	Energy/TM/Vega	7	58.669	1.398	5	
28	211	Presian Stoyanov	DEU	ADAC Berlin-Brandenburg e.V. TR Motorsport	DEU	NKA30339 KBF42809	RS/IAME/Vega	5	58.736	1.465	4	
29	223	Alexandr Machac	CZE	SIM-ON	DEU	NTG C24AS0666 KBF39246	Drago Corse/TM/Vega	2	59.601	2.330	1	
30	212	Jonathan Maier	DEU	7L-Performance	DEU	NKA41248 KBF38668	Tony Kart/TM/Vega	0			0	


Timekeeper
M.Riehmers

Race Director
H.Seidel

Page 1/1

These results are provisional until the conclusion of any judicial and technical matters!

Printed: 10.08.2024 / 09:36



INT. ADAC Kartrennen Arena E

DMKM - Mini

Arena E Mülsen 1,315 Km

Free Practice

10.08.2024 09:25

Practice (10:00 Time) started at 9:25:02

Lap	Time of Day	Lap Tm	Diff	SF Tm	S1 Tm	S2 Tm
(244) Milan Rossi						
1	9:28:57.161	57.893	+0.622	25.373	15.491	17.029
2	9:29:54.729	57.568	+0.297	25.224	15.462	16.882
3	9:30:52.030	57.301	+0.030	25.119	15.359	16.823
4	9:31:49.362	57.332	+0.061	25.145	15.329	16.858
5	9:32:46.768	57.406	+0.135	25.111	15.408	16.887
6	9:33:44.270	57.502	+0.231	25.225	15.428	16.849
7	9:34:41.541	57.271		25.115	15.321	16.835

Lap	Time of Day	Lap Tm	Diff	SF Tm	S1 Tm	S2 Tm
(285) Felix Groneck						
1	9:27:23.850	58.694	+1.280	26.155	15.666	16.873
2	9:28:22.114	58.264	+0.850	25.444	15.796	17.024
3	9:29:21.946	59.832	+2.418	27.037	15.868	16.927
4	9:30:19.656	57.710	+0.296	25.283	15.570	16.857
5	9:31:17.279	57.623	+0.209	25.328	15.516	16.779
6	9:32:15.171	57.892	+0.478	25.487	15.471	16.934
7	9:33:13.542	58.371	+0.957	26.020	15.555	16.796
8	9:34:10.956	57.414		25.051	15.555	16.808
9	9:35:08.619	57.663	+0.249	25.267	15.503	16.893

Lap	Time of Day	Lap Tm	Diff	SF Tm	S1 Tm	S2 Tm
(221) Devin Titz						
1	9:27:24.693	1:00.119	+2.662	27.111	15.835	17.173
2	9:28:23.126	58.433	+0.976	25.250	16.200	16.983
3	9:29:22.563	59.437	+1.980	25.649	15.787	18.001
4	9:30:20.468	57.905	+0.448	25.302	15.663	16.940
5	9:31:17.954	57.486	+0.029	25.214	15.497	16.775
6	9:32:15.411	57.457		25.252	15.485	16.720
7	9:33:13.200	57.789	+0.332	25.413	15.470	16.906
8	9:34:11.281	58.081	+0.624	25.040	15.504	17.537
9	9:35:08.830	57.549	+0.092	25.223	15.575	16.751

Lap	Time of Day	Lap Tm	Diff	SF Tm	S1 Tm	S2 Tm
(274) Bruno Kortekaas						
1	9:27:25.168	59.172	+1.615	26.080	16.088	17.004
2	9:28:23.676	58.508	+0.951	25.514	15.964	17.030
3	9:29:22.704	59.028	+1.471	25.550	16.503	16.975
4	9:30:20.890	58.186	+0.629	25.584	15.699	16.903
5	9:31:18.919	58.029	+0.472	25.477	15.540	17.012
6	9:32:16.959	58.040	+0.483	25.364	15.692	16.984
7	9:33:14.852	57.893	+0.336	25.411	15.555	16.927
8	9:34:12.763	57.911	+0.354	25.308	15.680	16.923
9	9:35:10.320	57.557		25.164	15.552	16.841

Lap	Time of Day	Lap Tm	Diff	SF Tm	S1 Tm	S2 Tm
(241) Damian Luca Zeller						
1	9:27:15.438	58.303	+0.671	25.423	15.879	17.001
2	9:28:13.969	58.531	+0.899	25.526	15.911	17.094
3	9:29:12.189	58.220	+0.588	25.534	15.703	16.983
4	9:30:10.444	58.255	+0.623	25.570	15.493	17.192
5	9:31:08.674	58.230	+0.598	25.321	15.649	17.260
6	9:32:06.578	57.904	+0.272	25.329	15.500	17.075
7	9:33:05.321	58.743	+1.111	25.654	15.838	17.251
8	9:34:03.750	58.429	+0.797	25.567	15.835	17.027
9	9:35:01.382	57.632		25.234	15.466	16.932
10	9:35:59.436	58.054	+0.422	25.430	15.576	17.048

Lap	Time of Day	Lap Tm	Diff	SF Tm	S1 Tm	S2 Tm
(219) Gustav Christensen						
1	9:27:23.676	58.979	+1.338	26.023	15.811	17.145
2	9:28:23.050	59.374	+1.733	26.009	16.264	17.101
3	9:29:21.418	58.368	+0.727	25.510	15.651	17.207
4	9:30:19.466	58.048	+0.407	25.436	15.467	17.145
5	9:31:17.194	57.728	+0.087	25.300	15.468	16.960
6	9:32:15.317	58.123	+0.482	25.749	15.588	16.786
7	9:33:14.127	58.810	+1.169	26.079	15.668	17.063
8	9:34:11.855	57.728	+0.087	25.278	15.473	16.977
9	9:35:09.496	57.641		25.358	15.426	16.857

Lap	Time of Day	Lap Tm	Diff	SF Tm	S1 Tm	S2 Tm
(214) Henri Möhring						
1	9:27:15.199	58.197	+0.508	25.482	15.784	16.931
2	9:28:13.582	58.383	+0.694	25.474	15.735	17.174
3	9:29:11.818	58.236	+0.547	25.601	15.692	16.943
4	9:30:10.524	58.706	+1.017	26.274	15.584	16.848
5	9:31:09.001	58.477	+0.788	25.538	15.918	17.021
6	9:32:06.690	57.689		25.276	15.561	16.852

Lap	Time of Day	Lap Tm	Diff	SF Tm	S1 Tm	S2 Tm
(311) Peter Gunther Mayer						
1	9:27:15.140	58.710	+1.006	25.873	15.717	17.120
2	9:28:13.794	58.654	+0.950	25.745	15.726	17.183
3	9:29:11.879	58.085	+0.381	25.564	15.650	16.871
4	9:30:11.341	59.462	+1.758	26.719	15.858	16.885
5	9:31:09.457	58.116	+0.412	25.533	15.492	17.091
6	9:32:08.084	58.627	+0.923	26.313	15.405	16.909
7	9:33:05.975	57.891	+0.187	25.542	15.480	16.869
8	9:34:03.931	57.956	+0.252	25.531	15.504	16.921
9	9:35:01.635	57.704		25.506	15.437	16.761
10	9:35:59.613	57.978	+0.274	25.715	15.395	16.868

Lap	Time of Day	Lap Tm	Diff	SF Tm	S1 Tm	S2 Tm
(326) Marketa Rumlénová						
1	9:27:16.367	59.172	+1.465	26.177	15.835	17.160
2	9:28:14.812	58.445	+0.738	25.567	15.734	17.144
3	9:29:12.963	58.151	+0.444	25.438	15.640	17.073
4	9:30:11.279	58.316	+0.609	25.724	15.600	16.992
5	9:31:09.395	58.116	+0.409	25.302	15.643	17.171
6	9:32:08.025	58.630	+0.923	26.064	15.542	17.024
7	9:33:05.914	57.889	+0.182	25.359	15.604	16.926
8	9:34:03.869	57.955	+0.248	25.363	15.618	16.974
9	9:35:01.576	57.707		25.404	15.471	16.832
10	9:35:59.553	57.977	+0.270	25.578	15.510	16.889

Lap	Time of Day	Lap Tm	Diff	SF Tm	S1 Tm	S2 Tm
(247) Ben Schumacher						
1	9:27:15.759	58.443	+0.708	25.745	15.807	16.891
2	9:28:14.284	58.525	+0.790	25.394	16.008	17.123
3	9:29:12.360	58.076	+0.341	25.455	15.771	16.850
4	9:30:10.861	58.501	+0.766	25.871	15.770	16.860
5	9:31:09.203	58.342	+0.607	25.387	15.809	17.146
6	9:32:07.361	58.158	+0.423	25.689	15.605	16.864
7	9:33:05.548	58.187	+0.452	25.716	15.576	16.895
8	9:34:03.503	57.955	+0.220	25.346	15.653	16.956
9	9:35:01.238	57.735		25.240	15.524	16.971
10	9:35:59.234	57.996	+0.261	25.404	15.580	17.012

Lap	Time of Day	Lap Tm	Diff	SF Tm	S1 Tm	S2 Tm
(222) Carlos Nees						
1	9:28:37.085	58.505	+0.739	25.772	15.790	16.943
2	9:29:35.372	58.287	+0.521	25.415	15.827	17.045
3	9:30:33.042	2:42.670	+1:44.904	25.481	20.684	18.339
4	9:33:15.808	57.766		25.308	15.597	16.861

Lap	Time of Day	Lap Tm	Diff	SF Tm	S1 Tm	S2 Tm
(304) Tiberius Müller						
1	9:28:37.519	58.999	+1.144	25.631	16.231	17.137
2	9:29:35.969	58.450	+0.595	25.586	15.828	17.036
3	9:30:34.570	58.601	+0.746	25.435	16.266	16.900
4	9:31:34.217	59.647	+1.792	25.518	16.894	17.235
5	9:32:34.656	1:00.439	+2.584	27.287	16.089	17.063
6	9:33:33.088	58.432	+0.577	25.492	15.569	17.371
7	9:34:31.188	58.100	+0.245	25.467	15.560	17.073
8	9:35:29.043	57.855		25.383	15.484	16.988

Lap	Time of Day	Lap Tm	Diff	SF Tm	S1 Tm	S2 Tm
(301) Senn Lindeman						
1	9:28:57.594	58.160	+0.296	25.504	15.683	16.973
2	9:29:55.589	57.995	+0.131	25.520	15.526	16.949
3	9:30:53.623	58.034	+0.170	25.4		

INT. ADAC Kartrennen Arena E

DMKM - Mini

Arena E Mülsen 1,315 Km

Free Practice

10.08.2024 09:25

Practice (10:00 Time) started at 9:25:02

Lap	Time of Day	Lap Tm	Diff	SF Tm	S1 Tm	S2 Tm
2	9:29:55.813	57.982	+0.068	25.402	15.627	16.953
3	9:30:53.727	57.914		25.465	15.531	16.918
4	9:31:51.966	58.239	+0.325	25.601	15.487	17.151
5	9:32:50.206	58.240	+0.326	25.637	15.559	17.044
6	9:33:48.336	58.130	+0.216	25.540	15.606	16.984
7	9:34:46.459	58.123	+0.209	25.545	15.468	17.110
8	9:35:44.693	58.234	+0.320	25.506	15.548	17.180

Lap	Time of Day	Lap Tm	Diff	SF Tm	S1 Tm	S2 Tm
3	9:29:15.617	59.310	+1.047	26.131	15.760	17.419
4	9:30:14.470	58.853	+0.590	26.017	15.703	17.133
5	9:31:13.150	58.680	+0.417	25.667	15.721	17.292
6	9:32:11.847	58.697	+0.434	25.859	15.744	17.094
7	9:33:10.110	58.263		25.571	15.703	16.989
8	9:34:08.823	58.713	+0.450	25.658	15.616	17.439
9	9:35:07.535	58.712	+0.449	25.876	15.707	17.129

[208] Roman Meister

1	9:27:21.202	58.706	+0.738	25.768	15.826	17.112
2	9:28:19.455	58.253	+0.285	25.501	15.663	17.089
3	9:29:17.682	58.227	+0.259	25.409	15.772	17.046
4	9:30:15.790	58.108	+0.140	25.484	15.631	16.993
5	9:31:13.758	57.968		25.300	15.620	17.048
6	9:32:12.170	58.412	+0.444	25.909	15.670	16.833
7	9:33:10.168	57.998	+0.030	25.509	15.604	16.885
8	9:34:08.955	58.787	+0.819	26.021	15.682	17.084
9	9:35:10.057	1:01.102	+3.134	28.524	15.611	16.967

[294] Leo Klok

1	9:27:17.477	59.149	+0.766	26.173	15.858	17.118
2	9:28:16.239	58.762	+0.379	25.740	15.822	17.200
3	9:29:15.618	59.379	+0.996	26.414	15.826	17.139
4	9:30:14.272	58.654	+0.271	25.713	15.737	17.204
5	9:31:13.136	58.864	+0.481	25.793	16.001	17.070
6	9:32:11.519	58.383		25.668	15.600	17.115
7	9:33:10.047	58.528	+0.145	25.742	15.648	17.138
8	9:34:08.895	58.848	+0.465	25.954	15.633	17.261
9	9:35:07.423	58.528	+0.145	25.622	15.705	17.201

[220] Neo Knapp

1	9:27:33.148	1:07.013	+8.949	30.021	17.169	19.823
2	9:28:32.966	59.818	+1.754	25.717	15.741	18.360
3	9:29:35.546	1:02.580	+4.516	29.342	16.238	17.000
4	9:30:34.484	58.938	+0.874	25.383	16.558	16.997
5	9:31:32.705	58.221	+0.157	25.499	15.634	17.088
6	9:32:31.038	58.333	+0.269	25.520	15.678	17.135
7	9:33:29.490	58.452	+0.388	25.633	15.750	17.069
8	9:34:27.554	58.064		25.427	15.551	17.086
9	9:35:27.595	1:00.041	+1.977	26.725	16.416	16.900

[275] Mico Lionn Schweers

1	9:27:25.024	59.804	+1.342	26.615	16.029	17.160
2	9:28:24.222	59.198	+0.736	25.613	16.181	17.404
3	9:29:22.980	58.758	+0.296	25.705	15.975	17.078
4	9:30:21.442	58.462		25.590	15.769	17.103
5	9:31:20.993	59.551	+1.089	26.522	15.808	17.221
6	9:32:19.737	58.744	+0.282	25.757	15.669	17.318
7	9:33:18.523	58.786	+0.324	25.752	15.762	17.272
8	9:34:17.249	58.726	+0.264	25.742	15.730	17.254
9	9:35:16.094	58.845	+0.383	25.750	15.654	17.441

[233] Ruben Opitz

1	9:28:38.247	58.630	+0.564	25.673	15.843	17.114
2	9:29:36.837	58.590	+0.524	25.665	15.841	17.084
3	9:30:35.363	58.526	+0.460	25.756	15.751	17.019
4	9:31:34.589	59.226	+1.160	25.618	16.226	17.382
5	9:32:33.237	58.648	+0.582	25.757	15.686	17.205
6	9:33:31.558	58.321	+0.255	25.497	15.723	17.101
7	9:34:29.931	58.373	+0.307	25.506	15.795	17.072
8	9:35:27.977	58.066		25.541	15.577	16.948

[266] Lean Kircher

1	9:28:37.761	59.228	+0.591	26.031	15.910	17.287
2	9:29:36.621	58.860	+0.223	26.041	15.696	17.123
3	9:30:35.258	58.637		25.574	15.934	17.129
4	9:31:34.344	59.086	+0.449	25.570	16.227	17.289
5	9:32:34.145	59.801	+1.164	26.502	15.788	17.511
6	9:33:32.937	58.792	+0.155	25.819	15.604	17.369
7	9:34:31.769	58.832	+0.195	25.883	15.641	17.308
8	9:35:30.512	58.743	+0.106	25.629	15.729	17.385

[255] Alex Huizer

1	9:27:23.519	58.882	+0.792	25.686	16.064	17.132
2	9:28:23.186	59.667	+1.577	25.736	16.133	17.798
3	9:29:22.621	59.435	+1.345	25.901	16.351	17.183
4	9:30:20.711	58.090		25.394	15.694	17.002
5	9:31:22.163	1:01.452	+3.362	28.350	15.944	17.158
6	9:32:21.726	59.563	+1.473	26.754	15.693	17.116
7	9:33:22.573	1:00.847	+2.757	27.754	15.771	17.322
8	9:34:22.552	59.979	+1.889	27.233	15.702	17.044
9	9:35:21.257	58.705	+0.615	25.936	15.711	17.058

[307] Diego Schulze

1	9:27:26.484	59.317	+0.679	26.075	15.880	17.362
2	9:28:25.258	58.774	+0.136	25.729	15.748	17.297
3	9:29:24.124	58.866	+0.228	25.779	15.734	17.353
4	9:30:23.581	59.457	+0.819	25.689	15.867	17.901
5	9:31:22.643	59.062	+0.424	26.014	15.817	17.231
6	9:34:09.154	2:46.511	+1:47.873	26.110	15.752	17.961
7	9:35:07.792	58.638		25.810	15.655	17.173

[237] William Sterup Nielsen

1	9:28:37.935	58.763	+0.585	25.831	15.867	17.065
2	9:29:36.294	58.359	+0.181	25.610	15.747	17.002
3	9:30:35.005	58.711	+0.533	25.646	16.012	17.053
4	9:31:33.687	58.682	+0.504	25.612	16.063	17.007
5	9:32:32.084	58.397	+0.219	25.685	15.630	17.082
6	9:33:31.024	58.940	+0.762	26.253	15.637	17.050
7	9:34:29.202	58.178		25.521	15.614	17.043
8	9:35:27.505	58.303	+0.125	25.475	15.714	17.114

[224] Paul Bernhard

1	9:27:41.261	1:13.926	+15.257	38.659		
2	9:28:42.941	1:01.680	+3.011	27.051	17.037	17.592
3	9:31:08.989	2:26.048	+1:27.379	25.836	16.022	17.235
4	9:32:13.161	1:04.172	+5.503	30.989	15.979	17.204
5	9:33:11.830	58.669		25.563	15.890	17.216
6	9:34:10.541	58.711	+0.042	25.702	15.798	17.211
7	9:35:09.310	58.769	+0.100	25.816	15.964	16.989

[225] Noel Mannsperger

1	9:28:36.504	58.702	+0.522	25.631	15.811	17.260
2	9:29:35.641	59.137	+0.957	26.393	15.798	16.946
3	9:30:34.945	59.304	+1.124	25.528	16.707	17.069
4	9:31:33.633	58.688	+0.508	25.453	16.080	17.155
5	9:32:32.035	58.402	+0.222	25.561	15.684	17.157
6	9:33:30.812	58.777	+0.597	25.799	15.694	17.284
7	9:34:29.569	58.757	+0.577	25.846	15.705	17.206
8	9:35:27.749	58.180		25.426	15.801	16.953

[211] Presian Stoyanov

1	9:27:25.825	1:00.239	+1.503	26.407	16.486	17.346
2	9:28:24.770	58.945	+0.209	25.801	15.888	17.256
3	9:29:23.844	59.074	+0.338	25.541	16.098	17.435
4	9:30:22.580	58.736		25.727	15.803	17.206
5	9:34:22.506	3:59.926	+3:01.190	26.091	15.756	17.305

[249] Jonas Hubacek

1	9:27:17.858	59.251	+0.988	26.141	15.857	17.253
2	9:28:16.307	58.449	+0.186	25.590	15.790	17.069

[223] Alexandr Machac

1	9:27:27.988	59.601		26.465	15.977	17.159
2	9:28:27.704	59.716	+0.115	26.360	16.007	17.349

Orbits





DMKM - Mini

Qualifying Practice

Track length: 1.315 Km

Session Started: 11:35:05

Best Lap by: 244 - Milan Rossi - 57.061


Rank	#	Driver	Nat	Sponsor Entrant	Nat	License E-License	Make	laps	Best Lap	Diff	In Lap	Penalty
1	244	Milan Rossi	DEU	Lanari Racing Team	DEU	NKA13619 KBF17166	KR/IAME/Vega	4	57.061		2	
2	241	Damian Luca Zeller	DEU	APEX Performance	DEU	NKA28615 KBF38438	Maranello/TM/Vega	5	57.526	0.465	2	
3	285	Felix Gronneck	DEU	CRG Holland	NLD	NKA16373 IBL15521007	CRG/TM/Vega	4	57.621	0.560	1	
4	214	Henri Möhring	DEU	ADAC Hessen-Thüringen e.V. TB Racing Team	DEU	NKA16972 KBF38262	KR/IAME/Vega	5	57.653	0.592	2	
5	221	Devin Titz	DEU	CRG Holland	NLD	NKA14835 IBL15521	CRG/TM/Vega	5	57.680	0.619	3	
6	222	Carlos Nees	DEU	NEES RACING	DEU	NKA17874 KBF17863	KR/IAME/Vega	5	57.681	0.620	5	
7	208	Roman Meister	DEU	TSUNAMI R.T.	ITA	NKA27196 IBL181	KR/IAME/Vega	5	57.706	0.645	2	
8	277	Nick Ried	DEU	Lanari Racing Team	DEU	NKA10695 KBF17166	KR/IAME/Vega	5	57.797	0.736	5	
9	220	Neo Knapp	DEU	Team NKS	DEU	NKA11204 KBF42057	DR/TM/Vega	5	57.824	0.763	2	
10	301	Senn Lindeman	NLD	Paauwer Kart Racing	NLD	NKA50470 IBL19655006	Birel ART/IAME/Vega	5	57.870	0.809	2	
11	274	Bruno Kortekaas	NLD	CRG Holland	NLD	NKA52405 IBL15521007	CRG/TM/Vega	4	57.896	0.835	4	
12	247	Ben Schumacher	DEU	ADAC Team Weser-Ems e.V. CRG Holland	NLD	NKA10666 IBL15521008	CRG/TM/Vega	5	57.948	0.887	1	
13	219	Gustav Christensen	SWE	CRG Holland	NLD	NKA133604 IBL15521	CRG/TM/Vega	2	57.722	0.661	1	+ 5 pos.
14	255	Alex Huizer	NLD	CRG Holland	NLD	NKA52410 IBL15521007	CRG/TM /Vega	5	58.038	0.977	1	
15	294	Leo Klok	NLD	Miranda Klok-Holtjer	NLD	NKA52623 BEK52403	Oberon/IAME/Vega	4	58.050	0.989	1	
16	237	William Sterup Nielsen	DNK	CRG-Deutschland	DEU	NKA95174 KBF42811	CRG/TM/Vega	5	58.110	1.049	1	
17	311	Peter Gunther Mayer	CZE	SKYLARKS Karting Team	CZE	ITC-C24AS0680 IBL24AT00701	Praga/IAME/Vega	4	58.145	1.084	1	
18	321	Edin Keserovic	DEU	Lanari Racing Team	DEU	NKA45200 KBF42334	KR/IAME/Vega	5	58.226	1.165	2	
19	326	Marketa Rumlénova	CZE	SKYLARKS Karting Team	CZE	NKA24AS0872 IBL24AT00701	IPK/IAME/Vega	4	58.271	1.210	1	
20	304	Tiberius Müller	DEU	NEES RACING	DEU	NKA21274 KBF17863	Redspeed/IAME/Vega	5	58.272	1.211	2	
21	211	Presian Stoyanov	DEU	ADAC Berlin-Brandenburg e.V. TR Motorsport	DEU	NKA30339 KBF42809	RS/IAME/Vega	5	58.329	1.268	2	
22	223	Alexandr Machac	CZE	SIM-ON	DEU	NTG C24AS0666 KBF39246	Drago Corse/TM/Vega	5	58.429	1.368	5	
23	233	Ruben Opitz	DEU	NEES RACING	DEU	NKA10450 KBF38362	KR/IAME/Vega	4	58.199	1.138	1	+ 5 pos
24	225	Noel Mannsperger	DEU	NEES RACING	DEU	NKA11122 KBF17863	KR/IAME/Vega	5	58.444	1.383	2	
25	224	Paul Bernhard	DEU	Valier Motorsport	DEU	NKA41687 KBF39300	Energy/TM/Vega	5	58.463	1.402	1	
26	307	Diego Schulze	DEU	Apex Performance	DEU	NKA15946 BIF38438	Oberon/IAME/Komet	5	58.512	1.451	3	
27	275	Mico Lionn Schweers	DEU	Swantje Schweers	DEU	NKA26817 BEK26817	Oberon/IAME/Vega	5	58.632	1.571	4	
28	249	Jonas Hubacek	CZE	Michal Hubacek	CZE	NKA24AS0050 IBL24AT00121	MS KART/TM/Vega	5	58.893	1.832	5	
29	266	Lean Kircher	DEU	ADAC Hessen-Thüringen e.V. Ebert Motorsport	DEU	NKA25532 KBF38528	Alonso Kart/TM/Vega	1	59.028	1.967	1	
30	212	Jonathan Maier	DEU	7L-Performance	DEU	NKA41248 KBF38668	Tony Kart/TM/Vega	0			0	

Announcements

219,233 + 5 pos front fairing

Timekeeper
M.Riehmers

Race Director
H.Seidel



INT. ADAC Kartrennen Arena E

DMKM - Mini

Arena E Mülsen 1,315 Km

Qualifying Practice

10.08.2024 11:35

Qualifying (6:00 Time) started at 11:35:05

Lap	Time of Day	Lap Tm	Diff	SF Tm	S1 Tm	S2 Tm
(244) Milan Rossi						
1	11:37:59.472	57.293	+0.232	25.176	15.287	16.830
2	11:38:56.533	57.061		24.981	15.273	16.807
3	11:39:54.161	57.628	+0.567	25.233	15.439	16.956
4	11:40:51.701	57.540	+0.479	25.236	15.331	16.973
(241) Damian Luca Zeller						
1	11:37:13.298	57.760	+0.234	25.377	15.563	16.820
2	11:38:10.824	57.526		25.175	15.621	16.730
3	11:39:11.743	100.919	+3.393	25.300	16.168	19.451
4	11:40:09.756	58.013	+0.487	25.350	15.578	17.085
5	11:41:07.612	57.856	+0.330	25.356	15.594	16.906
(285) Felix Groneck						
1	11:38:02.629	57.621		25.188	15.721	16.712
2	11:39:00.784	58.155	+0.534	25.322	15.413	17.420
3	11:40:10.345	109.561	+11.940	34.091	17.618	17.852
4	11:41:08.573	58.228	+0.607	25.697	15.617	16.914
(214) Henri Möhring						
1	11:37:13.112	57.891	+0.238	25.397	15.597	16.897
2	11:38:10.765	57.653		25.287	15.570	16.796
3	11:39:11.867	101.102	+3.449	25.584	16.183	19.335
4	11:40:09.905	58.038	+0.385	25.301	15.738	16.999
5	11:41:07.718	57.813	+0.160	25.377	15.558	16.878
(221) Devin Titz						
1	11:38:07.425	58.719	+1.039	25.949	15.740	17.030
2	11:39:05.188	57.763	+0.083	25.064	15.667	17.032
3	11:40:02.868	57.680		25.358	15.461	16.861
4	11:41:01.160	58.292	+0.612	25.339	15.674	17.279
5	11:41:59.262	58.102	+0.422	25.426	15.671	17.005
(222) Carlos Nees						
1	11:38:02.570	57.950	+0.269	25.499	15.599	16.852
2	11:39:00.407	57.837	+0.156	25.482	15.508	16.847
3	11:39:58.318	57.911	+0.230	25.432	15.596	16.883
4	11:40:56.560	58.242	+0.561	25.498	15.730	17.014
5	11:41:54.241	57.681		25.197	15.497	16.987
(208) Roman Meister						
1	11:37:18.804	58.409	+0.703	25.743	15.696	16.970
2	11:38:16.510	57.706		25.314	15.506	16.886
3	11:39:14.403	57.893	+0.187	25.434	15.524	16.935
4	11:40:12.796	58.393	+0.687	25.764	15.600	17.029
5	11:41:10.810	58.014	+0.308	25.383	15.542	17.089
(277) Nick Ried						
1	11:38:01.503	58.250	+0.453	25.565	15.586	17.099
2	11:38:59.510	58.007	+0.210	25.423	15.535	17.049
3	11:39:58.005	58.495	+0.698	25.732	15.579	17.184
4	11:40:56.711	58.706	+0.909	26.132	15.609	16.965
5	11:41:54.508	57.797		25.378	15.428	16.991
(220) Neo Knapp						
1	11:37:13.778	58.173	+0.349	25.391	15.777	17.005
2	11:38:11.602	57.824		25.135	15.612	17.077
3	11:39:12.197	100.595	+2.771	25.329	15.841	19.425
4	11:40:10.329	58.132	+0.308	25.348	15.661	17.123
5	11:41:08.212	57.883	+0.059	25.391	15.523	16.969
(301) Senn Lindeman						
1	11:38:03.359	57.880	+0.010	25.414	15.532	16.934
2	11:39:01.229	57.870		25.322	15.573	16.975
3	11:39:59.640	58.411	+0.541	25.671	15.683	17.057
4	11:41:01.413	101.773	+3.903	27.065	16.152	18.556
5	11:41:59.601	58.188	+0.318	25.690	15.540	16.958
(274) Bruno Kortekaas						
1	11:38:14.105	57.994	+0.098	25.424	15.583	16.987
2	11:39:12.412	58.307	+0.411	25.286	15.689	17.332
3	11:40:10.767	58.355	+0.459	25.790	15.604	16.961
4	11:41:08.663	57.896		25.354	15.689	16.853

Lap	Time of Day	Lap Tm	Diff	SF Tm	S1 Tm	S2 Tm
(247) Ben Schumacher						
1	11:38:07.926	57.948		25.740	15.564	16.644
2	11:39:07.124	59.198	+1.250	26.653	15.720	16.825
3	11:40:05.477	58.353	+0.405	25.852	15.655	16.846
4	11:41:05.804	1:00.327	+2.379	25.955	16.903	17.469
5	11:42:04.384	58.580	+0.632	25.702	15.696	17.182
(219) Gustav Christensen						
1	11:38:07.787	57.722		25.430	15.526	16.766
2	11:39:08.092	1:00.305	+2.583	27.020	16.120	17.165
(255) Alex Huizer						
1	11:38:07.697	58.038		25.394	15.526	17.118
2	11:39:07.066	59.369	+1.331	26.240	15.900	17.229
3	11:40:05.420	58.354	+0.316	25.548	15.678	17.128
4	11:41:04.978	59.558	+1.520	25.751	16.599	17.208
5	11:42:03.687	58.709	+0.671	25.763	15.807	17.139
(294) Leo Klok						
1	11:38:09.476	58.050		25.542	15.644	16.864
2	11:39:08.227	58.751	+0.701	25.528	16.142	17.081
3	11:40:06.761	58.534	+0.484	25.812	15.782	16.940
4	11:41:06.345	59.584	+1.534	25.496	16.481	17.607
(237) William Sterup Nielsen						
1	11:38:08.481	58.110		25.687	15.658	16.765
2	11:39:08.066	59.585	+1.475	26.297	16.038	17.250
3	11:40:06.533	58.467	+0.357	25.855	15.631	16.981
4	11:41:05.513	58.980	+0.870	25.540	16.170	17.270
5	11:42:03.758	58.245	+0.135	25.673	15.626	16.946
(311) Peter Gunther Mayer						
1	11:38:06.309	58.145		25.543	15.558	17.044
2	11:39:05.069	58.760	+0.615	25.291	15.545	17.924
3	11:40:03.745	58.676	+0.531	26.130	15.627	16.919
4	11:41:06.659	1:02.914	+4.769	28.781	16.533	17.600
(321) Edin Keserovic						
1	11:38:05.297	1:00.072	+1.846	25.634	16.616	17.822
2	11:39:03.523	58.226		25.605	15.723	16.898
3	11:40:02.070	58.547	+0.321	25.765	15.741	17.041
4	11:41:05.872	1:03.802	+5.576	28.710	17.379	17.713
5	11:42:05.275	59.403	+1.177	26.153	15.986	17.264
(326) Marketa Rumlénová						
1	11:38:06.675	58.271		25.615	15.784	16.872
2	11:39:05.249	58.574	+0.303	25.554	16.055	16.965
3	11:40:03.679	58.430	+0.159	25.820	15.597	17.013
4	11:41:06.599	1:02.920	+4.649	29.501	16.322	17.097
(304) Tiberius Müller						
1	11:38:05.169	58.486	+0.214	25.718	15.708	17.060
2	11:39:03.441	58.272		25.519	15.686	17.067
3	11:40:01.982	58.541	+0.269	25.596	15.803	17.142
4	11:41:01.147	59.165	+0.893	26.016	15.645	17.504
5	11:41:59.543	58.396	+0.124	25.604	15.732	17.060
(211) Presian Stoyanov						
1	11:37:22.831	58.616	+0.287	25.738	15.738	17.140
2	11:38:21.160	58.329		25.585	15.669	17.075
3	11:39:19.520	58.360	+0.031	25.560	15.636	17.164
4	11:40:20.536	1:01.016	+2.687	27.534	16.158	17.324
5	11:41:19.144	58.608	+0.279	25.722	15.702	17.184
(223) Alexandr Machac						
1	11:37:20.816	58.863	+0.434	25.763	15.882	17.218
2	11:38:19.546	58.730	+0.301	25.778	15.823	17.129
3	11:39:18.178	58.632	+0.203	25.678	15.719	17.235
4	11:40:17.233	59.055	+0.626	25.768	15.804	17.483
5	11:41:15.662	58.429		25.663	15.710	17.066
(233) Ruben Opitz						
1	11:38:08.549	58.199		25.576	15.690	16.933

Orbits



INT. ADAC Kartrennen Arena E

DMKM - Mini

Arena E Mülsen 1,315 Km

Qualifying Practice

10.08.2024 11:35

Qualifying (6:00 Time) started at 11:35:05

Lap	Time of Day	Lap Tm	Diff	SF Tm	S1 Tm	S2 Tm	Lap	Time of Day	Lap Tm	Diff	SF Tm	S1 Tm	S2 Tm
2	11:39:08.543	59.994	+1.795	27.019	15.949	17.026							
3	11:40:07.032	58.489	+0.290	25.735	15.774	16.980							
4	11:41:07.030	59.998	+1.799	25.641	16.202	18.155							
(225) Noel Mannsperger													
1	11:38:05.424	58.623	+0.179	25.801	15.757	17.065							
2	11:39:03.868	58.444		25.736	15.677	17.031							
3	11:40:02.906	59.038	+0.594	25.505	15.793	17.740							
4	11:41:01.583	58.677	+0.233	25.896	15.693	17.088							
5	11:42:00.485	58.902	+0.458	26.004	15.770	17.128							
(224) Paul Bernhard													
1	11:38:06.612	58.463		25.709	15.795	16.959							
2	11:39:05.129	58.517	+0.054	25.545	15.756	17.216							
3	11:40:03.620	58.491	+0.028	25.657	15.754	17.080							
4	11:41:02.203	58.583	+0.120	25.652	15.785	17.146							
5	11:42:00.718	58.515	+0.052	25.587	15.784	17.144							
(307) Diego Schulze													
1	11:37:17.183	58.913	+0.401	25.894	15.785	17.234							
2	11:38:15.829	58.646	+0.134	25.640	15.606	17.400							
3	11:39:14.341	58.512		25.656	15.613	17.243							
4	11:40:13.283	58.942	+0.430	26.095	15.632	17.215							
5	11:41:15.043	1:01.760	+3.248	25.677	15.532	20.551							
(275) Mico Lionn Schweers													
1	11:37:21.893	58.931	+0.299	25.904	15.800	17.227							
2	11:38:20.587	58.694	+0.062	25.813	15.605	17.276							
3	11:39:19.361	58.774	+0.142	25.858	15.591	17.325							
4	11:40:17.993	58.632		25.707	15.631	17.294							
5	11:41:16.758	58.755	+0.133	25.690	15.730	17.345							
(249) Jonas Hubacek													
1	11:37:32.711	59.046	+0.153	26.084	15.653	17.309							
2	11:38:32.445	59.734	+0.841	25.807	15.678	18.249							
3	11:39:33.558	1:01.113	+2.220	27.296	16.259	17.558							
4	11:40:32.874	59.316	+0.423	26.138	15.722	17.456							
5	11:41:31.767	58.893		25.853	15.574	17.466							
(266) Lean Kircher													
1	11:38:07.616	59.028		25.896	15.672	17.460							



DKM Round 5

Class: DMKM - Mini

Date/Time: 10.08.2024 14:45

Track:

Mülsen II

Heat:

Heat 1

Laps:

7 laps

Edition 1

			18	
			17	
			16	
Lean Kircher	266	Alonso Kart/TM/Vega	15	Jonathan Maier 212 Tony Kart/TM/Vega
	29			30
Mico Lionn Schweers	275	Oberon/IAME/Vega	14	Jonas Hubacek 249 MS KART/TM/Vega
	27			28
Paul Bernhard	224	Energy/TM/Vega	13	Diego Schulze 307 Oberon/Iame/Komet
	25			26
Ruben Opitz	233	KR/IAME/Vega	12	Noel Mannsperger 225 KR/IAME/Vega
	23			24
Presian Stoyanov	211	RS/IAME/Vega	11	Alexandr Machac 223 Drago Corse/TM/Vega
	21			22
Marketa Rumlenova	326	IPK/IAME/Vega	10	Tiberius Müller 304 Redspeed/IAME/Vega
	19			20
Peter Gunther Mayer	311	Praga/IAME/Vega	9	Edin Keserovic 321 KR/IAME/Vega
	17			18
Leo Klok	294	Oberon/IAME/Vega	8	William Sterup Nielsen 237 CRG/TM/Vega
	15			16
Gustav Christensen	219	CRG/TM/Vega	7	Alex Huizer 255 CRG/TM/Vega
	13			14
Bruno Kortekaas	274	CRG/TM/Vega	6	Ben Schumacher 247 CRG/TM/Vega
	11			12
Neo Knapp	220	DR/TM/Vega	5	Senn Lindeman 301 Birel ART/IAME/Vega
	9			10
Roman Meister	208	KR/IAME/Vega	4	Nick Ried 277 KR/IAME/Vega
	7			8
Devin Titz	221	CRG/TM/Vega	3	Carlos Nees 222 KR/IAME/Vega
	5			6
Felix Gronneck	285	CRG/TM/Vega	2	Henri Möhring 214 KR/IAME/Vega
	3			4
Milan Rossi	244	KR/IAME/Vega	1	Damian Luca Zeller 241 Maranello/TM/Vega
	1			2

Pole Position

printed 10.08.2024 12:07





DKM Round 5

Class: DMKM - Mini

Date/Time: 10.08.2024 17:15

Track:

Mülsen II

Heat:

Heat 2

Laps:

7 laps

Edition 1

			18	
			17	
			16	
Lean Kircher	266	Alonso Kart/TM/Vega	15	Jonathan Maier
29				212
				30
Mico Lionn Schweers	275	Oberon/IAME/Vega	14	Jonas Hubacek
27				249
				28
Paul Bernhard	224	Energy/TM/Vega	13	Diego Schulze
25				307
				26
Ruben Opitz	233	KR/IAME/Vega	12	Noel Mannsperger
23				225
				24
Presian Stoyanov	211	RS/IAME/Vega	11	Alexandr Machac
21				223
				22
Marketa Rumlenova	326	IPK/IAME/Vega	10	Tiberius Müller
19				304
				20
Peter Gunther Mayer	311	Praga/IAME/Vega	9	Edin Keserovic
17				321
				18
Leo Klok	294	Oberon/IAME/Vega	8	William Sterup Nielsen
15				237
				16
Gustav Christensen	219	CRG/TM/Vega	7	Alex Huizer
13				255
				14
Bruno Kortekaas	274	CRG/TM/Vega	6	Ben Schumacher
11				247
				12
Neo Knapp	220	DR/TM/Vega	5	Senn Lindeman
9				301
				10
Roman Meister	208	KR/IAME/Vega	4	Nick Ried
7				277
				8
Devin Titz	221	CRG/TM/Vega	3	Carlos Nees
5				222
				6
Felix Groneck	285	CRG/TM/Vega	2	Henri Möhring
3				214
				4
Milan Rossi	244	KR/IAME/Vega	1	Damian Luca Zeller
1				241
				2

Pole Position

printed 10.08.2024 12:07





DMKM - Mini

Qualifying Heat 1

Track length: 1.315 Km

Race Started: 14:47:58

Best Lap by: 244 - Milan Rossi - 57.926

Rank	#	Driver	Nat	Sponsor Entrant	Nat	License E-License	Make	laps	T. Time Diff	Best Lap	Penalty	Points
1	0	244 Milan Rossi	DEU	Lanari Racing Team	DEU	NKA13619 KBF17166	KR/IAME/Vega	7	6:47.677	57.926		50
2	3	221 Devin Titz	DEU	CRG Holland	NLD	NKA14835 IBL15521	CRG/TM/Vega	7	6:50.486 2.809	57.967		44
3	3	222 Carlos Nees	DEU	NEES RACING	DEU	NKA17874 KBF17863	KR/IAME/Vega	7	6:50.614 2.937	58.121		41
4	-1	285 Felix Groneck	DEU	CRG Holland	NLD	NKA16373 IBL15521007	CRG/TM/Vega	7	6:50.881 3.204	58.108		38
5	2	208 Roman Meister	DEU	TSUNAMI R.T.	ITA	NKA27196 IBL181	KR/IAME/Vega	7	6:53.361 5.684	58.600		36
6	-4	241 Damian Luca Zeller	DEU	APEX Performance	DEU	NKA28615 KBF38438	Maranello/TM/Vega	7	6:53.474 5.797	58.598		34
7	6	219 Gustav Christensen	SWE	CRG Holland	NLD	NKA133604 IBL15521	CRG/TM/Vega	7	6:53.721 6.044	57.964		32
8	9	311 Peter Gunther Mayer	CZE	SKYLARKS Karting Team	CZE	ITC-C24AS0680 IBL24AT00701	Praga/IAME/Vega	7	6:57.345 9.668	58.515		30
9	2	274 Bruno Kortekaas	NLD	CRG Holland	NLD	NKA52405 IBL15521007	CRG/TM/Vega	7	6:57.559 9.882	58.414		28
10	6	237 William Sterup Nielsen	DNK	CRG-Deutschland	DEU	NKA95174 KBF42811	CRG/TM/Vega	7	6:57.720 10.043	58.348		27
11	-1	301 Senn Lindeman	NLD	Paauper Kart Racing	NLD	NKA50470 IBL19655006	Birel ART/IAME/Vega	7	6:58.332 10.655	58.388		26
12	2	255 Alex Huizer	NLD	CRG Holland	NLD	NKA52410 IBL15521007	CRG/TM /Vega	7	6:58.379 10.702	58.565		25
13	2	294 Leo Klok	NLD	Miranda Klok-Holtjer	NLD	NKA52623 BEK52403	Oberon/IAME/Vega	7	6:58.431 10.754	58.480		24
14	-6	277 Nick Ried	DEU	Lanari Racing Team	DEU	NKA10695 KBF17166	KR/IAME/Vega	7	6:58.465 10.788	58.545		23
15	3	321 Edin Keserovic	DEU	Lanari Racing Team	DEU	NKA45200 KBF42334	KR/IAME/Vega	7	6:58.764 11.087	58.491		22
16	7	233 Ruben Opitz	DEU	NEES RACING	DEU	NKA10450 KBF38362	KR/IAME/Vega	7	7:00.395 12.718	58.789		21
17	-8	220 Neo Knapp	DEU	Team NKS	DEU	NKA11204 KBF42057	DR/TM/Vega	7	7:00.607 12.930	58.544		20
18	3	211 Presian Stoyanov	DEU	ADAC Berlin-Brandenburg e.V. TR Motorsport	DEU	NKA30339 KBF42809	RS/IAME/Vega	7	7:01.043 13.366	58.642		19
19	0	326 Marketa Rumlenova	CZE	SKYLARKS Karting Team	CZE	NKA24AS0872 IBL24AT00701	IPK/IAME/Vega	7	7:01.423 13.746	58.659		18
20	8	249 Jonas Hubacek	CZE	Michal Hubacek	CZE	NKA24AS0050 IBL24AT00121	MS KART/TM/Vega	7	7:01.624 13.947	58.748		17
21	-9	247 Ben Schumacher	DEU	ADAC Team Weser-Ems e.V. CRG Holland	NLD	NKA10666 IBL15521008	CRG/TM/Vega	7	7:01.728 14.051	58.292		16
22	-2	304 Tiberius Müller	DEU	NEES RACING	DEU	NKA21274 KBF17863	Redspeed/IAME/Vega	7	7:02.675 14.998	58.589		15
23	1	225 Noel Mannsperger	DEU	NEES RACING	DEU	NKA11122 KBF17863	KR/IAME/Vega	7	7:02.961 15.284	58.792		14
24	1	224 Paul Bernhard	DEU	Valier Motorsport	DEU	NKA41687 KBF39300	Energy/TM/Vega	7	7:03.372 15.695	58.950		13
25	2	275 Mico Lionn Schweers	DEU	Swantje Schweers	DEU	NKA26817 BEK26817	Oberon/IAME/Vega	7	7:03.690 16.013	58.901		12
26	-22	214 Henri Möhring	DEU	ADAC Hessen-Thüringen e.V. TB Racing Team	DEU	NKA16972 KBF38262	KR/IAME/Vega	7	7:04.439 16.762	58.125		11
27	-5	223 Alexandr Machac	CZE	SIM-ON	DEU	NTG C24AS0666 KBF39246	Drago Corse/TM/Vega	7	7:06.262 18.585	58.817		10
28	-2	307 Diego Schulze	DEU	Apex Performance	DEU	NKA15946 BIF38438	Oberon/Iame/Komet	7	7:06.698 19.021	59.006		9
29	0	266 Lean Kircher	DEU	ADAC Hessen-Thüringen e.V. Ebert Motorsport	DEU	NKA25532 KBF38528	Alonso Kart/TM/Vega	0				8

Not classified

DNS	212	Jonathan Maier	DEU	7L-Performance	DEU	NKA41248 KBF38668	Tony Kart/TM/Vega	0	DNS			6
-----	-----	----------------	-----	----------------	-----	----------------------	-------------------	---	-----	--	--	---


Timekeeper
M.Riehmers

Race Director
H.Seidel

Page 1/1

These results are provisional until the conclusion of any judicial and technical matters!

Printed: 10.08.2024 / 15:11



INT. ADAC Kartrennen Arena E

DMKM - Mini

Arena E Mülsen 1,315 Km

Qualifying Heat 1

10.08.2024 14:45

Race (7 Laps) started at 14:47:58

Lap	Time of Day	Lap Tm	Diff	SF Tm	S1 Tm	S2 Tm
(244) Milan Rossi						
1	14:48:58.028	59.188	+1.262	26.251	15.910	17.027
2	14:49:56.294	58.266	+0.340	25.566	15.679	17.021
3	14:50:54.486	58.192	+0.266	25.508	15.657	17.027
4	14:51:52.534	58.048	+0.122	25.423	15.598	17.027
5	14:52:50.565	58.031	+0.105	25.426	15.618	16.987
6	14:53:48.491	57.926		25.373	15.530	17.023
7	14:54:46.517	58.026	+0.100	25.381	15.576	17.069

Lap	Time of Day	Lap Tm	Diff	SF Tm	S1 Tm	S2 Tm
(221) Devin Titz						
1	14:48:58.925	59.949	+1.982	26.569	16.142	17.238
2	14:49:57.495	58.570	+0.603	25.530	15.913	17.127
3	14:50:55.814	58.319	+0.352	25.492	15.778	17.049
4	14:51:54.009	58.195	+0.228	25.504	15.694	16.997
5	14:52:51.976	57.967		25.349	15.699	16.919
6	14:53:51.152	59.176	+1.209	26.041	16.255	16.880
7	14:54:49.326	58.174	+0.207	25.346	15.650	17.178

Lap	Time of Day	Lap Tm	Diff	SF Tm	S1 Tm	S2 Tm
(222) Carlos Nees						
1	14:48:59.222	1:00.187	+2.066	26.869	16.271	17.047
2	14:49:57.808	58.586	+0.465	25.703	15.860	17.023
3	14:50:55.972	58.164	+0.043	25.467	15.701	16.996
4	14:51:54.185	58.213	+0.092	25.561	15.757	16.895
5	14:52:52.306	58.121		25.438	15.763	16.920
6	14:53:51.170	58.864	+0.743	25.577	16.140	17.147
7	14:54:49.454	58.284	+0.163	25.494	15.717	17.073

Lap	Time of Day	Lap Tm	Diff	SF Tm	S1 Tm	S2 Tm
(285) Felix Gronbeck						
1	14:48:58.343	59.435	+1.327	26.412	16.001	17.022
2	14:49:56.816	58.473	+0.365	25.628	15.830	17.015
3	14:50:54.924	58.108		25.460	15.690	16.958
4	14:51:53.471	58.547	+0.439	25.581	15.737	17.229
5	14:52:51.909	58.438	+0.330	25.589	15.752	17.097
6	14:53:51.480	59.571	+1.463	25.899	16.681	16.991
7	14:54:49.721	58.241	+0.133	25.457	15.698	17.086

Lap	Time of Day	Lap Tm	Diff	SF Tm	S1 Tm	S2 Tm
(208) Roman Meister						
1	14:48:59.184	1:00.141	+1.541	26.731	16.282	17.128
2	14:49:58.369	59.185	+0.585	26.073	16.020	17.092
3	14:50:56.969	58.600		25.703	15.783	17.114
4	14:51:55.856	58.887	+0.287	25.735	15.952	17.200
5	14:52:54.791	58.935	+0.335	25.848	15.931	17.156
6	14:53:53.453	58.662	+0.062	25.678	15.876	17.108
7	14:54:52.201	58.748	+0.148	25.711	15.828	17.209

Lap	Time of Day	Lap Tm	Diff	SF Tm	S1 Tm	S2 Tm
(241) Damian Luca Zeller						
1	14:48:59.793	1:00.855	+2.257	27.348	16.369	17.138
2	14:49:58.653	58.860	+0.262	25.707	16.068	17.085
3	14:50:57.323	58.670	+0.072	25.629	15.907	17.134
4	14:51:55.993	58.670	+0.072	25.663	15.877	17.130
5	14:52:54.924	58.931	+0.333	25.783	16.025	17.123
6	14:53:53.716	58.792	+0.194	25.608	16.082	17.102
7	14:54:52.314	58.598		25.507	15.896	17.195

Lap	Time of Day	Lap Tm	Diff	SF Tm	S1 Tm	S2 Tm
(219) Gustav Christensen						
1	14:49:01.126	1:01.874	+3.910	28.130	16.497	17.247
2	14:49:59.557	58.431	+0.467	25.680	15.758	16.993
3	14:50:59.201	59.644	+1.680	26.128	16.158	17.358
4	14:51:57.898	58.697	+0.733	25.798	15.866	17.033
5	14:52:56.376	58.478	+0.514	25.640	15.718	17.120
6	14:53:54.597	58.221	+0.257	25.529	15.669	17.023
7	14:54:52.561	57.964		25.418	15.568	16.978

Lap	Time of Day	Lap Tm	Diff	SF Tm	S1 Tm	S2 Tm
(311) Peter Gunther Mayer						
1	14:49:02.373	1:02.931	+4.416	29.393	16.322	17.216
2	14:50:01.254	58.881	+0.366	25.869	15.845	17.167
3	14:51:00.142	58.888	+0.373	25.851	15.900	17.137
4	14:52:00.247	1:00.105	+1.590	26.025	16.826	17.254
5	14:52:58.935	58.688	+0.173	25.715	15.791	17.182
6	14:53:57.450	58.515		25.757	15.719	17.039
7	14:54:56.185	58.735	+0.220	25.553	15.845	17.337

Lap	Time of Day	Lap Tm	Diff	SF Tm	S1 Tm	S2 Tm
(274) Bruno Kortekaas						
1	14:48:59.853	1:00.739	+2.195	27.253	16.416	17.070
2	14:49:59.028	59.175	+0.631	26.003	16.034	17.138

Lap	Time of Day	Lap Tm	Diff	SF Tm	S1 Tm	S2 Tm
(237) William Sterup Nielsen						
1	14:49:00.768	1:01.586	+3.172	28.083	16.418	17.085
2	14:49:59.298	58.530	+0.116	25.582	16.100	16.848
3	14:50:59.454	1:00.156	+1.742	26.525	16.401	17.230
4	14:52:00.188	1:00.734	+2.320	26.625	16.817	17.292
5	14:52:59.180	58.992	+0.578	25.977	15.899	17.116
6	14:53:57.594	58.414		25.596	15.840	16.978
7	14:54:56.399	58.805	+0.391	25.502	15.948	17.355

Lap	Time of Day	Lap Tm	Diff	SF Tm	S1 Tm	S2 Tm
(301) Senn Lindeman						
1	14:49:03.252	1:03.769	+5.421	30.348	16.290	17.131
2	14:50:01.916	58.664	+0.316	25.750	15.858	17.056
3	14:51:00.385	58.469	+0.121	25.717	15.761	16.991
4	14:52:00.538	1:00.153	+1.805	26.035	16.883	17.235
5	14:52:59.443	58.905	+0.557	26.000	15.866	17.039
6	14:53:57.791	58.348		25.604	15.816	16.928
7	14:54:56.560	58.769	+0.421	25.564	15.808	17.397

Lap	Time of Day	Lap Tm	Diff	SF Tm	S1 Tm	S2 Tm
(255) Alex Huizer						
1	14:49:04.135	1:04.962	+6.574	31.006	16.795	17.161
2	14:50:03.017	58.882	+0.494	25.897	16.003	16.982
3	14:51:01.762	58.745	+0.357	25.707	15.850	17.188
4	14:52:01.399	59.637	+1.249	25.799	16.352	17.486
5	14:53:00.047	58.648	+0.260	25.650	15.882	17.116
6	14:53:58.435	58.388		25.634	15.817	16.937
7	14:54:57.172	58.737	+0.349	25.752	15.710	17.275

Lap	Time of Day	Lap Tm	Diff	SF Tm	S1 Tm	S2 Tm
(294) Leo Klok						
1	14:49:00.672	1:01.296	+2.731	27.802	16.337	17.157
2	14:49:59.237	58.565		25.585	15.953	17.027
3	14:50:59.421	1:00.184	+1.619	26.424	16.399	17.361
4	14:51:58.715	59.294	+0.729	26.083	16.028	17.183
5	14:52:57.911	59.196	+0.631	25.927	15.991	17.278
6	14:53:56.833	58.922	+0.357	25.882	15.932	17.108
7	14:54:57.219	1:00.386	+1.821	25.763	16.097	18.526

Lap	Time of Day	Lap Tm	Diff	SF Tm	S1 Tm	S2 Tm
(277) Nick Ried						
1	14:49:01.701	1:02.359	+3.879	28.748	16.439	17.172
2	14:50:00.181	58.480		25.647	15.785	17.048
3	14:51:01.692	1:01.511	+3.031	25.731		
4	14:52:01.466	59.774	+1.294	26.389	16.147	17.238
5	14:53:00.114	58.648	+0.168	25.679	15.975	16.994
6	14:53:58.660	58.546	+0.066	25.631	15.970	16.945
7	14:54:57.271	58.611	+0.131	25.713	15.671	17.227

Lap	Time of Day	Lap Tm	Diff	SF Tm	S1 Tm	S2 Tm
(294) Leo Klok						
1	14:49:01.701	1:02.359	+3.879	28.748	16.439	17.172
2	14:50:00.181	58.480		25.647	15.785	17.048
3	14:51:01.692	1:01.511	+3.031	25.731		
4	14:52:01.466	59.774	+1.294	26.389	16.147	17.238
5	14:53:00.114	58.648	+0.168	25.679	15.975	16.994
6	14:53:58.660	58.546	+0.066	25.631	15.970	16.945
7	14:54:5					

INT. ADAC Kartrennen Arena E

DMKM - Mini

Arena E Mülsen 1,315 Km

Qualifying Heat 1

10.08.2024 14:45

Race (7 Laps) started at 14:47:58

Lap	Time of Day	Lap Tm	Diff	SF Tm	S1 Tm	S2 Tm
3	14:50:59.418	1:00.390	+1.846	26.556	16.117	17.717
4	14:52:02.809	1:03.391	+4.847	26.552	18.074	18.765
5	14:53:01.548	58.739	+0.195	25.585	16.045	17.109
6	14:54:00.903	59.365	+0.811	26.282	15.907	17.166
7	14:54:59.447	58.544		25.638	15.738	17.168

(211) Presian Stoyanov

1	14:49:04.078	1:04.327	+5.685	30.193	16.884	17.250
2	14:50:03.413	59.335	+0.693	26.140	16.027	17.168
3	14:51:02.141	58.728	+0.086	25.786	15.772	17.170
4	14:52:02.883	1:00.742	+2.100	26.104	16.158	18.480
5	14:53:01.900	59.017	+0.375	25.830	15.964	17.223
6	14:54:01.241	59.341	+0.699	26.310	15.941	17.090
7	14:54:59.883	58.642		25.637	15.826	17.179

(326) Marketa Rumlénova

1	14:49:05.466	1:05.794	+7.135	30.652	17.541	17.601
2	14:50:05.097	59.631	+0.972	26.335	15.978	17.318
3	14:51:04.411	59.314	+0.655	26.053	15.934	17.327
4	14:52:03.466	59.055	+0.396	25.832	15.918	17.305
5	14:53:02.377	58.911	+0.252	25.778	15.802	17.331
6	14:54:01.604	59.227	+0.568	25.909	16.065	17.253
7	14:55:00.263	58.659		25.699	15.756	17.204

(249) Jonas Hubacek

1	14:49:05.788	1:05.276	+6.528	30.147	17.717	17.412
2	14:50:05.748	59.960	+1.212	26.283	16.557	17.120
3	14:51:04.986	59.238	+0.490	25.882	16.015	17.341
4	14:52:03.788	58.802	+0.054	25.711	15.934	17.157
5	14:53:02.648	58.860	+0.112	25.786	15.813	17.261
6	14:54:01.716	59.068	+0.320	25.838	16.061	17.169
7	14:55:00.464	58.748		25.708	15.818	17.222

(247) Ben Schumacher

1	14:49:06.360	1:07.072	+8.780	31.734	18.055	17.283
2	14:50:06.283	59.923	+1.631	26.070	16.679	17.174
3	14:51:06.365	1:00.082	+1.790	25.792	16.903	17.387
4	14:52:04.784	58.419	+0.127	25.534	15.845	17.040
5	14:53:03.101	58.317	+0.025	25.500	15.841	16.976
6	14:54:02.276	59.175	+0.883	25.692	16.401	17.082
7	14:55:00.568	58.292		25.443	15.787	17.062

(304) Tiberius Müller

1	14:49:05.978	1:06.161	+7.572	31.275	17.670	17.216
2	14:50:05.993	1:00.015	+1.426	26.238	16.644	17.133
3	14:51:06.747	1:00.754	+2.165	25.957	17.193	17.604
4	14:52:05.412	58.665	+0.076	25.675	15.916	17.074
5	14:53:04.001	58.589		25.638	15.868	17.183
6	14:54:02.802	58.801	+0.212	25.590	16.176	17.035
7	14:55:01.515	58.713	+0.124	25.783	15.826	17.104

(225) Noel Mansperger

1	14:49:04.508	1:04.447	+5.655	30.327	16.977	17.143
2	14:50:03.627	59.119	+0.327	26.158	15.898	17.063
3	14:51:02.658	59.031	+0.239	25.984	15.935	17.112
4	14:52:02.386	59.728	+0.936	25.897	16.217	17.614
5	14:53:01.178	58.792		25.829	15.855	17.108
6	14:54:02.742	1:01.564	+2.772	27.091	17.234	17.239
7	14:55:01.801	59.059	+0.267	25.829	16.082	17.148

(224) Paul Bernhard

1	14:49:05.402	1:05.236	+6.286	30.381	17.164	17.691
2	14:50:05.614	1:00.212	+1.262	26.595	16.446	17.171
3	14:51:04.677	59.063	+0.113	25.841	16.043	17.179
4	14:52:03.627	58.950		25.779	16.049	17.122
5	14:53:02.829	59.202	+0.252	25.847	16.215	17.140
6	14:54:03.248	1:00.419	+1.469	25.794	17.548	17.077
7	14:55:02.212	58.964	+0.014	25.865	15.951	17.148

(275) Mico Linn Schwears

1	14:49:05.914	1:05.678	+6.777	30.608	17.789	17.281
2	14:50:05.810	59.896	+0.995	26.246	16.601	17.049
3	14:51:05.052	59.242	+0.341	26.012	16.036	17.194
4	14:52:04.142	59.090	+0.189	25.948	15.953	17.189

Lap	Time of Day	Lap Tm	Diff	SF Tm	S1 Tm	S2 Tm
5	14:53:03.043	58.901		25.894	15.860	17.147
6	14:54:03.185	1:00.142	+1.241	26.036	16.920	17.186
7	14:55:02.530	59.345	+0.444	26.228	15.878	17.239

(214) Henri Möhring

1	14:49:12.394	1:13.382	+15.257	39.144	16.961	17.277
2	14:50:11.098	58.704	+0.579	25.691	15.880	17.133
3	14:51:09.628	58.530	+0.405	25.591	15.818	17.121
4	14:52:07.908	58.280	+0.155	25.527	15.729	17.024
5	14:53:06.672	58.764	+0.639	25.602	15.753	17.409
6	14:54:05.154	58.482	+0.357	25.576	15.868	17.038
7	14:55:03.279	58.125		25.454	15.674	16.997

(223) Alexandr Machac

1	14:49:06.708	1:06.779	+7.962	31.249	18.218	17.312
2	14:50:06.366	59.658	+0.841	26.004	16.612	17.042
3	14:51:07.628	1:01.262	+2.445	26.055	16.846	18.361
4	14:52:07.391	59.763	+0.946	26.554	15.983	17.226
5	14:53:06.899	59.508	+0.691	25.900	15.802	17.806
6	14:54:06.285	59.386	+0.569	26.183	15.976	17.227
7	14:55:05.102	58.817		25.655	15.835	17.327

(307) Diego Schultze

1	14:49:07.246	1:07.060	+8.054	30.992	18.439	17.629
2	14:50:06.673	59.427	+0.421	25.971	16.230	17.226
3	14:51:07.587	1:00.914	+1.908	26.063	16.628	18.223
4	14:52:07.305	59.718	+0.712	26.403	15.888	17.427
5	14:53:06.861	59.556	+0.550	26.456	15.805	17.295
6	14:54:06.532	59.671	+0.665	26.430	15.979	17.262
7	14:55:05.538	59.006		25.759	15.942	17.305

INT. ADAC Kartrennen Arena E

Lapchart

DMKM - Mini

Arena E Mülsen 1,315 Km

Qualifying Heat 1

10.08.2024 14:45

Race (7 Laps) started at 14:47:58

Competitors	Laps							
	0	1	2	3	4	5	6	7
Milan Rossi (244)	1	244	244	244	244	244	244	244
Felix Groneck (285)	2	285	285	285	285	285	221	221
Damian Luca Zeller (241)	3	241	221	221	221	221	222	222
Devin Titz (221)	4	221	208	222	222	222	285	285
Henri Möhring (214)	5	214	222	208	208	208	208	208
Carlos Nees (222)	6	222	241	241	241	241	241	241
Roman Meister (208)	7	208	220	220	219	219	219	219
Nick Ried (277)	8	277	255	255	220	255	255	311
Neo Knapp (220)	9	220	274	274	255	274	311	274
Senn Lindeman (301)	10	301	219	219	274	311	274	237
Bruno Kortekaas (274)	11	274	294	294	311	237	237	301
Gustav Christensen (219)	12	219	311	311	237	277	277	255
Ben Schumacher (247)	13	247	237	237	277	301	301	294
Leo Klok (294)	14	294	277	277	321	294	294	277
Alex Huizer (255)	15	255	321	321	294	321	321	321
Peter Gunther Mayer (311)	16	311	211	301	301	233	233	233
William Sterup Nielsen (237)	17	237	301	211	211	225	225	220
Edin Keserovic (321)	18	321	233	233	233	220	220	211
Marketa Rumlenova (326)	19	326	225	225	225	211	211	326
Presian Stoyanov (211)	20	211	224	326	326	326	249	249
Tiberius Müller (304)	21	304	326	224	224	224	249	247
Ruben Opitz (233)	22	233	249	249	249	249	224	225
Alexandr Machac (223)	23	223	275	275	275	275	304	225
Noel Mannsperger (225)	24	225	304	304	247	247	247	275
Paul Bernhard (224)	25	224	247	247	304	304	304	224
Diego Schulze (307)	26	307	223	223	307	307	214	214
Mico Lionn Schweers (275)	27	275	307	307	223	223	307	223
Jonas Hubacek (249)	28	249	214	214	214	214	223	307
-	29							
-	30							



DMKM - Mini

Qualifying Heat 2

Track length: 1.315 Km

Race Started: 17:19:19

Best Lap by: 244 - Milan Rossi - 57.703

Rank	#	Driver	Nat	Sponsor Entrant	Nat	License E-License	Make	laps	T. Time Diff	Best Lap	Penalty	Points
1	0	244 Milan Rossi	DEU	Lanari Racing Team	DEU	NKA13619 KBF17166	KR/IAME/Vega	7	6:48.242	57.703		50
2	4	222 Carlos Nees	DEU	NEES RACING	DEU	NKA17874 KBF17863	KR/IAME/Vega	7	6:50.622 2.380	58.135		44
3	0	285 Felix Groneck	DEU	CRG Holland	NLD	NKA16373 IBL15521007	CRG/TM/Vega	7	6:51.269 3.027	58.075		41
4	1	221 Devin Titz	DEU	CRG Holland	NLD	NKA14835 IBL15521	CRG/TM/Vega	7	6:51.791 3.549	58.087		38
5	-1	214 Henri Möhring	DEU	ADAC Hessen-Thüringen e.V. TB Racing Team	DEU	NKA16972 KBF38262	KR/IAME/Vega	7	6:52.098 3.856	57.879		36
6	1	208 Roman Meister	DEU	TSUNAMI R.T.	ITA	NKA27196 IBL181	KR/IAME/Vega	7	6:55.009 6.767	58.520		34
7	3	301 Senn Lindeman	NLD	Paauwer Kart Racing	NLD	NKA50470 IBL19655006	Birel ART/IAME/Vega	7	6:55.028 6.786	58.442		32
8	4	247 Ben Schumacher	DEU	ADAC Team Weser-Ems e.V. CRG Holland	NLD	NKA10666 IBL15521008	CRG/TM/Vega	7	6:56.049 7.807	58.675		30
9	4	219 Gustav Christensen	SWE	CRG Holland	NLD	NKA133604 IBL15521	CRG/TM/Vega	7	6:56.050 7.808	58.404		28
10	6	237 William Sterup Nielsen	DNK	CRG-Deutschland	DEU	NKA95174 KBF42811	CRG/TM/Vega	7	6:56.289 8.047	58.280		27
11	4	294 Leo Klok	NLD	Miranda Klok-Holtjier	NLD	NKA52623 BEK52403	Oberon/IAME/Vega	7	6:56.951 8.709	58.561		26
12	-10	241 Damian Luca Zeller	DEU	APEX Performance	DEU	NKA28615 KBF38438	Maranello/TM/Vega	7	6:57.432 9.190	58.240		25
13	-5	277 Nick Ried	DEU	Lanari Racing Team	DEU	NKA10695 KBF17166	KR/IAME/Vega	7	6:57.618 9.376	58.365		24
14	3	311 Peter Gunther Mayer	CZE	SKYLARKS Karting Team	CZE	ITC-C24AS0680 IBL24AT00701	Praga/IAME/Vega	7	6:58.205 9.963	58.280		23
15	-4	274 Bruno Kortekaas	NLD	CRG Holland	NLD	NKA52405 IBL15521007	CRG/TM/Vega	7	6:58.922 10.680	58.308		22
16	3	326 Marketa Rumlenova	CZE	SKYLARKS Karting Team	CZE	NKA24AS0872 IBL24AT00701	IPK/IAME/Vega	7	6:59.131 10.889	58.456		21
17	1	321 Edin Keserovic	DEU	Lanari Racing Team	DEU	NKA45200 KBF42334	KR/IAME/Vega	7	6:59.386 11.144	58.597		20
18	-9	220 Neo Knapp	DEU	Team NKS	DEU	NKA11204 KBF42057	DR/TM/Vega	7	6:59.638 11.396	58.507		19
19	5	225 Noel Mannsperger	DEU	NEES RACING	DEU	NKA11122 KBF17863	KR/IAME/Vega	7	7:01.273 13.031	58.856		18
20	1	211 Presian Stoyanov	DEU	ADAC Berlin-Brandenburg e.V. TR Motorsport	DEU	NKA30339 KBF42809	RS/IAME/Vega	7	7:02.209 13.967	58.856		17
21	6	275 Mico Lionn Schweers	DEU	Swantje Schweers	DEU	NKA26817 BEK26817	Oberon/IAME/Vega	7	7:02.750 14.508	58.686		16
22	6	249 Jonas Hubacek	CZE	Michal Hubacek	CZE	NKA24AS0050 IBL24AT00121	MS KART/TM/Vega	7	7:03.285 15.043	58.907		15
23	3	307 Diego Schulze	DEU	Apex Performance	DEU	NKA15946 BIF38438	Oberon/IAME/Komet	7	7:12.808 24.566	59.225		14
24	5	266 Lean Kircher	DEU	ADAC Hessen-Thüringen e.V. Ebert Motorsport	DEU	NKA25532 KBF38528	Alonso Kart/TM/Vega	7	7:16.676 28.434	59.459		13
25	-2	233 Ruben Opitz	DEU	NEES RACING	DEU	NKA10450 KBF38362	KR/IAME/Vega	7	7:29.693 41.451	59.112	+ 5 sec	12
26	-12	255 Alex Huizer	NLD	CRG Holland	NLD	NKA52410 IBL15521007	CRG/TM/Vega	7	7:30.441 42.199	58.853		11
27	-2	224 Paul Bernhard	DEU	Valier Motorsport	DEU	NKA41687 KBF39300	Energy/TM/Vega	7	7:44.256 56.014	59.379		10
28	-8	304 Tiberius Müller	DEU	NEES RACING	DEU	NKA21274 KBF17863	Redspeed/IAME/Vega	0	0.890 7 Laps			9
29	-7	223 Alexandr Machac	CZE	SIM-ON	DEU	NTG C24AS0666 KBF39246	Drago Corse/TM/Vega	0	1.050 7 Laps			8

Not classified

DNS	212	Jonathan Maier	DEU	7L-Performance	DEU	NKA41248 KBF38668	Tony Kart/TM/Vega	0	DNS			6
-----	-----	----------------	-----	----------------	-----	----------------------	-------------------	---	-----	--	--	---

Announcements

233 + 5 sec front fairing



INT. ADAC Kartrennen Arena E

DMKM - Mini

Arena E Mülsen 1,315 Km

Qualifying Heat 2

10.08.2024 17:15

Race (7 Laps) started at 17:19:19

Lap	Time of Day	Lap Tm	Diff	SF Tm	S1 Tm	S2 Tm
(244) Milan Rossi						
1	17:20:19.328	59.483	+1.780	26.321	16.035	17.127
2	17:21:18.068	58.740	+1.037	25.504	16.084	17.152
3	17:22:16.300	58.232	+0.529	25.504	15.736	16.992
4	17:23:14.560	58.260	+0.557	25.438	15.629	17.193
5	17:24:12.429	57.869	+0.166	25.267	15.646	16.956
6	17:25:10.384	57.955	+0.252	25.288	15.604	17.063
7	17:26:08.087	57.703		25.230	15.577	16.896

(222) Carlos Nees						
1	17:20:19.711	59.631	+1.496	26.365	16.027	17.239
2	17:21:18.746	59.035	+0.900	25.720	16.199	17.116
3	17:22:17.239	58.493	+0.358	25.499	15.840	17.154
4	17:23:15.745	58.506	+0.371	25.569	15.861	17.076
5	17:24:13.964	58.219	+0.084	25.416	15.765	17.038
6	17:25:12.099	58.135		25.268	15.764	17.103
7	17:26:10.467	58.368	+0.233	25.465	15.775	17.128

(285) Felix Gronck						
1	17:20:20.952	1:01.036	+2.961	27.547	16.196	17.293
2	17:21:19.872	58.920	+0.845	25.719	15.932	17.269
3	17:22:18.361	58.489	+0.414	25.551	15.808	17.130
4	17:23:16.611	58.250	+0.175	25.370	15.730	17.150
5	17:24:14.865	58.254	+0.179	25.414	15.790	17.050
6	17:25:12.940	58.075		25.412	15.602	17.061
7	17:26:11.114	58.174	+0.099	25.460	15.686	17.028

(221) Devin Titz						
1	17:20:21.046	1:01.066	+2.979	27.650	16.241	17.175
2	17:21:20.154	59.108	+1.021	25.754	16.150	17.204
3	17:22:18.908	58.754	+0.667	25.647	15.867	17.240
4	17:23:17.098	58.190	+0.103	25.483	15.749	16.958
5	17:24:15.391	58.293	+0.206	25.527	15.713	17.053
6	17:25:13.478	58.037		25.282	15.747	17.058
7	17:26:11.636	58.158	+0.071	25.514	15.668	16.976

(214) Henri Möhring						
1	17:20:21.540	1:01.525	+3.646	27.995	16.468	17.062
2	17:21:20.836	59.296	+1.417	26.078	16.056	17.162
3	17:22:19.532	58.696	+0.817	25.844	15.824	17.028
4	17:23:17.761	58.229	+0.350	25.423	15.771	17.035
5	17:24:15.953	58.192	+0.313	25.498	15.735	16.959
6	17:25:14.064	58.111	+0.232	25.393	15.722	16.996
7	17:26:11.943	57.879		25.343	15.665	16.871

(208) Roman Meister						
1	17:20:21.266	1:01.190	+2.670	27.836	16.435	16.919
2	17:21:20.969	59.703	+1.183	26.250	16.495	16.958
3	17:22:20.148	59.179	+0.659	26.028	16.138	17.013
4	17:23:18.668	58.520		25.575	15.871	17.074
5	17:24:17.314	58.646	+0.126	25.622	15.934	17.090
6	17:25:15.910	58.596	+0.076	25.684	15.847	17.065
7	17:26:14.854	58.944	+0.424	25.904	16.071	16.969

(301) Senn Lindeman						
1	17:20:21.878	1:01.604	+3.162	27.814	16.553	17.237
2	17:21:21.280	59.402	+0.960	25.963	16.263	17.176
3	17:22:20.207	58.927	+0.485	25.882	16.065	16.980
4	17:23:18.843	58.636	+0.194	25.690	15.890	17.056
5	17:24:17.586	58.743	+0.301	25.623	16.000	17.120
6	17:25:16.028	58.442		25.658	15.810	16.974
7	17:26:14.873	58.845	+0.403	25.711	15.959	17.175

(247) Ben Schumacher						
1	17:20:22.338	1:01.984	+3.309	27.937	16.770	17.277
2	17:21:21.858	59.520	+0.845	25.934	16.107	17.479
3	17:22:20.533	58.675		25.794	15.931	16.950
4	17:23:19.360	58.827	+0.152	25.650	15.835	17.342
5	17:24:18.055	58.695	+0.020	25.855	15.835	17.005
6	17:25:16.764	58.709	+0.034	25.953	15.872	16.884
7	17:26:15.894	59.130	+0.455	26.098	16.031	17.001

(219) Gustav Christensen						
---------------------------------	--	--	--	--	--	--

(237) William Sterup Nielsen						
1	17:20:23.411	1:02.924	+4.520	29.061	16.667	17.196
2	17:21:22.224	58.813	+0.409	25.821	15.803	17.189
3	17:22:21.087	58.863	+0.459	25.693	16.078	17.092
4	17:23:19.641	58.554	+0.150	25.544	15.840	17.170
5	17:24:18.242	58.601	+0.197	25.875	15.661	17.065
6	17:25:16.646	58.404		25.628	15.717	17.059
7	17:26:15.895	59.249	+0.845	26.151	15.909	17.189

(294) Leo Klok						
1	17:20:23.470	1:02.950	+4.670	28.656	17.157	17.137
2	17:21:22.479	59.009	+0.729	25.957	15.974	17.078
3	17:22:21.563	59.084	+0.804	25.876	16.162	17.046
4	17:23:19.936	58.373	+0.093	25.575	15.747	17.051
5	17:24:19.197	59.261	+0.981	26.182	16.115	16.964
6	17:25:17.477	58.230		25.555	15.741	16.984
7	17:26:16.134	58.657	+0.377	25.784	15.811	17.062

(241) Damian Luca Zeller						
1	17:20:22.465	1:01.901	+3.340	28.490	16.265	17.146
2	17:21:21.929	59.464	+0.903	25.901	16.221	17.342
3	17:22:20.813	58.884	+0.323	25.804	16.072	17.008
4	17:23:19.454	58.641	+0.080	25.633	15.860	17.148
5	17:24:18.442	58.988	+0.427	26.206	15.854	16.928
6	17:25:17.003	58.551		25.669	15.895	16.997
7	17:26:16.796	59.793	+1.232	26.823	15.938	17.032

(277) Nick Ried						
1	17:20:21.206	1:01.272	+3.032	27.685	16.598	16.989
2	17:21:20.774	59.568	+1.328	26.088	16.257	17.223
3	17:22:20.403	59.629	+1.389	26.298	16.345	16.986
4	17:23:19.301	58.898	+0.658	25.909	15.862	17.127
5	17:24:19.414	1:00.113	+1.873	26.839	16.313	16.961
6	17:25:17.654	58.240		25.591	15.680	16.969
7	17:26:17.277	59.623	+1.383	26.495	15.987	17.141

(311) Peter Gunther Mayer						
1	17:20:22.010	1:01.865	+3.500	28.013	16.725	17.127
2	17:21:22.206	1:00.196	+1.831	25.938	16.331	17.927
3	17:22:22.330	1:00.124	+1.759	26.331	16.569	17.224
4	17:23:20.897	58.567	+0.202	25.690	15.777	17.100
5	17:24:19.605	58.708	+0.343	25.568	16.151	16.989
6	17:25:17.970	58.365		25.536	15.748	17.081
7	17:26:17.463	59.493	+1.128	26.338	16.144	17.011

(274) Bruno Kortekaas						
1	17:20:22.981	1:02.334	+4.054	28.290	16.859	17.185
2	17:21:22.325	59.344	+1.064	25.864	16.091	17.389
3	17:22:22.069	59.744	+1.464	25.787	16.726	17.231
4	17:23:20.503	58.434	+0.154	25.623	15.716	17.095
5	17:24:18.783	58.230		25.642	15.703	16.935
6	17:25:17.070	58.287	+0.007	25.549	15.863	16.875
7	17:26:18.050	1:00.980	+2.700	27.256	16.707	17.017

(321) Edin Keserovic						
1	17:20:24.179	1:03.848	+5.540	29.212	17.402	17.234
2	17:21:24.488	1:00.309	+2.001	26.539	16.533	17.237
3	17:22:23.654	59.166	+0.858	25.926	16.090	17.150
4	17:23:22.340	58.686	+0.378	25.671	15.906	17.109
5	17:24:20.648	58.308		25.523	15.766	17.019
6	17:25:19.145	58.497	+0.189	25.519	15.919	17.059
7	17:26:18.767	59.622	+1.314	25.542	16.694	17.386

(326) Marketa Rumlenova						
1	17:20:23.782	1:03.064	+4.608	29.064	16.774	17.226
2	17:21:23.305	59.523	+1.067	26.042	16.122	17.359
3	17:22:22.422	59.117	+0.661	25.939	15.967	17.211

INT. ADAC Kartrennen Arena E

DMKM - Mini

Arena E Mülsen 1,315 Km

Qualifying Heat 2

10.08.2024 17:15

Race (7 Laps) started at 17:19:19

Lap	Time of Day	Lap Tm	Diff	SF Tm	S1 Tm	S2 Tm
3	17:22:24.665	59.719	+1.122	26.301	16.331	17.087
4	17:23:23.369	58.704	+0.107	25.765	15.920	17.019
5	17:24:21.977	58.608	+0.011	25.683	15.791	17.134
6	17:25:20.634	58.657	+0.060	25.693	15.818	17.146
7	17:26:19.231	58.597		25.662	15.844	17.091

(220) Neo Knapp

1	17:20:24.481	1:04.261	+5.764	29.588	17.384	17.289
2	17:21:24.330	59.849	+1.342	26.179	16.356	17.314
3	17:22:24.467	1:00.137	+1.630	26.629	16.240	17.268
4	17:23:23.383	58.916	+0.409	25.721	15.993	17.202
5	17:24:22.221	58.838	+0.331	25.906	15.861	17.071
6	17:25:20.976	58.755	+0.248	25.680	15.848	17.227
7	17:26:19.483	58.507		25.722	15.762	17.023

(225) Noel Mannsperger

1	17:20:24.648	1:03.556	+4.700	29.380	16.870	17.306
2	17:21:24.881	1:00.233	+1.377	26.302	16.457	17.474
3	17:22:24.527	59.646	+0.790	26.261	16.173	17.212
4	17:23:23.649	59.122	+0.266	26.194	15.886	17.042
5	17:24:22.505	58.856		25.817	15.879	17.160
6	17:25:21.895	59.390	+0.534	25.968	15.938	17.484
7	17:26:21.118	59.223	+0.367	25.984	15.911	17.328

(211) Presian Stoyanov

1	17:20:26.020	1:05.209	+6.353	31.086	16.710	17.413
2	17:21:25.716	59.696	+0.840	26.158	16.190	17.348
3	17:22:26.361	1:00.645	+1.789	25.987	17.195	17.463
4	17:23:25.336	58.976	+0.119	25.754	15.995	17.226
5	17:24:24.197	58.861	+0.005	25.751	15.886	17.224
6	17:25:23.198	59.001	+0.145	25.808	15.936	17.257
7	17:26:22.064	58.856		25.754	15.884	17.218

(275) Mico Lionn Schweers

1	17:20:25.708	1:04.512	+5.826	30.775	16.365	17.372
2	17:21:25.240	59.532	+0.846	26.183	16.025	17.324
3	17:22:26.451	1:01.211	+2.525	26.181	17.634	17.396
4	17:23:25.394	58.943	+0.257	25.754	16.064	17.125
5	17:24:24.676	59.282	+0.596	26.062	16.091	17.129
6	17:25:23.909	59.233	+0.547	26.023	15.937	17.273
7	17:26:22.595	58.686		25.656	15.817	17.213

(249) Jonas Hubacek

1	17:20:24.459	1:03.168	+4.261	28.936	16.871	17.361
2	17:21:24.959	1:00.500	+1.593	26.578	16.550	17.372
3	17:22:26.148	1:01.189	+2.282	26.415	17.153	17.621
4	17:23:25.181	59.033	+0.126	25.782	15.942	17.309
5	17:24:24.640	59.459	+0.552	26.169	16.079	17.211
6	17:25:24.223	59.583	+0.676	26.208	16.076	17.299
7	17:26:23.130	58.907		25.704	15.867	17.336

(307) Diego Schulze

1	17:20:35.105	1:13.929	+14.704	39.694	16.351	17.884
2	17:21:35.248	1:00.143	+0.918	26.346	16.159	17.638
3	17:22:35.054	59.806	+0.581	26.229	15.905	17.672
4	17:23:34.658	59.604	+0.379	26.156	15.893	17.555
5	17:24:33.883	59.225		25.976	15.712	17.637
6	17:25:33.336	59.453	+0.228	26.066	15.810	17.577
7	17:26:32.653	59.317	+0.092	25.893	15.800	17.624

(266) Lean Kircher

1	17:20:38.355	1:16.912	+17.453	42.614	16.447	17.851
2	17:21:38.614	1:00.259	+0.800	26.584	16.016	17.659
3	17:22:38.459	59.845	+0.386	26.334	16.004	17.507
4	17:23:38.015	59.556	+0.097	26.198	15.820	17.538
5	17:24:37.474	59.459		26.170	15.773	17.516
6	17:25:37.059	59.585	+0.126	26.186	15.783	17.616
7	17:26:36.521	59.462	+0.003	26.103	15.850	17.509

(233) Ruben Opitz

1	17:20:47.607	1:26.552	+27.440	51.778	16.870	17.904
2	17:21:47.766	1:00.159	+1.047	26.329	16.353	17.477
3	17:22:47.287	59.521	+0.409	26.038	16.092	17.391
4	17:23:46.611	59.324	+0.212	25.852	16.016	17.456


Lap	Time of Day	Lap Tm	Diff	SF Tm	S1 Tm	S2 Tm
5	17:24:46.001	59.390	+0.278	25.994	15.962	17.434
6	17:25:45.113	59.112		25.921	15.854	17.337
7	17:26:44.538	59.425	+0.313	25.988	15.998	17.439

(255) Alex Huizer

1	17:20:55.125	1:34.717	+35.864	1:00.385	16.658	17.674
2	17:21:54.866	59.741	+0.888	26.067	16.330	17.344
3	17:22:54.294	59.428	+0.575	25.960	16.173	17.295
4	17:23:53.384	59.090	+0.237	25.914	15.846	17.330
5	17:24:52.268	58.884	+0.031	25.800	15.939	17.145
6	17:25:51.121	58.853		25.777	15.890	17.186
7	17:26:50.286	59.165	+0.312	26.088	15.894	17.183

(224) Paul Bernhard

1	17:21:05.797	1:44.673	+45.294	1:09.930	16.930	17.813
2	17:22:06.013	1:00.216	+0.837	26.319	16.446	17.451
3	17:23:05.674	59.661	+0.282	26.037	16.164	17.460
4	17:24:05.410	59.736	+0.357	26.138	16.196	17.402
5	17:25:04.789	59.379		25.985	16.051	17.343
6	17:26:04.378	59.589	+0.210	25.983	16.078	17.186
7	17:27:04.101	59.723	+0.344	26.124	16.194	17.405



INT. ADAC Kartrennen Arena E

Lapchart

DMKM - Mini

Arena E Mülsen 1,315 Km

Qualifying Heat 2

10.08.2024 17:15

Race (7 Laps) started at 17:19:19

Competitors	Laps	Laps							
		0	1	2	3	4	5	6	7
Milan Rossi (244)	1	244	244	244	244	244	244	244	244
Felix Groneck (285)	2	285	222	222	222	222	222	222	222
Damian Luca Zeller (241)	3	241	285	285	285	285	285	285	285
Devin Titz (221)	4	221	221	221	221	221	221	221	221
Henri Möhring (214)	5	214	241	241	214	214	214	214	214
Roman Meister (208)	6	208	208	214	208	208	208	208	208
Carlos Nees (222)	7	222	214	208	301	301	301	301	301
Nick Ried (277)	8	277	301	301	241	241	247	219	247
Neo Knapp (220)	9	220	277	247	247	247	219	247	219
Senn Lindeman (301)	10	301	247	294	294	294	294	294	237
Bruno Kortekaas (274)	11	274	294	277	219	219	311	311	294
Ben Schumacher (247)	12	247	311	219	237	237	237	237	241
Alex Huizer (255)	13	255	219	311	311	311	241	241	277
Gustav Christensen (219)	14	219	237	237	277	277	277	277	311
William Sterup Nielsen (237)	15	237	326	326	326	326	326	326	274
Leo Klok (294)	16	294	274	220	274	274	274	274	326
Peter Gunther Mayer (311)	17	311	249	274	220	321	321	321	321
Edin Keserovic (321)	18	321	220	225	225	220	220	220	220
Marketa Rumlenova (326)	19	326	225	321	321	225	225	225	225
Tiberius Müller (304)	20	304	321	249	249	249	211	211	211
Presian Stoyanov (211)	21	211	275	275	211	211	249	275	275
Alexandr Machac (223)	22	223	211	211	275	275	275	249	249
Ruben Opitz (233)	23	233	307	307	307	307	307	307	307
Noel Mannsperger (225)	24	225	266	266	266	266	266	266	266
Paul Bernhard (224)	25	224	233	233	233	233	233	233	233
Diego Schulze (307)	26	307	255	255	255	255	255	255	255
Mico Lionn Schweers (275)	27	275	224	224	224	224	224	224	224
Jonas Hubacek (249)	28	249							
Lean Kircher (266)	29	266							
-	30								



DKM Round 5

DMKM - Mini

Mülsen II

Ranking after Heats

Pos. No.	Firstname	Lastname	Nat.		Nat.		Sponsor	Total points			Heat 1	Heat 2
			Dri	Entrant	Ent	Make		QP	PTS	Diff.		
1	244	Milan Rossi	DEU	Lanari Racing Team	DEU	KR/IAME/Vega		1	100		50	50
2	222	Carlos Nees	DEU	NEES RACING	DEU	KR/IAME/Vega		6	85	15	41	44
3	221	Devin Titz	DEU	CRG Holland	NLD	CRG/TM/Vega		5	82	18	44	38
4	285	Felix Groneck	DEU	CRG Holland	NLD	CRG/TM/Vega		3	79	21	38	41
5	208	Roman Meister	DEU	TSUNAMI R.T.	ITA	KR/IAME/Vega		7	70	30	36	34
6	219	Gustav Christensen	SWE	CRG Holland	NLD	CRG/TM/Vega		13	60	40	32	28
7	241	Damian Luca Zeller	DEU	APEX Performance	DEU	Maranello/TM/Vega		2	59	41	34	25
8	301	Senn Lindeman	NLD	Paauwer Kart Racing	NLD	Birel ART/IAME/Vega		10	58	42	26	32
9	237	William Sterup Nielsen	DNK	CRG-Deutschland	DEU	CRG/TM/Vega		16	54	46	27	27
10	311	Peter Gunther Mayer	CZE	SKYLARKS Karting Team	CZE	Praga/IAME/Vega		17	53	47	30	23
11	274	Bruno Kortekaas	NLD	CRG Holland	NLD	CRG/TM/Vega		11	50	50	28	22
12	294	Leo Klok	NLD	Miranda Klok-Holtjer	NLD	Oberon/IAME/Vega		15	50	50	24	26
13	214	Henri Möhring	DEU	TB Racing Team	DEU	KR/IAME/Vega	ADAC Hessen-Thüringen e.V.	4	47	53	11	36
14	277	Nick Ried	DEU	Lanari Racing Team	DEU	KR/IAME/Vega		8	47	53	23	24
15	247	Ben Schumacher	DEU	CRG Holland	NLD	CRG/TM/Vega	ADAC Team Weser-Ems e.V.	12	46	54	16	30
16	321	Edin Keserovic	DEU	Lanari Racing Team	DEU	KR/IAME/Vega		18	42	58	22	20
17	220	Neo Knapp	DEU	Team NKS	DEU	DR/TM/Vega		9	39	61	20	19
18	326	Marketa Rumlenova	CZE	SKYLARKS Karting Team	CZE	IPK/IAME/Vega		19	39	61	18	21
19	255	Alex Huizer	NLD	CRG Holland	NLD	CRG/TM /Vega		14	36	64	25	11
20	211	Presian Stoyanov	DEU	TR Motorsport	DEU	RS/IAME/Vega	ADAC Berlin-Brandenburg e.V.	21	36	64	19	17
21	233	Ruben Opitz	DEU	NEES RACING	DEU	KR/IAME/Vega		23	33	67	21	12
22	225	Noel Mannsperger	DEU	NEES RACING	DEU	KR/IAME/Vega		24	32	68	14	18
23	249	Jonas Hubacek	CZE	Michal Hubacek	CZE	MS KART/TM/Vega		28	32	68	17	15
24	275	Mico Lionn Schweers	DEU	Swantje Schweers	DEU	Oberon/IAME/Vega		27	28	72	12	16
25	304	Tiberius Müller	DEU	NEES RACING	DEU	Redspeed/IAME/Vega		20	24	76	15	9
26	224	Paul Bernhard	DEU	Valier Motorsport	DEU	Energy/TM/Vega		25	23	77	13	10
27	307	Diego Schulze	DEU	Apex Performance	DEU	Oberon/Iame/Komet		26	23	77	9	14
28	266	Lean Kircher	DEU	Ebert Motorsport	DEU	Alonso Kart/TM/Vega	ADAC Hessen-Thüringen e.V.	29	21	79	8	13
29	223	Alexandr Machac	CZE	SIM-ON	DEU	Drago Corse/TM/Vega		22	18	82	10	8
DNS	212	Jonathan Maier	DEU	7L-Performance	DEU	Tony Kart/TM/Vega		30	12	88	6	6

Announcements: These results are provisional until the conclusion of any judicial and technical matters

Racedirector Horst Seidel:



Timekeeping Monika Riehmers:



Printed: 10.08.2024 19:07

Posted at: h





DKM Round 5

Class: DMKM - Mini

Date/Time: 11.08.2024 11:51

Track:

Heat:

Laps:

Mülsen II

Superheat

9 laps

Edition 1

	35		18		36
	33		17		34
	31		16		32
Alexandr Machac	223	Drago Corse/TM/Vega	15	Jonathan Maier	212
	29				30
Diego Schulze	307	Oberon/Iame/Komet	14	Lean Kircher	266
	27				28
Tiberius Müller	304	Redspeed/IAME/Vega	13	Paul Bernhard	224
	25				26
Jonas Hubacek	249	MS KART/TM/Vega	12	Mico Lionn Schweers	275
	23				24
Ruben Opitz	233	KR/IAME/Vega	11	Noel Mannsperger	225
	21				22
Alex Huizer	255	CRG/TM/Vega	10	Presian Stoyanov	211
	19				20
Neo Knapp	220	DR/TM/Vega	9	Marketa Rumlenova	326
	17				18
Ben Schumacher	247	CRG/TM/Vega	8	Edin Keserovic	321
	15				16
Henri Möhring	214	KR/IAME/Vega	7	Nick Ried	277
	13				14
Bruno Kortekaas	274	CRG/TM/Vega	6	Leo Klok	294
	11				12
William Sterup Nielsen	237	CRG/TM/Vega	5	Peter Gunther Mayer	311
	9				10
Damian Luca Zeller	241	Maranello/TM/Vega	4	Senn Lindeman	301
	7				8
Roman Meister	208	KR/IAME/Vega	3	Gustav Christensen	219
	5				6
Devin Titz	221	CRG/TM/Vega	2	Felix Gronneck	285
	3				4
Milan Rossi	244	KR/IAME/Vega	1	Carlos Nees	222
	1				2

Pole Position

Row

printed 10.08.2024 19:07





DMKM - Mini

Warm Up Super Heat

Track length: 1.315 Km
Session Started: 8:54:59
Best Lap by: 244 - Milan Rossi - 57.316

Rank	#	Driver	Nat	Sponsor Entrant	Nat	License E-License	Make	laps	Best Lap	Diff	In Lap	Penalty
1	244	Milan Rossi	DEU	Lanari Racing Team	DEU	NKA13619 KBF17166	KR/IAME/Vega	6	57.316		6	
2	222	Carlos Nees	DEU	NEES RACING	DEU	NKA17874 KBF17863	KR/IAME/Vega	5	57.507	0.191	5	
3	208	Roman Meister	DEU	TSUNAMI R.T.	ITA	NKA27196 IBL181	KR/IAME/Vega	5	57.614	0.298	3	
4	241	Damian Luca Zeller	DEU	APEX Performance	DEU	NKA28615 KBF38438	Maranello/TM/Vega	5	57.645	0.329	3	
5	247	Ben Schumacher	DEU	ADAC Team Weser-Ems e.V. CRG Holland	NLD	NKA10666 IBL15521008	CRG/TM/Vega	5	57.704	0.388	5	
6	214	Henri Möhring	DEU	ADAC Hessen-Thüringen e.V. TB Racing Team	DEU	NKA16972 KBF38262	KR/IAME/Vega	5	57.714	0.398	5	
7	285	Felix Groneck	DEU	CRG Holland	NLD	NKA16373 IBL15521007	CRG/TM/Vega	5	57.716	0.400	5	
8	221	Devin Titz	DEU	CRG Holland	NLD	NKA14835 IBL15521	CRG/TM/Vega	5	57.740	0.424	4	
9	311	Peter Gunther Mayer	CZE	SKYLARKS Karting Team	CZE	ITC-C24AS0680 IBL24AT00701	Praga/IAME/Vega	5	57.763	0.447	3	
10	277	Nick Ried	DEU	Lanari Racing Team	DEU	NKA10695 KBF17166	KR/IAME/Vega	5	57.893	0.577	5	
11	301	Senn Lindeman	NLD	Paauwer Kart Racing	NLD	NKA50470 IBL19655006	Birel ART/IAME/Vega	5	57.941	0.625	4	
12	237	William Sterup Nielsen	DNK	CRG-Deutschland	DEU	NKA95174 KBF42811	CRG/TM/Vega	5	57.987	0.671	5	
13	220	Neo Knapp	DEU	Team NKS	DEU	NKA11204 KBF42057	DR/TM/Vega	5	58.096	0.780	5	
14	274	Bruno Kortekaas	NLD	CRG Holland	NLD	NKA52405 IBL15521007	CRG/TM/Vega	5	58.096	0.780	5	
15	294	Leo Klok	NLD	Miranda Klok-Holtjer	NLD	NKA52623 BEK52403	Oberon/IAME/Vega	5	58.140	0.824	4	
16	219	Gustav Christensen	SWE	CRG Holland	NLD	NKA133604 IBL15521	CRG/TM/Vega	5	58.206	0.890	5	
17	255	Alex Huizer	NLD	CRG Holland	NLD	NKA52410 IBL15521007	CRG/TM /Vega	5	58.232	0.916	3	
18	225	Noel Mannsperger	DEU	NEES RACING	DEU	NKA11122 KBF17863	KR/IAME/Vega	5	58.264	0.948	2	
19	321	Edin Keserovic	DEU	Lanari Racing Team	DEU	NKA45200 KBF42334	KR/IAME/Vega	5	58.350	1.034	4	
20	223	Alexandr Machac	CZE	SIM-ON	DEU	NTG C24AS0666 KBF39246	Drago Corse/TM/Vega	5	58.353	1.037	5	
21	224	Paul Bernhard	DEU	Valier Motorsport	DEU	NKA41687 KBF39300	Energy/TM/Vega	5	58.402	1.086	5	
22	249	Jonas Hubacek	CZE	Michal Hubacek	CZE	NKA24AS0050 IBL24AT00121	MS KART/TM/Vega	5	58.406	1.090	5	
23	233	Ruben Opitz	DEU	NEES RACING	DEU	NKA10450 KBF38362	KR/IAME/Vega	5	58.443	1.127	4	
24	275	Mico Lionn Schweers	DEU	Swantje Schweers	DEU	NKA26817 BEK26817	Oberon/IAME/Vega	5	58.448	1.132	4	
25	266	Lean Kircher	DEU	ADAC Hessen-Thüringen e.V. Ebert Motorsport	DEU	NKA25532 KBF38528	Alonso Kart/TM/Vega	5	58.466	1.150	4	
26	326	Marketa Rumlenova	CZE	SKYLARKS Karting Team	CZE	NKA24AS0872 IBL24AT00701	IPK/IAME/Vega	5	58.642	1.326	2	
27	307	Diego Schulze	DEU	Apex Performance	DEU	NKA15946 BIF38438	Oberon/Iame/Komet	5	58.673	1.357	4	
28	212	Jonathan Maier	DEU	7L-Performance	DEU	NKA41248 KBF38668	Tony Kart/TM/Vega	5	59.178	1.862	4	
29	211	Presian Stoyanov	DEU	ADAC Berlin-Brandenburg e.V. TR Motorsport	DEU	NKA30339 KBF42809	RS/IAME/Vega	3	59.534	2.218	2	

Not classified

DNS	304	Tiberius Müller	DEU	NEES RACING	DEU	NKA21274 KBF17863	Redspeed/IAME/Vega	0			0	
-----	-----	-----------------	-----	-------------	-----	----------------------	--------------------	---	--	--	---	--

Timekeeper
M.Riehmers

Race Director
H.Seidel



INT. ADAC Kartrennen Arena E

DMKM - Mini

Arena E Mülsen 1,315 Km

Warm Up Super Heat

11.08.2024 08:55

Practice (6:00 Time) started at 8:54:59

Lap	Time of Day	Lap Tm	Diff	SF Tm	S1 Tm	S2 Tm
(244) Milan Rossi						
1	8:57:08.793	58.076	+0.760	25.515	15.694	16.867
2	8:58:06.274	57.481	+0.165	25.207	15.456	16.818
3	8:59:03.710	57.436	+0.120	25.132	15.464	16.840
4	9:00:01.060	57.350	+0.034	25.128	15.427	16.795
5	9:00:58.675	57.615	+0.299	25.314	15.463	16.838
6	9:01:55.991	57.316		25.115	15.390	16.811

(222) Carlos Nees						
1	8:57:57.013	58.231	+0.724	25.421	15.732	17.078
2	8:58:55.519	58.506	+0.999	25.561	15.896	17.049
3	8:59:53.334	57.815	+0.308	25.283	15.583	16.949
4	9:00:58.941	1:05.607	+8.100	33.189	15.677	16.741
5	9:01:56.448	57.507		25.065	15.609	16.833

(208) Roman Meister						
1	8:57:11.925	58.687	+1.073	25.633	15.919	17.135
2	8:58:10.081	58.156	+0.542	25.513	15.682	16.961
3	8:59:07.695	57.614		25.250	15.559	16.805
4	9:00:05.717	58.022	+0.408	25.525	15.591	16.906
5	9:01:03.864	58.147	+0.533	25.355	15.817	16.975

(241) Damian Luca Zeller						
1	8:57:17.136	58.497	+0.852	25.731	15.809	16.957
2	8:58:15.750	58.614	+0.969	25.608	15.880	17.126
3	8:59:13.395	57.645		25.262	15.500	16.893
4	9:00:11.694	58.299	+0.654	25.953	15.484	16.862
5	9:01:09.829	58.135	+0.490	25.547	15.672	16.916

(247) Ben Schumacher						
1	8:57:18.692	58.876	+1.172	25.909	16.055	16.912
2	8:58:16.614	57.922	+0.218	25.331	15.763	16.828
3	8:59:15.159	58.545	+0.841	25.844	15.744	16.957
4	9:00:13.393	58.234	+0.530	25.692	15.692	16.850
5	9:01:11.097	57.704		25.373	15.598	16.733

(214) Henri Möhring						
1	8:57:09.803	58.453	+0.739	25.642	15.935	16.876
2	8:58:07.871	58.068	+0.354	25.578	15.712	16.778
3	8:59:05.789	57.918	+0.204	25.423	15.611	16.884
4	9:00:03.776	57.987	+0.273	25.312	15.675	17.000
5	9:01:01.490	57.714		25.276	15.563	16.875

(285) Felix Gronbeck						
1	8:57:10.247	58.418	+0.702	25.438	16.048	16.932
2	8:58:08.591	58.344	+0.628	25.876	15.636	16.832
3	8:59:06.416	57.825	+0.109	25.340	15.600	16.885
4	9:00:04.291	57.875	+0.159	25.514	15.503	16.858
5	9:01:02.007	57.716		25.312	15.596	16.808

(221) Devin Titz						
1	8:57:09.733	58.457	+0.717	25.642	15.755	17.060
2	8:58:07.810	58.077	+0.337	25.502	15.676	16.899
3	8:59:06.153	58.343	+0.603	25.652	15.748	16.943
4	9:00:03.893	57.740		25.156	15.687	16.897
5	9:01:01.664	57.771	+0.031	25.305	15.612	16.854

(311) Peter Gunther Mayer						
1	8:57:17.280	58.560	+0.797	25.791	15.862	16.907
2	8:58:15.832	58.552	+0.789	25.716	15.775	17.061
3	8:59:13.595	57.763		25.448	15.479	16.836
4	9:00:11.772	58.177	+0.414	25.863	15.547	16.767
5	9:01:10.001	58.229	+0.466	25.562	15.756	16.911

(277) Nick Ried						
1	8:57:09.512	58.803	+0.910	25.919	15.759	17.125
2	8:58:08.330	58.818	+0.925	26.135	15.673	17.010
3	8:59:06.352	58.022	+0.129	25.375	15.708	16.939
4	9:00:04.645	58.293	+0.400	25.687	15.669	16.937
5	9:01:02.538	57.893		25.370	15.601	16.922

(301) Senn Lindeman						
1	8:57:17.992	59.178	+1.237	26.116	16.025	17.037

2	8:58:16.044	58.052	+0.111	25.375	15.719	16.958
3	8:59:14.558	58.514	+0.573	25.695	15.743	17.076
4	9:00:12.499	57.941		25.489	15.525	16.927
5	9:01:10.871	58.372	+0.431	25.390	16.152	16.830

(237) William Sterup Nielsen						
1	8:57:22.968	58.967	+0.980	25.843	15.957	17.167
2	8:58:21.471	58.503	+0.516	25.728	15.870	16.905
3	8:59:19.633	58.162	+0.175	25.485	15.760	16.917
4	9:00:18.542	58.909	+0.922	25.794	16.004	17.111
5	9:01:16.529	57.987		25.525	15.558	16.904

(220) Neo Knapp						
1	8:57:10.123	58.623	+0.527	25.619	16.024	16.980
2	8:58:09.341	59.218	+1.122	25.743	16.315	17.160
3	8:59:07.636	58.295	+0.199	25.546	15.786	16.963
4	9:00:06.107	58.471	+0.375	25.860	15.675	16.936
5	9:01:04.203	58.096		25.437	15.732	16.927

(274) Bruno Kortekaas						
1	8:57:16.514	58.477	+0.381	25.749	15.837	16.891
2	8:58:14.921	58.407	+0.311	25.456	15.824	17.127
3	8:59:13.232	58.311	+0.215	25.745	15.708	16.858
4	9:00:12.058	58.826	+0.730	26.375	15.612	16.839
5	9:01:10.154	58.096		25.584	15.738	16.774

(294) Leo Klok						
1	8:57:26.400	59.197	+1.057	26.290	15.803	17.104
2	8:58:24.897	58.497	+0.357	25.802	15.776	16.919
3	8:59:23.763	58.866	+0.726	25.874	16.057	16.935
4	9:00:21.903	58.140		25.550	15.708	16.882
5	9:01:20.070	58.167	+0.027	25.521	15.686	16.960

(219) Gustav Christensen						
1	8:57:16.302	59.079	+0.873	26.014	15.982	17.083
2	8:58:14.865	58.563	+0.357	25.511	15.889	17.163
3	8:59:13.143	58.278	+0.072	25.642	15.622	17.014
4	9:00:11.568	58.425	+0.219	25.555	15.709	17.161
5	9:01:09.774	58.206		25.564	15.616	17.026

(255) Alex Huizer						
1	8:57:16.097	58.813	+0.581	25.714	15.859	17.240
2	8:58:14.635	58.538	+0.306	25.596	15.879	17.063
3	8:59:12.867	58.232		25.503	15.705	17.024
4	9:00:11.640	58.773	+0.541	25.588	15.854	17.331
5	9:01:10.816	59.176	+0.944	25.934	16.283	16.959

(225) Noel Mannsperger						
1	8:57:18.112	59.171	+0.907	26.093	16.059	17.019
2	8:58:16.376	58.264		25.471	15.821	16.972
3	8:59:14.883	58.507	+0.243	25.872	15.735	16.900
4	9:00:13.207	58.324	+0.060	25.811	15.676	16.837
5	9:01:12.131	58.924	+0.660	26.347	15.600	16.977

(321) Edin Keserovic						
1	8:57:16.996	58.662	+0.312	25.946	15.814	16.902
2	8:58:15.841	58.845	+0.495	25.600	15.871	17.374
3	8:59:14.798	58.957	+0.607	26.225	15.805	16.927
4	9:00:13.148	58.350		25.744	15.695	16.911
5	9:01:11.542	58.394	+0.044	25.951	15.651	16.792

(223) Alexandr Machac						
1	8:57:21.335	59.612	+1.259	26.018	16.001	17.593
2	8:58:20.667	59.332	+0.979	25.931	16.073	17.328
3	8:59:19.398	58.731	+0.378	25.851	15.790	17.090
4	9:00:18.688	59.290	+0.937	25.885	16.383	17.022
5	9:01:17.041	58.353		25.790	15.683	16.880

(224) Paul Bernhard						
1	8:57:21.638	1:03.644	+5.242	28.734	16.541	18.369
2	8:58:22.652	1:01.014	+2.612	27.317	16.340	17.357
3	8:59:21.363	58.711	+0.309	25.618	15.992	17.101
4	9:00:20.224	58.861	+0.459	25.731	16.017	17.113
5	9:01:18.626	58.402				

INT. ADAC Kartrennen Arena E

DMKM - Mini

Arena E Mülsen 1,315 Km

Warm Up Super Heat

11.08.2024 08:55

Practice (6:00 Time) started at 8:54:59

Lap	Time of Day	Lap Tm	Diff	SF Tm	S1 Tm	S2 Tm	Lap	Time of Day	Lap Tm	Diff	SF Tm	S1 Tm	S2 Tm
[249] Jonas Hubacek													
1	8:57:25.943	59.606	+1.200	26.216	16.010	17.380							
2	8:58:24.888	58.945	+0.539	25.757	15.925	17.263							
3	8:59:23.750	58.862	+0.456	25.798	15.972	17.092							
4	9:00:22.464	58.714	+0.308	25.888	15.701	17.125							
5	9:01:20.870	58.406		25.640	15.644	17.122							
[233] Ruben Opitz													
1	8:57:27.357	59.138	+0.695	26.010	15.964	17.164							
2	8:58:26.493	59.136	+0.693	25.797	15.858	17.481							
3	8:59:25.809	59.316	+0.873	26.305	15.787	17.224							
4	9:00:24.252	58.443		25.620	15.723	17.100							
5	9:01:22.709	58.457	+0.014	25.647	15.711	17.099							
[275] Mico Lionn Schweers													
1	8:57:19.393	59.562	+1.114	26.118	16.187	17.257							
2	8:58:18.716	59.323	+0.875	26.151	16.015	17.157							
3	8:59:18.184	59.468	+1.020	25.789	16.608	17.071							
4	9:00:16.632	58.443		25.635	15.851	16.962							
5	9:01:15.470	58.838	+0.390	25.862	15.726	17.250							
[266] Lean Kircher													
1	8:57:19.431	59.335	+0.869	26.014	16.241	17.080							
2	8:58:18.073	58.642	+0.176	25.755	15.742	17.145							
3	8:59:17.920	59.847	+1.381	25.777	16.934	17.136							
4	9:00:16.386	58.466		25.554	15.852	17.060							
5	9:01:15.075	58.689	+0.223	25.703	15.729	17.257							
[326] Marketa Rumlenova													
1	8:57:19.552	59.518	+0.876	26.313	16.114	17.091							
2	8:58:18.194	58.642		25.905	15.695	17.042							
3	8:59:17.592	59.398	+0.756	25.703	16.338	17.357							
4	9:00:16.387	58.795	+0.153	25.811	15.698	17.286							
5	9:01:15.707	59.320	+0.678	26.363	15.806	17.151							
[307] Diego Schulze													
1	8:57:25.013	59.434	+0.761	25.973	15.979	17.482							
2	8:58:24.217	59.204	+0.531	25.880	15.908	17.416							
3	8:59:23.164	58.947	+0.274	25.914	15.704	17.329							
4	9:00:21.837	58.673		25.691	15.633	17.349							
5	9:01:22.645	1:00.808	+2.135	27.364	16.036	17.408							
[212] Jonathan Maier													
1	8:57:26.336	59.743	+0.565	26.067	16.128	17.548							
2	8:58:26.655	1:00.319	+1.141	26.185	16.192	17.942							
3	8:59:26.284	59.629	+0.451	26.287	16.027	17.315							
4	9:00:25.462	59.178		25.845	15.841	17.492							
5	9:01:24.769	59.307	+0.129	25.960	15.976	17.371							
[211] Presian Stoyanov													
1	8:57:27.017	59.654	+0.120	26.224	16.193	17.237							
2	8:58:26.551	59.534		25.904	15.915	17.715							
3	9:01:46.990	3:20.439	+2:20.905	25.857	16.046	17.460							



DMKM - Mini

Super Heat

Track length: 1.315 Km

Race Started: 11:56:40

Best Lap by: 244 - Milan Rossi - 57.442

Rank	#	Driver	Nat	Sponsor Entrant	Nat	License E-License	Make	laps	T. Time Diff	Best Lap	Penalty	Points
1	0	244 Milan Rossi	DEU	Lanari Racing Team	DEU	NKA13619 KBF17166	KR/IAME/Vega	9	8:39.265	57.442		75
2	1	221 Devin Titz	DEU	CRG Holland	NLD	NKA14835 IBL15521	CRG/TM/Vega	9	8:40.267 1.002	57.482		69
3	-1	222 Carlos Nees	DEU	NEES RACING	DEU	NKA17874 KBF17863	KR/IAME/Vega	9	8:42.533 3.268	57.653		63
4	9	214 Henri Möhring	DEU	ADAC Hessen-Thüringen e.V. TB Racing Team	DEU	NKA16972 KBF38262	KR/IAME/Vega	9	8:42.573 3.308	57.549		57
5	1	219 Gustav Christensen	SWE	CRG Holland	NLD	NKA133604 IBL15521	CRG/TM/Vega	9	8:44.689 5.424	57.980		51
6	3	237 William Sterup Nielsen	DNK	CRG-Deutschland	DEU	NKA95174 KBF42811	CRG/TM/Vega	9	8:47.068 7.803	57.789		48
7	3	311 Peter Gunther Mayer	CZE	SKYLARKS Karting Team	CZE	ITC-C24AS0680 IBL24AT00701	Praga/IAME/Vega	9	8:47.154 7.889	57.807		45
8	-1	241 Damian Luca Zeller	DEU	APEX Performance	DEU	NKA28615 KBF38438	Maranello/TM/Vega	9	8:47.546 8.281	57.801		42
9	3	294 Leo Klok	NLD	Miranda Klok-Holtjer	NLD	NKA52623 BEK52403	Oberon/IAME/Vega	9	8:47.626 8.361	57.997		39
10	5	247 Ben Schumacher	DEU	ADAC Team Weser-Ems e.V. CRG Holland	NLD	NKA10666 IBL15521008	CRG/TM/Vega	9	8:47.670 8.405	57.943		36
11	-6	208 Roman Meister	DEU	TSUNAMI R.T.	ITA	NKA27196 IBL181	KR/IAME/Vega	9	8:48.187 8.922	58.004		34
12	-8	285 Felix Groneck	DEU	CRG Holland	NLD	NKA16373 IBL15521007	CRG/TM/Vega	9	8:51.128 11.863	57.846		32
13	10	249 Jonas Hubacek	CZE	Michal Hubacek	CZE	NKA24AS0050 IBL24AT00121	MS KART/TM/Vega	9	8:51.224 11.959	58.342		30
14	3	220 Neo Knapp	DEU	Team NKS	DEU	NKA11204 KBF42057	DR/TM/Vega	9	8:52.083 12.818	58.147		28
15	5	211 Presian Stoyanov	DEU	ADAC Berlin-Brandenburg e.V. TR Motorsport	DEU	NKA30339 KBF42809	RS/IAME/Vega	9	8:52.197 12.932	58.174		26
16	12	266 Lean Kircher	DEU	ADAC Hessen-Thüringen e.V. Ebert Motorsport	DEU	NKA25532 KBF38528	Alonso Kart/TM/Vega	9	8:53.162 13.897	58.391		24
17	4	233 Ruben Opitz	DEU	NEES RACING	DEU	NKA10450 KBF38362	KR/IAME/Vega	9	8:53.244 13.979	58.371		22
18	4	225 Noel Mannsperger	DEU	NEES RACING	DEU	NKA11122 KBF17863	KR/IAME/Vega	9	8:53.583 14.318	58.412		20
19	10	223 Alexandr Machac	CZE	SIM-ON	DEU	NTG C24AS0666 KBF39246	Drago Corse/TM/Vega	9	8:55.281 16.016	58.065		18
20	4	275 Mico Lionn Schweers	DEU	Swantje Schweers	DEU	NKA26817 BEK26817	Oberon/IAME/Vega	9	8:57.505 18.240	58.342		17
21	-5	321 Edin Keserovic	DEU	Lanari Racing Team	DEU	NKA45200 KBF42334	KR/IAME/Vega	9	8:59.531 20.266	58.143		16
22	-3	255 Alex Huizer	NLD	CRG Holland	NLD	NKA52410 IBL15521007	CRG/TM /Vega	9	9:09.825 30.560	58.334		15
23	7	212 Jonathan Maier	DEU	7L-Performance	DEU	NKA41248 KBF38668	Tony Kart/TM/Vega	9	9:10.679 31.414	59.304		14
24	-10	277 Nick Ried	DEU	Lanari Racing Team	DEU	NKA10695 KBF17166	KR/IAME/Vega	9	9:13.218 33.953	58.206		13
25	2	307 Diego Schulze	DEU	Apex Performance	DEU	NKA15946 BIF38438	Oberon/Iame/Komet	9	9:13.229 33.964	58.372		12
26	-8	326 Marketa Rumlenova	CZE	SKYLARKS Karting Team	CZE	NKA24AS0872 IBL24AT00701	IPK/IAME/Vega	7	6:56.443 2 Laps	58.419		11
27	-19	301 Senn Lindeman	NLD	Paauwer Kart Racing	NLD	NKA50470 IBL19655006	Birel ART/IAME/Vega	0	0.374 9 Laps			10
28	-17	274 Bruno Kortekaas	NLD	CRG Holland	NLD	NKA52405 IBL15521007	CRG/TM/Vega	0	5.443 9 Laps		+ 5 sec	9
29	-3	224 Paul Bernhard	DEU	Valier Motorsport	DEU	NKA41687 KBF39300	Energy/TM/Vega	0				8

Not classified

DNS	304	Tiberius Müller	DEU	NEES RACING	DEU	NKA21274 KBF17863	Redspeed/IAME/Vega	0	DNS			6
-----	-----	-----------------	-----	-------------	-----	----------------------	--------------------	---	-----	--	--	---

Announcements

274 + 5 sec front fairing

INT. ADAC Kartrennen Arena E

DMKM - Mini

Arena E Mülsen 1,315 Km

Super Heat

11.08.2024 11:51

Race (9 Laps) started at 11:56:40

Lap	Time of Day	Lap Tm	Diff	SF Tm	S1 Tm	S2 Tm
(244) Milan Rossi						
1	11:57:38.707	58.561	+1.119	25.944	15.705	16.912
2	11:58:36.534	57.827	+0.385	25.306	15.602	16.919
3	11:59:34.242	57.708	+0.266	25.369	15.530	16.809
4	12:00:31.684	57.442		25.209	15.422	16.811
5	12:01:29.178	57.494	+0.052	25.196	15.494	16.804
6	12:02:26.827	57.649	+0.207	25.170	15.563	16.916
7	12:03:24.294	57.467	+0.025	25.158	15.475	16.834
8	12:04:21.743	57.449	+0.007	25.147	15.405	16.897
9	12:05:19.411	57.668	+0.226	25.197	15.472	16.999

(221) Devin Titz						
1	11:57:38.965	58.748	+1.266	26.043	15.832	16.873
2	11:58:37.027	58.062	+0.580	25.364	15.763	16.935
3	11:59:34.740	57.713	+0.231	25.230	15.577	16.906
4	12:00:32.359	57.619	+0.137	25.188	15.582	16.849
5	12:01:29.925	57.566	+0.084	25.286	15.490	16.790
6	12:02:27.533	57.608	+0.126	25.202	15.471	16.935
7	12:03:25.015	57.482		25.159	15.486	16.837
8	12:04:22.558	57.543	+0.061	25.212	15.426	16.905
9	12:05:20.413	57.855	+0.373	25.317	15.514	17.024

(222) Carlos Nees						
1	11:57:39.545	59.272	+1.619	26.512	15.918	16.842
2	11:58:37.755	58.210	+0.557	25.593	15.708	16.909
3	11:59:35.515	57.760	+0.107	25.176	15.695	16.889
4	12:00:33.168	57.653		25.283	15.567	16.803
5	12:01:30.992	57.824	+0.171	25.350	15.637	16.837
6	12:02:29.015	58.023	+0.370	25.430	15.619	16.974
7	12:03:26.680	57.665	+0.012	25.250	15.518	16.897
8	12:04:24.465	57.785	+0.132	25.254	15.571	16.960
9	12:05:22.679	58.214	+0.561	25.196	15.657	17.361

(214) Henri Möhring						
1	11:57:40.499	59.836	+2.287	27.006	15.907	16.923
2	11:58:38.658	58.169	+0.610	25.688	15.737	16.734
3	11:59:36.369	57.711	+0.162	25.337	15.595	16.779
4	12:00:34.213	57.844	+0.295	25.447	15.571	16.826
5	12:01:31.762	57.549		25.306	15.480	16.763
6	12:02:29.429	57.667	+0.118	25.255	15.557	16.855
7	12:03:27.011	57.582	+0.033	25.246	15.513	16.823
8	12:04:24.700	57.689	+0.140	25.260	15.529	16.900
9	12:05:22.719	58.019	+0.470	25.189	15.529	17.301

(219) Gustav Christensen						
1	11:57:39.916	59.495	+1.515	26.521	16.060	16.914
2	11:58:38.287	58.371	+0.391	25.674	15.713	16.984
3	11:59:36.307	58.020	+0.040	25.422	15.620	16.978
4	12:00:34.313	58.006	+0.026	25.382	15.519	17.105
5	12:01:32.293	57.980		25.445	15.541	16.994
6	12:02:30.387	58.094	+0.114	25.475	15.605	17.014
7	12:03:28.494	58.107	+0.127	25.476	15.540	17.091
8	12:04:26.550	58.056	+0.076	25.436	15.459	17.161
9	12:05:24.835	58.285	+0.305	25.609	15.507	17.169

(237) William Sterup Nielsen						
1	11:57:40.855	1:00.344	+2.555	27.048	16.146	17.150
2	11:58:39.691	58.836	+1.047	25.788	16.052	16.996
3	11:59:37.514	57.823	+0.034	25.316	15.638	16.869
4	12:00:35.303	57.789		25.370	15.581	16.838
5	12:01:33.323	58.020	+0.231	25.468	15.839	16.713
6	12:02:31.596	58.273	+0.484	25.754	15.628	16.891
7	12:03:30.157	58.561	+0.772	26.095	15.594	16.872
8	12:04:28.839	58.682	+0.893	25.822	15.939	16.921
9	12:05:27.214	58.375	+0.586	25.761	15.690	16.924

(311) Peter Gunther Mayer						
1	11:57:40.597	1:00.041	+2.234	26.768	16.160	17.113
2	11:58:39.165	58.568	+0.761	25.901	15.693	16.974
3	11:59:37.168	58.003	+0.196	25.343	15.850	16.810
4	12:00:34.975	57.807		25.535	15.494	16.778
5	12:01:33.113	58.138	+0.331	25.484	15.898	16.756
6	12:02:31.552	58.439	+0.632	25.737	15.576	17.126

Lap	Time of Day	Lap Tm	Diff	SF Tm	S1 Tm	S2 Tm
7	12:03:30.248	58.696	+0.889	26.338	15.573	16.785
8	12:04:28.704	58.456	+0.649	25.795	15.608	17.053
9	12:05:27.300	58.596	+0.789	25.929	15.773	16.894

(241) Damian Luca Zeller						
1	11:57:40.342	59.901	+2.100	26.791	16.100	17.010
2	11:58:38.996	58.654	+0.853	25.723	16.019	16.912
3	11:59:37.092	58.096	+0.295	25.440	15.769	16.887
4	12:00:34.893	57.801		25.399	15.595	16.807
5	12:01:33.040	58.147	+0.346	25.335	15.901	16.911
6	12:02:31.480	58.440	+0.639	25.630	15.667	17.143
7	12:03:31.096	59.616	+1.815	26.712	15.966	16.938
8	12:04:29.339	58.243	+0.442	25.633	15.607	17.003
9	12:05:27.692	58.353	+0.552	25.450	15.861	17.042

(294) Leo Klok						
1	11:57:41.015	1:00.362	+2.365	27.245	15.940	17.177
2	11:58:39.926	58.911	+0.914	25.969	15.897	17.045
3	11:59:38.008	58.082	+0.085	25.450	15.752	16.880
4	12:00:36.375	58.367	+0.370	25.710	15.804	16.853
5	12:01:34.567	58.192	+0.195	25.609	15.686	16.897
6	12:02:32.564	57.997		25.471	15.569	16.957
7	12:03:31.338	58.774	+0.777	25.828	16.137	16.809
8	12:04:29.752	58.414	+0.417	25.651	15.886	16.877
9	12:05:27.772	58.020	+0.023	25.399	15.711	16.910

(247) Ben Schumacher						
1	11:57:41.072	1:00.264	+2.321	27.249	16.065	16.950
2	11:58:39.857	58.785	+0.842	25.634	15.881	17.270
3	11:59:38.101	58.244	+0.301	25.458	15.996	16.790
4	12:00:36.435	58.334	+0.391	25.540	16.091	16.703
5	12:01:34.628	58.193	+0.250	25.713	15.654	16.826
6	12:02:32.670	58.042	+0.099	25.507	15.702	16.833
7	12:03:31.445	58.775	+0.832	26.070	15.914	16.791
8	12:04:29.873	58.428	+0.485	25.660	15.909	16.859
9	12:05:27.816	57.943		25.630	15.542	16.771

(208) Roman Meister						
1	11:57:39.474	59.195	+1.191	26.334	15.964	16.897
2	11:58:38.595	59.121	+1.117	26.405	15.853	16.863
3	11:59:36.713	58.118	+0.114	25.519	15.745	16.854
4	12:00:34.717	58.004		25.496	15.624	16.884
5	12:01:33.169	58.452	+0.448	25.435	16.331	16.686
6	12:02:31.732	58.563	+0.559	26.054	15.709	16.800
7	12:03:31.186	59.454	+1.450	26.528	16.129	16.797
8	12:04:29.640	58.454	+0.450	25.736	15.854	16.864
9	12:05:28.333	58.693	+0.689	25.980	15.749	16.964

(285) Felix Gronbeck						
1	11:57:39.974	59.624	+1.778	26.326	16.465	16.833
2	11:58:43.251	1:03.277	+5.431	29.664	16.606	17.007
3	11:59:41.367	58.116	+0.270	25.249	15.693	17.174
4	12:00:39.213	57.846		25.400	15.611	16.835
5	12:01:38.494	59.281	+1.435	25.578	16.778	16.925
6	12:02:36.925	58.431	+0.585	25.700	15.642	17.089
7	12:03:35.431	58.506	+0.660	25.276	16.169	17.061
8	12:04:33.369	57.938	+0.092	25.334	15.553	17.051
9	12:05:31.274	57.905	+0.059	25.209	15.646	17.050

(249) Jonas Hubacek						
1	11:57:42.190	1:00.966	+2.624	27.978	15.938	17.050
2	11:58:41.152	58.962	+0.620	26.078	15.799	17.085
3	11:59:39.522	58.370				

INT. ADAC Kartrennen Arena E

DMKM - Mini

Arena E Mülsen 1,315 Km

Super Heat

11.08.2024 11:51

Race (9 Laps) started at 11:56:40

Lap	Time of Day	Lap Tm	Diff	SF Tm	S1 Tm	S2 Tm
4	12:00:37.661	58.572	+0.425	25.758	15.811	17.003
5	12:01:37.411	59.760	+1.603	26.121	15.919	17.710
6	12:02:36.225	58.814	+0.667	25.826	15.780	17.208
7	12:03:35.696	59.471	+1.324	25.834	16.211	17.426
8	12:04:34.082	58.386	+0.239	25.531	15.795	17.060
9	12:05:32.229	58.147		25.424	15.689	17.034

(211) Presian Stoyanov

1	11:57:43.018	1:01.566	+3.391	28.362	15.955	17.258
2	11:58:41.900	58.882	+0.708	25.675	16.195	17.012
3	11:59:40.274	58.374	+0.200	25.776	15.664	16.934
4	12:00:38.603	58.329	+0.155	25.657	15.636	17.036
5	12:01:38.409	59.806	+1.632	25.656	17.029	17.121
6	12:02:37.447	59.038	+0.864	26.175	15.768	17.095
7	12:03:35.971	58.524	+0.350	25.505	15.687	17.332
8	12:04:34.169	58.198	+0.024	25.459	15.731	17.008
9	12:05:32.343	58.174		25.516	15.679	16.979

(266) Lean Kircher

1	11:57:41.783	1:00.100	+1.709	27.144	15.813	17.143
2	11:58:40.343	58.560	+0.169	25.736	15.769	17.055
3	11:59:38.755	58.412	+0.021	25.536	15.770	17.106
4	12:00:37.540	58.785	+0.394	25.786	15.736	17.263
5	12:01:38.623	1:01.083	+2.692	26.509	17.331	17.243
6	12:02:37.576	58.953	+0.562	26.091	15.847	17.015
7	12:03:36.130	58.554	+0.163	25.764	15.738	17.052
8	12:04:34.521	58.391		25.590	15.701	17.100
9	12:05:33.308	58.787	+0.396	25.855	15.728	17.204

(233) Ruben Opitz

1	11:57:41.776	1:00.720	+2.349	27.563	15.952	17.215
2	11:58:41.745	59.969	+1.598	26.351	16.468	17.150
3	11:59:40.214	58.469	+0.098	25.647	15.767	17.055
4	12:00:38.866	58.652	+0.281	25.971	15.676	17.005
5	12:01:38.814	59.948	+1.577	26.540	16.385	17.023
6	12:02:37.716	58.902	+0.531	26.135	15.806	16.961
7	12:03:36.276	58.560	+0.189	25.758	15.735	17.067
8	12:04:34.647	58.371		25.517	15.831	17.023
9	12:05:33.390	58.743	+0.372	25.831	15.790	17.122

(225) Noel Mannsperger

1	11:57:43.502	1:01.961	+3.549	28.655	16.084	17.222
2	11:58:42.416	58.914	+0.502	25.725	15.992	17.197
3	11:59:40.932	58.516	+0.104	25.730	15.755	17.031
4	12:00:39.344	58.412		25.519	15.703	17.190
5	12:01:38.875	59.531	+1.119	26.155	16.426	16.950
6	12:02:37.991	59.116	+0.704	26.311	15.806	16.999
7	12:03:36.520	58.529	+0.117	25.726	15.760	17.043
8	12:04:35.187	58.667	+0.255	25.869	15.718	17.080
9	12:05:33.729	58.542	+0.130	25.472	15.691	17.379

(223) Alexandr Machac

1	11:57:44.657	1:03.057	+4.992	28.988	16.249	17.820
2	11:58:43.414	58.757	+0.692	25.694	16.077	16.986
3	11:59:41.799	58.385	+0.320	25.665	15.691	17.029
4	12:00:39.864	58.056		25.637	15.614	16.914
5	12:01:39.505	59.641	+1.576	26.082	16.331	17.228
6	12:02:38.472	58.967	+0.902	26.172	15.748	17.047
7	12:03:36.844	58.372	+0.307	25.686	15.751	17.035
8	12:04:36.522	59.678	+1.613	26.790	15.778	17.110
9	12:05:35.427	58.905	+0.840	25.735	15.920	17.250

(275) Mico Lionn Schweers

1	11:57:45.149	1:03.534	+5.192	28.859	16.208	18.467
2	11:58:43.988	58.839	+0.497	25.784	15.922	17.133
3	11:59:42.732	58.744	+0.402	25.629	15.914	17.201
4	12:00:41.498	58.766	+0.424	25.733	15.795	17.238
5	12:01:40.079	58.581	+0.239	25.632	15.872	17.077
6	12:02:38.797	58.718	+0.376	25.973	15.752	16.993
7	12:03:37.139	58.342		25.693	15.631	17.018
8	12:04:38.522	1:01.383	+3.041	27.294	16.580	17.509
9	12:05:37.651	59.129	+0.787	25.868	15.903	17.358

(321) Edin Keserovic

Lap	Time of Day	Lap Tm	Diff	SF Tm	S1 Tm	S2 Tm
1	11:57:50.520	1:09.491	+11.348	35.619	16.458	17.414
2	11:58:49.587	59.067	+0.924	25.917	15.968	17.182
3	11:59:48.736	59.149	+1.006	25.842	16.079	17.228
4	12:00:47.452	58.716	+0.573	25.634	15.902	17.180
5	12:01:46.184	58.732	+0.589	25.810	15.843	17.079
6	12:02:44.327	58.143		25.496	15.644	17.003
7	12:03:42.785	58.458	+0.315	25.555	15.714	17.189
8	12:04:41.310	58.525	+0.382	25.570	15.740	17.215
9	12:05:39.677	58.367	+0.224	25.641	15.629	17.097

(255) Alex Huizer

1	11:58:01.065	1:20.106	+21.772	46.084	16.573	17.449
2	11:58:59.989	58.924	+0.590	25.707	15.920	17.297
3	11:59:58.896	58.907	+0.573	25.838	15.819	17.250
4	12:00:57.346	58.450	+0.116	25.641	15.657	17.152
5	12:01:55.959	58.613	+0.279	25.629	15.707	17.277
6	12:02:54.500	58.541	+0.207	25.620	15.684	17.237
7	12:03:52.934	58.434	+0.100	25.546	15.641	17.247
8	12:04:51.268	58.334		25.587	15.643	17.104
9	12:05:49.971	58.703	+0.369	25.712	15.760	17.231

(212) Jonathan Maier

1	11:57:53.566	1:11.721	+12.417	37.409	16.708	17.604
2	11:58:53.277	59.711	+0.407	26.117	16.067	17.527
3	11:59:53.038	59.761	+0.457	26.168	16.036	17.557
4	12:00:52.642	59.604	+0.300	26.225	15.941	17.438
5	12:01:52.180	59.538	+0.234	26.177	15.957	17.404
6	12:02:51.825	59.645	+0.341	26.157	15.968	17.520
7	12:03:51.129	59.304		25.955	15.905	17.444
8	12:04:50.761	59.632	+0.328	26.118	15.989	17.525
9	12:05:50.825	1:00.064	+0.760	26.147	16.364	17.553

(277) Nick Ried

1	11:58:05.759	1:25.017	+26.811	51.947	15.881	17.189
2	11:59:04.320	58.561	+0.355	25.687	15.761	17.113
3	12:00:02.803	58.483	+0.277	25.672	15.662	17.149
4	12:01:01.213	58.410	+0.204	25.678	15.581	17.151
5	12:01:59.821	58.608	+0.402	25.720	15.741	17.147
6	12:02:58.110	58.289	+0.083	25.606	15.572	17.111
7	12:03:56.592	58.482	+0.276	25.597	15.655	17.230
8	12:04:55.158	58.566	+0.360	25.766	15.671	17.129
9	12:05:53.364	58.206		25.453	15.614	17.139


(307) Diego Schulze

1	11:57:43.295	1:01.922	+3.550	28.413	16.302	17.207
2	11:58:42.308	59.013	+0.641	25.759	16.077	17.177
3	11:59:41.244	58.936	+0.564	25.909	15.820	17.207
4	12:00:39.616	58.372		25.750	15.553	17.069
5	12:01:39.434	59.818	+1.446	26.200	16.232	17.386
6	12:02:38.705	59.271	+0.899	26.323	15.836	17.112
7	12:03:37.550	58.845	+0.473	25.939	15.697	17.209
8	12:04:54.212	1:16.662	+18.290	41.542	17.537	17.583
9	12:05:53.375	59.163	+0.791	26.008	15.773	17.382

(326) Marketa Rumlénova

1	11:57:42.524	1:01.283	+2.814	28.162	15.910	17.161
2	11:58:41.841	59.317	+0.898	26.070	16.119	17.128
3	11:59:40.515	58.674	+0.255	25.997	15.659	17.018
4	12:00:38.934	58.419		25.730	15.767	16.922
5	12:01:38.698	59.764	+1.345	26.068	16.669	17.027
6	12:02:37.932	59.234	+0.815	26.368	15.770	17.096
7	12:03:36.589	58.657	+0.238	25.852	15.829	16.976

Orbits




INT. ADAC Kartrennen Arena E
Lapchart

DMKM - Mini

Arena E Mülsen 1,315 Km

Super Heat

11.08.2024 11:51

Race (9 Laps) started at 11:56:40

Competitors	Laps										
		0	1	2	3	4	5	6	7	8	9
Milan Rossi (244)	1	244	244	244	244	244	244	244	244	244	244
Devin Titz (221)	2	221	221	221	221	221	221	221	221	221	221
Carlos Nees (222)	3	222	208	222	222	222	222	222	222	222	222
Roman Meister (208)	4	208	222	219	219	214	214	214	214	214	214
Felix Gronneck (285)	5	285	219	208	214	219	219	219	219	219	219
Gustav Christensen (219)	6	219	285	214	208	208	241	241	237	311	237
Damian Luca Zeller (241)	7	241	241	241	241	241	311	311	311	237	311
William Sterup Nielsen (237)	8	237	214	311	311	311	208	237	241	241	241
Senn Lindeman (301)	9	301	311	237	237	237	237	208	208	208	294
Peter Gunther Mayer (311)	10	311	237	247	294	294	294	294	294	294	247
Bruno Kortekaas (274)	11	274	294	294	247	247	247	247	247	247	208
Leo Klok (294)	12	294	247	266	266	266	249	249	249	249	285
Henri Möhring (214)	13	214	233	220	220	220	220	220	285	285	249
Nick Ried (277)	14	277	266	249	249	249	211	285	220	220	220
Ben Schumacher (247)	15	247	220	233	233	211	285	211	211	211	211
Neo Knapp (220)	16	220	249	326	211	233	266	266	266	266	266
Alex Huizer (255)	17	255	326	211	326	326	326	233	233	233	233
Edin Keserovic (321)	18	321	211	307	225	285	233	326	225	225	225
Ruben Opitz (233)	19	233	307	225	307	225	225	225	326	223	223
Jonas Hubacek (249)	20	249	225	285	285	307	307	223	223	275	275
Marketa Rumlenova (326)	21	326	223	223	223	223	223	307	275	321	321
Diego Schulze (307)	22	307	275	275	275	275	275	275	307	212	255
Presian Stoyanov (211)	23	211	321	321	321	321	321	321	321	255	212
Noel Mannsperger (225)	24	225	212	212	212	212	212	212	212	307	277
Alexandr Machac (223)	25	223	255	255	255	255	255	255	255	277	307
Mico Lionn Schweers (275)	26	275	277	277	277	277	277	277	277	277	
Lean Kircher (266)	27	266									
Jonathan Maier (212)	28	212									
-	29										
-	30										





DKM Round 5
DMKM - Mini
Mülsen II
Final Intermediate Classification

Pos. No.	Firstname	Lastname	Nat.	Dri	Entrant	Nat	Ent	Make	Sponsor	Total		SUH		
										QP	PTS		Heat 1	Heat 2
1	244	Milan	Rossi	DEU	Lanari Racing Team	DEU	KR/IAME/Vega			1	175	50	50	75
2	221	Devin	Titz	DEU	CRG Holland	NLD	CRG/TM/Vega			5	151	44	38	69
3	222	Carlos	Nees	DEU	NEES RACING	DEU	KR/IAME/Vega			6	148	41	44	63
4	285	Felix	Groneck	DEU	CRG Holland	NLD	CRG/TM/Vega			3	111	38	41	32
5	219	Gustav	Christensen	SWE	CRG Holland	NLD	CRG/TM/Vega			13	111	32	28	51
6	214	Henri	Möhring	DEU	TB Racing Team	DEU	KR/IAME/Vega	ADAC Hessen-Thüringen e.V.		4	104	11	36	57
7	208	Roman	Meister	DEU	TSUNAMI R.T.	ITA	KR/IAME/Vega			7	104	36	34	34
8	237	William	Sterup Nielsen	DNK	CRG-Deutschland	DEU	CRG/TM/Vega			16	102	27	27	48
9	241	Damian Luca	Zeller	DEU	APEX Performance	DEU	Maranello/TM/Vega			2	101	34	25	42
10	311	Peter Gunther	Mayer	CZE	SKYLARKS Karting Team	CZE	Praga/IAME/Vega			17	98	30	23	45
11	294	Leo	Klok	NLD	Miranda Klok-Holtjer	NLD	Oberon/IAME/Vega			15	89	24	26	39
12	247	Ben	Schumacher	DEU	CRG Holland	NLD	CRG/TM/Vega	ADAC Team Weser-Ems e.V.		12	82	16	30	36
13	301	Senn	Lindeman	NLD	Paauwer Kart Racing	NLD	Birel ART/IAME/Vega			10	68	26	32	10
14	220	Neo	Knapp	DEU	Team NKS	DEU	DR/TM/Vega			9	67	20	19	28
15	211	Presian	Stoyanov	DEU	TR Motorsport	DEU	RS/IAME/Vega	ADAC Berlin-Brandenburg e.V.		21	62	19	17	26
16	249	Jonas	Hubacek	CZE	Michal Hubacek	CZE	MS KART/TM/Vega			28	62	17	15	30
17	277	Nick	Ried	DEU	Lanari Racing Team	DEU	KR/IAME/Vega			8	60	23	24	13
18	274	Bruno	Kortekaas	NLD	CRG Holland	NLD	CRG/TM/Vega			11	59	28	22	9
19	321	Edin	Keserovic	DEU	Lanari Racing Team	DEU	KR/IAME/Vega			18	58	22	20	16
20	233	Ruben	Opitz	DEU	NEES RACING	DEU	KR/IAME/Vega			23	55	21	12	22
21	225	Noel	Mannsperger	DEU	NEES RACING	DEU	KR/IAME/Vega			24	52	14	18	20
22	255	Alex	Huizer	NLD	CRG Holland	NLD	CRG/TM/Vega			14	51	25	11	15
23	326	Marketa	Rumlenova	CZE	SKYLARKS Karting Team	CZE	IPK/IAME/Vega			19	50	18	21	11
24	275	Mico Lionn	Schweers	DEU	Swantje Schweers	DEU	Oberon/IAME/Vega			27	45	12	16	17
25	266	Lean	Kircher	DEU	Ebert Motorsport	DEU	Alonso Kart/TM/Vega	ADAC Hessen-Thüringen e.V.		29	45	8	13	24
26	223	Alexandr	Machac	CZE	SIM-ON	DEU	Drago Corse/TM/Vega			22	36	10	8	18
27	307	Diego	Schulze	DEU	Apex Performance	DEU	Oberon/Iame/Komet			26	35	9	14	12
28	224	Paul	Bernhard	DEU	Valier Motorsport	DEU	Energy/TM/Vega			25	31	13	10	8
29	304	Tiberius	Müller	DEU	NEES RACING	DEU	Redspeed/IAME/Vega			20	30	15	9	6
30	212	Jonathan	Maier	DEU	7L-Performance	DEU	Tony Kart/TM/Vega			30	26	6	6	14

Announcements: These results are provisional until the conclusion of any judicial and technical matters

Racedirector Horst Seidel:



Timekeeping Monika Riehmers:



Printed: 11.08.2024 13:14

Posted at: h





DKM Round 5

Class: DMKM - Mini

Date/Time: 11.08.2024 15:45

Track: Mülsen II

Heat: Final

Laps: 11 laps

Mülsen II

Final

11 laps

Edition 1

	35		18		36
	33		17		34
	31		16		32
Tiberius Müller	304	Redspeed/IAME/Vega	15	Jonathan Maier	212 Tony Kart/TM/Vega
Diego Schulze	307	Oberon/Iame/Komet	14	Paul Bernhard	224 Energy/TM/Vega
Lean Kircher	266	Alonso Kart/TM/Vega	13	Alexandr Machac	223 Drago Corse/TM/Vega
Marketa Rumlenova	326	IPK/IAME/Vega	12	Mico Lionn Schweers	275 Oberon/IAME/Vega
Noel Mannsperger	225	KR/IAME/Vega	11	Alex Huizer	255 CRG/TM/Vega
Edin Keserovic	321	KR/IAME/Vega	10	Ruben Opitz	233 KR/IAME/Vega
Nick Ried	277	KR/IAME/Vega	9	Bruno Kortekaas	274 CRG/TM/Vega
Presian Stoyanov	211	RS/IAME/Vega	8	Jonas Hubacek	249 MS KART/TM/Vega
Senn Lindeman	301	Birel ART/IAME/Vega	7	Neo Knapp	220 DR/TM/Vega
Leo Klok	294	Oberon/IAME/Vega	6	Ben Schumacher	247 CRG/TM/Vega
Damian Luca Zeller	241	Maranello/TM/Vega	5	Peter Gunther Mayer	311 Praga/IAME/Vega
Roman Meister	208	KR/IAME/Vega	4	William Sterup Nielsen	237 CRG/TM/Vega
Gustav Christensen	219	CRG/TM/Vega	3	Henri Möhring	214 KR/IAME/Vega
Carlos Nees	222	KR/IAME/Vega	2	Felix Groneck	285 CRG/TM/Vega
Milan Rossi	244	KR/IAME/Vega	1	Devin Titz	221 CRG/TM/Vega

Pole Position

Row

printed 11.08.2024 13:14





DMKM - Mini

Final

Track length: 1.315 Km

Race Started: 16:12:31

Best Lap by: 221 - Devin Titz - 57.824

Rank	#	Driver	Nat	Sponsor Entrant	Nat	License E-License	Make	laps	T. Time Diff	Best Lap	Penalty	Points
1	0	244 Milan Rossi	DEU	Lanari Racing Team	DEU	NKA13619 KBF17166	KR/IAME/Vega	11	10:42.386	57.878		50
2	1	222 Carlos Nees	DEU	NEES RACING	DEU	NKA17874 KBF17863	KR/IAME/Vega	11	10:43.952 1.566	57.941		44
3	-1	221 Devin Titz	DEU	CRG Holland	NLD	NKA14835 IBL15521	CRG/TM/Vega	11	10:44.050 1.664	57.824		39
4	2	214 Henri Möhring	DEU	ADAC Hessen-Thüringen e.V. TB Racing Team	DEU	NKA16972 KBF38262	KR/IAME/Vega	11	10:45.184 2.798	58.032		34
5	-1	285 Felix Groneck	DEU	CRG Holland	NLD	NKA16373 IBL15521007	CRG/TM/Vega	11	10:52.035 9.649	58.356		30
6	5	294 Leo Klok	NLD	Miranda Klok-Holtjer	NLD	NKA52623 BEK52403	Oberon/IAME/Vega	11	10:52.105 9.719	58.265		26
7	2	241 Damian Luca Zeller	DEU	APEX Performance	DEU	NKA28615 KBF38438	Maranello/TM/Vega	11	10:58.929 16.543	58.771		22
8	14	255 Alex Huizer	NLD	CRG Holland	NLD	NKA52410 IBL15521007	CRG/TM/Vega	11	10:59.035 16.649	58.833		18
9	-4	219 Gustav Christensen	SWE	CRG Holland	NLD	NKA133604 IBL15521	CRG/TM/Vega	11	11:01.227 18.841	59.146		14
10	0	311 Peter Gunther Mayer	CZE	SKYLARKS Karting Team	CZE	ITC-C24AS0680 IBL24AT00701	Praga/IAME/Vega	11	11:01.279 18.893	58.332		10
11	7	274 Bruno Kortekaas	NLD	CRG Holland	NLD	NKA52405 IBL15521007	CRG/TM/Vega	11	11:01.332 18.946	58.526		8
12	13	266 Lean Kircher	DEU	ADAC Hessen-Thüringen e.V. Ebert Motorsport	DEU	NKA25532 KBF38528	Alonso Kart/TM/Vega	11	11:04.202 21.816	58.895		6
13	0	301 Senn Lindeman	NLD	Paauwer Kart Racing	NLD	NKA50470 IBL19655006	Birel ART/IAME/Vega	11	11:04.261 21.875	58.741		4
14	3	277 Nick Ried	DEU	Lanari Racing Team	DEU	NKA10695 KBF17166	KR/IAME/Vega	11	11:04.393 22.007	58.867		2
15	0	211 Presian Stoyanov	DEU	ADAC Berlin-Brandenburg e.V. TR Motorsport	DEU	NKA30339 KBF42809	RS/IAME/Vega	11	11:04.683 22.297	58.590		1
16	12	224 Paul Bernhard	DEU	Valier Motorsport	DEU	NKA41687 KBF39300	Energy/TM/Vega	11	11:04.746 22.360	58.389		0
17	7	275 Mico Lionn Schweers	DEU	Swantje Schweers	DEU	NKA26817 BEK26817	Oberon/IAME/Vega	11	11:05.239 22.853	58.515		0
18	8	223 Alexandr Machac	CZE	SIM-ON	DEU	NTG C24AS0666 KBF39246	Drago Corse/TM/Vega	11	11:05.476 23.090	58.635		0
19	8	307 Diego Schulze	DEU	Apex Performance	DEU	NKA15946 BIF38438	Oberon/IAME/Komet	11	11:06.584 24.198	59.155		0
20	-13	208 Roman Meister	DEU	TSUNAMI R.T.	ITA	NKA27196 IBL181	KR/IAME/Vega	11	11:10.717 28.331	58.726		0
21	-7	220 Neo Knapp	DEU	Team NKS	DEU	NKA11204 KBF42057	DR/TM/Vega	11	11:11.475 29.089	58.859	+ 5 sec	0
22	-2	233 Ruben Opitz	DEU	NEES RACING	DEU	NKA10450 KBF38362	KR/IAME/Vega	11	11:12.191 29.805	58.889		0
23	7	212 Jonathan Maier	DEU	7L-Performance	DEU	NKA41248 KBF38668	Tony Kart/TM/Vega	11	11:12.962 30.576	59.900		0
24	-8	249 Jonas Hubacek	CZE	Michal Hubacek	CZE	NKA24AS0050 IBL24AT00121	MS KART/TM/Vega	11	11:28.043 45.657	59.142		0
25	-2	326 Marketa Rumlenova	CZE	SKYLARKS Karting Team	CZE	NKA24AS0872 IBL24AT00701	IPK/IAME/Vega	8	8:03.214 3 Laps	58.329		0
26	-18	237 William Sterup Nielsen	DNK	CRG-Deutschland	DEU	NKA95174 KBF42811	CRG/TM/Vega	3	3:05.631 8 Laps	59.655		0
27	-8	321 Edin Keserovic	DEU	Lanari Racing Team	DEU	NKA45200 KBF42334	KR/IAME/Vega	1	1:06.266 10 Laps	1:05.355		0
28	-16	247 Ben Schumacher	DEU	ADAC Team Weser-Ems e.V. CRG Holland	NLD	NKA10686 IBL15521008	CRG/TM/Vega	1	1:06.645 10 Laps	1:06.190		0
29	-8	225 Noel Mannsperger	DEU	NEES RACING	DEU	NKA11122 KBF17863	KR/IAME/Vega	1	1:07.850 10 Laps	1:06.874		0

Not classified


DNS	304	Tiberius Müller	DEU	NEES RACING	DEU	NKA21274 KBF17863	Redspeed/IAME/Vega	0	DNS			0
-----	-----	-----------------	-----	-------------	-----	----------------------	--------------------	---	-----	--	--	---

Announcements

220 + 5 sec front fairing

Timekeeper
M.Riehmers

Race Director
H.Seidel





INT. ADAC Kartrennen Arena E

DMKM - Mini

Arena E Mülsen 1,315 Km

Final

11.08.2024 16:05

Race (11 Laps) started at 16:12:31

Lap	Time of Day	Lap Tm	Diff	SF Tm	S1 Tm	S2 Tm
(244) Milan Rossi						
1	16:13:32.546	1:00.838	+2.960	27.466	16.383	16.989
2	16:14:31.092	58.546	+0.668	25.643	15.887	17.016
3	16:15:29.638	58.546	+0.668	25.709	15.826	17.011
4	16:16:27.888	58.250	+0.372	25.564	15.688	16.998
5	16:17:26.025	58.137	+0.259	25.525	15.616	16.996
6	16:18:24.187	58.162	+0.284	25.525	15.644	16.993
7	16:19:22.113	57.926	+0.048	25.370	15.550	17.006
8	16:20:19.991	57.878		25.400	15.530	16.948
9	16:21:18.127	58.136	+0.258	25.550	15.598	16.988
10	16:22:16.138	58.011	+0.133	25.261	15.675	17.075
11	16:23:14.094	57.956	+0.078	25.411	15.548	16.997

(222) Carlos Nees						
1	16:13:32.823	1:01.047	+3.106	27.706	16.308	17.033
2	16:14:31.196	58.373	+0.432	25.516	15.941	16.916
3	16:15:30.062	58.866	+0.925	25.929	15.916	17.021
4	16:16:28.458	58.396	+0.455	25.424	15.902	17.070
5	16:17:26.615	58.157	+0.216	25.406	15.731	17.020
6	16:18:24.952	58.337	+0.396	25.469	15.776	17.092
7	16:19:22.893	57.941		25.303	15.641	16.997
8	16:20:21.074	58.181	+0.240	25.438	15.672	17.071
9	16:21:19.307	58.233	+0.292	25.431	15.716	17.086
10	16:22:17.480	58.173	+0.232	25.386	15.703	17.084
11	16:23:15.660	58.180	+0.239	25.377	15.734	17.069

(221) Devin Titz						
1	16:13:32.462	1:00.738	+2.914	27.519	16.047	17.172
2	16:14:31.035	58.573	+0.749	25.547	15.930	17.096
3	16:15:30.319	59.284	+1.460	26.300	16.077	16.907
4	16:16:28.864	58.545	+0.721	25.545	15.832	17.168
5	16:17:27.107	58.243	+0.419	25.520	15.660	17.063
6	16:18:26.045	58.938	+1.114	26.257	15.690	16.991
7	16:19:23.993	57.948	+0.124	25.369	15.585	16.994
8	16:20:21.817	57.824		25.373	15.533	16.918
9	16:21:19.678	57.861	+0.037	25.348	15.614	16.899
10	16:22:17.756	58.078	+0.254	25.330	15.741	17.007
11	16:23:15.758	58.002	+0.178	25.310	15.755	16.937

(214) Henri Möhring						
1	16:13:32.884	1:01.012	+2.980	27.920	16.080	17.012
2	16:14:31.332	58.448	+0.416	25.712	15.856	16.880
3	16:15:30.124	58.792	+0.760	25.960	15.886	16.946
4	16:16:28.809	58.685	+0.653	25.600	15.851	17.234
5	16:17:27.191	58.382	+0.350	25.775	15.710	16.897
6	16:18:26.139	58.948	+0.916	26.304	15.794	16.850
7	16:19:24.171	58.032		25.414	15.688	16.930
8	16:20:22.207	58.036	+0.004	25.330	15.761	16.945
9	16:21:20.258	58.051	+0.019	25.432	15.700	16.919
10	16:22:18.484	58.226	+0.194	25.511	15.721	16.994
11	16:23:16.892	58.408	+0.376	25.657	15.702	17.049

(285) Felix Groneck						
1	16:13:34.889	1:03.090	+4.734	29.058	16.382	17.650
2	16:14:33.618	58.729	+0.373	25.416	16.242	17.071
3	16:15:33.200	59.582	+1.226	26.059	16.285	17.238
4	16:16:32.065	58.866	+0.509	25.770	15.945	17.150
5	16:17:30.794	58.729	+0.373	25.738	15.912	17.079
6	16:18:29.632	58.838	+0.482	25.843	15.822	17.173
7	16:19:28.103	58.471	+0.115	25.617	15.728	17.126
8	16:20:26.459	58.356		25.524	15.642	17.190
9	16:21:25.003	58.544	+0.188	25.499	15.812	17.233
10	16:22:24.005	59.002	+0.646	26.250	15.798	16.954
11	16:23:23.743	59.738	+1.382	26.654	15.856	17.228

(294) Leo Klok						
1	16:13:34.350	1:02.252	+3.987	28.761	16.249	17.242
2	16:14:33.475	59.125	+0.860	25.781	16.131	17.213
3	16:15:33.401	59.926	+1.661	26.279	16.050	17.597
4	16:16:32.583	59.122	+0.917	25.937	16.078	17.167
5	16:17:31.507	58.924	+0.659	25.880	15.916	17.128
6	16:18:29.986	58.479	+0.214	25.723	15.738	17.018
7	16:19:28.251	58.265		25.586	15.706	16.973

8	16:20:26.588	58.337	+0.072	25.535	15.769	17.033
9	16:21:25.077	58.489	+0.224	25.620	15.782	17.187
10	16:22:23.858	58.781	+0.516	25.719	15.807	17.255
11	16:23:23.813	59.955	+1.690	27.014	15.862	17.079

(241) Damian Luca Zeller						
1	16:13:35.183	1:03.186	+4.415	29.253	16.769	17.164
2	16:14:35.142	59.959	+1.188	26.295	16.154	17.510
3	16:15:36.579	1:01.437	+2.666	26.633	17.375	17.429
4	16:16:37.000	1:00.421	+1.650	26.834	16.389	17.198
5	16:17:36.493	59.493	+0.722	26.504	15.870	17.119
6	16:18:35.730	59.237	+0.466	26.068	15.996	17.173
7	16:19:34.668	58.938	+0.167	25.951	15.815	17.172
8	16:20:33.504	58.836	+0.065	25.783	15.873	17.180
9	16:21:32.275	58.771		25.701	15.889	17.181
10	16:22:31.350	59.075	+0.304	25.918	16.001	17.156
11	16:23:30.637	59.287	+0.516	25.950	16.014	17.323

(255) Alex Huizer						
1	16:13:36.479	1:03.841	+5.008	29.612	16.929	17.300
2	16:14:35.718	59.239	+0.406	25.746	16.160	17.333
3	16:15:36.855	1:01.137	+2.304	26.589	17.302	17.246
4	16:16:36.848	59.993	+1.160	26.605	16.164	17.224
5	16:17:36.329	59.481	+0.648	26.060	15.999	17.422
6	16:18:35.512	59.183	+0.350	25.896	16.007	17.280
7	16:19:34.574	59.062	+0.229	25.909	15.913	17.240
8	16:20:33.432	58.858	+0.025	25.762	15.884	17.212
9	16:21:32.460	59.028	+0.195	25.917	15.963	17.148
10	16:22:31.293	58.833		25.648	15.935	17.250
11	16:23:30.743	59.450	+0.617	26.049	16.296	17.105

(219) Gustav Christensen						
1	16:13:35.816	1:03.967	+4.821	29.810	16.945	17.212
2	16:14:35.144	59.328	+0.182	25.949	16.026	17.353
3	16:15:36.750	1:01.606	+2.460	27.031	17.611	17.764
4	16:16:36.870	1:00.120	+0.974	26.626	16.017	17.477
5	16:17:36.436	59.566	+0.420	26.306	15.906	17.354
6	16:18:35.923	59.487	+0.341	26.055	16.207	17.225
7	16:19:35.767	59.844	+0.698	25.900	16.678	17.266
8	16:20:34.925	59.158	+0.012	25.643	15.688	17.827
9	16:21:34.572	59.647	+0.501	26.174	16.243	17.230
10	16:22:33.718	59.146		26.167	15.831	17.148
11	16:23:32.935	59.217	+0.071	26.042	15.833	17.342

(311) Peter Gunther Mayer						
1	16:13:37.880	1:05.833	+7.501	31.362	17.039	17.432
2	16:14:36.966	59.086	+0.754	25.855	15.998	17.233
3	16:15:38.357	1:01.391	+3.059	26.096	17.431	17.864
4	16:16:38.617	1:00.260	+1.928	26.216	16.516	17.528
5	16:17:38.129	59.512	+1.180	26.011	15.923	17.578
6	16:18:36.461	58.332		25.718	15.662	16.952
7	16:19:35.841	59.380	+1.048	25.592	16.758	17.030
8	16:20:34.926	59.085	+0.753	25.652	15.708	17.725
9	16:21:35.195	1:00.269	+1.937	26.338	16.701	17.230
10	16:22:33.866	58.671	+0.339	25.628	15.996	17.047
11	16:23:32.987	59.121	+0.789	26.157	15.878	17.086

(274) Bruno Kortekaas						
1	16:13:37.851	1:05.427	+6.901	30.833	17.043	17.551
2	16:14:37.052	59.201	+0.675	26.008	16.025	17.168
3	16:15:37.706	1:00.654	+2.128	26.090	17.009	17.555
4	16:16:3					

INT. ADAC Kartrennen Arena E

DMKM - Mini

Arena E Mülsen 1,315 Km

Final

11.08.2024 16:05

Race (11 Laps) started at 16:12:31

Lap	Time of Day	Lap Tm	Diff	SF Tm	S1 Tm	S2 Tm	Lap	Time of Day	Lap Tm	Diff	SF Tm	S1 Tm	S2 Tm	
4	16:16:37.072	59.664	+0.769	26.137	16.370	17.157	(223) Alexandr Machac	1	16:13:41.178	1:07.926	+9.291	32.773	16.866	18.287
5	16:17:36.987	59.915	+1.020	26.756	15.907	17.252	2	16:14:43.213	1:02.035	+3.400	28.037	16.597	17.401	
6	16:18:35.980	58.993	+0.098	25.872	15.988	17.133	3	16:15:43.594	1:00.381	+1.746	26.744	16.075	17.562	
7	16:19:36.851	1:00.871	+1.976	25.999	16.972	17.900	4	16:16:42.929	59.335	+0.700	26.093	15.886	17.356	
8	16:20:35.858	59.007	+0.112	25.810	15.923	17.274	5	16:17:41.857	58.928	+0.293	25.963	15.894	17.071	
9	16:21:36.120	1:00.262	+1.367	26.017	16.698	17.547	6	16:18:40.711	58.854	+0.219	25.807	15.939	17.108	
10	16:22:35.820	59.700	+0.805	26.241	15.954	17.505	7	16:19:39.446	58.735	+0.100	25.875	15.808	17.052	
11	16:23:35.910	1:00.090	+1.195	26.601	16.179	17.310	8	16:20:38.344	58.898	+0.263	25.886	15.864	17.148	
							9	16:21:39.109	1:00.765	+2.130	27.154	16.533	17.078	
							10	16:22:37.744	58.635		25.775	15.763	17.097	
							11	16:23:37.184	59.440	+0.805	26.375	15.956	17.109	
(301) Senn Lindeman							(307) Diego Schulze							
1	16:13:39.941	1:07.699	+8.958	32.091	18.022	17.586	1	16:13:40.573	1:07.488	+8.333	31.562	17.968	17.958	
2	16:14:41.744	1:01.803	+3.062	27.716	16.244	17.843	2	16:14:43.229	1:02.656	+3.501	28.463	16.599	17.594	
3	16:15:41.630	59.886	+1.145	26.680	15.967	17.239	3	16:15:43.836	1:00.607	+1.452	26.562	16.071	17.974	
4	16:16:40.640	59.010	+0.269	26.000	15.862	17.148	4	16:16:43.437	59.601	+0.446	26.155	15.964	17.482	
5	16:17:39.864	59.224	+0.483	26.088	16.037	17.099	5	16:17:42.720	59.283	+0.128	26.011	15.869	17.403	
6	16:18:38.605	58.741		25.933	15.687	17.121	6	16:18:41.875	59.155		25.929	15.786	17.440	
7	16:19:37.996	59.391	+0.650	26.219	16.113	17.059	7	16:19:41.063	59.188	+0.033	25.929	15.794	17.465	
8	16:20:37.588	59.592	+0.851	26.393	16.126	17.073	8	16:20:40.316	59.253	+0.098	26.005	15.838	17.410	
9	16:21:36.692	59.104	+0.363	26.224	15.747	17.133	9	16:21:39.842	59.526	+0.371	26.206	15.932	17.388	
10	16:22:35.955	59.263	+0.522	25.979	15.981	17.303	10	16:22:39.029	59.187	+0.032	25.968	15.763	17.456	
11	16:23:35.969	1:00.014	+1.273	26.532	16.231	17.251	11	16:23:38.292	59.263	+0.108	25.994	15.947	17.322	
(277) Nick Ried							(208) Roman Meister							
1	16:13:38.157	1:05.600	+6.733	30.642	17.553	17.405	1	16:13:35.124	1:03.206	+4.480	28.819	17.123	17.264	
2	16:14:39.325	1:01.168	+2.301	27.605	16.136	17.427	2	16:14:35.320	1:00.196	+1.470	26.512	16.276	17.408	
3	16:15:38.632	59.307	+0.440	26.060	15.984	17.263	3	16:15:37.946	1:02.626	+3.900	26.879	18.109	17.638	
4	16:16:39.359	1:00.727	+1.860	26.404	16.376	17.947	4	16:16:48.003	1:10.057	+11.331	26.349	16.448	27.260	
5	16:17:38.299	58.940	+0.073	25.946	15.791	17.203	5	16:17:48.276	1:00.273	+1.547	26.888	16.166	17.219	
6	16:18:38.038	59.739	+0.872	26.251	15.977	17.511	6	16:18:47.324	59.048	+0.322	25.830	16.031	17.187	
7	16:19:37.045	59.007	+0.140	25.667	15.857	17.483	7	16:19:46.363	59.039	+0.313	25.933	15.978	17.128	
8	16:20:37.530	1:00.485	+1.618	27.018	16.239	17.228	8	16:20:45.399	59.036	+0.310	25.950	15.972	17.114	
9	16:21:37.630	1:00.100	+1.233	26.888	15.980	17.232	9	16:21:44.839	59.440	+0.714	25.892	16.075	17.473	
10	16:22:36.497	58.857		25.846	15.820	17.201	10	16:22:43.565	58.726		25.707	15.888	17.131	
11	16:23:36.101	59.604	+0.737	26.114	16.231	17.259	11	16:23:42.425	58.860	+0.134	25.751	15.918	17.191	
(211) Presian Stoyanov							(220) Neo Knapp							
1	16:13:38.797	1:06.313	+7.723	31.421	17.632	17.260	1	16:13:38.081	1:05.834	+6.975	31.510	17.085	17.239	
2	16:14:41.558	1:02.761	+4.171	28.321	16.700	17.740	2	16:14:37.241	59.160	+0.301	26.019	16.031	17.110	
3	16:15:41.033	59.475	+0.885	26.004	16.127	17.344	3	16:15:38.127	1:00.886	+2.027	26.368	16.971	17.547	
4	16:16:40.406	59.373	+0.783	26.046	15.922	17.405	4	16:16:40.465	1:02.338	+3.479	26.080	16.439	19.819	
5	16:17:39.802	59.396	+0.806	26.248	16.023	17.125	5	16:17:39.688	59.223	+0.364	25.999	16.045	17.179	
6	16:18:38.811	59.009	+0.419	26.214	15.718	17.077	6	16:18:38.547	58.859		25.765	15.934	17.160	
7	16:19:38.253	59.442	+0.852	26.209	16.071	17.162	7	16:19:37.938	59.391	+0.532	26.250	16.051	17.090	
8	16:20:37.792	59.539	+0.949	26.225	16.187	17.127	8	16:20:37.318	59.380	+0.521	25.961	16.083	17.336	
9	16:21:38.303	1:00.511	+1.921	26.560	16.706	17.245	9	16:21:36.187	58.869	+0.010	25.740	15.913	17.216	
10	16:22:36.893	58.590		25.668	15.766	17.156	10	16:22:35.886	59.699	+0.840	26.391	15.982	17.326	
11	16:23:36.391	59.498	+0.908	25.850	16.257	17.391	11	16:23:38.183	1:02.297	+3.438	28.188	16.640	17.469	
(224) Paul Bernhard							(233) Ruben Opitz							
1	16:13:39.886	1:06.380	+7.991	30.530	17.987	17.863	1	16:13:35.755	1:03.180	+4.291	28.823	16.863	17.494	
2	16:14:41.810	1:01.924	+3.535	27.217	16.562	18.145	2	16:14:37.021	1:01.266	+2.377	26.172	16.231	18.863	
3	16:15:41.893	1:00.083	+1.694	26.714	16.181	17.188	3	16:15:38.273	1:01.252	+2.363	26.912	16.753	17.587	
4	16:16:41.318	59.425	+1.036	26.110	16.058	17.257	4	16:16:39.084	1:00.811	+1.922	26.481	16.425	17.905	
5	16:17:40.399	59.081	+0.692	25.921	16.023	17.137	5	16:17:38.215	59.131	+0.242	25.885	15.911	17.335	
6	16:18:39.373	58.974	+0.585	25.853	15.932	17.189	6	16:18:37.104	58.889		25.783	15.968	17.138	
7	16:19:38.436	59.063	+0.674	25.816	16.166	17.081	7	16:19:36.911	59.807	+0.918	25.715	16.220	17.872	
8	16:20:37.953	59.517	+1.128	26.198	16.150	17.169	8	16:20:37.619	1:00.708	+1.819	26.834	16.384	17.490	
9	16:21:38.714	1:00.761	+2.372	26.960	16.633	17.168	9	16:21:44.592	1:06.973	+8.084	32.052	17.383	17.538	
10	16:22:37.103	58.389		25.573	15.820	16.996	10	16:22:44.453	59.861	+0.972	26.378	16.125	17.358	
11	16:23:36.454	59.351	+0.962	26.016	16.155	17.180	11	16:23:43.899	59.446	+0.557	25.903	16.081	17.462	
(275) Mico Lionn Schweers							(212) Jonathan Maier							
1	16:13:39.823	1:06.894	+8.379	31.189	18.018	17.687	1	16:13:41.852	1:08.111	+8.211	31.044	17.974	19.093	
2	16:14:42.621	1:02.798	+4.283	29.170	16.256	17.372	2	16:14:44.115	1:02.263	+2.363	27.632	16.932	17.699	
3	16:15:42.315	59.694	+1.179	26.328	16.058	17.308	3	16:15:44.114	59.999	+0.099	26.245	16.072	17.682	
4	16:16:41.764	59.449	+0.934	26.134	16.062	17.253	4	16:16:44.271	1:00.157	+0.257	26.298	16.247	17.612	
5	16:17:41.004	59.240	+0.725	25.889	15.995	17.356	5	16:17:44.179	59.908	+0.008	26.235	16.050	17.623	
6	16:18:40.041	59.037	+0.522	25.923										



INT. ADAC Kartrennen Arena E

DMKM - Mini

Arena E Mülsen 1,315 Km

Final

11.08.2024 16:05

Race (11 Laps) started at 16:12:31

Lap	Time of Day	Lap Tm	Diff	SF Tm	S1 Tm	S2 Tm	Lap	Time of Day	Lap Tm	Diff	SF Tm	S1 Tm	S2 Tm
9	16:21:44.701	1:00.096	+0.196	26.359	16.291	17.446							
10	16:22:44.770	1:00.069	+0.169	26.363	16.298	17.408							
11	16:23:44.670	59.900		26.180	16.115	17.605							
(249) Jonas Hubacek													
1	16:13:37.737	1:05.405	+6.263	30.796	17.018	17.591							
2	16:14:36.897	59.160	+0.018	25.836	15.962	17.362							
3	16:15:38.040	1:01.143	+2.001	26.509	17.027	17.607							
4	16:16:38.469	1:00.429	+1.287	26.434	16.529	17.466							
5	16:17:38.245	59.776	+0.634	25.883	15.896	17.997							
6	16:18:37.828	59.583	+0.441	26.104	16.068	17.411							
7	16:19:36.970	59.142		25.713	15.907	17.522							
8	16:20:37.446	1:00.476	+1.334	25.992	15.855	18.629							
9	16:21:59.578	1:22.192	+22.990	46.395	17.729	18.008							
10	16:22:59.760	1:00.182	+1.040	26.461	16.041	17.680							
11	16:23:59.751	59.991	+0.849	26.118	16.064	17.809							
(326) Marketa Rumlenova													
1	16:13:38.437	1:05.671	+7.342	31.084	17.391	17.196							
2	16:14:39.702	1:01.265	+2.936	27.933	16.222	17.110							
3	16:15:38.771	59.069	+0.740	25.761	16.067	17.241							
4	16:16:39.203	1:00.492	+2.103	26.056	16.490	17.886							
5	16:17:38.280	59.077	+0.748	25.839	15.923	17.315							
6	16:18:37.141	58.861	+0.532	25.887	15.901	17.073							
7	16:19:36.593	59.452	+1.123	25.752	16.278	17.422							
8	16:20:34.922	58.329		25.442	15.704	17.183							
(237) William Sterup Nielsen													
1	16:13:35.869	1:03.893	+4.238	29.897	16.932	17.064							
2	16:14:35.524	59.655		26.211	16.201	17.243							
3	16:15:37.339	1:01.815	+2.160	26.852	17.617	17.346							
(321) Edin Keserovic													
1	16:13:37.974	1:05.355		30.576	16.864	17.915							
(247) Ben Schumacher													
1	16:13:38.353	1:06.190		31.597	17.396	17.197							
(225) Noel Mannsperger													
1	16:13:39.558	1:06.874		31.305	17.935	17.634							



INT. ADAC Kartrennen Arena E
Lapchart

DMKM - Mini

Arena E Mülsen 1,315 Km

Final

11.08.2024 16:05

Race (11 Laps) started at 16:12:31

Competitors	Laps												
		0	1	2	3	4	5	6	7	8	9	10	11
Milan Rossi (244)	1	244	221	221	244	244	244	244	244	244	244	244	244
Devin Titz (221)	2	221	244	244	222	222	222	222	222	222	222	222	222
Carlos Nees (222)	3	222	222	222	214	214	221	221	221	221	221	221	221
Felix Groneck (285)	4	285	214	214	221	221	214	214	214	214	214	214	214
Gustav Christensen (219)	5	219	294	294	285	285	285	285	285	285	294	285	285
Henri Möhring (214)	6	214	285	285	294	294	294	294	294	294	285	294	294
Roman Meister (208)	7	208	208	241	241	255	255	255	255	255	241	255	241
William Sterup Nielsen (237)	8	237	241	219	219	219	241	241	241	255	241	255	241
Damian Luca Zeller (241)	9	241	233	208	255	241	241	219	219	274	274	219	219
Peter Gunther Mayer (311)	10	311	219	237	237	266	266	266	311	326	219	274	311
Leo Klok (294)	11	294	237	255	266	249	274	274	274	219	311	311	274
Ben Schumacher (247)	12	247	255	266	274	274	311	311	326	311	266	266	266
Senn Lindeman (301)	13	301	266	249	208	311	233	233	266	266	220	220	301
Neo Knapp (220)	14	220	249	311	249	233	249	326	233	220	301	301	277
Jonas Hubacek (249)	15	249	274	233	220	326	326	249	249	249	277	277	211
Bruno Kortekaas (274)	16	274	311	274	233	277	277	277	277	277	211	211	224
Presian Stoyanov (211)	17	211	321	220	311	211	220	220	220	301	224	224	275
Nick Ried (277)	18	277	220	277	277	220	211	301	301	233	275	275	223
Ruben Opitz (233)	19	233	277	326	326	301	301	211	211	211	223	223	220
Edin Keserovic (321)	20	321	247	211	211	224	224	224	224	224	307	307	307
Alex Huizer (255)	21	255	326	301	301	275	275	275	275	275	233	208	208
Noel Mannsperger (225)	22	225	211	224	224	223	223	223	223	223	212	233	233
Marketa Rumlenova (326)	23	326	225	275	275	307	307	307	307	307	208	212	212
Lean Kircher (266)	24	266	275	223	223	212	212	212	212	212	249	249	249
Mico Lionn Schweers (275)	25	275	224	307	307	208	208	208	208	208	208	208	208
Diego Schulze (307)	26	307	301	212	212								
Alexandr Machac (223)	27	223	307										
Paul Bernhard (224)	28	224	223										
Jonathan Maier (212)	29	212	212										
-	30												



DMKM - Mini

Final Rev 2

Track length: 1.315 Km

Race Started: 16:12:31

Best Lap by: 221 - Devin Titz - 57.824

Rank	#	Driver	Nat	Sponsor Entrant	Nat	License E-License	Make	laps	T. Time Diff	Best Lap	Penalty	Points
1	0	244 Milan Rossi	DEU	Lanari Racing Team	DEU	NKA13619 KBF17166	KR/IAME/Vega	11	10:42.386	57.878		50
2	1	222 Carlos Nees	DEU	NEES RACING	DEU	NKA17874 KBF17863	KR/IAME/Vega	11	10:43.952 1.566	57.941		44
3	-1	221 Devin Titz	DEU	CRG Holland	NLD	NKA14835 IBL15521	CRG/TM/Vega	11	10:44.050 1.664	57.824		39
4	2	214 Henri Möhring	DEU	ADAC Hessen-Thüringen e.V. TB Racing Team	DEU	NKA16972 KBF38262	KR/IAME/Vega	11	10:45.184 2.798	58.032		34
5	-1	285 Felix Groneck	DEU	CRG Holland	NLD	NKA16373 IBL15521007	CRG/TM/Vega	11	10:52.035 9.649	58.356		30
6	5	294 Leo Klok	NLD	Miranda Klok-Holtjer	NLD	NKA52623 BEK52403	Oberon/IAME/Vega	11	10:52.105 9.719	58.265		26
7	2	241 Damian Luca Zeller	DEU	APEX Performance	DEU	NKA28615 KBF38438	Maranello/TM/Vega	11	10:58.929 16.543	58.771		22
8	14	255 Alex Huizer	NLD	CRG Holland	NLD	NKA52410 IBL15521007	CRG/TM/Vega	11	10:59.035 16.649	58.833		18
9	-4	219 Gustav Christensen	SWE	CRG Holland	NLD	NKA133604 IBL15521	CRG/TM/Vega	11	11:01.227 18.841	59.146		14
10	0	311 Peter Gunther Mayer	CZE	SKYLARKS Karting Team	CZE	ITC-C24AS0680 IBL24AT00701	Praga/IAME/Vega	11	11:01.279 18.893	58.332		0
11	7	274 Bruno Kortekaas	NLD	CRG Holland	NLD	NKA52405 IBL15521007	CRG/TM/Vega	11	11:01.332 18.946	58.526		10
12	13	266 Lean Kircher	DEU	ADAC Hessen-Thüringen e.V. Ebert Motorsport	DEU	NKA25532 KBF38528	Alonso Kart/TM/Vega	11	11:04.202 21.816	58.895		8
13	0	301 Senn Lindeman	NLD	Paauwer Kart Racing	NLD	NKA50470 IBL19655006	Birel ART/IAME/Vega	11	11:04.261 21.875	58.741		0
14	3	277 Nick Ried	DEU	Lanari Racing Team	DEU	NKA10695 KBF17166	KR/IAME/Vega	11	11:04.393 22.007	58.867		6
15	0	211 Presian Stoyanov	DEU	ADAC Berlin-Brandenburg e.V. TR Motorsport	DEU	NKA30339 KBF42809	RS/IAME/Vega	11	11:04.683 22.297	58.590		4
16	12	224 Paul Bernhard	DEU	Valier Motorsport	DEU	NKA41687 KBF39300	Energy/TM/Vega	11	11:04.746 22.360	58.389		2
17	7	275 Mico Lionn Schweers	DEU	Swantje Schweers	DEU	NKA26817 BEK26817	Oberon/IAME/Vega	11	11:05.239 22.853	58.515		1
18	8	223 Alexandr Machac	CZE	SIM-ON	DEU	NTG C24AS0666 KBF39246	Drago Corse/TM/Vega	11	11:05.476 23.090	58.635		0
19	8	307 Diego Schulze	DEU	Apex Performance	DEU	NKA15946 BIF38438	Oberon/IAME/Komet	11	11:06.584 24.198	59.155		0
20	-13	208 Roman Meister	DEU	TSUNAMI R.T.	ITA	NKA27196 IBL181	KR/IAME/Vega	11	11:10.717 28.331	58.726		0
21	-7	220 Neo Knapp	DEU	Team NKS	DEU	NKA11204 KBF42057	DR/TM/Vega	11	11:11.475 29.089	58.859	+ 5 sec	0
22	-2	233 Ruben Opitz	DEU	NEES RACING	DEU	NKA10450 KBF38362	KR/IAME/Vega	11	11:12.191 29.805	58.889		0
23	7	212 Jonathan Maier	DEU	7L-Performance	DEU	NKA41248 KBF38668	Tony Kart/TM/Vega	11	11:12.962 30.576	59.900		0
24	-8	249 Jonas Hubacek	CZE	Michal Hubacek	CZE	NKA24AS0050 IBL24AT00121	MS KART/TM/Vega	11	11:28.043 45.657	59.142		0
25	-2	326 Marketa Rumlenova	CZE	SKYLARKS Karting Team	CZE	NKA24AS0872 IBL24AT00701	IPK/IAME/Vega	8	8:03.214 3 Laps	58.329		0
26	-18	237 William Sterup Nielsen	DNK	CRG-Deutschland	DEU	NKA95174 KBF42811	CRG/TM/Vega	3	3:05.631 8 Laps	59.655		0
27	-8	321 Edin Keserovic	DEU	Lanari Racing Team	DEU	NKA45200 KBF42334	KR/IAME/Vega	1	1:06.266 10 Laps	1:05.355		0
28	-16	247 Ben Schumacher	DEU	ADAC Team Weser-Ems e.V. CRG Holland	NLD	NKA10686 IBL15521008	CRG/TM/Vega	1	1:06.645 10 Laps	1:06.190		0
29	-8	225 Noel Mannsperger	DEU	NEES RACING	DEU	NKA11122 KBF17863	KR/IAME/Vega	1	1:07.850 10 Laps	1:06.874		0

Not classified

DNS	304	Tiberius Müller	DEU	NEES RACING	DEU	NKA21274 KBF17863	Redspeed/IAME/Vega	0	DNS			0
-----	-----	-----------------	-----	-------------	-----	----------------------	--------------------	---	-----	--	--	---

Announcements

220 + 5 sec front fairing

