



DKM - KZ2

Test-Session 3

Track length: 1.315 Km

Session Started: 16:00:19

Best Lap by: 14 - Danilo Albanese - 47.804

Rank	#	Driver	Nat	Sponsor Entrant	Nat	License E-License	Make	laps	Best Lap	Diff	In Lap	Penalty
1	14	Danilo Albanese	ITA	Dörr Motorsport	DEU	ITE498284 BIF38420	KR/IAME/Vega	13	47.804		13	
2	77	Dion van Werven	NLD	Wilfred van Werven	NLD	ITE49844 EL50365	CRG/TM/Vega	14	47.897	0.093	14	
3	5	David Trefilov	DEU	Maranello SRP Factory Team	DEU	ITE 16049 KBF38275	Maranello/TM /Vega	12	47.926	0.122	12	
4	9	André Maticic	DEU	Solgat Motorsport	DEU	ITE 34369 KBF42332	Birel Art/TM/Vega	13	47.927	0.123	11	
5	12	Lukas Schächer	DEU	TB Racing Team	DEU	ITE 28091 KBF38262	KR/TM/Vega	15	47.964	0.160	15	
6	76	Marek Skřivan	CZE	IPK Factory Team	CZE	ITE24AS0203 IBL2400631	IPK/TM /Vega	16	48.007	0.203	15	
7	6	Markus Kajak	EST	Maranello SRP Factory Team	DEU	ITE26214 KBF38275	Maranello/TM/Vega	12	48.009	0.205	10	
8	16	Guust Specken	NLD	CRG Holland	NLD	ITE33443 IBL15521	CRG/TM/Vega	11	48.013	0.209	10	
9	46	Gianni Andrisani	DEU	TB Racing Team	DEU	ITE13762 KBF38262	KR/TM/Vega	14	48.024	0.220	14	
10	78	Thomas Rackl	DEU	Maranello SRP Factory Team	DEU	ITC-C38399 KBF38275	Maranello /TM /Vega	15	48.154	0.350	15	
11	41	Maddox Wirtz	DEU	VDB Kart Racing	DEU	ITE 39902 KBF42053	Birel Art/TM/Vega	13	48.155	0.351	10	
12	19	Jannik Julius-Bernhart	AUT	Dörr Motorsport	DEU	ITEJK2048 BIF38420	KR/IAME/Vega	14	48.186	0.382	13	
13	13	Christiaan de Kleijn	NLD	CRG Holland	NLD	ITE44092 IBL15521	CRG/TM/Vega	14	48.202	0.398	13	
14	18	Robert Kindervater	DEU	ADAC Berlin-Brandenburg e.V. BIREL ART RACING KSW	AUT	ITE24990 IBLBK 102	Birel Art/TM/Vega	13	48.248	0.444	13	
15	1	Stan Pex	NLD	SP Motorsport	NLD	ITE31772 IBL47253	Kart Republic/TM/Vega	14	48.271	0.467	14	
16	69	Jorrit Pex	NLD	SP Motorsport	NLD	ITE27382 IBL47253006	KR/TM/Vega	13	48.315	0.511	6	
17	10	Lukas Scherbinskas	DEU	NSL Racing	LTU	ITE11348 IBL2024-KL/10	Energy/TM/Vega	15	48.417	0.613	15	
18	79	Sandro Holzem	DEU	SIM-ON	DEU	ITC-C11248 KBF39246	KR/IAME/Vega	14	48.426	0.622	13	
19	11	Jens Treur	NLD	CRG Holland	NLD	ITE44483 IBL15521	CRG/TM/Vega	12	48.517	0.713	12	
20	65	Kipras Jurse	LTU	Paske Racing	LTU	ITE2024-ITE/001 IBL2024-KL/05	Righetti Ridolfi/TM/Vega	13	48.571	0.767	13	
21	62	Jelte Bouma	NLD	Mach1 Motorsport	DEU	NKA52400 KBF39310	Mach1/TM/VEGA	11	48.602	0.798	11	
22	60	Nico Lemberg	FIN	Kali Kart Finland	FIN	ITE34752735 IBL50125317	Kali Kart/TM/Vega	15	48.624	0.820	11	
23	72	Aleks Jutkevicius	LTU	Paske Racing	LTU	ITE2024-ITE/012 IBL2024-KL/05	Righetti Ridolfi/TM/Vega	14	48.653	0.849	14	
24	89	Tobias Nath	DEU	Dörr Motorsport	DEU	ITE29314 BIF38420	KR/t.b.a./Vega	14	49.018	1.214	7	

Announcements

17 no transpondersignal


Timekeeper
M.Riehmers

Race Director
H.Seidel

Page 1/1

These results are provisional until the conclusion of any judicial and technical matters!

Printed: 09.08.2024 / 16:16



INT. ADAC Kartrennen Arena E

DMKM - Mini

Arena E Mülsen 1,315 Km

Test-Session 3

09.08.2024 15:00

Practice (15:00 Time) started at 15:00:02

Lap	Time of Day	Lap Tm	Diff	SF Tm	S1 Tm	S2 Tm	Lap	Time of Day	Lap Tm	Diff	SF Tm	S1 Tm	S2 Tm	
2	15:03:18.483	58.306		25.510	15.695	17.101	(275) Mico Lionn Schweers	1	15:02:32.129	1:00.846	+2.067	26.566	16.337	17.944
3	15:04:17.408	58.925	+0.619	25.968	15.685	17.272	2	15:03:32.399	1:00.270	+1.491	26.691	16.256	17.323	
4	15:05:15.794	58.386	+0.080	25.643	15.615	17.228	3	15:04:31.722	59.323	+0.544	25.917	16.026	17.380	
5	15:06:14.287	58.493	+0.187	25.573	15.661	17.259	4	15:05:31.057	59.335	+0.556	25.995	15.842	17.498	
6	15:07:12.695	58.408	+0.102	25.594	15.623	17.191	5	15:09:11.583	3:40.526	+2:41.747	26.239	16.007	17.388	
7	15:10:19.600	3:06.905	+2:08.599	25.524	15.682	17.175	6	15:10:11.064	59.481	+0.702	26.183	15.815	17.483	
8	15:11:17.911	58.311	+0.005	25.515	15.673	17.123	7	15:11:10.325	59.261	+0.482	25.956	15.897	17.408	
9	15:12:16.377	58.466	+0.160	25.520	15.710	17.236	8	15:12:09.530	59.205	+0.426	25.950	15.860	17.395	
10	15:13:14.937	58.560	+0.254	25.538	15.801	17.221	9	15:13:08.348	58.818	+0.039	25.905	15.672	17.241	
11	15:14:13.693	58.756	+0.450	25.749	15.725	17.282	10	15:14:07.127	58.779		25.681	15.782	17.316	
12	15:15:12.223	58.530	+0.224	25.672	15.552	17.306	11	15:15:06.004	58.877	+0.098	25.695	15.901	17.281	
(294) Leo Klok	1	15:02:54.100	58.339	+0.017	25.608	15.605	17.126							
2	15:03:53.328	59.228	+0.906	26.146	15.748	17.334								
3	15:04:51.650	58.322		25.497	15.677	17.148								
4	15:05:50.500	58.850	+0.528	25.501	15.577	17.772								
5	15:06:49.386	58.886	+0.564	25.778	15.919	17.189								
6	15:07:47.862	58.476	+0.154	25.662	15.675	17.139								
7	15:12:03.562	4:15.700	+3:17.378	25.741	15.733	17.116								
8	15:13:02.238	58.676	+0.354	25.736	15.744	17.196								
9	15:14:01.035	58.797	+0.475	25.891	15.700	17.206								
10	15:14:59.637	58.602	+0.280	25.652	15.713	17.237								
11	15:15:58.231	58.594	+0.272	25.658	15.748	17.188								
(277) Nick Ried	1	15:03:11.193	58.826	+0.399	25.771	15.722	17.333							
2	15:04:09.983	58.790	+0.363	25.951	15.761	17.078								
3	15:05:08.552	58.569	+0.142	25.779	15.736	17.054								
4	15:06:07.445	58.893	+0.466	25.859	15.672	17.362								
5	15:07:06.070	58.625	+0.198	25.718	15.582	17.325								
6	15:08:05.107	59.037	+0.610	26.232	15.682	17.123								
7	15:11:44.141	3:39.034	+2:40.607	25.888	15.655	17.343								
8	15:12:42.568	58.427		25.664	15.555	17.208								
9	15:13:41.108	58.540	+0.113	25.676	15.597	17.267								
10	15:14:39.724	58.616	+0.189	25.638	15.669	17.309								
11	15:15:38.332	58.608	+0.181	25.672	15.627	17.309								
(249) Jonas Hubacek	1	15:02:18.984	59.000	+0.445	25.964	15.739	17.297							
2	15:03:18.412	59.428	+0.873	25.664	16.470	17.294								
3	15:04:17.798	59.386	+0.831	26.310	15.768	17.308								
4	15:05:16.431	58.633	+0.078	25.710	15.595	17.328								
5	15:06:15.040	58.609	+0.054	25.648	15.651	17.310								
6	15:07:13.595	58.555		25.679	15.551	17.325								
7	15:08:14.123	1:00.528	+1.973	25.798	15.666	19.064								
8	15:09:12.993	58.870	+0.315	25.952	15.625	17.293								
9	15:10:12.063	59.070	+0.515	25.925	15.697	17.448								
10	15:11:10.980	58.917	+0.362	25.620	15.861	17.436								
11	15:12:09.679	58.699	+0.144	25.635	15.769	17.295								
12	15:13:08.902	59.223	+0.668	26.089	15.774	17.360								
13	15:14:08.375	59.473	+0.918	26.189	15.843	17.441								
14	15:15:07.800	59.425	+0.870	26.221	15.753	17.451								
(266) Lean Kircher	1	15:03:10.920	58.832	+0.269	25.784	15.724	17.324							
2	15:04:09.702	58.782	+0.219	25.778	15.787	17.217								
3	15:05:08.391	58.689	+0.126	25.750	15.647	17.292								
4	15:06:07.645	59.254	+0.691	25.933	16.067	17.254								
5	15:07:06.208	58.563		25.595	15.789	17.179								
6	15:08:05.000	58.792	+0.229	25.933	15.625	17.234								
7	15:11:45.502	3:40.502	+2:41.939	25.668	15.730	18.260								
8	15:12:45.051	59.549	+0.986	26.352	15.749	17.448								
9	15:13:43.928	58.877	+0.314	25.801	15.718	17.358								
10	15:14:43.057	59.129	+0.566	25.960	15.776	17.393								
11	15:15:42.186	59.129	+0.566	25.957	15.734	17.438								
(307) Diego Schulze	1	15:02:30.523	59.181	+0.459	25.980	15.931	17.270							
2	15:03:29.400	58.877	+0.155	25.821	15.664	17.392								
3	15:04:28.122	58.722		25.738	15.721	17.263								
4	15:05:26.946	58.824	+0.102	25.815	15.556	17.453								
5	15:06:26.039	59.093	+0.371	25.795	15.721	17.577								
6	15:07:24.956	58.917	+0.195	25.883	15.615	17.419								



DKM - KZ2

Test-Session 4

Track length: 1.315 Km

Session Started: 18:40:01

Best Lap by: 14 - Danilo Albanese - 47.722

Rank	#	Driver	Nat	Sponsor Entrant	Nat	License E-License	Make	laps	Best Lap	Diff	In Lap	Penalty
1	14	Danilo Albanese	ITA	Dörr Motorsport	DEU	ITE498284 BIF38420	KR/IAME/Vega	10	47.722		8	
2	16	Guust Specken	NLD	CRG Holland	NLD	ITE33443 IBL15521	CRG/TM/Vega	12	47.840	0.118	9	
3	76	Marek Skřivan	CZE	IPK Factory Team	CZE	ITE24AS0203 IBL2400631	IPK/TM /Vega	12	47.861	0.139	9	
4	5	David Trefilov	DEU	Maranello SRP Factory Team	DEU	ITE 16049 KBF38275	Maranello/TM /Vega	11	47.885	0.163	11	
5	19	Jannik Julius-Bernhart	AUT	Dörr Motorsport	DEU	ITEJK2048 BIF38420	KR/IAME/Vega	11	47.912	0.190	9	
6	13	Christiaan de Kleijn	NLD	CRG Holland	NLD	ITE44092 IBL15521	CRG/TM/Vega	12	47.918	0.196	12	
7	46	Gianni Andrisani	DEU	TB Racing Team	DEU	ITE13762 KBF38262	KR/TM/Vega	12	47.918	0.196	10	
8	9	André Matic	DEU	Solgat Motorsport	DEU	ITE 34369 KBF42332	Birel Art/TM/Vega	11	47.966	0.244	11	
9	12	Lukas Schächer	DEU	TB Racing Team	DEU	ITE 28091 KBF38262	KR/TM/Vega	12	48.015	0.293	9	
10	6	Markus Kajak	EST	Maranello SRP Factory Team	DEU	ITE26214 KBF38275	Maranello/TM/Vega	12	48.030	0.308	11	
11	69	Jorrit Pex	NLD	SP Motorsport	NLD	ITE27382 IBL47253006	KR/TM/Vega	12	48.055	0.333	12	
12	11	Jens Treur	NLD	CRG Holland	NLD	ITE44483 IBL15521	CRG/TM/Vega	12	48.076	0.354	9	
13	1	Stan Pex	NLD	SP Motorsport	NLD	ITE31772 IBL47253	Kart Republic/TM/Vega	13	48.125	0.403	13	
14	77	Dion van Werven	NLD	Wilfred van Werven	NLD	ITE49844 EL50365	CRG/TM/Vega	10	48.140	0.418	8	
15	79	Sandro Holzem	DEU	SIM-ON	DEU	ITC-C11248 KBF39246	KR/IAME/Vega	9	48.154	0.432	9	
16	10	Lukas Scherbinskas	DEU	NSL Racing	LTU	ITE11348 IBL2024-KL/10	Energy/TM/Vega	13	48.280	0.558	13	
17	18	Robert Kindervater	DEU	ADAC Berlin-Brandenburg e.V. BIREL ART RACING KSW	AUT	ITE24990 IBLBK 102	Birel Art/TM/Vega	12	48.284	0.562	12	
18	41	Maddox Wirtz	DEU	VDB Kart Racing	DEU	ITE 39902 KBF42053	Birel Art/TM/Vega	9	48.300	0.578	8	
19	62	Jelte Bouma	NLD	Mach1 Motorsport	DEU	NKA52400 KBF39310	Mach1/TM/VEGA	13	48.568	0.846	13	
20	65	Kipras Jurse	LTU	Paske Racing	LTU	ITE2024-ITE/001 IBL2024-KL/05	Righetti Ridolfi/TM/Vega	16	48.588	0.866	4	
21	60	Nico Lemberg	FIN	Kali Kart Finland	FIN	ITE34752735 IBL50125317	Kali Kart/TM/Vega	13	48.678	0.956	12	
22	89	Tobias Nath	DEU	Dörr Motorsport	DEU	ITE29314 BIF38420	KR/t.b.a./Vega	15	49.072	1.350	12	
23	72	Aleks Jutkevicius	LTU	Paske Racing	LTU	ITE2024-ITE/012 IBL2024-KL/05	Righetti Ridolfi/TM/Vega	12	49.107	1.385	10	
24	78	Thomas Rackl	DEU	Maranello SRP Factory Team	DEU	ITC-C38399 KBF38275	Maranello /TM /Vega	3	49.461	1.739	3	
25	17	Nico Franke	DEU	ADAC Berlin-Brandenburg e.V. SG Samuelkart	NLD	ITE42574 IBL57205001	CRG/TM/Vega	16	49.660	1.938	15	

Timekeeper
M.Riehmers

Race Director
H.Seidel



INT. ADAC Kartrennen Arena E

DKM - KZ2

Arena E Mülsen 1,315 Km

Test-Session 4

09.08.2024 18:40

Practice (15:00 Time) started at 18:40:01

Lap	Time of Day	Lap Tm	Diff	SF Tm	S1 Tm	S2 Tm	Lap	Time of Day	Lap Tm	Diff	SF Tm	S1 Tm	S2 Tm
(14) Danilo Albanese													
1	18:42:28.986	52.305	+4.583	22.854	15.430	14.021	7	18:51:11.982	49.083	+1.165	21.356	14.314	13.413
2	18:43:17.626	48.640	+0.918	20.840	14.165	13.635	8	18:52:00.236	48.254	+0.336	20.748	14.083	13.423
3	18:44:06.432	48.806	+1.084	20.860	14.268	13.678	9	18:52:48.434	48.198	+0.280	20.650	14.078	13.570
4	18:44:54.575	48.143	+0.421	20.647	14.044	13.452	10	18:53:36.404	47.970	+0.052	20.622	13.968	13.380
5	18:50:28.228	533.653	+4.45.931	20.598	15.923	14.393	11	18:54:24.325	47.921	+0.003	20.561	14.039	13.321
6	18:51:19.765	51.537	+3.815	22.922	15.079	13.536	12	18:55:12.243	47.918		20.611	13.994	13.313
7	18:52:07.682	47.917	+0.195	20.456	14.020	13.441	(46) Gianni Andrisani						
8	18:52:55.404	47.722		20.431	13.897	13.394	1	18:42:06.239	49.204	+1.286	21.173	14.443	13.588
9	18:53:48.580	53.176	+5.454	22.612	16.714	13.850	2	18:42:54.958	48.719	+0.801	20.916	14.279	13.524
10	18:54:36.343	47.763	+0.041	20.445	13.958	13.360	3	18:43:43.857	48.899	+0.981	20.878	14.429	13.592
							4	18:44:32.491	48.634	+0.716	20.836	14.185	13.613
							5	18:45:20.908	48.417	+0.499	20.815	14.117	13.485
							6	18:50:14.725	4:53.817	+4:05.899	20.812	15.686	14.314
							7	18:51:07.657	52.932	+5.014	21.820	16.435	14.677
							8	18:51:56.342	48.685	+0.767	20.976	14.196	13.513
							9	18:52:44.358	48.016	+0.098	20.636	13.994	13.386
							10	18:53:32.276	47.918		20.535	13.965	13.418
							11	18:54:20.541	48.265	+0.347	20.716	14.121	13.428
							12	18:55:09.191	48.650	+0.732	20.727	14.063	13.860
(16) Guust Specken													
1	18:42:20.002	54.588	+6.748	24.590	15.680	14.318	(9) André Matisic						
2	18:43:10.563	50.561	+2.721	21.994	14.457	14.110	1	18:42:17.340	50.096	+2.130	21.858	14.465	13.773
3	18:43:59.633	49.070	+1.230	21.179	14.281	13.610	2	18:43:06.100	48.760	+0.794	20.888	14.257	13.615
4	18:44:48.348	48.715	+0.875	20.854	14.280	13.581	3	18:43:54.542	48.442	+0.476	20.776	14.149	13.517
5	18:45:36.774	48.426	+0.586	20.727	14.146	13.553	4	18:44:42.731	48.189	+0.223	20.685	14.073	13.431
6	18:50:23.966	4:47.192	+3:59.352	20.721	16.002	14.349	5	18:50:20.648	5:37.917	+4:49.951	20.774	15.858	14.662
7	18:51:12.708	48.742	+0.902	21.112	14.141	13.489	6	18:51:10.978	50.330	+2.364	22.153	14.578	13.599
8	18:52:00.752	48.044	+0.204	20.582	14.012	13.450	7	18:51:59.382	48.404	+0.438	20.773	14.111	13.520
9	18:52:48.592	47.840		20.462	14.003	13.385	8	18:52:47.868	48.486	+0.520	20.600	14.140	13.746
10	18:53:36.664	48.072	+0.232	20.627	14.012	13.433	9	18:53:36.035	48.167	+0.201	20.729	13.963	13.475
11	18:54:24.731	48.067	+0.227	20.547	14.078	13.442	10	18:54:24.164	48.129	+0.163	20.684	14.015	13.430
12	18:55:12.652	47.921	+0.081	20.507	14.019	13.395	11	18:55:12.130	47.966		20.620	13.945	13.401
							(12) Lukas Schächer						
							1	18:42:05.507	49.486	+1.471	21.211	14.564	13.711
							2	18:42:54.467	48.960	+0.945	20.986	14.385	13.589
							3	18:43:43.139	48.672	+0.657	20.862	14.248	13.562
							4	18:44:31.715	48.576	+0.561	20.897	14.115	13.564
							5	18:45:20.147	48.432	+0.417	20.811	14.067	13.554
							6	18:50:28.559	5:08.412	+4:20.397	20.989	16.034	14.258
							7	18:51:21.032	52.473	+4.458	23.025	14.965	14.483
							8	18:52:09.242	48.210	+0.195	20.773	14.032	13.405
							9	18:52:57.257	48.015		20.655	13.974	13.386
							10	18:53:45.408	48.151	+0.136	20.677	13.971	13.503
							11	18:54:33.462	48.054	+0.039	20.610	13.951	13.493
							12	18:55:21.492	48.030	+0.015	20.616	13.939	13.475
(5) David Trefilov													
1	18:42:05.011	50.023	+2.138	21.266	14.675	14.082	(6) Markus Kajak						
2	18:42:53.727	48.716	+0.831	20.953	14.205	13.558	1	18:42:10.616	49.376	+1.346	21.228	14.483	13.665
3	18:43:42.129	48.402	+0.517	20.772	14.124	13.506	2	18:42:59.543	48.927	+0.897	21.050	14.320	13.557
4	18:44:30.714	48.585	+0.700	20.836	14.113	13.636	3	18:43:48.288	48.745	+0.715	21.008	14.207	13.530
5	18:50:13.308	5:42.594	+4:54.709	21.283	15.484	14.203	4	18:44:36.988	48.700	+0.670	20.944	14.221	13.535
6	18:51:02.205	48.897	+1.012	21.282	14.142	13.473	5	18:45:25.342	48.354	+0.324	20.770	14.076	13.508
7	18:51:50.665	48.460	+0.575	20.822	14.174	13.464	6	18:50:13.520	4:48.178	+4:00.148	20.753	15.441	13.915
8	18:52:38.944	48.279	+0.394	20.833	14.005	13.441	7	18:51:02.858	49.338	+1.308	21.603	14.286	13.449
9	18:53:27.689	48.745	+0.860	20.811	13.939	13.995	8	18:51:51.149	48.291	+0.261	20.723	14.128	13.440
10	18:54:15.874	48.185	+0.300	20.753	14.038	13.394	9	18:52:39.268	48.119	+0.089	20.603	14.112	13.404
11	18:55:03.759	47.885		20.525	14.031	13.329	10	18:53:27.438	48.170	+0.140	20.676	13.960	13.534
							11	18:54:15.468	48.030		20.589	14.022	13.419
							12	18:55:03.566	48.098	+0.068	20.674	13.976	13.448
(19) Jannik Julius-Bernhart													
1	18:42:19.018	50.206	+2.294	21.781	14.617	13.808	(69) Jorrit Pex						
2	18:43:07.773	48.755	+0.843	20.837	14.334	13.584	1	18:42:16.045	50.087	+2.032	21.928	14.414	13.745
3	18:43:56.438	48.665	+0.753	20.808	14.307	13.550	2	18:43:04.843	48.798	+0.743	20.923	14.257	13.618
4	18:44:44.776	48.338	+0.426	20.700	14.159	13.479	3	18:43:53.313	48.470	+0.415	20.754	14.187	13.529
5	18:50:18.602	5:33.826	+4:45.914	20.830	15.895	14.835	4	18:44:42.499	49.186	+1.131	20.725	14.843	13.618
6	18:51:09.222	50.620	+2.708	21.714	14.864	14.042	5	18:45:30.832	48.333	+0.278	20.663	14.136	13.534
7	18:51:57.742	48.520	+0.608	20.872	14.211	13.437	6	18:50:29.135	4:58.303	+4:10.248	20.746	16.020	14.363
8	18:52:45.822	48.080	+0.168	20.587	14.057	13.436	7	18:51:20.523	51.388	+3.333	22.204	15.298	13.886
9	18:53:33.734	47.912		20.547	13.958	13.407	8	18:52:08.893	48.370	+0.315	20.765	14.103	13.502
10	18:54:22.639	48.905	+0.993	21.173	14.356	13.376	9	18:52:57.085	48.192	+0.137	20.641	14.071	13.480
11	18:55:10.642	48.003	+0.091	20.630	14.044	13.329	10	18:53:48.743	51.658	+3.603	22.169	15.667	13.822
							11	18:54:36.882	48.139	+0.084	20.660	14.051	13.428
(13) Christiaan de Kleijn													
1	18:42:13.169	49.530	+1.612	21.360	14.473	13.697	Orbits						
2	18:43:02.021	48.852	+0.934	21.020	14.288	13.544							
3	18:43:50.741	48.720	+0.802	20.943	14.204	13.573							
4	18:44:39.368	48.627	+0.709	20.876	14.195	13.556							
5	18:45:27.716	48.348	+0.430	20.741	14.153	13.454							
6	18:50:22.899	4:55.183	+4:07.265	20.777	16.493	14.245							



INT. ADAC Kartrennen Arena E

DKM - KZ2

Arena E Mülsen 1,315 Km

Test-Session 4

09.08.2024 18:40

Practice (15:00 Time) started at 18:40:01

Lap	Time of Day	Lap Tm	Diff	SF Tm	S1 Tm	S2 Tm	Lap	Time of Day	Lap Tm	Diff	SF Tm	S1 Tm	S2 Tm
6	18:46:39.058	49.216	+0.144	21.155	14.298	13.763							
7	18:49:02.270	2:23.212	+1:34.140	21.385	14.681	13.932							
8	18:49:51.809	49.539	+0.467	21.310	14.447	13.782							
9	18:50:41.581	49.772	+0.700	21.470	14.510	13.792							
10	18:51:30.989	49.408	+0.336	21.208	14.411	13.789							
11	18:52:20.142	49.153	+0.081	21.130	14.272	13.751							
12	18:53:09.214	49.072		21.043	14.271	13.758							
13	18:53:58.396	49.182	+0.110	21.046	14.363	13.773							
14	18:54:47.846	49.450	+0.378	21.333	14.394	13.723							
15	18:55:36.934	49.088	+0.016	21.090	14.281	13.717							

(72) Aleks Jutkevicius

1	18:42:23.793	51.754	+2.647	22.525	14.947	14.282							
2	18:46:51.743	4:27.950	+3:38.843	21.814	14.779	14.161							
3	18:47:41.709	49.966	+0.859	21.513	14.443	14.010							
4	18:48:31.291	49.582	+0.475	21.372	14.358	13.852							
5	18:49:20.886	49.595	+0.488	21.302	14.371	13.922							
6	18:50:10.962	50.076	+0.969	21.871	14.297	13.908							
7	18:51:00.654	49.692	+0.585	21.347	14.234	14.111							
8	18:51:50.237	49.583	+0.476	21.249	14.229	14.105							
9	18:52:40.151	49.914	+0.807	21.854	14.262	13.798							
10	18:53:29.258	49.107		21.097	14.210	13.800							
11	18:54:18.899	49.641	+0.534	21.532	14.351	13.758							
12	18:55:08.159	49.260	+0.153	21.329	14.111	13.820							

(78) Thomas Rackl

1	18:42:04.741	50.168	+0.707	21.503	14.688	13.977							
2	18:42:54.380	49.639	+0.178	21.487	14.438	13.714							
3	18:43:43.841	49.461		21.312	14.370	13.779							

(17) Nico Franke

1	18:42:33.377	56.414	+6.754	24.932	16.117	15.365							
2	18:43:27.784	54.407	+4.747	24.335	15.322	14.750							
3	18:44:18.156	50.372	+0.712	21.728	14.720	13.924							
4	18:45:08.007	49.851	+0.191	21.555	14.509	13.787							
5	18:45:58.252	50.245	+0.585	21.837	14.482	13.926							
6	18:46:48.144	49.892	+0.232	21.632	14.381	13.879							
7	18:47:38.306	50.162	+0.502	21.644	14.539	13.979							
8	18:48:28.220	49.914	+0.254	21.536	14.494	13.884							
9	18:49:18.198	49.978	+0.318	21.509	14.533	13.936							
10	18:50:08.549	50.351	+0.691	21.923	14.519	13.909							
11	18:50:58.526	49.977	+0.317	21.504	14.569	13.904							
12	18:51:48.849	50.323	+0.663	21.519	14.499	14.305							
13	18:52:38.832	49.983	+0.323	21.429	14.480	14.074							
14	18:53:29.118	50.286	+0.626	21.860	14.570	13.856							
15	18:54:18.778	49.660		21.338	14.455	13.867							
16	18:55:09.772	50.994	+1.334	21.755	14.561	14.678							



DKM - KZ2

Free Practice

Track length: 1.315 Km
Session Started: 9:41:00

Best Lap by: 76 - Marek Skrivan - 47.631


Rank	#	Driver	Nat	Sponsor Entrant	Nat	License E-License	Make	laps	Best Lap	Diff	In Lap	Penalty
1	76	Marek Skrivan	CZE	IPK Factory Team	CZE	ITE24AS0203 IBL2400631	IPK/TM /Vega	7	47.631		7	
2	5	David Trefilov	DEU	Maranello SRP Factory Team	DEU	ITE 16049 KBF38275	Maranello/TM /Vega	6	47.772	0.141	6	
3	14	Danilo Albanese	ITA	Dörr Motorsport	DEU	ITE498284 BIF38420	KR/IAME/Vega	6	47.802	0.171	6	
4	19	Jannik Julius-Bernhart	AUT	Dörr Motorsport	DEU	ITEJK2048 BIF38420	KR/IAME/Vega	6	47.804	0.173	6	
5	6	Markus Kajak	EST	Maranello SRP Factory Team	DEU	ITE26214 KBF38275	Maranello/TM/Vega	6	47.973	0.342	6	
6	12	Lukas Schächer	DEU	TB Racing Team	DEU	ITE 28091 KBF38262	KR/TM/Vega	7	48.032	0.401	7	
7	16	Guust Specken	NLD	CRG Holland	NLD	ITE33443 IBL15521	CRG/TM/Vega	7	48.036	0.405	7	
8	46	Gianni Andrisani	DEU	TB Racing Team	DEU	ITE13762 KBF38262	KR/TM/Vega	7	48.047	0.416	7	
9	18	Robert Kindervater	DEU	ADAC Berlin-Brandenburg e.V. BIREL ART RACING KSW	AUT	ITE24990 IBLBK 102	Birel Art/TM/Vega	7	48.135	0.504	7	
10	9	André Maticic	DEU	Solgat Motorsport	DEU	ITE 34369 KBF42332	Birel Art/TM/Vega	6	48.142	0.511	6	
11	10	Lukas Scherbinskas	DEU	NSL Racing	LTU	ITE11348 IBL2024-KL/10	Energy/TM/Vega	8	48.177	0.546	8	
12	60	Nico Lemberg	FIN	Kali Kart Finland	FIN	ITE34752735 IBL50125317	Kali Kart/TM/Vega	7	48.194	0.563	7	
13	13	Christiaan de Kleijn	NLD	CRG Holland	NLD	ITE44092 IBL15521	CRG/TM/Vega	6	48.230	0.599	6	
14	1	Stan Pex	NLD	SP Motorsport	NLD	ITE31772 IBL47253	Kart Republic/TM/Vega	6	48.236	0.605	6	
15	79	Sandro Holzem	DEU	SIM-ON	DEU	ITC-C11248 KBF39246	KR/IAME/Vega	5	48.253	0.622	5	
16	77	Dion van Werven	NLD	Wilfred van Werven	NLD	ITE49844 EL50365	CRG/TM/Vega	6	48.270	0.639	6	
17	69	Jorrit Pex	NLD	SP Motorsport	NLD	ITE27382 IBL47253006	KR/TM/Vega	6	48.299	0.668	6	
18	11	Jens Treur	NLD	CRG Holland	NLD	ITE44483 IBL15521	CRG/TM/Vega	7	48.329	0.698	7	
19	41	Maddox Wirtz	DEU	VDB Kart Racing	DEU	ITE 39902 KBF42053	Birel Art/TM/Vega	7	48.393	0.762	7	
20	78	Thomas Rackl	DEU	Maranello SRP Factory Team	DEU	ITC-C38399 KBF38275	Maranello /TM /Vega	5	48.425	0.794	5	
21	72	Aleks Jutkevicius	LTU	Paske Racing	LTU	ITE2024-ITE/012 IBL2024-KL/05	Righetti Ridolfi/TM/Vega	8	48.670	1.039	7	
22	89	Tobias Nath	DEU	Dörr Motorsport	DEU	ITE29314 BIF38420	KR/t.b.a./Vega	7	48.944	1.313	6	
23	65	Kipras Jurse	LTU	Paske Racing	LTU	ITE2024-ITE/001 IBL2024-KL/05	Righetti Ridolfi/TM/Vega	10	49.124	1.493	10	
24	62	Jelte Bouma	NLD	Mach1 Motorsport	DEU	NKA52400 KBF39310	Mach1/TM/VEGA	10	49.447	1.816	10	
25	17	Nico Franke	DEU	ADAC Berlin-Brandenburg e.V. SG Samuelkart	NLD	ITE42574 IBL57205001	CRG/TM/Vega	11	49.713	2.082	11	

Timekeeper
M.Riehmers

Race Director
H.Seidel

These results are provisional until the conclusion of any judicial and technical matters!

Printed: 10.08.2024 / 09:52



INT. ADAC Kartrennen Arena E

DKM - KZ2

Arena E Mülsen 1,315 Km

Free Practice

10.08.2024 09:40

Practice (10:00 Time) started at 9:41:00

Lap	Time of Day	Lap Tm	Diff	SF Tm	S1 Tm	S2 Tm	Lap	Time of Day	Lap Tm	Diff	SF Tm	S1 Tm	S2 Tm
4	9:48:40.702	51.258	+2.929	21.733	14.762	14.763	10	9:50:50.900	49.821	+0.108	21.487	14.519	13.815
5	9:49:29.858	49.166	+0.827	21.098	14.240	13.818	11	9:51:40.613	49.713		21.400	14.492	13.821
6	9:50:18.340	48.482	+0.153	20.782	14.111	13.589							
7	9:51:06.669	48.329		20.669	14.077	13.593							

(41) Maddox Wirtz

1	9:45:50.305	58.929	+10.536	25.456	16.696	16.777
2	9:46:49.427	59.122	+10.729	26.336	17.839	14.947
3	9:48:02.468	1:13.041	+24.648	31.862	22.588	18.591
4	9:48:57.495	56.027	+6.634	26.640	14.685	13.702
5	9:49:46.250	48.755	+0.362	20.968	14.290	13.497
6	9:50:34.644	48.394	+0.001	20.798	14.142	13.454
7	9:51:23.037	48.393		20.779	14.099	13.515

(78) Thomas Rackl

1	9:47:49.211	5:19.458	+4:31.033	23.871	17.389	14.745
2	9:48:45.631	56.420	+7.995	23.000	15.745	17.675
3	9:49:34.918	49.287	+0.862	21.203	14.438	13.646
4	9:50:23.519	48.601	+0.176	20.790	14.217	13.594
5	9:51:11.944	48.425		20.781	14.093	13.551

(72) Aleks Jutkevicius

1	9:43:19.692	53.466	+4.796	23.274	15.392	14.800
2	9:44:10.262	50.570	+1.900	21.601	14.757	14.212
3	9:46:58.674	2:48.412	+1:59.742	21.367	14.505	13.781
4	9:47:50.086	51.412	+2.742	22.656	14.823	13.933
5	9:48:40.674	50.588	+1.918	21.471	14.556	14.561
6	9:49:30.263	49.589	+0.919	21.469	14.364	13.756
7	9:50:18.933	48.670		20.951	14.123	13.596
8	9:51:07.937	49.004	+0.334	21.134	14.167	13.703

(89) Tobias Nath

1	9:43:12.151	55.091	+6.147	24.296	15.752	15.043
2	9:47:27.834	4:15.683	+3:26.739	23.550	16.575	14.765
3	9:48:18.941	51.107	+2.163	22.130	15.009	13.968
4	9:49:08.530	49.589	+0.645	21.463	14.427	13.699
5	9:49:57.781	49.251	+0.307	21.186	14.300	13.765
6	9:50:46.725	48.944		20.992	14.214	13.738
7	9:51:35.874	49.149	+0.205	21.035	14.330	13.784

(65) Kipras Jurse

1	9:43:31.183	58.915	+9.791	25.363	16.840	16.712
2	9:44:29.760	58.577	+9.453	24.760	16.459	17.358
3	9:45:28.925	59.165	+10.041	25.189	16.404	17.572
4	9:46:26.573	57.648	+8.524	24.903	16.523	16.222
5	9:47:24.196	57.623	+8.499	24.535	16.496	16.592
6	9:48:21.613	57.417	+8.293	24.812	16.520	16.085
7	9:49:13.788	52.175	+3.051	22.770	14.969	14.436
8	9:50:04.228	50.440	+1.316	21.492	14.732	14.216
9	9:50:53.798	49.570	+0.446	21.361	14.293	13.916
10	9:51:42.922	49.124		21.152	14.112	13.860

(62) Jelte Bouma

1	9:43:21.203	1:03.365	+13.918	28.929	17.821	16.615
2	9:44:20.867	59.664	+10.217	24.717	17.914	17.033
3	9:45:17.839	56.972	+7.525	24.067	16.240	16.665
4	9:46:11.064	53.225	+3.778	23.325	15.172	14.728
5	9:47:01.915	50.851	+1.404	21.899	14.850	14.102
6	9:47:58.489	56.574	+7.127	23.876	18.044	14.654
7	9:48:49.735	51.246	+1.799	22.002	15.006	14.238
8	9:49:39.792	50.057	+0.610	21.546	14.523	13.988
9	9:50:29.570	49.778	+0.331	21.338	14.441	13.999
10	9:51:19.017	49.447		21.230	14.328	13.889

(17) Nico Franke

1	9:43:13.929	55.955	+6.242	26.049	15.655	14.251
2	9:44:06.674	52.745	+3.032	22.243	15.377	15.125
3	9:44:58.270	51.596	+1.883	21.875	14.838	14.883
4	9:45:49.487	51.217	+1.504	21.986	14.779	14.452
5	9:46:39.793	50.306	+0.593	21.714	14.658	13.934
6	9:47:30.543	50.760	+1.037	22.063	14.737	13.950
7	9:48:21.200	50.657	+0.944	21.614	14.704	14.339
8	9:49:11.320	50.120	+0.407	21.613	14.582	13.925
9	9:50:01.079	49.759	+0.046	21.466	14.473	13.820



DKM - KZ2

Qualifying Practice

Track length: 1.315 Km


Session Started: 11:48:55

Best Lap by: 76 - Marek Skrivan - 47.946

Rank	#	Driver	Nat	Sponsor Entrant	Nat	License E-License	Make	laps	Best Lap	Diff	In Lap	Penalty
1	76	Marek Skrivan	CZE	IPK Factory Team	CZE	ITE24AS0203 IBL2400631	IPK/TM /Vega	5	47.946		5	
2	14	Danilo Albanese	ITA	Dörr Motorsport	DEU	ITE498284 BIF38420	KR/IAME/Vega	5	47.970	0.024	4	
3	46	Gianni Andrisani	DEU	TB Racing Team	DEU	ITE13762 KBF38262	KR/TM/Vega	5	48.004	0.058	5	
4	13	Christiaan de Kleijn	NLD	CRG Holland	NLD	ITE44092 IBL15521	CRG/TM/Vega	5	48.023	0.077	4	
5	79	Sandro Holzem	DEU	SIM-ON	DEU	ITC-C11248 KBF39246	KR/IAME/Vega	5	48.046	0.100	5	
6	77	Dion van Werven	NLD	Wiifred van Werven	NLD	ITE49844 EL50365	CRG/TM/Vega	5	48.062	0.116	5	
7	6	Markus Kajak	EST	Maranello SRP Factory Team	DEU	ITE26214 KBF38275	Maranello/TM/Vega	6	48.098	0.152	6	
8	41	Maddox Wirtz	DEU	VDB Kart Racing	DEU	ITE 39902 KBF42053	Birel Art/TM/Vega	5	48.132	0.186	5	
9	12	Lukas Schächer	DEU	TB Racing Team	DEU	ITE 28091 KBF38262	KR/TM/Vega	5	48.161	0.215	5	
10	10	Lukas Scherbinkas	DEU	NSL Racing	LTU	ITE11348 IBL2024-KL/10	Energy/TM/Vega	5	48.193	0.247	5	
11	69	Jorrit Pex	NLD	SP Motorsport	NLD	ITE27382 IBL47253006	KR/TM/Vega	5	48.198	0.252	5	
12	5	David Trefilov	DEU	Maranello SRP Factory Team	DEU	ITE 16049 KBF38275	Maranello/TM /Vega	5	48.203	0.257	4	
13	18	Robert Kindervater	DEU	ADAC Berlin-Brandenburg e.V. BIREL ART RACING KSW	AUT	ITE24990 IBLBK 102	Birel Art/TM/Vega	5	48.209	0.263	4	
14	1	Stan Pex	NLD	SP Motorsport	NLD	ITE31772 IBL47253	Kart Republic/TM/Vega	5	48.262	0.316	4	
15	9	André Maticic	DEU	Solgat Motorsport	DEU	ITE 34369 KBF42332	Birel Art/TM/Vega	5	48.282	0.336	5	
16	19	Jannik Julius-Bernhart	AUT	Dörr Motorsport	DEU	ITEJK2048 BIF38420	KR/IAME/Vega	5	48.338	0.392	5	
17	60	Nico Lemberg	FIN	Kali Kart Finland	FIN	ITE34752735 IBL50125317	Kali Kart/TM/Vega	5	48.348	0.402	5	
18	16	Guust Specken	NLD	CRG Holland	NLD	ITE33443 IBL15521	CRG/TM/Vega	5	48.384	0.438	4	
19	11	Jens Treur	NLD	CRG Holland	NLD	ITE44483 IBL15521	CRG/TM/Vega	5	48.564	0.618	5	
20	78	Thomas Rackl	DEU	Maranello SRP Factory Team	DEU	ITC-C38399 KBF38275	Maranello /TM /Vega	6	48.571	0.625	6	
21	65	Kipras Jurse	LTU	Paske Racing	LTU	ITE2024-ITE/001 IBL2024-KL/05	Righetti Ridolfi/TM/Vega	5	48.789	0.843	4	
22	72	Aleks Jutkevicius	LTU	Paske Racing	LTU	ITE2024-ITE/012 IBL2024-KL/05	Righetti Ridolfi/TM/Vega	6	48.839	0.893	6	
23	62	Jelte Bouma	NLD	Mach1 Motorsport	DEU	NKA52400 KBF39310	Mach1/TM/VEGA	7	48.945	0.999	6	
24	89	Tobias Nath	DEU	Dörr Motorsport	DEU	ITE29314 BIF38420	KR/t.b.a./Vega	5	49.525	1.579	3	
25	17	Nico Franke	DEU	ADAC Berlin-Brandenburg e.V. SG Samuelkart	NLD	ITE42574 IBL57205001	CRG/TM/Vega	3	49.797	1.851	3	

Timekeeper
M.Riehmers

Race Director
H.Seidel



INT. ADAC Kartrennen Arena E

DKM - KZ2

Arena E Mülsen 1,315 Km

Qualifying Practice


10.08.2024 11:49

Qualifying (6:00 Time) started at 11:48:55

Lap	Time of Day	Lap Tm	Diff	SF Tm	S1 Tm	S2 Tm
(76) Marek Skrivan						
1	11:52:24.382	52.062	+4.116	22.969	15.224	13.869
2	11:53:13.296	48.914	+0.968	20.951	14.425	13.538
3	11:54:01.749	48.463	+0.507	20.818	14.130	13.505
4	11:54:49.886	48.137	+0.191	20.642	14.020	13.475
5	11:55:37.832	47.946		20.576	13.930	13.440
(14) Danilo Albanese						
1	11:52:10.131	52.133	+4.163	23.262	15.140	13.731
2	11:52:58.869	48.738	+0.768	20.974	14.206	13.558
3	11:53:47.201	48.332	+0.362	20.767	14.083	13.482
4	11:54:35.171	47.970		20.544	14.004	13.422
5	11:55:23.296	48.125	+0.155	20.586	14.047	13.492
(46) Gianni Andrisani						
1	11:52:25.200	51.550	+3.546	22.229	15.415	13.906
2	11:53:14.693	49.493	+1.489	20.945	14.349	14.199
3	11:54:02.894	48.201	+0.197	20.725	14.048	13.428
4	11:54:51.007	48.113	+0.109	20.626	14.050	13.437
5	11:55:39.011	48.004		20.524	14.052	13.428
(13) Christiaan de Kleijn						
1	11:52:12.301	53.465	+5.442	23.396	16.041	14.028
2	11:53:01.303	49.002	+0.979	21.151	14.322	13.529
3	11:53:49.569	48.266	+0.243	20.743	14.116	13.407
4	11:54:37.592	48.023		20.624	13.999	13.400
5	11:55:25.721	48.129	+0.106	20.603	14.082	13.444
(79) Sandro Holzem						
1	11:51:43.726	49.421	+1.375	21.313	14.443	13.665
2	11:52:32.457	48.731	+0.685	21.119	14.217	13.395
3	11:53:20.836	48.379	+0.333	20.740	14.121	13.518
4	11:54:09.262	48.426	+0.380	20.774	14.150	13.502
5	11:54:57.308	48.046		20.538	14.072	13.436
(77) Dion van Werven						
1	11:51:42.314	49.880	+1.818	21.290	14.551	14.039
2	11:52:30.865	48.551	+0.489	20.815	14.192	13.544
3	11:53:19.250	48.385	+0.323	20.771	14.120	13.494
4	11:54:10.061	50.811	+2.749	22.910	14.403	13.498
5	11:54:58.123	48.062		20.572	13.978	13.512
(6) Markus Kajak						
1	11:51:41.411	49.430	+1.332	21.434	14.452	13.544
2	11:52:30.014	48.603	+0.505	20.854	14.241	13.508
3	11:53:18.941	48.927	+0.829	20.802	14.128	13.997
4	11:54:07.118	48.177	+0.079	20.648	14.086	13.443
5	11:54:55.268	48.160	+0.052	20.710	14.052	13.388
6	11:55:43.366	48.098		20.622	14.055	13.421
(41) Maddox Wirtz						
1	11:51:45.873	49.435	+1.303	21.359	14.455	13.621
2	11:52:35.049	49.176	+1.044	21.117	14.426	13.633
3	11:53:23.669	48.620	+0.488	20.897	14.191	13.532
4	11:54:12.109	48.440	+0.308	20.822	14.165	13.453
5	11:55:00.241	48.132		20.707	14.041	13.384
(12) Lukas Schächer						
1	11:52:11.557	53.181	+5.020	23.318	16.033	13.830
2	11:53:00.709	49.162	+0.991	21.149	14.418	13.585
3	11:53:49.518	48.809	+0.648	21.051	14.211	13.547
4	11:54:38.043	48.525	+0.364	20.927	14.148	13.450
5	11:55:26.204	48.161		20.626	14.097	13.438
(10) Lukas Scherbinskas						
1	11:52:16.061	50.896	+2.702	22.296	14.900	13.699
2	11:53:05.774	49.713	+1.520	21.700	14.480	13.533
3	11:53:54.333	48.559	+0.366	20.849	14.270	13.440
4	11:54:42.703	48.370	+0.177	20.765	14.070	13.535
5	11:55:30.896	48.193		20.587	14.103	13.503
(69) Jorrit Pex						
1	11:52:13.853	55.295	+7.097	23.842	16.155	15.298

Lap	Time of Day	Lap Tm	Diff	SF Tm	S1 Tm	S2 Tm
(5) David Trefilov						
1	11:52:10.913	52.684	+4.481	23.332	15.568	13.784
2	11:53:00.064	49.151	+0.948	21.154	14.436	13.561
3	11:53:48.581	48.517	+0.314	20.862	14.180	13.475
4	11:54:36.784	48.203		20.674	14.132	13.397
5	11:55:25.079	48.295	+0.092	20.657	14.181	13.457
(18) Robert Kindervater						
1	11:51:43.749	49.031	+0.822	21.161	14.364	13.506
2	11:52:32.178	48.429	+0.220	20.780	14.148	13.501
3	11:53:20.514	48.336	+0.127	20.764	14.137	13.435
4	11:54:08.723	48.209		20.612	14.113	13.484
5	11:54:57.100	48.377	+0.168	20.651	14.063	13.663
(1) Stan Pex						
1	11:52:24.887	53.497	+5.235	22.360	15.782	15.355
2	11:53:13.890	49.003	+0.741	20.956	14.484	13.563
3	11:54:02.231	48.341	+0.079	20.707	14.200	13.434
4	11:54:50.493	48.262		20.654	14.100	13.508
5	11:55:38.783	48.290	+0.028	20.692	14.087	13.511
(9) André Maticic						
1	11:51:48.751	51.018	+2.736	22.271	14.939	13.808
2	11:52:37.930	49.179	+0.897	21.136	14.392	13.651
3	11:53:26.615	48.685	+0.403	20.928	14.229	13.528
4	11:54:14.906	48.291	+0.009	20.694	14.083	13.514
5	11:55:03.188	48.282		20.725	14.056	13.501
(19) Jannik Julius-Bernhart						
1	11:52:10.391	52.310	+3.972	23.369	15.144	13.797
2	11:52:59.569	49.178	+0.840	21.257	14.352	13.569
3	11:53:48.121	48.552	+0.214	20.861	14.161	13.530
4	11:54:36.595	48.474	+0.136	20.789	14.115	13.570
5	11:55:24.933	48.338		20.690	14.086	13.562
(60) Nico Lemberg						
1	11:51:49.726	50.702	+2.354	21.957	15.022	13.723
2	11:52:38.524	48.798	+0.450	21.075	14.205	13.518
3	11:53:27.006	48.482	+0.134	20.893	14.114	13.475
4	11:54:15.403	48.397	+0.049	20.793	14.097	13.507
5	11:55:03.751	48.348		20.783	14.077	13.488
(16) Guust Specken						
1	11:52:15.758	50.913	+2.529	22.125	14.978	13.810
2	11:53:05.000	49.242	+0.858	21.388	14.255	13.599
3	11:53:53.500	48.500	+0.116	20.813	14.130	13.557
4	11:54:41.884	48.384		20.761	14.084	13.539
5	11:55:30.288	48.404	+0.020	20.637	14.152	13.615
(11) Jens Treur						
1	11:51:42.803	49.924	+1.360	21.513	14.510	13.901
2	11:52:31.643	48.840	+0.276	20.972	14.303	13.565
3	11:53:20.258	48.615	+0.051	20.860	14.190	13.565
4	11:54:10.729	50.471	+1.907	22.332	14.507	13.632
5	11:54:59.293	48.564		20.825	14.117	13.622
(78) Thomas Rackl						
1	11:51:08.369	55.887	+7.316	24.626	17.037	14.224
2	11:51:58.025	49.656	+1.085	21.339	14.550	13.767
3	11:52:47.107	49.082	+0.511	21.045	14.335	13.702
4	11:53:35.963	48.856	+0.285	20.946	14.167	13.743
5	11:54:24.709	48.746	+0.175	20.868	14.195	13.683
6	11:55:13.280	48.571		20.731	14.208	13.632
(65) Kipras Jurse						
1	11:52:12.778	53.845	+5.056	24.007	15.718	14.120
2	11:53:02.352	49.574	+0.785	21.443	14.368	13.763
3	11:53:51.181	48.829	+0.040	20.915	14.107	13.807
4	11:54:39.970	48.789		20.925	14.104	13.760

Orbits





INT. ADAC Kartrennen Arena E

DKM - KZ2


Arena E Mülsen 1,315 Km

Qualifying Practice

10.08.2024 11:49

Qualifying (6:00 Time) started at 11:48:55

Lap	Time of Day	Lap Tm	Diff	SF Tm	S1 Tm	S2 Tm	Lap	Time of Day	Lap Tm	Diff	SF Tm	S1 Tm	S2 Tm
5	11:55:28.831	48.861	+0.072	20.992	14.086	13.783							
(72) Aleks Jutkevicius													
1	11:50:55.907	51.498	+2.659	22.573	14.942	13.983							
2	11:51:45.799	49.892	+1.053	21.396	14.497	13.999							
3	11:52:35.517	49.718	+0.879	21.450	14.416	13.852							
4	11:53:24.506	48.989	+0.150	21.105	14.181	13.703							
5	11:54:13.530	49.024	+0.185	21.009	14.206	13.809							
6	11:55:02.369	48.839		20.981	14.091	13.767							
(62) Jelte Bouma													
1	11:50:47.168	50.965	+2.020	21.948	14.825	14.192							
2	11:51:37.348	50.180	+1.235	21.489	14.642	14.049							
3	11:52:27.298	49.950	+1.005	21.431	14.691	13.828							
4	11:53:16.780	49.482	+0.537	21.181	14.508	13.793							
5	11:54:06.045	49.265	+0.320	21.136	14.449	13.680							
6	11:54:54.990	48.945		20.913	14.286	13.746							
7	11:55:44.102	49.112	+0.167	21.208	14.282	13.622							
(89) Tobias Nath													
1	11:51:50.208	50.681	+1.156	21.897	14.842	13.942							
2	11:52:39.808	49.600	+0.075	21.346	14.455	13.799							
3	11:53:29.333	49.525		21.242	14.326	13.957							
4	11:54:19.169	49.836	+0.311	21.528	14.478	13.830							
5	11:55:08.912	49.743	+0.218	21.129	14.771	13.843							
(17) Nico Franke													
1	11:51:27.268	51.697	+1.900	22.814	14.980	13.903							
2	11:52:17.581	50.313	+0.516	21.611	14.786	13.916							
3	11:53:07.378	49.797		21.518	14.519	13.760							





DKM Round 5

Class: DKM - KZ2

Date/Time: 10.08.2024 15:30

Track: Mülsen II

Heat: Heat 1

Laps: 11 laps

Edition 1

	18	
	17	
	16	
	15	
	14	
Nico Franke	17	CRG/TM/Vega
	25	
Jelte Bouma	62	Mach1/TM/VEG A
	23	
Kipras Jurse	65	Righetti Ridolfi/TM/Vega
	21	
Jens Treur	11	CRG/TM/Vega
	19	
Nico Lemberg	60	Kali Kart/TM/Vega
	17	
André Maticic	9	Birel Art/TM/Vega
	15	
Robert Kindervater	18	Birel Art/TM/Vega
	13	
Jorrit Pex	69	KR/TM/Vega
	11	
Lukas Schächer	12	KR/TM/Vega
	9	
Markus Kajak	6	Maranello/TM/Vega
	7	
Sandro Holzem	79	KR/IAME/Vega
	5	
Gianni Andrisani	46	KR/TM/Vega
	3	
Marek Skrivan	76	IPK/TM/Vega
	1	
	13	
Tobias Nath	89	KR/t.b.a./Vega
	24	
Aleks Jutkevicius	72	Righetti Ridolfi/TM/Vega
	22	
Thomas Rackl	78	Maranello /TM/Vega
	20	
Guust Specken	16	CRG/TM/Vega
	18	
Jannik Julius-Bernhart	19	KR/IAME/Vega
	16	
Stan Pex	1	Republic/TM/Vega
	14	
David Trefilov	5	Maranello/TM/Vega
	12	
Lukas Scherbinskas	10	Energy/TM/Vega
	10	
Maddox Wirtz	41	Birel Art/TM/Vega
	8	
Dion van Werven	77	CRG/TM/Vega
	6	
Christiaan de Kleijn	13	CRG/TM/Vega
	4	
Danilo Albanese	14	KR/IAME/Vega
	2	

Pole Position

printed 10.08.2024 12:18





DKM Round 5

Class: DKM - KZ2

Date/Time: 10.08.2024 17:35

Track: Mülsen II

Heat: Heat 2

Laps: 11 laps

Edition 1

	18	
	17	
	16	
	15	
	14	
Nico Franke	17	CRG/TM/Vega
	25	
Jelte Bouma	62	Mach1/TM/VEG A
	23	
Kipras Jurse	65	Righetti Ridolfi/TM/Vega
	21	
Jens Treur	11	CRG/TM/Vega
	19	
Nico Lemberg	60	Kali Kart/TM/Vega
	17	
André Maticic	9	Birel Art/TM/Vega
	15	
Robert Kindervater	18	Birel Art/TM/Vega
	13	
Jorrit Pex	69	KR/TM/Vega
	11	
Lukas Schächer	12	KR/TM/Vega
	9	
Markus Kajak	6	Maranello/TM/Vega
	7	
Sandro Holzem	79	KR/IAME/Vega
	5	
Gianni Andrisani	46	KR/TM/Vega
	3	
Marek Skrivan	76	IPK/TM/Vega
	1	
	13	
Tobias Nath	89	KR/t.b.a./Vega
	24	
Aleks Jutkevicius	72	Righetti Ridolfi/TM/Vega
	22	
Thomas Rackl	78	Maranello /TM/Vega
	20	
Guust Specken	16	CRG/TM/Vega
	18	
Jannik Julius-Bernhart	19	KR/IAME/Vega
	16	
Stan Pex	1	Republic/TM/Vega
	14	
David Trefilov	5	Maranello/TM/Vega
	12	
Lukas Scherbinskas	10	Energy/TM/Vega
	10	
Maddox Wirtz	41	Birel Art/TM/Vega
	8	
Dion van Werven	77	CRG/TM/Vega
	6	
Christiaan de Kleijn	13	CRG/TM/Vega
	4	
Danilo Albanese	14	KR/IAME/Vega
	2	

Pole Position

printed 10.08.2024 12:18





DKM - KZ2

Qualifying Heat 1

Track length: 1.315 Km

Race Started: 15:34:26

Best Lap by: 77 - Dion van Werven - 48.050

Rank	#	Driver	Nat	Sponsor Entrant	Nat	License E-License	Make	laps	T. Time Diff	Best Lap	Penalty	Points
1	14	Danilo Albanese	ITA	Dörr Motorsport	DEU	ITE498284 BIF38420	KR/IAME/Vega	11	9:01.562	48.198		50
2	13	Christiaan de Kleijn	NLD	CRG Holland	NLD	ITE44092 IBL15521	CRG/TM/Vega	11	9:01.809 0.247	48.144		44
3	77	Dion van Werven	NLD	Wilfred van Werven	NLD	ITE49844 EL50365	CRG/TM/Vega	11	9:02.108 0.546	48.050		41
4	76	Marek Skrivan	CZE	IPK Factory Team	CZE	ITE24AS0203 IBL2400631	IPK/TM/Vega	11	9:05.776 4.214	48.227		38
5	1	Stan Pex	NLD	SP Motorsport	NLD	ITE31772 IBL47253	Kart Republic/TM/Vega	11	9:07.558 5.996	48.303		36
6	5	David Trefilov	DEU	Maranello SRP Factory Team	DEU	ITE 16049 KBF38275	Maranello/TM/Vega	11	9:08.363 6.801	48.344		34
7	46	Gianni Andrisani	DEU	TB Racing Team	DEU	ITE13762 KBF38262	KR/TM/Vega	11	9:08.760 7.198	48.411		32
8	11	Jens Treur	NLD	CRG Holland	NLD	ITE44483 IBL15521	CRG/TM/Vega	11	9:09.811 8.249	48.429		30
9	16	Guust Specken	NLD	CRG Holland	NLD	ITE33443 IBL15521	CRG/TM/Vega	11	9:09.864 8.302	48.297		28
10	41	Maddox Wirtz	DEU	VDB Kart Racing	DEU	ITE 39902 KBF42053	Birel Art/TM/Vega	11	9:11.358 9.796	48.462		27
11	10	Lukas Scherbinkas	DEU	NSL Racing	LTU	ITE11348 IBL2024-KL/10	Energy/TM/Vega	11	9:11.548 9.986	48.580		26
12	6	Markus Kajak	EST	Maranello SRP Factory Team	DEU	ITE26214 KBF38275	Maranello/TM/Vega	11	9:12.038 10.476	48.160	+ 5 sec	25
13	18	Robert Kindervater	DEU	ADAC Berlin-Brandenburg e.V. BIREL ART RACING KSW	AUT	ITE24990 IBLBK 102	Birel Art/TM/Vega	11	9:12.153 10.591	48.254		24
14	78	Thomas Rackl	DEU	Maranello SRP Factory Team	DEU	ITC-C38399 KBF38275	Maranello/TM/Vega	11	9:12.359 10.797	48.410		23
15	69	Jorrit Pex	NLD	SP Motorsport	NLD	ITE27382 IBL47253006	KR/TM/Vega	11	9:12.596 11.034	48.356		22
16	79	Sandro Holzem	DEU	SIM-ON	DEU	ITC-C11248 KBF39246	KR/IAME/Vega	11	9:16.092 14.530	48.227	+ 5 sec	21
17	12	Lukas Schächer	DEU	TB Racing Team	DEU	ITE 28091 KBF38262	KR/TM/Vega	11	9:16.639 15.077	48.339		20
18	9	André Matisic	DEU	Solgat Motorsport	DEU	ITE 34369 KBF42332	Birel Art/TM/Vega	11	9:17.064 15.502	48.513		19
19	65	Kipras Jurse	LTU	Paske Racing	LTU	ITE2024-ITE/001 IBL2024-KL/05	Righetti Ridolfi/TM/Vega	11	9:17.839 16.277	48.723		18
20	60	Nico Lemberg	FIN	Kali Kart Finland	FIN	ITE34752735 IBL50125317	Kali Kart/TM/Vega	11	9:17.873 16.311	48.449		17
21	89	Tobias Nath	DEU	Dörr Motorsport	DEU	ITE29314 BIF38420	KR/t.b.a./Vega	11	9:20.301 18.739	49.009		16
22	19	Jannik Julius-Bernhart	AUT	Dörr Motorsport	DEU	ITEJK2048 BIF38420	KR/IAME/Vega	11	9:21.763 20.201	48.746	+ 5 sec	15
23	62	Jelte Bouma	NLD	Mach1 Motorsport	DEU	NKA52400 KBF39310	Mach1/TM/VEGA	11	9:23.996 22.434	48.853	+ 5 sec	14
24	17	Nico Franke	DEU	ADAC Berlin-Brandenburg e.V. SG Samuelkart	NLD	ITE42574 IBL57205001	CRG/TM/Vega	11	9:28.421 26.859	49.550	+ 5 sec	13
25	72	Aleks Jutkevicius	LTU	Paske Racing	LTU	ITE2024-ITE/012 IBL2024-KL/05	Righetti Ridolfi/TM/Vega	0	7.809 11 Laps		+ 5 sec	12

Announcements


#17,62 + 5 sec wrong starting position

79,6,19 + 5 sec front fairing

72 + 5 sec push

Timekeeper
M.Riehmers

Race Director
H.Seidel



INT. ADAC Kartrennen Arena E

DKM - KZ2

Arena E Mülsen 1,315 Km


Qualifying Heat 1

10.08.2024 15:30

Race (11 Laps) started at 15:34:26

Lap	Time of Day	Lap Tm	Diff	SF Tm	S1 Tm	S2 Tm	Lap	Time of Day	Lap Tm	Diff	SF Tm	S1 Tm	S2 Tm
(14) Danilo Albanese													
1	15:35:19.514	53.057	+4.859	23.966	15.030	14.061	8	15:41:08.236	48.484	+0.140	20.776	14.162	13.546
2	15:36:09.997	50.483	+2.285	21.543	15.004	13.936	9	15:41:57.067	48.831	+0.487	20.673	14.373	13.785
3	15:36:59.807	49.810	+1.612	21.379	14.637	13.794	10	15:42:45.970	48.903	+0.559	20.743	14.212	13.948
4	15:37:49.237	49.430	+1.232	21.383	14.408	13.639	11	15:43:34.761	48.791	+0.447	21.137	14.089	13.565
5	15:38:38.108	48.871	+0.673	20.919	14.266	13.686	(46) Gianni Andrisani						
6	15:39:26.751	48.643	+0.445	20.905	14.180	13.558	1	15:35:21.854	54.916	+6.505	25.339	15.541	14.036
7	15:40:15.086	48.335	+0.137	20.738	14.071	13.526	2	15:36:11.739	49.885	+1.474	21.467	14.778	13.640
8	15:41:03.306	48.220	+0.022	20.655	14.052	13.513	3	15:37:01.575	49.836	+1.425	21.505	14.700	13.631
9	15:41:51.525	48.219	+0.021	20.688	14.041	13.490	4	15:37:51.523	49.948	+1.537	21.381	14.931	13.636
10	15:42:39.723	48.198		20.589	13.981	13.628	5	15:38:40.672	49.149	+0.738	21.237	14.258	13.654
11	15:43:27.960	48.237	+0.039	20.701	14.008	13.528	6	15:39:29.083	48.411		20.747	14.158	13.506
(13) Christiaan de Kleijn													
1	15:35:20.015	53.016	+4.872	24.072	15.124	13.820	7	15:40:17.796	48.713	+0.302	20.695	14.495	13.523
2	15:36:10.230	50.215	+2.071	21.561	14.799	13.855	8	15:41:06.736	48.940	+0.529	21.266	14.236	13.438
3	15:36:59.879	49.649	+1.505	21.358	14.649	13.642	9	15:41:55.929	49.193	+0.782	21.233	14.465	13.495
4	15:37:49.472	49.593	+1.449	21.544	14.464	13.585	10	15:42:45.837	49.908	+1.497	21.633	14.271	14.004
5	15:38:38.231	48.759	+0.615	20.940	14.298	13.521	11	15:43:35.158	49.321	+0.910	21.424	14.288	13.609
6	15:39:26.885	48.654	+0.510	20.891	14.289	13.474	(11) Jens Teur						
7	15:40:15.330	48.445	+0.301	20.820	14.118	13.507	1	15:35:24.735	55.803	+7.374	24.568	16.741	14.494
8	15:41:03.516	48.186	+0.042	20.705	14.025	13.456	2	15:36:16.661	51.926	+3.497	22.456	15.043	14.427
9	15:41:51.860	48.344	+0.200	20.748	14.114	13.482	3	15:37:06.796	50.135	+1.706	21.715	14.644	13.776
10	15:42:40.004	48.144		20.656	13.987	13.501	4	15:37:55.834	49.038	+0.609	21.091	14.240	13.707
11	15:43:28.207	48.203	+0.059	20.708	14.035	13.460	5	15:38:44.679	48.845	+0.416	20.960	14.269	13.616
(77) Dion van Werven													
1	15:35:20.354	53.043	+4.993	24.075	15.012	13.956	6	15:39:33.217	48.538	+0.109	20.787	14.151	13.600
2	15:36:10.991	50.637	+2.587	21.975	14.807	13.855	7	15:40:21.729	48.512	+0.083	20.848	14.110	13.554
3	15:37:00.659	49.668	+1.618	21.355	14.571	13.742	8	15:41:10.158	48.429		20.685	14.122	13.622
4	15:37:49.885	49.226	+1.176	21.180	14.382	13.664	9	15:41:58.598	48.440	+0.011	20.778	14.110	13.552
5	15:38:38.692	48.807	+0.757	20.966	14.241	13.600	10	15:42:47.280	48.682	+0.253	20.732	14.237	13.713
6	15:39:27.172	48.480	+0.430	20.858	14.126	13.496	11	15:43:36.209	48.929	+0.500	20.938	14.237	13.754
7	15:40:15.698	48.526	+0.476	20.767	14.232	13.527	(16) Guust Specken						
8	15:41:03.976	48.278	+0.228	20.697	14.091	13.490	1	15:35:24.129	55.534	+7.237	24.374	16.632	14.528
9	15:41:52.294	48.318	+0.268	20.819	13.997	13.502	2	15:36:15.274	51.145	+2.848	22.328	14.863	13.954
10	15:42:40.344	48.050		20.596	13.987	13.467	3	15:37:06.571	50.297	+2.000	21.722	14.808	13.767
11	15:43:28.506	48.162	+0.112	20.701	14.040	13.421	4	15:37:54.601	49.030	+0.733	21.088	14.292	13.650
(76) Marek Skrivan													
1	15:35:19.994	53.596	+5.369	24.549	15.056	13.991	5	15:38:44.029	49.428	+1.131	21.499	14.375	13.554
2	15:36:10.691	50.697	+2.470	21.974	14.834	13.889	6	15:39:32.446	48.417	+0.120	20.695	14.194	13.528
3	15:37:01.069	50.378	+2.151	21.933	14.673	13.772	7	15:40:20.779	48.333	+0.036	20.675	14.114	13.544
4	15:37:50.930	49.861	+1.634	21.464	14.705	13.692	8	15:41:09.257	48.478	+0.181	20.716	14.208	13.554
5	15:38:39.778	48.848	+0.621	20.982	14.291	13.575	9	15:41:57.554	48.297		20.654	14.144	13.499
6	15:39:28.346	48.568	+0.341	20.932	14.103	13.533	10	15:42:47.096	49.542	+1.245	21.204	14.540	13.798
7	15:40:17.591	49.245	+1.018	20.966	14.646	13.633	11	15:43:36.262	49.166	+0.869	21.246	14.294	13.626
8	15:41:06.587	48.996	+0.769	21.277	14.170	13.549	(41) Maddox Wirtz						
9	15:41:55.444	48.857	+0.630	21.131	14.170	13.556	1	15:35:20.459	53.027	+4.565	24.172	15.014	13.841
10	15:42:43.671	48.227		20.692	14.006	13.529	2	15:36:11.154	50.695	+2.233	21.941	14.976	13.778
11	15:43:32.174	48.503	+0.276	20.717	14.078	13.708	3	15:37:01.122	49.968	+1.506	21.598	14.696	13.674
(1) Stan Pex													
1	15:35:23.547	55.410	+7.107	24.529	16.397	14.484	4	15:37:51.032	49.910	+1.448	21.481	14.833	13.596
2	15:36:14.556	51.009	+2.706	22.243	14.929	13.837	5	15:38:40.012	48.980	+0.518	20.988	14.485	13.507
3	15:37:04.148	49.592	+1.289	21.239	14.586	13.767	6	15:39:28.474	48.462		20.879	14.149	13.434
4	15:37:53.271	49.123	+0.820	21.110	14.377	13.636	7	15:40:17.648	49.174	+0.712	20.920	14.752	13.502
5	15:38:42.070	48.799	+0.496	20.938	14.298	13.563	8	15:41:06.184	48.536	+0.074	20.837	14.168	13.531
6	15:39:30.722	48.652	+0.349	20.844	14.239	13.569	9	15:41:55.794	49.610	+1.148	21.666	14.403	13.541
7	15:40:19.218	48.496	+0.193	20.777	14.146	13.573	10	15:42:46.295	50.501	+2.039	21.288	14.325	14.888
8	15:41:07.598	48.380	+0.077	20.758	14.115	13.507	11	15:43:37.756	51.461	+2.999	21.797	15.287	14.377
9	15:41:56.419	48.821	+0.518	20.976	14.305	13.540	(10) Lukas Scherbinkas						
10	15:42:45.653	49.234	+0.931	20.966	14.333	13.935	1	15:35:20.960	53.223	+4.643	24.326	14.995	13.902
11	15:43:33.956	48.303		20.675	14.083	13.545	2	15:36:11.446	50.486	+1.906	21.834	14.897	13.755
(5) David Trefilov													
1	15:35:23.930	56.029	+7.685	24.442	16.980	14.607	3	15:37:01.472	50.026	+1.446	21.630	14.695	13.701
2	15:36:15.044	51.114	+2.770	22.134	14.959	14.021	4	15:37:51.301	49.829	+1.249	21.425	14.818	13.586
3	15:37:04.814	49.770	+1.426	21.277	14.661	13.832	5	15:38:41.068	49.767	+1.187	21.798	14.387	13.582
4	15:37:53.998	49.184	+0.840	21.161	14.405	13.618	6	15:39:29.696	48.628	+0.048	20.862	14.179	13.587
5	15:38:42.839	48.841	+0.497	20.941	14.299	13.601	7	15:40:18.445	48.749	+0.169	20.965	14.218	13.566
6	15:39:31.408	48.569	+0.225	20.803	14.194	13.572	8	15:41:07.025	48.580		20.910	14.213	13.457
7	15:40:19.752	48.344		20.708	14.097	13.539	9	15:41:56.973	49.948	+1.368	21.405	14.675	13.868
(6) Markus Kajak													
1	15:35:23.499	55.842	+7.682	24.789	16.621	14.432	10	15:42:48.346	51.373	+2.793	21.386	14.794	15.193
2	15:36:14.098	50.599	+2.439	21.789	15.003	13.807	11	15:43:37.946	49.600	+1.020	21.546	14.352	13.702
3	15:37:03.753	49.655	+1.495	21.357	14.574	13.724	(6) Markus Kajak						
1	15:35:23.499	55.842	+7.682	24.789	16.621	14.432	1	15:35:23.499	55.842	+7.682	24.789	16.621	14.432
2	15:36:14.098	50.599	+2.439	21.789	15.003	13.807	2	15:36:14.098	50.599	+2.439	21.789	15.003	13.807
3	15:37:03.753	49.655	+1.495	21.357	14.574	13.724	3	15:37:03.753	49.655	+1.495	21.357	14.574	13.724

Orbits





INT. ADAC Kartrennen Arena E

DKM - KZ2

Arena E Mülsen 1,315 Km

Qualifying Heat 1


10.08.2024 15:30

Race (11 Laps) started at 15:34:26

Lap	Time of Day	Lap Tm	Diff	SF Tm	S1 Tm	S2 Tm	Lap	Time of Day	Lap Tm	Diff	SF Tm	S1 Tm	S2 Tm
9	15:42:07.648	48.881	+0.028	20.926	14.200	13.755							
10	15:42:56.541	48.893	+0.040	20.939	14.212	13.742							
11	15:43:45.394	48.853		20.962	14.194	13.697							

[17] Nico Franke

1	15:35:26.510	57.333	+7.783	25.261	17.087	14.985
2	15:36:19.422	52.912	+3.362	22.908	15.731	14.273
3	15:37:10.714	51.292	+1.742	22.206	15.033	14.053
4	15:38:01.713	50.999	+1.449	22.110	14.940	13.949
5	15:38:51.891	50.178	+0.628	21.738	14.605	13.835
6	15:39:41.627	49.736	+0.186	21.467	14.505	13.764
7	15:40:31.429	49.802	+0.252	21.547	14.479	13.776
8	15:41:21.118	49.689	+0.139	21.472	14.480	13.737
9	15:42:10.713	49.595	+0.045	21.420	14.362	13.813
10	15:43:00.269	49.556	+0.006	21.414	14.375	13.767
11	15:43:49.819	49.550		21.396	14.443	13.711




INT. ADAC Kartrennen Arena E
Lapchart

DKM - KZ2


Arena E Mülsen 1,315 Km

Qualifying Heat 1

10.08.2024 15:30

Race (11 Laps) started at 15:34:26

Competitors	Laps											
	0	1	2	3	4	5	6	7	8	9	10	11
Marek Skrivan (76)	1	76	14	14	14	14	14	14	14	14	14	14
Danilo Albanese (14)	2	14	76	13	13	13	13	13	13	13	13	13
Gianni Andrisani (46)	3	46	13	76	77	77	77	77	77	77	77	77
Christiaan de Kleijn (13)	4	13	77	77	76	76	76	76	76	41	76	76
Dion van Werven (77)	5	77	41	41	41	41	41	41	41	76	41	6
Maddox Wirtz (41)	6	41	10	10	10	10	46	46	46	46	46	1
Sandro Holzem (79)	7	79	46	46	46	46	10	10	10	10	6	46
Lukas Schächer (12)	8	12	6	6	6	6	6	6	6	6	1	5
Markus Kajak (6)	9	6	1	1	1	1	1	1	1	1	10	12
Lukas Scherbinskas (10)	10	10	12	5	5	5	5	5	5	5	5	41
David Trefilov (5)	11	5	5	12	16	16	12	12	12	12	12	18
Jorrit Pex (69)	12	69	18	16	12	12	16	16	16	16	16	16
Stan Pex (1)	13	1	16	18	18	18	18	18	18	18	18	11
Robert Kindervater (18)	14	18	69	69	11	11	11	11	11	11	11	79
Jannik Julius-Bernhart (19)	15	19	9	11	69	78	79	79	79	79	79	10
André Matisic (9)	16	9	11	78	78	79	78	78	78	78	78	78
Guust Specken (16)	17	16	79	9	9	69	69	69	69	69	69	69
Nico Lemberg (60)	18	60	78	79	79	9	19	19	19	19	19	19
Thomas Rackl (78)	19	78	89	19	19	19	65	60	65	65	65	65
Jens Treur (11)	20	11	19	89	65	65	9	65	9	9	9	9
Nico Franke (17)	21	17	17	60	89	60	60	9	60	60	60	60
Aleks Jutkevicius (72)	22	72	60	65	60	89	89	89	62	62	62	62
Jelte Bouma (62)	23	62	65	62	62	62	62	62	89	89	89	89
Tobias Nath (89)	24	89	62	17	17	17	17	17	17	17	17	17
Kipras Jurse (65)	25	65										





DKM - KZ2

Qualifying Heat 2

Track length: 1.315 Km

Race Started: 17:39:30

Best Lap by: 13 - Christiaan de Kleijn - 48.052


Rank	#	Driver	Nat	Sponsor Entrant	Nat	License E-License	Make	laps	T. Time Diff	Best Lap	Penalty	Points
1	14	Danilo Albanese	ITA	Dörr Motorsport	DEU	ITE498284 BIF38420	KR/IAME/Vega	11	9:01.593	48.070		50
2	13	Christiaan de Kleijn	NLD	CRG Holland	NLD	ITE44092 IBL15521	CRG/TM/Vega	11	9:01.824 0.231	48.052		44
3	76	Marek Skrivan	CZE	IPK Factory Team	CZE	ITE244S0203 IBL2400631	IPK/TM /Vega	11	9:02.081 0.488	48.075		41
4	10	Lukas Scherbinkas	DEU	NSL Racing	LTU	ITE11348 IBL2024-KL/10	Energy/TM/Vega	11	9:02.870 1.277	48.090		38
5	16	Guust Specken	NLD	CRG Holland	NLD	ITE33443 IBL15521	CRG/TM/Vega	11	9:04.729 3.136	48.230		36
6	46	Gianni Andrisani	DEU	TB Racing Team	DEU	ITE13762 KBF38262	KR/TM/Vega	11	9:05.178 3.585	48.067		34
7	19	Jannik Julius-Bernhart	AUT	Dörr Motorsport	DEU	ITEJK2048 BIF38420	KR/IAME/Vega	11	9:07.251 5.658	48.178		32
8	1	Stan Pex	NLD	SP Motorsport	NLD	ITE31772 IBL47253	Kart Republic/TM/Vega	11	9:07.274 5.681	48.163		30
9	78	Thomas Rackl	DEU	Maranello SRP Factory Team	DEU	ITC-C38399 KBF38275	Maranello /TM /Vega	11	9:09.213 7.620	48.492		28
10	11	Jens Treur	NLD	CRG Holland	NLD	ITE44483 IBL15521	CRG/TM/Vega	11	9:09.592 7.999	48.427		27
11	12	Lukas Schächer	DEU	TB Racing Team	DEU	ITE 28091 KBF38262	KR/TM/Vega	11	9:10.821 9.228	48.182		26
12	18	Robert Kindervater	DEU	ADAC Berlin-Brandenburg e.V. BIREL ART RACING KSW	AUT	ITE24990 IBLK 102	Birel Art/TM/Vega	11	9:11.995 10.402	48.350		25
13	41	Maddox Wirtz	DEU	VDB Kart Racing	DEU	ITE 39902 KBF42053	Birel Art/TM/Vega	11	9:12.766 11.173	48.476		24
14	69	Jorrit Pex	NLD	SP Motorsport	NLD	ITE27382 IBL47253006	KR/TM/Vega	11	9:13.088 11.495	48.523		23
15	9	André Matisic	DEU	Solgat Motorsport	DEU	ITE 34369 KBF42332	Birel Art/TM/Vega	11	9:13.396 11.803	48.602		22
16	65	Kipras Jurse	LTU	Paske Racing	LTU	ITE2024-ITE/001 IBL2024-KL/05	Righetti Ridolfi/TM/Vega	11	9:13.699 12.106	48.849		21
17	60	Nico Lemberg	FIN	Kali Kart Finland	FIN	ITE34752735 IBL50125317	Kali Kart/TM/Vega	11	9:13.786 12.193	48.576		20
18	89	Tobias Nath	DEU	Dörr Motorsport	DEU	ITE29314 BIF38420	KR/t.b.a./Vega	11	9:16.656 15.063	48.856		19
19	62	Jelte Bouma	NLD	Mach1 Motorsport	DEU	NKA52400 KBF39310	Mach1/TM/VEGA	11	9:20.834 19.241	48.856	+ 5 sec	18
20	72	Aleks Jutkevicius	LTU	Paske Racing	LTU	ITE2024-ITE/012 IBL2024-KL/05	Righetti Ridolfi/TM/Vega	11	9:22.015 20.422	49.106	+ 5 sec	17
21	5	David Trefilov	DEU	Maranello SRP Factory Team	DEU	ITE 16049 KBF38275	Maranello/TM /Vega	6	5:03.843 5 Laps	49.402		16
22	77	Dion van Werven	NLD	Wilfred van Werven	NLD	ITE49844 EL50365	CRG/TM/Vega	6	5:04.011 5 Laps	48.784		15
23	6	Markus Kajak	EST	Maranello SRP Factory Team	DEU	ITE26214 KBF38275	Maranello/TM/Vega	2	1:52.898 9 Laps	50.742	+ 5 sec	14
24	79	Sandro Holzem	DEU	SIM-ON	DEU	ITC-C11248 KBF39246	KR/IAME/Vega	0	1.579 11 Laps			13
25	17	Nico Franke	DEU	ADAC Berlin-Brandenburg e.V. SG Samuelkart	NLD	ITE42574 IBL57205001	CRG/TM/Vega	0	2.895 11 Laps			12

Announcements

62,72,6 + 5 sec front fairing

Timekeeper
M.Riehmers

Race Director
H.Seidel



INT. ADAC Kartrennen Arena E

DKM - KZ2

Arena E Mülsen 1,315 Km

Qualifying Heat 2

10.08.2024 17:35

Race (11 Laps) started at 17:39:30

Lap	Time of Day	Lap Tm	Diff	SF Tm	S1 Tm	S2 Tm
(14) Danilo Albanese						
1	17:40:23.477	52.652	+4.582	23.481	14.880	14.291
2	17:41:14.100	50.623	+2.553	21.674	14.917	14.032
3	17:42:04.316	50.216	+2.146	21.627	14.731	13.858
4	17:42:53.695	49.379	+1.309	21.293	14.384	13.702
5	17:43:42.671	48.976	+0.906	20.917	14.288	13.771
6	17:44:31.386	48.715	+0.645	20.844	14.258	13.613
7	17:45:19.784	48.398	+0.328	20.758	14.102	13.538
8	17:46:08.024	48.240	+0.170	20.693	14.043	13.504
9	17:46:56.150	48.126	+0.056	20.645	13.973	13.508
10	17:47:44.325	48.175	+0.105	20.645	14.006	13.524
11	17:48:32.395	48.070		20.579	13.978	13.513

Lap	Time of Day	Lap Tm	Diff	SF Tm	S1 Tm	S2 Tm
(13) Christiaan de Kleijn						
1	17:40:23.756	52.489	+4.437	23.523	14.946	14.020
2	17:41:14.167	50.411	+2.359	21.659	14.874	13.878
3	17:42:04.856	50.689	+2.637	21.773	14.916	14.000
4	17:42:54.041	49.185	+1.133	21.187	14.485	13.513
5	17:43:42.999	48.958	+0.906	21.084	14.288	13.586
6	17:44:31.658	48.659	+0.607	20.882	14.248	13.529
7	17:45:19.992	48.334	+0.282	20.750	14.133	13.451
8	17:46:08.313	48.321	+0.269	20.796	14.069	13.456
9	17:46:56.479	48.166	+0.114	20.691	14.025	13.450
10	17:47:44.574	48.095	+0.043	20.647	14.010	13.438
11	17:48:32.626	48.052		20.640	14.002	13.410

Lap	Time of Day	Lap Tm	Diff	SF Tm	S1 Tm	S2 Tm
(76) Marek Skrivan						
1	17:40:23.887	53.085	+5.010	24.178	14.934	13.973
2	17:41:14.437	50.550	+2.475	21.863	14.730	13.957
3	17:42:04.423	49.986	+1.911	21.432	14.760	13.794
4	17:42:53.972	49.549	+1.474	21.425	14.441	13.683
5	17:43:43.539	49.567	+1.492	21.619	14.350	13.598
6	17:44:31.965	48.426	+0.351	20.718	14.150	13.558
7	17:45:20.270	48.305	+0.230	20.710	14.146	13.449
8	17:46:08.609	48.339	+0.264	20.761	14.085	13.493
9	17:46:56.697	48.088	+0.013	20.623	14.042	13.423
10	17:47:44.808	48.111	+0.036	20.682	14.068	13.361
11	17:48:32.883	48.075		20.637	14.035	13.403

Lap	Time of Day	Lap Tm	Diff	SF Tm	S1 Tm	S2 Tm
(10) Lukas Scherbinkas						
1	17:40:24.428	52.256	+4.166	23.387	14.907	13.962
2	17:41:14.526	50.098	+2.008	21.497	14.792	13.809
3	17:42:04.991	50.465	+2.375	21.661	14.804	14.000
4	17:42:54.326	49.335	+1.245	21.248	14.487	13.600
5	17:43:43.825	49.439	+1.409	21.372	14.468	13.659
6	17:44:32.493	48.668	+0.578	20.899	14.242	13.527
7	17:45:20.788	48.295	+0.205	20.733	14.100	13.462
8	17:46:09.135	48.347	+0.257	20.758	14.108	13.481
9	17:46:57.307	48.172	+0.082	20.732	13.984	13.456
10	17:47:45.582	48.275	+0.185	20.794	14.023	13.458
11	17:48:33.672	48.090		20.646	13.991	13.453

Lap	Time of Day	Lap Tm	Diff	SF Tm	S1 Tm	S2 Tm
(16) Guust Specken						
1	17:40:25.802	52.896	+4.666	23.622	15.446	13.828
2	17:41:15.843	50.041	+1.811	21.662	14.680	13.699
3	17:42:05.675	49.832	+1.602	21.198	14.656	13.978
4	17:42:54.793	49.118	+0.888	21.112	14.390	13.616
5	17:43:44.346	49.553	+1.323	21.441	14.335	13.777
6	17:44:33.691	49.345	+1.115	21.471	14.298	13.576
7	17:45:22.400	48.709	+0.479	20.956	14.144	13.609
8	17:46:10.722	48.322	+0.092	20.702	14.077	13.543
9	17:46:59.043	48.321	+0.091	20.663	14.096	13.562
10	17:47:47.301	48.258	+0.028	20.702	14.023	13.533
11	17:48:35.531	48.230		20.672	14.036	13.522

Lap	Time of Day	Lap Tm	Diff	SF Tm	S1 Tm	S2 Tm
(46) Gianni Andrisani						
1	17:40:25.089	53.833	+5.766	24.737	15.305	13.791
2	17:41:15.289	50.200	+2.133	21.652	14.770	13.778
3	17:42:05.374	50.085	+2.018	21.330	14.754	14.001
4	17:42:55.010	49.636	+1.569	21.312	14.723	13.601
5	17:43:44.470	49.460	+1.393	21.597	14.292	13.571
6	17:44:33.845	49.375	+1.308	21.573	14.273	13.529
7	17:45:22.807	48.962	+0.895	21.160	14.302	13.500

Lap	Time of Day	Lap Tm	Diff	SF Tm	S1 Tm	S2 Tm
8	17:46:11.736	48.929	+0.862	21.167	14.194	13.568
9	17:46:59.803	48.067		20.530	14.041	13.496
10	17:47:47.888	48.085	+0.018	20.555	14.070	13.460
11	17:48:35.980	48.092	+0.025	20.522	14.043	13.527

Lap	Time of Day	Lap Tm	Diff	SF Tm	S1 Tm	S2 Tm
(19) Jannik Julius-Bernhart						
1	17:40:25.752	52.998	+4.820	23.635	15.407	13.956
2	17:41:17.270	51.518	+3.340	22.371	15.157	13.990
3	17:42:07.168	49.898	+1.720	21.346	14.654	13.898
4	17:42:56.408	49.240	+1.062	21.159	14.432	13.649
5	17:43:45.303	48.895	+0.717	20.963	14.316	13.616
6	17:44:34.518	49.215	+1.037	21.135	14.442	13.638
7	17:45:23.174	48.656	+0.478	20.830	14.190	13.636
8	17:46:12.209	49.035	+0.857	21.091	14.334	13.610
9	17:47:00.638	48.429	+0.251	20.744	14.157	13.528
10	17:47:48.816	48.178		20.670	14.079	13.429
11	17:48:38.053	49.237	+1.059	20.869	14.276	14.092

Lap	Time of Day	Lap Tm	Diff	SF Tm	S1 Tm	S2 Tm
(1) Stan Pex						
1	17:40:24.878	52.370	+4.207	23.339	15.003	14.028
2	17:41:14.973	50.095	+1.932	21.637	14.631	13.827
3	17:42:05.181	50.208	+2.045	21.313	14.947	13.948
4	17:42:54.648	49.467	+1.304	21.231	14.537	13.699
5	17:43:44.272	49.624	+1.461	21.349	14.387	13.888
6	17:44:33.539	49.267	+1.104	21.389	14.318	13.560
7	17:45:22.676	49.137	+0.974	21.326	14.250	13.561
8	17:46:11.982	49.306	+1.143	21.438	14.289	13.579
9	17:47:00.145	48.163		20.664	14.048	13.451
10	17:47:48.522	48.377	+0.214	20.723	14.129	13.525
11	17:48:38.076	49.554	+1.391	21.322	14.279	13.953

Lap	Time of Day	Lap Tm	Diff	SF Tm	S1 Tm	S2 Tm
(78) Thomas Rackl						
1	17:40:26.709	53.620	+5.128	23.715	15.374	14.531
2	17:41:18.506	51.797	+3.305	21.921	15.243	14.633
3	17:42:08.656	50.150	+1.658	21.768	14.565	13.817
4	17:42:57.662	49.006	+0.514	20.975	14.426	13.605
5	17:43:47.455	49.793	+1.301	21.234	14.939	13.620
6	17:44:36.799	49.344	+0.852	21.150	14.637	13.557
7	17:45:25.579	48.780	+0.288	20.964	14.273	13.543
8	17:46:14.314	48.735	+0.243	21.108	14.138	13.489
9	17:47:03.003	48.689	+0.197	21.024	14.130	13.535
10	17:47:51.495	48.492		20.871	14.051	13.570
11	17:48:40.015	48.520	+0.028	20.899	14.047	13.574

Lap	Time of Day	Lap Tm	Diff	SF Tm	S1 Tm	S2 Tm
(11) Jens Treur						
1	17:40:27.016	53.319	+4.892	24.240	15.074	14.005
2	17:41:18.204	51.188	+2.761	21.878	15.242	14.068
3	17:42:07.798	49.594	+1.167	21.214	14.581	13.799
4	17:42:57.230	49.432	+1.005	21.198	14.600	13.634
5	17:43:47.339	50.109	+1.682	21.602	14.828	13.679
6	17:44:36.641	49.302	+0.875	21.204	14.438	13.660
7	17:45:25.461	48.820	+0.393	21.000	14.192	13.628
8	1					

INT. ADAC Kartrennen Arena E

DKM - KZ2

Arena E Mülsen 1,315 Km

Qualifying Heat 2

10.08.2024 17:35

Race (11 Laps) started at 17:39:30

Lap	Time of Day	Lap Tm	Diff	SF Tm	S1 Tm	S2 Tm
4	17:43:01.585	49.502	+1.152	21.412	14.437	13.653
5	17:43:50.295	48.710	+0.360	20.836	14.322	13.552
6	17:44:39.095	48.800	+0.450	20.725	14.322	13.753
7	17:45:27.513	48.418	+0.068	20.749	14.252	13.417
8	17:46:15.863	48.350		20.651	14.171	13.528
9	17:47:04.766	48.903	+0.553	20.667	14.371	13.865
10	17:47:54.400	49.634	+1.284	21.586	14.537	13.511
11	17:48:42.797	48.397	+0.047	20.753	14.149	13.495

(41) Maddox Wirtz

1	17:40:25.007	53.264	+4.788	24.155	15.243	13.866
2	17:41:17.894	52.887	+4.411	23.044	15.502	14.341
3	17:42:07.453	49.559	+1.083	21.323	14.549	13.687
4	17:42:56.953	49.500	+1.024	21.376	14.607	13.517
5	17:43:47.687	50.734	+2.258	21.902	15.222	13.610
6	17:44:36.943	49.256	+0.780	20.944	14.877	13.435
7	17:45:25.841	48.898	+0.422	20.945	14.371	13.582
8	17:46:14.488	48.647	+0.171	20.980	14.290	13.877
9	17:47:04.975	50.487	+2.011	21.524	14.375	14.588
10	17:47:55.092	50.117	+1.641	21.624	14.811	13.682
11	17:48:43.568	48.476		20.770	14.120	13.586

(69) Jorrit Pex

1	17:40:30.000	57.450	+8.927	26.789	16.370	14.291
2	17:41:21.010	51.010	+2.487	21.526	15.037	14.447
3	17:42:11.425	50.415	+1.892	21.510	14.979	13.926
4	17:43:00.763	49.338	+0.815	21.109	14.552	13.677
5	17:43:49.727	48.964	+0.441	20.925	14.405	13.634
6	17:44:38.910	49.183	+0.660	21.078	14.392	13.713
7	17:45:27.433	48.523		20.817	14.186	13.520
8	17:46:16.039	48.606	+0.083	20.963	14.207	13.436
9	17:47:04.928	48.889	+0.366	20.697	14.372	13.820
10	17:47:55.278	50.350	+1.827	21.484	14.890	13.976
11	17:48:43.890	48.612	+0.089	20.935	14.195	13.482

(9) André Matisic

1	17:40:27.241	54.480	+5.878	25.382	15.111	13.987
2	17:41:18.556	51.315	+2.713	22.015	15.019	14.281
3	17:42:08.994	50.438	+1.836	22.016	14.622	13.800
4	17:42:58.888	49.894	+1.292	21.513	14.587	13.794
5	17:43:48.007	49.119	+0.517	21.053	14.410	13.656
6	17:44:37.327	49.230	+0.628	20.871	14.791	13.568
7	17:45:26.143	48.906	+0.304	20.871	14.381	13.654
8	17:46:14.745	48.602		20.822	14.309	13.471
9	17:47:04.498	49.753	+1.151	21.410	14.389	13.954
10	17:47:55.329	50.831	+2.229	21.836	14.808	14.187
11	17:48:44.198	48.869	+0.267	21.081	14.218	13.570

(65) Kipras Jurse

1	17:40:28.707	55.105	+6.256	25.188	15.612	14.305
2	17:41:19.096	50.389	+1.540	21.666	14.834	13.889
3	17:42:09.406	50.310	+1.461	21.775	14.698	13.837
4	17:43:00.038	50.632	+1.783	21.989	14.802	13.841
5	17:43:49.414	49.376	+0.527	21.182	14.393	13.801
6	17:44:39.385	49.971	+1.122	21.227	14.375	14.369
7	17:45:28.343	48.958	+0.109	20.930	14.236	13.792
8	17:46:17.352	49.009	+0.160	21.019	14.237	13.753
9	17:47:06.201	48.849		20.986	14.066	13.797
10	17:47:55.443	49.242	+0.393	20.939	14.399	13.904
11	17:48:44.501	49.058	+0.209	21.272	14.136	13.650

(60) Nico Lemberg

1	17:40:29.309	56.387	+7.811	25.705	16.608	14.074
2	17:41:21.545	52.236	+3.660	22.161	15.272	14.803
3	17:42:11.979	50.434	+1.858	21.573	14.704	14.157
4	17:43:01.706	49.727	+1.151	21.741	14.425	13.561
5	17:43:50.960	49.254	+0.678	21.300	14.315	13.639
6	17:44:39.945	48.985	+0.409	21.034	14.368	13.583
7	17:45:28.825	48.880	+0.304	21.062	14.214	13.604
8	17:46:17.401	48.576		20.888	14.147	13.541
9	17:47:06.633	49.232	+0.656	21.525	14.127	13.580
10	17:47:55.648	49.015	+0.439	20.878	14.226	13.911
11	17:48:44.588	48.940	+0.364	21.226	14.212	13.502

(89) Tobias Nath

1	17:40:30.554	56.802	+7.946	25.298	17.127	14.377
2	17:41:21.692	51.138	+2.282	21.723	14.929	14.486
3	17:42:12.464	50.772	+1.916	21.661	15.173	13.938
4	17:43:02.414	49.950	+1.094	21.378	14.726	13.846
5	17:43:52.122	49.708	+0.852	21.274	14.569	13.865
6	17:44:41.167	49.045	+0.189	21.075	14.291	13.679
7	17:45:30.244	49.077	+0.221	21.027	14.311	13.739
8	17:46:19.181	48.937	+0.081	20.934	14.200	13.803
9	17:47:09.496	50.315	+1.459	22.001	14.579	13.735
10	17:47:58.602	49.106	+0.250	21.137	14.275	13.694
11	17:48:47.458	48.856		20.903	14.267	13.686

(62) Jelte Bouma

1	17:40:29.052	55.207	+6.351	25.105	15.814	14.288
2	17:41:21.483	52.431	+3.575	22.333	15.008	15.090
3	17:42:11.895	50.412	+1.556	21.323	14.881	14.208
4	17:43:01.553	49.658	+0.802	21.322	14.514	13.822
5	17:43:51.435	49.882	+1.026	21.671	14.471	13.740
6	17:44:40.525	49.090	+0.234	20.916	14.392	13.782
7	17:45:29.901	49.376	+0.520	21.261	14.500	13.615
8	17:46:19.160	49.259	+0.403	20.904	14.301	14.054
9	17:47:08.622	49.462	+0.606	21.340	14.373	13.749
10	17:47:57.780	49.158	+0.302	21.004	14.379	13.775
11	17:48:46.636	48.856		20.882	14.220	13.754

(72) Aleks Jutkevicius

1	17:40:28.406	54.959	+5.853	25.179	15.526	14.254
2	17:41:18.991	50.585	+1.479	21.684	14.978	13.923
3	17:42:09.883	50.892	+1.786	22.183	14.814	13.895
4	17:43:00.590	50.707	+1.601	21.766	15.062	13.879
5	17:43:50.168	49.578	+0.472	21.483	14.384	13.711
6	17:44:39.796	49.628	+0.522	21.510	14.379	13.739
7	17:45:29.447	49.651	+0.545	21.512	14.385	13.754
8	17:46:19.813	50.366	+1.260	21.145	14.362	14.859
9	17:47:09.136	49.323	+0.217	21.237	14.278	13.808
10	17:47:58.242	49.106		21.067	14.256	13.783
11	17:48:47.817	49.575	+0.469	21.151	14.665	13.759

(5) David Trefilov

1	17:40:25.486	53.103	+3.701	23.911	15.309	13.883
2	17:41:15.795	50.309	+0.907	21.862	14.672	13.775
3	17:42:05.945	50.150	+0.748	21.139	14.666	14.345
4	17:42:55.347	49.402		21.142	14.660	13.600
5	17:43:44.831	49.484	+0.082	21.521	14.421	13.542
6	17:44:34.645	49.814	+0.412	21.538	14.688	13.588

(77) Dion van Werven

1	17:40:26.751	55.118	+6.334	25.358	15.356	14.404
2	17:41:17.735	50.984	+2.200	21.708	15.252	14.024
3	17:42:07.277	49.542	+0.758	21.233	14.565	13.744
4	17:42:56.754	49.477	+0.693	21.411	14.425	13.641
5	17:43:45.538	48.784		20.918	14.311	13.555
6	17:44:34.813	49.275	+0.491	21.252	14.501	13.522

(6) Markus Kajak

1	17:40:27.958	55.795	+5.053	26.505	15.248	14.042
2	17:41:18.700	50.742		21.385	15.400	13.957

Orbits



INT. ADAC Kartrennen Arena E
Lapchart

DKM - KZ2

Arena E Mülsen 1,315 Km

Qualifying Heat 2

10.08.2024 17:35

Race (11 Laps) started at 17:39:30

Competitors	Laps											
	0	1	2	3	4	5	6	7	8	9	10	11
Marek Skrivan (76)	1	76	14	14	14	14	14	14	14	14	14	14
Daniilo Albanese (14)	2	14	13	13	76	76	13	13	13	13	13	13
Gianni Andrisani (46)	3	46	76	76	13	13	76	76	76	76	76	76
Christiaan de Kleijn (13)	4	13	10	10	10	10	10	10	10	10	10	10
Dion van Werven (77)	5	77	1	1	1	1	1	1	16	16	16	16
Maddox Wirtz (41)	6	41	41	46	46	16	16	16	1	46	46	46
Lukas Schächer (12)	7	12	46	5	16	46	46	46	46	1	1	19
Markus Kajak (6)	8	6	5	16	5	5	5	19	19	19	19	1
Lukas Scherbinskas (10)	9	10	19	19	19	19	19	5	11	11	78	78
Sandro Holzem (79)	10	79	16	77	77	77	77	77	78	78	11	11
David Trefilov (5)	11	5	78	41	41	41	11	11	41	41	9	12
Stan Pex (1)	12	1	77	11	11	11	78	78	9	9	12	18
Jorrit Pex (69)	13	69	12	78	78	78	41	41	12	12	18	41
Jannik Julius-Bernhart (19)	14	19	11	9	9	9	9	9	69	18	69	69
André Maticic (9)	15	9	9	12	12	65	65	12	18	69	41	9
Robert Kindervater (18)	16	18	6	6	65	12	12	69	65	65	65	65
Guust Specken (16)	17	16	72	72	72	72	69	18	60	60	60	60
Nico Lemberg (60)	18	60	65	65	69	69	72	65	72	62	62	62
Thomas Rackl (78)	19	78	62	69	62	62	18	72	62	89	72	89
Aleks Jutkevicius (72)	20	72	60	62	60	18	60	60	89	72	89	89
Kipras Jurse (65)	21	65	69	60	18	60	62	62				
Nico Franke (17)	22	17	89	89	89	89	89	89				
Jens Treur (11)	23	11	18	18								
Tobias Nath (89)	24	89										
Jelte Bouma (62)	25	62										



DKM Round 5

DKM - KZ2

Mülsen II

Ranking after Heats

Pos. No.	Firstname	Lastname	Nat.	Dri	Entrant	Nat	Ent	Make	Sponsor	Total points			Heat 1	Heat 2	
										QP	PTS	Diff.			
1	14	Danilo	Albanese	ITA	Dörr Motorsport	DEU	KR/IAME/Vega				2	100		50	50
2	13	Christiaan	de Kleijn	NLD	CRG Holland	NLD	CRG/TM/Vega				4	88	12	44	44
3	76	Marek	Skrivan	CZE	IPK Factory Team	CZE	IPK/TM /Vega				1	79	21	38	41
4	46	Gianni	Andrisani	DEU	TB Racing Team	DEU	KR/TM/Vega				3	66	34	32	34
5	1	Stan	Pex	NLD	SP Motorsport	NLD	Kart Republic/TM/Vega				14	66	34	36	30
6	10	Lukas	Scherbinskas	DEU	NSL Racing	LTU	Energy/TM/Vega				10	64	36	26	38
7	16	Guust	Specken	NLD	CRG Holland	NLD	CRG/TM/Vega				18	64	36	28	36
8	11	Jens	Treur	NLD	CRG Holland	NLD	CRG/TM/Vega				19	57	43	30	27
9	77	Dion	van Werven	NLD	Wilfred van Werven	NLD	CRG/TM/Vega				6	56	44	41	15
10	41	Maddox	Wirtz	DEU	VDB Kart Racing	DEU	Birel Art/TM/Vega				8	51	49	27	24
11	78	Thomas	Rackl	DEU	Maranello SRP Factory Team	DEU	Maranello /TM /Vega				20	51	49	23	28
12	5	David	Trefilov	DEU	Maranello SRP Factory Team	DEU	Maranello/TM /Vega				12	50	50	34	16
13	18	Robert	Kindervater	DEU	BIREL ART RACING KSW	AUT	Birel Art/TM/Vega	ADAC Berlin-Brandenburg e.V.			13	49	51	24	25
14	19	Jannik	Julius-Bernhart	AUT	Dörr Motorsport	DEU	KR/IAME/Vega				16	47	53	15	32
15	12	Lukas	Schächer	DEU	TB Racing Team	DEU	KR/TM/Vega				9	46	54	20	26
16	69	Jorrit	Pex	NLD	SP Motorsport	NLD	KR/TM/Vega				11	45	55	22	23
17	9	André	Maticic	DEU	Solgat Motorsport	DEU	Birel Art/TM/Vega				15	41	59	19	22
18	6	Markus	Kajak	EST	Maranello SRP Factory Team	DEU	Maranello/TM/Vega				7	39	61	25	14
19	65	Kipras	Jurse	LTU	Paske Racing	LTU	Righetti Ridolfi/TM/Vega				21	39	61	18	21
20	60	Nico	Lemberg	FIN	Kali Kart Finland	FIN	Kali Kart/TM/Vega				17	37	63	17	20
21	89	Tobias	Nath	DEU	Dörr Motorsport	DEU	KR/t.b.a./Vega				24	35	65	16	19
22	79	Sandro	Holzem	DEU	SIM-ON	DEU	KR/IAME/Vega				5	34	66	21	13
23	62	Jelte	Bouma	NLD	Mach1 Motorsport	DEU	Mach1/TM/VEGA				23	32	68	14	18
24	72	Aleks	Jutkevicius	LTU	Paske Racing	LTU	Righetti Ridolfi/TM/Vega				22	29	71	12	17
25	17	Nico	Franke	DEU	SG Samuelkart	NLD	CRG/TM/Vega	ADAC Berlin-Brandenburg e.V.			25	25	75	13	12

Announcements: These results are provisional until the conclusion of any judicial and technical matters

Racedirector Horst Seidel:



Timekeeping Monika Riehmers:



Printed: 10.08.2024 19:12

Posted at: h





INT. ADAC Kartrennen Arena E

DKM - KZ2

Arena E Mülsen 1,315 Km

Super Heat


11.08.2024 12:11

Race (15 Laps)

#77 drop of 5 places

13	17	72
	25	24
12	62	79
	23	22
11	89	60
	21	20
10	65	6
	19	18
9	9	69
	17	16
8	12	77
	15	14
7	19	18
	13	12
6	5	78
	11	10
5	41	11
	9	8
4	16	10
	7	6
3	1	46
	5	4
2	76	13
	3	2
1	14	
	1	

POLE POSITION



Orbits





DKM - KZ2

Warm Up Superheat

Track length: 1.315 Km


Session Started: 9:05:54

Best Lap by: 14 - Danilo Albanese - 47.783

Rank	#	Driver	Nat	Sponsor Entrant	Nat	License E-License	Make	laps	Best Lap	Diff	In Lap	Penalty
1	14	Danilo Albanese	ITA	Dörr Motorsport	DEU	ITE498284 BIF38420	KR/IAME/Vega	6	47.783		6	
2	5	David Trefilov	DEU	Maranello SRP Factory Team	DEU	ITE 16049 KBF38275	Maranello/TM /Vega	6	47.847	0.064	6	
3	13	Christiaan de Kleijn	NLD	CRG Holland	NLD	ITE44092 IBL15521	CRG/TM/Vega	6	47.894	0.111	6	
4	76	Marek Skrivan	CZE	IPK Factory Team	CZE	ITE24AS0203 IBL2400631	IPK/TM /Vega	6	47.904	0.121	6	
5	12	Lukas Schächer	DEU	TB Racing Team	DEU	ITE 28091 KBF38262	KR/TM/Vega	6	47.910	0.127	6	
6	11	Jens Treur	NLD	CRG Holland	NLD	ITE44483 IBL15521	CRG/TM/Vega	6	47.940	0.157	5	
7	18	Robert Kindervater	DEU	ADAC Berlin-Brandenburg e.V. BIREL ART RACING KSW	AUT	ITE24990 IBLBK 102	Birel Art/TM/Vega	6	48.065	0.282	6	
8	6	Markus Kajak	EST	Maranello SRP Factory Team	DEU	ITE26214 KBF38275	Maranello/TM/Vega	6	48.079	0.296	5	
9	78	Thomas Rackl	DEU	Maranello SRP Factory Team	DEU	ITC-C38399 KBF38275	Maranello /TM /Vega	6	48.095	0.312	6	
10	9	André Maticic	DEU	Solgat Motorsport	DEU	ITE 34369 KBF42332	Birel Art/TM/Vega	6	48.110	0.327	6	
11	60	Nico Lemberg	FIN	Kali Kart Finland	FIN	ITE34752735 IBL50125317	Kali Kart/TM/Vega	6	48.170	0.387	6	
12	69	Jorrit Pex	NLD	SP Motorsport	NLD	ITE27382 IBL47253006	KR/TM/Vega	5	48.254	0.471	5	
13	16	Guust Specken	NLD	CRG Holland	NLD	ITE33443 IBL15521	CRG/TM/Vega	6	48.282	0.499	6	
14	79	Sandro Holzem	DEU	SIM-ON	DEU	ITC-C11248 KBF39246	KR/IAME/Vega	6	48.282	0.499	6	
15	10	Lukas Scherbinskas	DEU	NSL Racing	LTU	ITE11348 IBL2024-KL/10	Energy/TM/Vega	6	48.316	0.533	4	
16	77	Dion van Werven	NLD	Wilfred van Werven	NLD	ITE49844 EL50365	CRG/TM/Vega	6	48.352	0.569	6	
17	41	Maddox Wirtz	DEU	VDB Kart Racing	DEU	ITE 39902 KBF42053	Birel Art/TM/Vega	6	48.585	0.802	4	
18	1	Stan Pex	NLD	SP Motorsport	NLD	ITE31772 IBL47253	Kart Republic/TM/Vega	6	48.713	0.930	5	
19	62	Jelte Bouma	NLD	Mach1 Motorsport	DEU	NKA52400 KBF39310	Mach1/TM/VEGA	6	48.783	1.000	6	
20	65	Kipras Jurse	LTU	Paske Racing	LTU	ITE2024-ITE/001 IBL2024-KL/05	Righetti Ridolfi/TM/Vega	6	48.838	1.055	4	
21	72	Aleks Jutkevicius	LTU	Paske Racing	LTU	ITE2024-ITE/012 IBL2024-KL/05	Righetti Ridolfi/TM/Vega	6	48.892	1.109	5	
22	19	Jannik Julius-Bernhart	AUT	Dörr Motorsport	DEU	ITEJK2048 BIF38420	KR/IAME/Vega	3	49.043	1.260	3	
23	46	Gianni Andrisani	DEU	TB Racing Team	DEU	ITE13762 KBF38262	KR/TM/Vega	5	49.328	1.545	5	
24	17	Nico Franke	DEU	ADAC Berlin-Brandenburg e.V. SG Samuelkart	NLD	ITE42574 IBL57205001	CRG/TM/Vega	6	49.418	1.635	6	
25	89	Tobias Nath	DEU	Dörr Motorsport	DEU	ITE29314 BIF38420	KR/t.b.a./Vega	5	49.518	1.735	5	

Timekeeper
M.Riehmers

Race Director
H.Seidel



INT. ADAC Kartrennen Arena E

DKM - KZ2

Arena E Mülsen 1,315 Km

Warm Up Superheat

11.08.2024 09:06

Practice (6:00 Time) started at 9:05:54

Lap	Time of Day	Lap Tm	Diff	SF Tm	S1 Tm	S2 Tm	Lap	Time of Day	Lap Tm	Diff	SF Tm	S1 Tm	S2 Tm
4	9:10:45.601	49.429	+0.646	21.464	14.280	13.685							
5	9:11:34.456	48.855	+0.072	20.854	14.331	13.670							
6	9:12:23.239	48.783		20.869	14.184	13.730							
[65] Kipras Jurse													
1	9:08:20.112	55.128	+6.290	25.461	15.198	14.469							
2	9:09:10.850	50.738	+1.900	22.324	14.538	13.876							
3	9:10:00.062	49.212	+0.374	21.159	14.288	13.765							
4	9:10:48.900	48.838		20.914	14.119	13.805							
5	9:11:38.283	49.383	+0.545	21.192	14.549	13.642							
6	9:12:27.235	48.952	+0.114	20.931	14.371	13.650							
[72] Aleks Jutkevicius													
1	9:08:11.463	53.654	+4.762	23.366	15.642	14.647							
2	9:09:02.830	51.367	+2.475	22.594	14.673	14.100							
3	9:09:52.878	50.048	+1.156	21.975	14.388	13.685							
4	9:10:42.136	49.258	+0.366	21.385	14.257	13.616							
5	9:11:31.028	48.892		21.235	14.097	13.560							
6	9:12:20.579	49.551	+0.659	21.104	14.043	14.404							
[19] Jannik Julius-Bernhart													
1	9:08:23.509	55.410	+6.367	25.305	15.788	14.317							
2	9:11:18.528	2:55.019	+2:05.976	21.992	14.642	13.681							
3	9:12:07.571	49.043		20.926	14.445	13.672							
[46] Gianni Andrisani													
1	9:08:30.246	1:05.629	+16.301	30.532	18.172	16.925							
2	9:09:27.137	56.891	+7.563	25.123	15.973	15.795							
3	9:10:22.984	55.847	+6.519	24.545	15.449	15.853							
4	9:11:16.949	53.965	+4.637	24.465	15.006	14.494							
5	9:12:06.277	49.328		21.436	14.286	13.606							
[17] Nico Franke													
1	9:08:26.351	1:00.574	+11.156	30.219	16.116	14.239							
2	9:09:17.180	50.829	+1.411	22.119	14.857	13.853							
3	9:10:06.665	49.485	+0.067	21.430	14.476	13.579							
4	9:10:56.376	49.711	+0.293	21.321	14.401	13.989							
5	9:11:45.888	49.512	+0.094	21.231	14.484	13.797							
6	9:12:35.306	49.418		21.305	14.374	13.739							
[89] Tobias Nath													
1	9:08:30.610	1:05.795	+16.277	30.959	18.393	16.443							
2	9:09:28.066	57.456	+7.938	25.423	16.100	15.933							
3	9:10:23.501	55.435	+5.917	24.516	15.589	15.330							
4	9:11:17.950	54.449	+4.931	24.201	15.732	14.516							
5	9:12:07.468	49.518		21.336	14.463	13.719							



DKM - KZ2

Super Heat

Track length: 1.315 Km

Race Started: 12:17:27

Best Lap by: 14 - Danilo Albanese - 47.662


Rank	#	Driver	Nat	Sponsor Entrant	Nat	License E-License	Make	laps	T. Time Diff	Best Lap	Penalty	Points
1	0	14 Danilo Albanese	ITA	Dörr Motorsport	DEU	ITE498284 BIF38420	KR/IAME/Vega	15	12:09.825	47.662		75
2	3	1 Stan Pex	NLD	SP Motorsport	NLD	ITE31772 IBL47253	Kart Republic/TM/Vega	15	12:11.658 1.833	47.792		69
3	-1	13 Christiaan de Kleijn	NLD	CRG Holland	NLD	ITE44092 IBL15521	CRG/TM/Vega	15	12:11.805 1.980	47.818		63
4	0	46 Gianni Andrisani	DEU	TB Racing Team	DEU	ITE13762 KBF38262	KR/TM/Vega	15	12:12.908 3.083	47.710		57
5	2	16 Guust Specken	NLD	CRG Holland	NLD	ITE33443 IBL15521	CRG/TM/Vega	15	12:13.141 3.316	47.798		51
6	5	5 David Trefilov	DEU	Maranello SRP Factory Team	DEU	ITE 16049 KBF38275	Maranello/TM /Vega	15	12:14.351 4.526	47.911		48
7	5	18 Robert Kindervater	DEU	ADAC Berlin-Brandenburg e.V. BIREL ART RACING KSW	AUT	ITE24990 IBLBK 102	Birel Art/TM/Vega	15	12:17.942 8.117	48.072		45
8	-5	76 Marek Skrivan	CZE	IPK Factory Team	CZE	ITE24AS0203 IBL2400631	IPK/TM /Vega	15	12:18.016 8.191	47.719		42
9	-1	11 Jens Treur	NLD	CRG Holland	NLD	ITE44483 IBL15521	CRG/TM/Vega	15	12:18.641 8.816	47.978		39
10	8	6 Markus Kajak	EST	Maranello SRP Factory Team	DEU	ITE26214 KBF38275	Maranello/TM/Vega	15	12:19.751 9.926	47.837		36
11	-1	78 Thomas Rackl	DEU	Maranello SRP Factory Team	DEU	ITC-C38399 KBF38275	Maranello /TM /Vega	15	12:19.874 10.049	48.077		34
12	2	77 Dion van Werven	NLD	Wilfred van Werven	NLD	ITE49844 EL50365	CRG/TM/Vega	15	12:19.928 10.103	47.780		32
13	0	19 Jannik Julius-Bernhart	AUT	Dörr Motorsport	DEU	ITEJK2048 BIF38420	KR/IAME/Vega	15	12:20.878 11.053	47.861		30
14	-8	10 Lukas Scherbinkas	DEU	NSL Racing	LTU	ITE11348 IBL2024-KL/10	Energy/TM/Vega	15	12:21.134 11.309	47.968		28
15	1	69 Jorrit Pex	NLD	SP Motorsport	NLD	ITE27382 IBL47253006	KR/TM/Vega	15	12:21.732 11.907	48.021		26
16	4	60 Nico Lemberg	FIN	Kali Kart Finland	FIN	ITE34752735 IBL50125317	Kali Kart/TM/Vega	15	12:25.123 15.298	48.354		24
17	6	62 Jelte Bouma	NLD	Mach1 Motorsport	DEU	NKA52400 KBF39310	Mach1/TM/VEGA	15	12:26.378 16.553	48.485		22
18	6	72 Aleks Jutkevicius	LTU	Paske Racing	LTU	ITE2024-ITE/012 IBL2024-KL/05	Righetti Ridolfi/TM/Vega	15	12:26.443 16.618	48.486		20
19	0	65 Kipras Jurse	LTU	Paske Racing	LTU	ITE2024-ITE/001 IBL2024-KL/05	Righetti Ridolfi/TM/Vega	15	12:26.909 17.084	48.460		18
20	5	17 Nico Franke	DEU	ADAC Berlin-Brandenburg e.V. SG Samuelkart	NLD	ITE42574 IBL57205001	CRG/TM/Vega	15	12:35.771 25.946	49.132		17
21	0	89 Tobias Nath	DEU	Dörr Motorsport	DEU	ITE29314 BIF38420	KR/t.b.a./Vega	15	12:37.159 27.334	48.647	+ 5 sec	16
22	0	79 Sandro Holzem	DEU	SIM-ON	DEU	ITC-C11248 KBF39246	KR/IAME/Vega	11	9:11.222 4 Laps	48.522		15
23	-6	9 André Matisic	DEU	Solgat Motorsport	DEU	ITE 34369 KBF42332	Birel Art/TM/Vega	4	3:50.920 11 Laps	49.456	+ 5 sec	14
24	-15	41 Maddox Wirtz	DEU	VDB Kart Racing	DEU	ITE 39902 KBF42053	Birel Art/TM/Vega	2	1:45.596 13 Laps	50.143		13
25	-10	12 Lukas Schächer	DEU	TB Racing Team	DEU	ITE 28091 KBF38262	KR/TM/Vega	2	1:52.031 13 Laps	50.022	+ 5 sec	12

Announcements

12,89,9 + 5 sec front fairing

Timekeeper
M.Riehmers

Race Director
H.Seidel



INT. ADAC Kartrennen Arena E

DKM - KZ2

Arena E Mülsen 1,315 Km

Super Heat

11.08.2024 12:11

Race (15 Laps) started at 12:17:27

Lap	Time of Day	Lap Tm	Diff	SF Tm	S1 Tm	S2 Tm
6	12:22:35.405	49.179	+0.693	21.128	14.413	13.638
7	12:23:24.384	48.979	+0.493	21.065	14.205	13.709
8	12:24:13.241	48.857	+0.371	21.151	14.126	13.580
9	12:25:01.874	48.633	+0.147	20.892	14.155	13.586
10	12:25:50.360	48.486		20.806	14.116	13.564
11	12:26:39.475	49.115	+0.629	21.395	14.210	13.510
12	12:27:28.131	48.656	+0.170	20.965	14.053	13.638
13	12:28:16.671	48.540	+0.054	20.854	14.107	13.579
14	12:29:05.273	48.602	+0.116	20.981	14.099	13.522
15	12:29:53.918	48.645	+0.159	20.959	14.096	13.590

Lap	Time of Day	Lap Tm	Diff	SF Tm	S1 Tm	S2 Tm
(9) André Matisic						
1	12:18:24.790	55.146	+5.690	24.611	16.560	13.975
2	12:19:14.724	49.934	+0.478	21.335	14.808	13.791
3	12:20:23.939	1:09.215	+19.759	39.420	15.557	14.238
4	12:21:13.395	49.456		21.306	14.439	13.711

Lap	Time of Day	Lap Tm	Diff	SF Tm	S1 Tm	S2 Tm
(41) Maddox Wirtz						
1	12:18:22.928	53.963	+3.820	24.233	15.888	13.842
2	12:19:13.071	50.143		21.598	14.853	13.692

Lap	Time of Day	Lap Tm	Diff	SF Tm	S1 Tm	S2 Tm
(65) Kipras Jurse						
1	12:18:25.685	55.841	+7.381	24.496	17.024	14.321
2	12:19:18.431	52.746	+4.286	23.880	14.837	14.029
3	12:20:08.458	50.027	+1.567	21.508	14.647	13.872
4	12:20:57.778	49.320	+0.860	21.194	14.321	13.805
5	12:21:47.137	49.359	+0.899	21.244	14.286	13.829
6	12:22:36.491	49.354	+0.894	21.073	14.514	13.767
7	12:23:25.274	48.783	+0.323	21.010	14.094	13.679
8	12:24:14.212	48.938	+0.478	20.877	14.235	13.826
9	12:25:02.901	48.689	+0.229	20.878	14.107	13.704
10	12:25:51.443	48.542	+0.082	20.825	14.112	13.605
11	12:26:40.297	48.854	+0.394	20.980	14.076	13.798
12	12:27:28.774	48.477	+0.017	20.908	14.009	13.560
13	12:28:17.419	48.645	+0.185	20.835	14.186	13.624
14	12:29:05.924	48.505	+0.045	20.799	14.080	13.626
15	12:29:54.384	48.460		20.841	14.002	13.617

Lap	Time of Day	Lap Tm	Diff	SF Tm	S1 Tm	S2 Tm
(12) Lukas Schächer						
1	12:18:24.484	55.125	+5.103	24.455	16.399	14.271
2	12:19:14.506	50.022		21.437	14.748	13.837

Lap	Time of Day	Lap Tm	Diff	SF Tm	S1 Tm	S2 Tm
(17) Nico Franke						
1	12:18:26.237	55.793	+6.661	24.774	16.792	14.227
2	12:19:17.233	50.996	+1.864	22.074	14.925	13.997
3	12:20:08.346	51.113	+1.981	22.236	14.888	13.989
4	12:20:58.748	50.402	+1.270	21.811	14.697	13.894
5	12:21:48.646	49.898	+0.766	21.433	14.639	13.826
6	12:22:38.484	49.838	+0.706	21.449	14.567	13.822
7	12:23:28.568	50.084	+0.952	21.686	14.534	13.864
8	12:24:18.118	49.550	+0.418	21.258	14.509	13.783
9	12:25:07.670	49.552	+0.420	21.563	14.297	13.692
10	12:25:56.802	49.132		21.253	14.222	13.657
11	12:26:46.019	49.217	+0.085	21.234	14.266	13.717
12	12:27:35.399	49.380	+0.248	21.181	14.535	13.664
13	12:28:24.789	49.390	+0.258	21.391	14.279	13.720
14	12:29:14.019	49.230	+0.098	21.199	14.275	13.756
15	12:30:03.246	49.227	+0.095	21.230	14.204	13.793

Lap	Time of Day	Lap Tm	Diff	SF Tm	S1 Tm	S2 Tm
(89) Tobias Nath						
1	12:18:24.637	54.509	+5.862	23.990	16.421	14.098
2	12:19:15.183	50.546	+1.899	21.684	14.816	14.046
3	12:20:11.742	56.559	+7.912	26.390	16.118	14.051
4	12:21:01.911	50.169	+1.522	21.258	14.929	13.982
5	12:21:51.383	49.472	+0.825	21.199	14.502	13.771
6	12:22:40.597	49.214	+0.567	21.012	14.371	13.831
7	12:23:29.450	48.853	+0.206	20.946	14.267	13.640
8	12:24:18.393	48.943	+0.296	21.023	14.315	13.605
9	12:25:07.283	48.890	+0.243	20.911	14.285	13.694
10	12:25:56.008	48.725	+0.078	20.881	14.211	13.633
11	12:26:44.786	48.778	+0.131	20.948	14.155	13.675
12	12:27:33.529	48.743	+0.096	20.911	14.174	13.658
13	12:28:22.300	48.771	+0.124	20.955	14.187	13.629
14	12:29:10.987	48.687	+0.040	20.863	14.169	13.655
15	12:29:59.634	48.647		20.898	14.092	13.657

Lap	Time of Day	Lap Tm	Diff	SF Tm	S1 Tm	S2 Tm
(79) Sandro Holzem						
1	12:18:25.761	55.569	+7.047	24.708	16.595	14.266
2	12:19:16.486	50.725	+2.203	21.638	14.987	14.100
3	12:20:06.520	50.034	+1.512	21.646	14.691	13.697
4	12:20:55.316	48.796	+0.274	20.940	14.293	13.563
5	12:21:45.496	50.180	+1.658	21.902	14.572	13.706
6	12:22:34.572	49.076	+0.554	20.894	14.540	13.642
7	12:23:23.293	48.721	+0.199	20.905	14.337	13.479
8	12:24:12.126	48.833	+0.311	20.928	14.326	13.579
9	12:25:00.836	48.710	+0.188	20.966	14.274	13.470
10	12:25:49.358	48.522		20.673	14.298	13.551
11	12:26:38.697	49.339	+0.817	21.574	14.189	13.576

Orbits




INT. ADAC Kartrennen Arena E
Lapchart

DKM - KZ2

Arena E Mülsen 1,315 Km

Super Heat

11.08.2024 12:11

Race (15 Laps) started at 12:17:27

Competitors	Laps															
	0	1	2	3	4	5	6	7	8	9	10	11	12	13	14	15
Danilo Albanese (14)	1	14	13	13	13	13	14	14	14	14	14	14	14	14	14	14
Christiaan de Kleijn (13)	2	13	46	46	46	14	13	13	13	13	13	13	13	13	1	1
Gianni Andrisani (46)	3	46	14	14	14	46	46	46	1	1	1	1	1	1	13	13
Marek Skrivan (76)	4	76	16	16	16	76	1	1	46	46	46	46	46	46	46	46
Lukas Scherbinkas (10)	5	10	10	76	76	1	76	76	76	16	16	16	16	16	16	16
Stan Pex (1)	6	1	76	1	1	16	16	16	16	11	11	5	5	5	5	5
Guust Specken (16)	7	16	1	11	11	11	11	11	11	5	5	78	11	18	18	18
Jens Treur (11)	8	11	11	10	10	5	5	5	5	78	78	11	18	11	11	76
Thomas Rackl (78)	9	78	78	5	5	10	78	78	78	18	18	18	78	78	76	11
David Trefilov (5)	10	5	5	78	78	78	18	18	18	76	76	76	76	76	6	6
Maddox Wirtz (41)	11	41	18	18	18	18	10	10	10	10	10	10	10	10	78	78
Robert Kindervater (18)	12	18	41	19	19	19	6	6	6	6	6	6	6	6	77	77
Dion van Werven (77)	13	77	19	41	69	69	77	69	77	77	77	77	77	77	10	10
Jannik Julius-Bernhart (19)	14	19	69	69	6	6	19	77	69	19	19	19	19	19	19	10
Jorrit Pex (69)	15	69	77	77	77	77	69	19	19	79	69	69	69	69	69	69
Lukas Schächter (12)	16	12	6	6	60	60	79	79	79	69	79	79	79	60	60	60
Markus Kajak (6)	17	6	12	12	79	79	60	60	60	60	60	60	60	62	62	62
André Matisic (9)	18	9	89	9	62	62	62	62	62	62	62	62	62	72	72	72
Kipras Jurse (65)	19	65	9	89	72	72	72	72	72	72	72	72	72	65	65	65
Nico Lemberg (60)	20	60	60	60	17	65	65	65	65	65	65	65	65	89	89	89
Tobias Nath (89)	21	89	62	62	65	17	17	17	17	17	89	89	89	17	17	17
Sandro Holzem (79)	22	79	65	79	89	89	89	89	89	17	17	17	17	17	17	17
Nico Franke (17)	23	17	79	72	9	9										
Jelte Bouma (62)	24	62	72	17												
Aleks Jutkevicius (72)	25	72	17	65												





DKM Round 5

DKM - KZ2

Mülsen II

Final Intermediate Classification

Pos.	No.	Firstname	Lastname	Nat.	Entrant	Nat.	Ent	Make	Sponsor	QP	Total PTS	Heat 1	Heat 2	CUH
1	14	Danilo	Albanese	ITA	Dörr Motorsport	DEU	KR/IAME/Vega			2	175	50	50	75
2	13	Christiaan	de Kleijn	NLD	CRG Holland	NLD	CRG/TM/Vega			4	151	44	44	63
3	1	Stan	Pex	NLD	SP Motorsport	NLD	Kart Republic/TM/Vega			14	135	36	30	69
4	46	Gianni	Andrisani	DEU	TB Racing Team	DEU	KR/TM/Vega			3	123	32	34	57
5	76	Marek	Skrivan	CZE	IPK Factory Team	CZE	IPK/TM /Vega			1	121	38	41	42
6	16	Guust	Specken	NLD	CRG Holland	NLD	CRG/TM/Vega			18	115	28	36	51
7	5	David	Trefilov	DEU	Maranello SRP Factory Team	DEU	Maranello/TM /Vega			12	98	34	16	48
8	11	Jens	Treur	NLD	CRG Holland	NLD	CRG/TM/Vega			19	96	30	27	39
9	18	Robert	Kindervater	DEU	BIREL ART RACING KSW	AUT	Birel Art/TM/Vega	ADAC Berlin-Brandenburg e.V.		13	94	24	25	45
10	10	Lukas	Scherbinskas	DEU	NSL Racing	LTU	Energy/TM/Vega			10	92	26	38	28
11	77	Dion	van Werven	NLD	Wilfred van Werven	NLD	CRG/TM/Vega			6	88	41	15	32
12	78	Thomas	Rackl	DEU	Maranello SRP Factory Team	DEU	Maranello /TM /Vega			20	85	23	28	34
13	19	Jannik	Julius-Bernhart	AUT	Dörr Motorsport	DEU	KR/IAME/Vega			16	77	15	32	30
14	6	Markus	Kajak	EST	Maranello SRP Factory Team	DEU	Maranello/TM/Vega			7	75	25	14	36
15	69	Jorrit	Pex	NLD	SP Motorsport	NLD	KR/TM/Vega			11	71	22	23	26
16	41	Maddox	Wirtz	DEU	VDB Kart Racing	DEU	Birel Art/TM/Vega			8	64	27	24	13
17	60	Nico	Lemberg	FIN	Kali Kart Finland	FIN	Kali Kart/TM/Vega			17	61	17	20	24
18	12	Lukas	Schächer	DEU	TB Racing Team	DEU	KR/TM/Vega			9	58	20	26	12
19	65	Kipras	Jurse	LTU	Paske Racing	LTU	Righetti Ridolfi/TM/Vega			21	57	18	21	18
20	9	André	Maticic	DEU	Solgat Motorsport	DEU	Birel Art/TM/Vega			15	55	19	22	14
21	62	Jelte	Bouma	NLD	Mach1 Motorsport	DEU	Mach1/TM/VEGA			23	54	14	18	22
22	89	Tobias	Nath	DEU	Dörr Motorsport	DEU	KR/t.b.a./Vega			24	51	16	19	16
23	79	Sandro	Holzem	DEU	SIM-ON	DEU	KR/IAME/Vega			5	49	21	13	15
24	72	Aleks	Jutkevicius	LTU	Paske Racing	LTU	Righetti Ridolfi/TM/Vega			22	49	12	17	20
25	17	Nico	Franke	DEU	SG Samuelkart	NLD	CRG/TM/Vega	ADAC Berlin-Brandenburg e.V.		25	42	13	12	17

Announcements: These results are provisional until the conclusion of any judicial and technical matters

Racedirector Horst Seidel:



Timekeeping Monika Riehmers:



Printed: 11.08.2024 13:29

Posted at: h





DKM Round 5

Class: DKM - KZ2

Date/Time: 11.08.2024 16:15

Track:

Mülsen II

Heat:

Final

Laps:

19 laps

Edition 1

	35	18		36		
	33	17		34		
	31	16		32		
	29	15		30		
	27	14		28		
Nico Franke	17	13	CRG/TM/Vega	26		
Sandro Holzem	79	12	KR/IAME/Vega	Aleks Jutkevicius	72	Righetti Ridolfi/TM/Vega
Jelte Bouma	62	11	Mach1/TM/VEG A	Tobias Nath	89	KR/t.b.a./Vega
Kipras Jurse	65	10	Righetti Ridolfi/TM/Vega	André Maticic	9	Birel Art/TM/Vega
Nico Lemberg	60	9	Kali Kart/TM/Vega	Lukas Schächer	12	KR/TM/Vega
Jorrit Pex	69	8	KR/TM/Vega	Maddox Wirtz	41	Birel Art/TM/Vega
Jannik Julius-Bernhart	19	7	KR/IAME/Vega	Markus Kajak	6	Maranello/TM/Vega
Dion van Werven	77	6	CRG/TM/Vega	Thomas Rackl	78	Maranello /TM/Vega
Robert Kindervater	18	5	Birel Art/TM/Vega	Lukas Scherbinskas	10	Energy/TM/Vega
David Trefilov	5	4	Maranello/TM/Vega	Jens Treur	11	CRG/TM/Vega
Marek Skrivan	76	3	IPK/TM/Vega	Guust Specken	16	CRG/TM/Vega
Stan Pex	1	2	Republic/TM/Vega	Gianni Andrisani	46	KR/TM/Vega
Danilo Albanese	14	1	KR/IAME/Vega	Christiaan de Kleijn	13	CRG/TM/Vega

Pole Position

printed 11.08.2024 13:29





DKM - KZ2

Final

Track length: 1.315 Km

Race Started: 17:05:29

Best Lap by: 76 - Marek Skrivan - 47.713


Rank	#	Driver	Nat	Sponsor Entrant	Nat	License E-License	Make	laps	T. Time Diff	Best Lap	Penalty	Points
1	0	14 Danilo Albanese	ITA	Dörr Motorsport	DEU	ITE498284 BIF38420	KR/IAME/Vega	19	15:21.781	47.845		50
2	0	13 Christiaan de Kleijn	NLD	CRG Holland	NLD	ITE44092 IBL15521	CRG/TM/Vega	19	15:22.228 0.447	47.836		44
3	11	6 Markus Kajak	EST	Maranello SRP Factory Team	DEU	ITE26214 KBF38275	Maranello/TM/Vega	19	15:25.730 3.949	47.902		38
4	-1	1 Stan Pex	NLD	SP Motorsport	NLD	ITE31772 IBL47253	Kart Republic/TM/Vega	19	15:25.854 4.073	47.913		34
5	0	76 Marek Skrivan	CZE	IPK Factory Team	CZE	ITE24AS0203 IBL2400631	IPK/TM /Vega	19	15:26.869 5.088	47.713	+ 5 sec	0
6	0	16 Guust Specken	NLD	CRG Holland	NLD	ITE33443 IBL15521	CRG/TM/Vega	19	15:29.001 7.220	47.957		30
7	3	10 Lukas Scherbinskas	DEU	NSL Racing	LTU	ITE11348 IBL2024-KL/10	Energy/TM/Vega	19	15:29.359 7.578	47.985		26
8	7	69 Jorrit Pex	NLD	SP Motorsport	NLD	ITE27382 IBL47253006	KR/TM/Vega	19	15:29.579 7.798	48.015		22
9	9	12 Lukas Schächer	DEU	TB Racing Team	DEU	ITE 28091 KBF38262	KR/TM/Vega	19	15:29.753 7.972	47.982		18
10	-1	18 Robert Kindervater	DEU	ADAC Berlin-Brandenburg e.V. BIREL ART RACING KSW	AUT	ITE24990 IBLBK 102	Birel Art/TM/Vega	19	15:31.014 9.233	48.098		14
11	1	78 Thomas Rackl	DEU	Maranello SRP Factory Team	DEU	ITC-C38399 KBF38275	Maranello /TM /Vega	19	15:35.944 14.163	48.008	+ 5 sec	0
12	1	19 Jannik Julius-Bernhart	AUT	Dörr Motorsport	DEU	ITEJK2048 BIF38420	KR/IAME/Vega	19	15:36.581 14.800	48.369		10
13	7	9 André Matisic	DEU	Solgat Motorsport	DEU	ITE 34369 KBF42332	Birel Art/TM/Vega	19	15:36.811 15.030	48.335		8
14	-6	11 Jens Treur	NLD	CRG Holland	NLD	ITE44483 IBL15521	CRG/TM/Vega	19	15:37.070 15.289	48.356		6
15	2	60 Nico Lemberg	FIN	Kali Kart Finland	FIN	ITE34752735 IBL50125317	Kali Kart/TM/Vega	19	15:38.532 16.751	48.383		4
16	7	79 Sandro Holzern	DEU	SIM-ON	DEU	ITC-C11248 KBF39246	KR/IAME/Vega	19	15:38.727 16.946	48.310		0
17	2	65 Kipras Jurse	LTU	Paske Racing	LTU	ITE2024-ITE/001 IBL2024-KL/05	Righetti Ridolfi/TM/Vega	19	15:38.894 17.113	48.281		0
18	-2	41 Maddox Wirtz	DEU	VDB Kart Racing	DEU	ITE 39902 KBF42053	Birel Art/TM/Vega	19	15:40.622 18.841	48.235		2
19	-15	46 Gianni Andrisani	DEU	TB Racing Team	DEU	ITE13762 KBF38262	KR/TM/Vega	19	15:50.211 28.430	48.152		1
20	5	17 Nico Franke	DEU	ADAC Berlin-Brandenburg e.V. SG Samuelkart	NLD	ITE42574 IBL57205001	CRG/TM/Vega	19	15:53.594 31.813	49.150		0
21	0	62 Jelte Bouma	NLD	Mach1 Motorsport	DEU	NKA52400 KBF39310	Mach1/TM/VEGA	19	15:55.972 34.191	48.554	+ 5 sec	0
22	-11	77 Dion van Werven	NLD	Wilfred van Werven	NLD	ITE49844 EL50365	CRG/TM/Vega	18	14:39.998 1 Lap	47.802		1
23	-16	5 David Trefilov	DEU	Maranello SRP Factory Team	DEU	ITE 16049 KBF38275	Maranello/TM /Vega	17	14:14.880 2 Laps	48.045	+ 5 sec	0
24	0	72 Aleks Jutkevicius	LTU	Paske Racing	LTU	ITE2024-ITE/012 IBL2024-KL/05	Righetti Ridolfi/TM/Vega	9	8:03.745 10 Laps	48.938		0
25	-3	89 Tobias Nath	DEU	Dörr Motorsport	DEU	ITE29314 BIF38420	KR/t.b.a./Vega	0	2.777 19 Laps			0

Announcements

76,78,5,62 + 5 sec front fairing

Timekeeper
M.Riehmers

Race Director
H.Seidel



INT. ADAC Kartrennen Arena E

DKM - KZ2

Arena E Mülsen 1,315 Km

Final

11.08.2024 16:50

Race (19 Laps) started at 17:05:29

Lap	Time of Day	Lap Tm	Diff	SF Tm	S1 Tm	S2 Tm	Lap	Time of Day	Lap Tm	Diff	SF Tm	S1 Tm	S2 Tm
1	17:06:26.267	53.884	+5.501	24.417	14.888	14.579	12	17:15:30.893	48.248	+0.013	20.619	14.146	13.483
2	17:07:16.357	50.090	+1.707	21.467	14.826	13.797	13	17:16:19.128	48.235		20.665	14.112	13.458
3	17:08:06.180	49.823	+1.440	21.674	14.466	13.683	14	17:17:07.597	48.469	+0.234	20.656	14.140	13.673
4	17:08:55.549	49.369	+0.986	21.148	14.398	13.823	15	17:17:55.935	48.338	+0.103	20.774	14.091	13.473
5	17:09:44.362	48.813	+0.430	20.930	14.258	13.625	16	17:18:44.345	48.410	+0.175	20.769	14.093	13.548
6	17:10:33.062	48.700	+0.317	20.858	14.281	13.561	17	17:19:32.676	48.331	+0.096	20.757	14.122	13.452
7	17:11:21.629	48.567	+0.184	20.771	14.212	13.584	18	17:20:21.297	48.621	+0.386	21.002	14.148	13.471
8	17:12:10.475	48.846	+0.463	21.054	14.230	13.562	19	17:21:09.789	48.492	+0.257	20.806	14.170	13.516
9	17:12:58.934	48.459	+0.076	20.758	14.104	13.597							
10	17:13:47.363	48.429	+0.046	20.792	14.116	13.521							
11	17:14:36.583	49.220	+0.837	21.558	14.165	13.497							
12	17:15:24.966	48.388		20.741	14.181	13.461							
13	17:16:13.785	48.819	+0.436	21.123	14.233	13.463							
14	17:17:03.203	49.418	+1.035	21.252	14.592	13.574							
15	17:17:51.625	48.422	+0.039	20.740	14.175	13.507							
16	17:18:40.392	48.767	+0.384	20.881	14.344	13.542							
17	17:19:29.832	49.440	+1.057	21.313	14.597	13.530							
18	17:20:18.311	48.479	+0.096	20.748	14.231	13.500							
19	17:21:07.699	49.388	+1.005	21.604	14.278	13.506							
(79) Sandro Holzem													
1	17:06:26.405	54.306	+5.996	23.863	15.303	15.140							
2	17:07:16.541	50.136	+1.826	21.565	14.792	13.779							
3	17:08:06.455	49.914	+1.604	21.743	14.431	13.740							
4	17:08:55.813	49.358	+1.048	21.030	14.434	13.894							
5	17:09:45.699	49.886	+1.576	21.869	14.451	13.566							
6	17:10:34.737	49.038	+0.728	21.176	14.208	13.654							
7	17:11:23.301	48.564	+0.254	20.798	14.192	13.574							
8	17:12:11.701	48.400	+0.090	20.751	14.105	13.544							
9	17:13:00.187	48.486	+0.176	20.777	14.156	13.553							
10	17:13:48.673	48.486	+0.176	20.857	14.067	13.562							
11	17:14:39.115	50.442	+2.132	21.635	15.116	13.691							
12	17:15:27.596	48.481	+0.171	20.803	14.050	13.628							
13	17:16:15.945	48.349	+0.039	20.699	14.068	13.582							
14	17:17:04.330	48.385	+0.075	20.687	14.116	13.582							
15	17:17:52.640	48.310		20.674	14.046	13.590							
16	17:18:40.987	48.347	+0.037	20.734	14.115	13.498							
17	17:19:29.680	48.693	+0.383	20.759	14.364	13.570							
18	17:20:18.008	48.328	+0.018	20.717	14.165	13.446							
19	17:21:07.894	49.886	+1.576	22.051	14.299	13.536							
(65) Kipras Jurse													
1	17:06:26.013	53.891	+5.610	24.430	14.925	14.536							
2	17:07:16.854	50.841	+2.560	21.479	15.500	13.862							
3	17:08:06.802	49.948	+1.667	21.597	14.503	13.848							
4	17:08:56.014	49.212	+0.931	20.939	14.367	13.906							
5	17:09:45.151	49.137	+0.856	21.241	14.166	13.730							
6	17:10:34.150	48.999	+0.718	21.044	14.246	13.709							
7	17:11:22.753	48.603	+0.322	20.801	14.115	13.687							
8	17:12:11.348	48.595	+0.314	20.845	14.064	13.686							
9	17:13:00.015	48.667	+0.386	20.863	14.106	13.698							
10	17:13:48.648	48.633	+0.352	20.780	14.113	13.740							
11	17:14:39.290	50.642	+2.361	21.600	15.368	13.674							
12	17:15:27.895	48.605	+0.324	20.850	14.084	13.671							
13	17:16:16.339	48.444	+0.163	20.767	14.094	13.583							
14	17:17:04.707	48.368	+0.087	20.624	14.075	13.669							
15	17:17:53.352	48.645	+0.364	21.012	14.039	13.594							
16	17:18:41.985	48.633	+0.352	20.967	13.999	13.667							
17	17:19:30.584	48.599	+0.318	20.840	14.045	13.714							
18	17:20:18.865	48.281		20.775	13.923	13.583							
19	17:21:08.061	49.196	+0.915	21.358	14.280	13.558							
(62) Jelte Bouma													
1	17:06:26.943	54.444	+5.890	24.837	14.958	14.649							
2	17:07:17.966	51.023	+2.469	22.246	14.805	13.972							
3	17:08:07.812	49.846	+1.292	21.500	14.459	13.887							
4	17:08:56.978	49.166	+0.612	21.042	14.359	13.765							
5	17:09:46.356	49.378	+0.824	21.120	14.569	13.689							
6	17:10:38.671	52.315	+3.761	20.940	17.184	14.191							
7	17:11:29.688	51.017	+2.463	22.558	14.603	13.856							
8	17:12:18.673	48.985	+0.431	20.913	14.286	13.786							
9	17:13:08.119	49.446	+0.892	21.429	14.306	13.711							
10	17:13:57.672	49.553	+0.999	21.469	14.418	13.666							
11	17:14:46.829	49.157	+0.603	21.135	14.256	13.766							
12	17:15:35.922	49.093	+0.539	21.039	14.342	13.712							
13	17:16:25.623	49.701	+1.147	21.518	14.383	13.800							
14	17:17:15.932	50.309	+1.755	20.865	14.215	15.229							
15	17:18:05.498	49.566	+1.012	21.506	14.266	13.794							
16	17:18:54.272	48.774	+0.220	21.051	14.093	13.630							
17	17:19:42.826	48.554		20.830	14.135	13.589							
18	17:20:31.482	48.656	+0.102	20.834	14.202	13.620							
19	17:21:20.139	48.657	+0.103	20.926	14.136	13.595							
(77) Dion van Werven													
1	17:06:22.887	52.220	+4.418	23.554	14.888	13.778							

Orbits





INT. ADAC Kartrennen Arena E

DKM - KZ2

Arena E Mülsen 1,315 Km

Final

11.08.2024 16:50

Race (19 Laps) started at 17:05:29

Lap	Time of Day	Lap Tm	Diff	SF Tm	S1 Tm	S2 Tm	Lap	Time of Day	Lap Tm	Diff	SF Tm	S1 Tm	S2 Tm
2	17:07:12.073	49.186	+1.384	21.097	14.437	13.652							
3	17:08:01.420	49.347	+1.545	21.540	14.223	13.584							
4	17:08:50.486	49.066	+1.264	20.934	14.200	13.932							
5	17:09:40.386	49.900	+2.098	21.977	14.390	13.533							
6	17:10:29.218	48.832	+1.030	20.756	14.533	13.543							
7	17:11:17.999	48.781	+0.979	20.728	14.368	13.685							
8	17:12:07.068	49.069	+1.267	21.303	14.264	13.502							
9	17:12:55.877	48.809	+1.007	21.226	14.074	13.509							
10	17:13:44.104	48.227	+0.425	20.713	14.010	13.504							
11	17:14:32.160	48.056	+0.254	20.617	13.956	13.483							
12	17:15:20.126	47.966	+0.164	20.590	13.947	13.429							
13	17:16:08.098	47.972	+0.170	20.569	13.997	13.406							
14	17:16:56.013	47.915	+0.113	20.515	13.989	13.411							
15	17:17:43.815	47.802		20.481	13.917	13.404							
16	17:18:32.268	48.453	+0.651	20.543	14.059	13.851							
17	17:19:20.606	48.338	+0.536	20.916	14.037	13.385							
18	17:20:09.165	48.559	+0.757	20.618	14.097	13.844							

(5) David Trefilov

1	17:06:22.564	52.313	+4.268	23.545	14.900	13.868							
2	17:07:11.913	49.349	+1.304	21.178	14.474	13.697							
3	17:08:22.462	1:10.549	+22.504	42.343	14.435	13.771							
4	17:09:11.095	48.633	+0.588	20.953	14.127	13.553							
5	17:09:59.607	48.512	+0.467	20.802	14.173	13.537							
6	17:10:48.226	48.619	+0.574	20.771	14.305	13.543							
7	17:11:36.742	48.516	+0.471	20.841	14.184	13.491							
8	17:12:25.076	48.334	+0.289	20.661	14.080	13.593							
9	17:13:13.217	48.141	+0.096	20.655	13.991	13.495							
10	17:14:01.394	48.177	+0.132	20.670	14.033	13.474							
11	17:14:49.501	48.107	+0.062	20.597	14.007	13.503							
12	17:15:37.590	48.089	+0.044	20.630	14.001	13.458							
13	17:16:25.701	48.111	+0.066	20.534	14.099	13.478							
14	17:17:14.611	48.910	+0.865	20.928	14.159	13.823							
15	17:18:02.672	48.061	+0.016	20.679	13.910	13.472							
16	17:18:51.002	48.330	+0.285	20.828	13.988	13.514							
17	17:19:39.047	48.045		20.639	13.931	13.475							

(72) Aleks Jutkevicius

1	17:06:27.010	54.877	+5.939	24.972	14.860	15.045							
2	17:07:17.345	50.335	+1.397	21.920	14.563	13.852							
3	17:08:07.036	49.691	+0.753	21.486	14.387	13.818							
4	17:08:56.167	49.131	+0.193	21.173	14.301	13.657							
5	17:09:45.642	49.475	+0.537	21.441	14.301	13.733							
6	17:11:05.112	1:19.470	+30.532	21.503	43.648	14.319							
7	17:11:54.820	49.708	+0.770	21.676	14.230	13.802							
8	17:12:43.974	49.154	+0.216	21.212	14.144	13.798							
9	17:13:32.912	48.938		21.160	14.020	13.758							





INT. ADAC Kartrennen Arena E

Lapchart

DKM - KZ2

Arena E Mülsen 1,315 Km

Final

11.08.2024 16:50

Race (19 Laps) started at 17:05:29

Competitors	Laps																			
	0	1	2	3	4	5	6	7	8	9	10	11	12	13	14	15	16	17	18	19
Danilo Albanese (14)	1	14	14	14	14	14	14	14	14	14	14	14	14	14	14	14	14	14	14	14
Christiaan de Kleijn (13)	2	13	1	13	1	13	13	13	13	76	76	76	76	76	76	76	76	76	76	76
Gianni Andrisani (46)	3	46	13	1	13	76	76	76	76	13	13	13	13	13	13	13	13	13	13	13
Stan Pex (1)	4	1	76	76	76	16	16	16	1	1	1	1	1	1	6	6	6	6	6	6
Marek Skrivan (76)	5	76	16	16	16	1	1	1	16	16	6	6	6	6	1	1	1	1	1	1
Guust Specken (16)	6	16	46	46	77	77	78	78	6	6	16	16	16	78	78	78	78	16	16	16
David Trefilov (5)	7	5	5	5	78	78	6	6	78	78	78	78	78	16	16	16	16	78	77	77
Robert Kindervater (18)	8	18	77	77	6	6	77	77	77	77	77	77	77	77	77	77	77	77	78	78
Jens Treur (11)	9	11	78	78	18	18	18	18	18	69	69	69	69	10	10	10	10	10	10	12
Lukas Scherbinskas (10)	10	10	18	18	19	69	69	69	69	10	10	10	10	69	69	69	69	69	69	78
Thomas Rackl (78)	11	78	6	6	69	10	10	10	10	18	18	18	18	18	12	12	12	12	12	18
Dion van Werven (77)	12	77	11	19	10	19	19	19	12	12	12	12	12	12	18	18	18	18	18	19
Markus Kajak (6)	13	6	19	69	11	11	11	12	19	19	19	19	11	11	11	11	19	19	19	9
Jannik Julius-Bernhart (19)	14	19	69	10	9	12	12	11	11	11	11	11	19	19	19	19	11	11	9	11
Jorrit Pex (69)	15	69	10	12	12	60	60	60	60	60	60	60	9	9	9	9	9	9	11	60
Lukas Schächer (12)	16	12	12	11	60	9	9	9	9	9	9	9	60	60	60	60	60	60	79	79
Maddox Wirtz (41)	17	41	9	9	79	79	65	65	65	65	65	65	79	79	79	79	79	79	60	65
André Matisic (9)	18	9	65	60	65	65	72	79	79	79	79	79	65	65	65	65	65	65	65	41
Tobias Nath (89)	19	89	60	79	72	72	79	62	41	41	41	41	41	41	41	41	41	41	41	46
Sandro Holzem (79)	20	79	79	65	62	62	62	17	17	17	17	17	62	62	62	5	5	5	5	62
Kipras Jurse (65)	21	65	62	72	17	17	17	41	62	62	62	62	17	17	17	46	46	46	46	17
Aleks Jutkevicius (72)	22	72	72	62	41	41	41	46	46	5	5	5	5	5	5	17	62	62	62	17
Nico Lemberg (60)	23	60	17	17	46	46	46	5	5	46	46	46	46	46	62	17	17	17	17	
Jelte Bouma (62)	24	62	41	41	5	5	5	72	72	72	72	72								
Nico Franke (17)	25	17																		

