



**Competitor Bulletin 1
November 29, 2023**

1.1 Provisional Start Order

The Provisional Start order is posted to Sportity and attached to this bulletin. Any requests for start order changes should be accompanied by all relevant data supporting the requested change.

1.2 Stage Schedule

The Stage Schedule is attached to this bulletin

1.2 Stage Maps

Maps of the stages are attached to this bulletin

1.3 Stage KML

A kml file showing the stage roads being used has been posted to sportity.

1.4 Changes to the Supp Regs

Please note the following changes to the supp regs.

- 2.4 Venues
 - Post Rally Parc Fermé and Podium Ceremonies TBA
- 2.5 Official Notice Board
 - The Sportity App will be the official notice board for the event.
<https://sportity.com/app - BWWR23>
- 4.9 US Competitors
 - The CARS permit fee is \$85, not \$75 as listed in the supps

1.5 Novice Meeting

We are considering moving the novice meeting to Thursday night at 2000hrs at the warming hut. Confirmation will be sent out as early as possible.

Keith Morison
Clerk of the Course

Driver	Prov	Co-Driver	Prov	Class	SF	Events
1 Jason Bailey	BC	Shayne Peterson	BC	O4WD	93.05	National
2 Jeff Seehorn	WA	Aris Mantopoulos		O4WD	94.68	National
3 Sam Albert	OR	Krista Skucas	OR	O4WD	88.73	National
4 Tanveer Deen	AB	Naila Deen	AB	O4WD	84.1	National_Regional1_Regional2
5 Ian Fry	BC	Wes Haas	BC	O4WD	72.83	National_Regional1_Regional2
6 Hardy Schmidtke	AB	John Hall	AB	O4WD	72.01	National_Regional1_Regional2
7 Dave Clark	WA	Jamie Willetts	BC	O2WD	71.75	National_Regional1_Regional2
8 Mark Tabor	OR	Kathryn Hansen	WA	P2WD	59.86	Regional1_Regional2
9 Michael Szewczyk	AB	David Ma	BC	O4WD	57.5	National_Regional1_Regional2
10 Eric Grochowski	AB	Leanne Junnila	AB	O4WD	41.06	National_Regional1_Regional2
11 Wim Van Der Poel	AB	Bryan Lord	AB	O2WD	57.19	National_Regional1_Regional2
12 Kornelius Rempel	BC	Kristina Riggs	BC	O2WD	58.21	National_Regional1_Regional2
13 Larry Clark	WA	Robert Gobright	WA	O2WD	51.67	National_Regional1_Regional2
14 Ryan Haines	OR	Rebecca Ruston	OR	O2WD	51.55	National
15 Garth Ankeny	OR	Russ Kraushaar	WA	O2WD	51.14	National
16 Doug Heredos	OR	Sara Nonack	PA	O2WD	47.64	National_Regional1_Regional2
17 Joel Cates	AB	Tiffany Macdonald	NDL	O4WD	47.32	National_Regional1_Regional2
18 Tony Penney	AB	Martin Matas	AB	O2WD	40.55	National_Regional1_Regional2
19 Chris Sutton	BC	Hayley Hoffman	BC	O2WD	38.3	National_Regional1_Regional2
20 Johnny Summers	AB	Rob Jackett	AB	P2WD	34.57	Regional1_Regional2
21 Matt Bobyn	AB	Dan Bobyn	AB	O2WD	30.77	National_Regional1_Regional2
22 Geoff Sandvoss	BC	Kj Miller	WA	P4WD	27.48	National_Regional1_Regional2
23 Aran Cook	AB	Lewis Matthews	AB	O2WD	22.9	Regional1_Regional2
24 Jeff Castro	OR	Dylan Hooker	USA	P2WD	21.32	Regional1_Regional2
25 Madelyn Tabor	OR	Oliver Smith		P4WD	16.38	Regional1_Regional2
26 Peter Frank	BC	Lee Perkull	BC	O4WD	0	Regional1_Regional2

		Map	Transit	Stage	Time	First Car Due
Distance to Next Refuel			53.52	44.08	46.4 L*	
MTC 0	Start to SS 1		18.27		0:25	8:30
ATC 1					0:03	8:55
SS 1	Bullet 1	A to B		6.30	0:05	8:58
FTC 1	Transit to Black Forest West 1		6.03		0:15	9:03
ATC 2					0:03	9:18
SS 2	Black Forest West 1	D to C		15.74	0:14	9:21
FTC 2	Transit to Bullet 2		11.40		0:20	9:35
ATC 3					0:03	9:55
SS 3	Bullet 2	A to B		6.30	0:05	9:58
FTC 3			6.03		0:20	10:03
ATC 4					0:03	10:23
SS 4	Black Forest West 2	D to C		15.74	0:15	10:26
FTC 4	Transit to Service 1		11.79		0:15	10:41
TC 4a	Service 1 in				0:30	10:56
TC 4b	Service 1 Out / Re-Seed In				0:10	11:26
RZ 1	Refuel Zone: Distance to Next Refuel	73.17	33.15	40.02	38.3 L*	
TC 4c	Re-Seed Out / Transit to SS 3		11.85		0:20	11:36
ATC 5					0:03	11:56
SS 5	Black Forest East 1	C to D		16.86	0:14	11:59
FTC 5	Transit to Bullet 3		13.55		0:20	12:13
ATC 6					0:03	12:33
SS 6	Bullet 3	A to B		6.30	0:05	12:36
FTC 6	Transit to Black Forest East 2		2.65		0:15	12:41
ATC 7					0:03	12:56
SS 7	Black Forest East 2	C to D		16.86	0:14	12:59
FTC 7	Transit to Service 2		5.10		0:10	13:13
TC 7a	Service 2 in		0.01		1:15	13:23
TC 7b	Service 2 Out / Re-Seed In				0:10	14:38
RZ 1	Refuel Zone: Distance to Next Refuel	47.21	6.66	40.55	32.1 L*	
TC 7c	Re-Seed Out / Transit to SS 8		2.99		0:15	14:48
ATC 8					0:03	15:03
SS 8	Gem-Falcon 1	E to F		32.02	0:32	15:06
FTC 8	Transit to Gem Express 1		0.60		0:20	15:38
ATC 9					0:03	15:58
SS 9	Gem Express 1	G to E		8.53	0:08	16:01
FTC 9	Transit to Service 2		3.07		0:06	16:09
TC 9a	Service 2 in				0:45	16:15
TC 9b	Service 2 Out / Re-Group In				0:15	17:00
RZ 3	Refuel Zone: Distance to Next Refuel	50.52	9.97	40.55	32.9 L*	
TC 9c	Re-Group Out / Transit to SS 8		2.99		0:15	17:15
ATC 10					0:03	17:30
SS 10	Gem-Falcon 2	E to F		32.02	0:32	17:33
FTC 10	Transit to Gem Express 2		0.60		0:20	18:05
ATC 11					0:03	18:25
SS 11	Gem Express 2	G to E		8.53	0:08	18:28
FTC 11	Transit to Finish		6.38		0:10	18:36
MTC 11	Finish					18:46

Leg 1

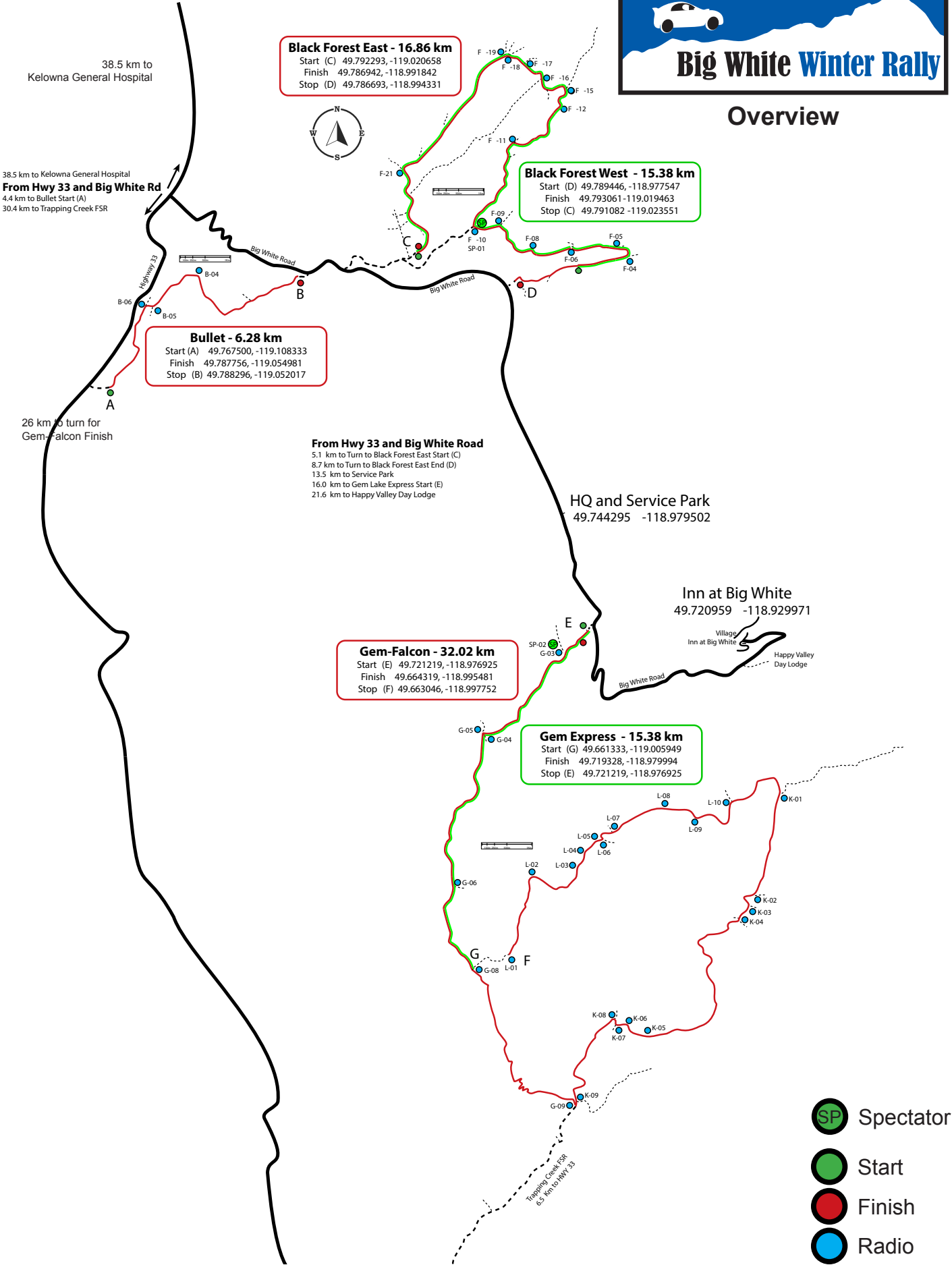
Leg 2

Leg 1 totals		86.67	84.10	170.77
		50.8%	49.2%	
Leg 2 totals		16.63	81.10	97.73
		17.0%	83.0%	
Event totals		103.30	165.20	268.50
		38.5%	61.5%	

* Fuel consumption using CARS calculation of .25L/km on transits and .75L/km on Stage



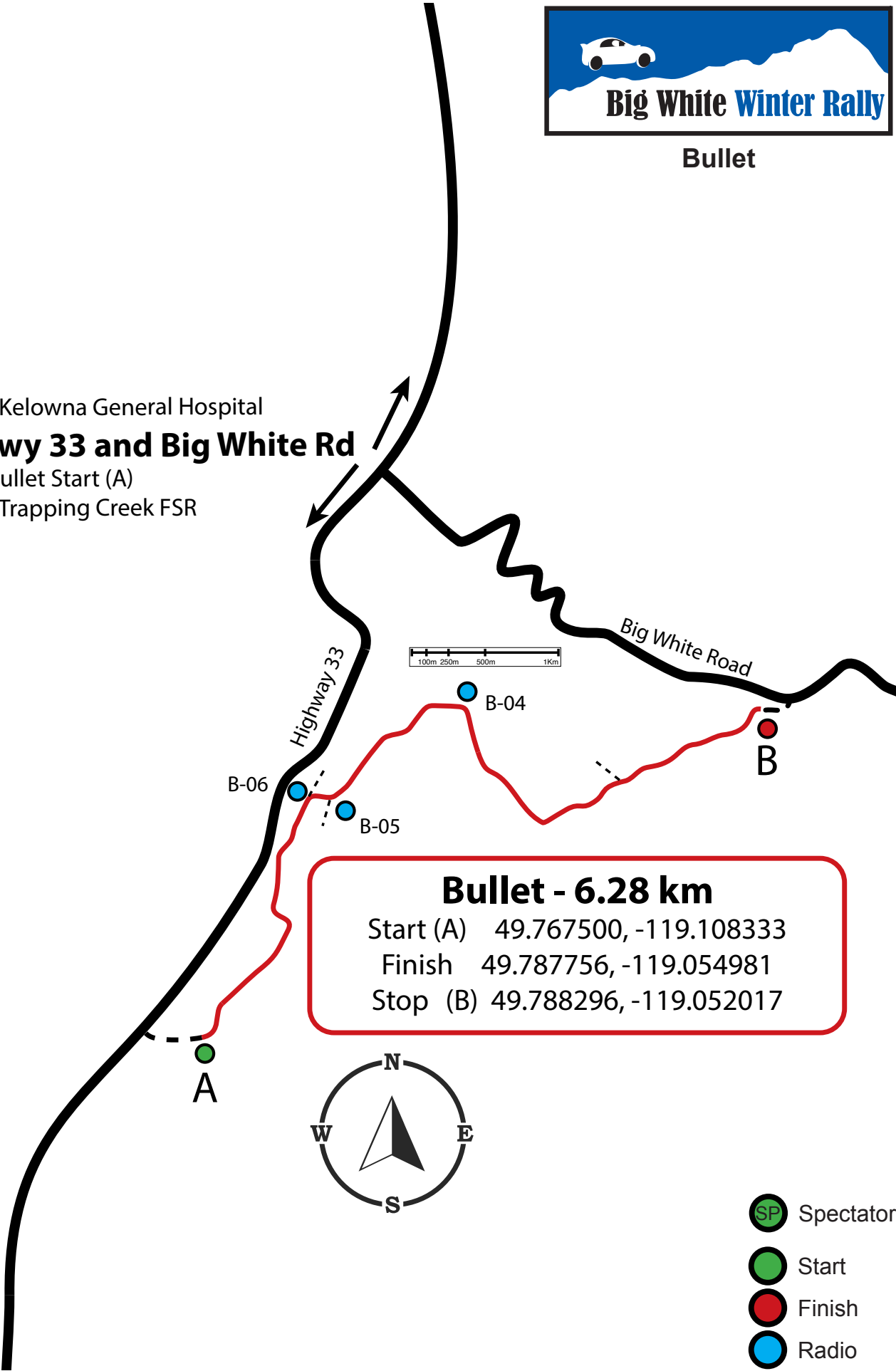
Overview





Bullet

38.5 km to Kelowna General Hospital
From Hwy 33 and Big White Rd
4.4 km to Bullet Start (A)
30.4 km to Trapping Creek FSR



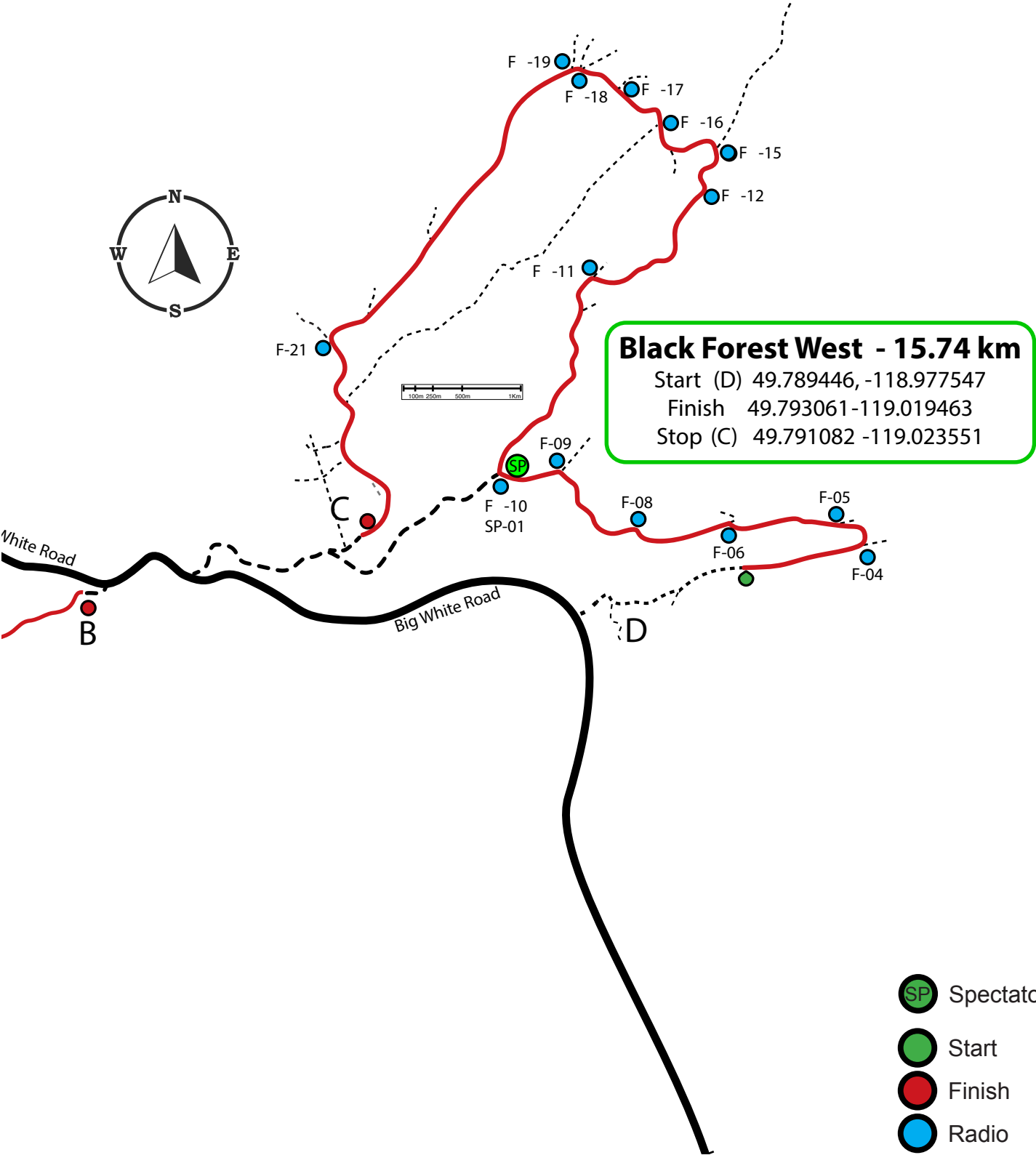
Bullet - 6.28 km
Start (A) 49.767500, -119.108333
Finish 49.787756, -119.054981
Stop (B) 49.788296, -119.052017

- Spectator
- Start
- Finish
- Radio



Big White Winter Rally

Black Forest West





Big White Winter Rally

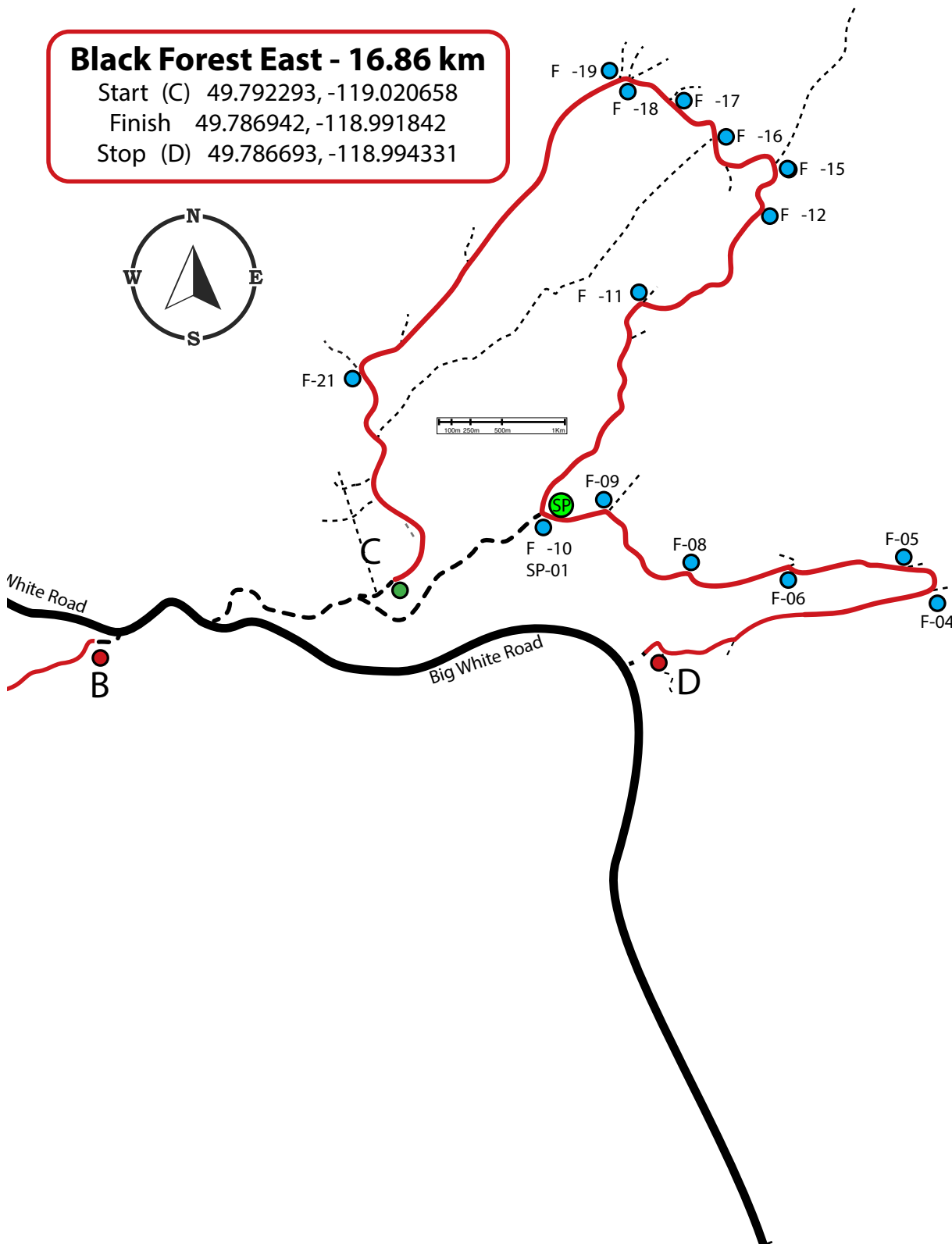

Black Forest East

Black Forest East - 16.86 km

Start (C) 49.792293, -119.020658

Finish 49.786942, -118.991842

Stop (D) 49.786693, -118.994331

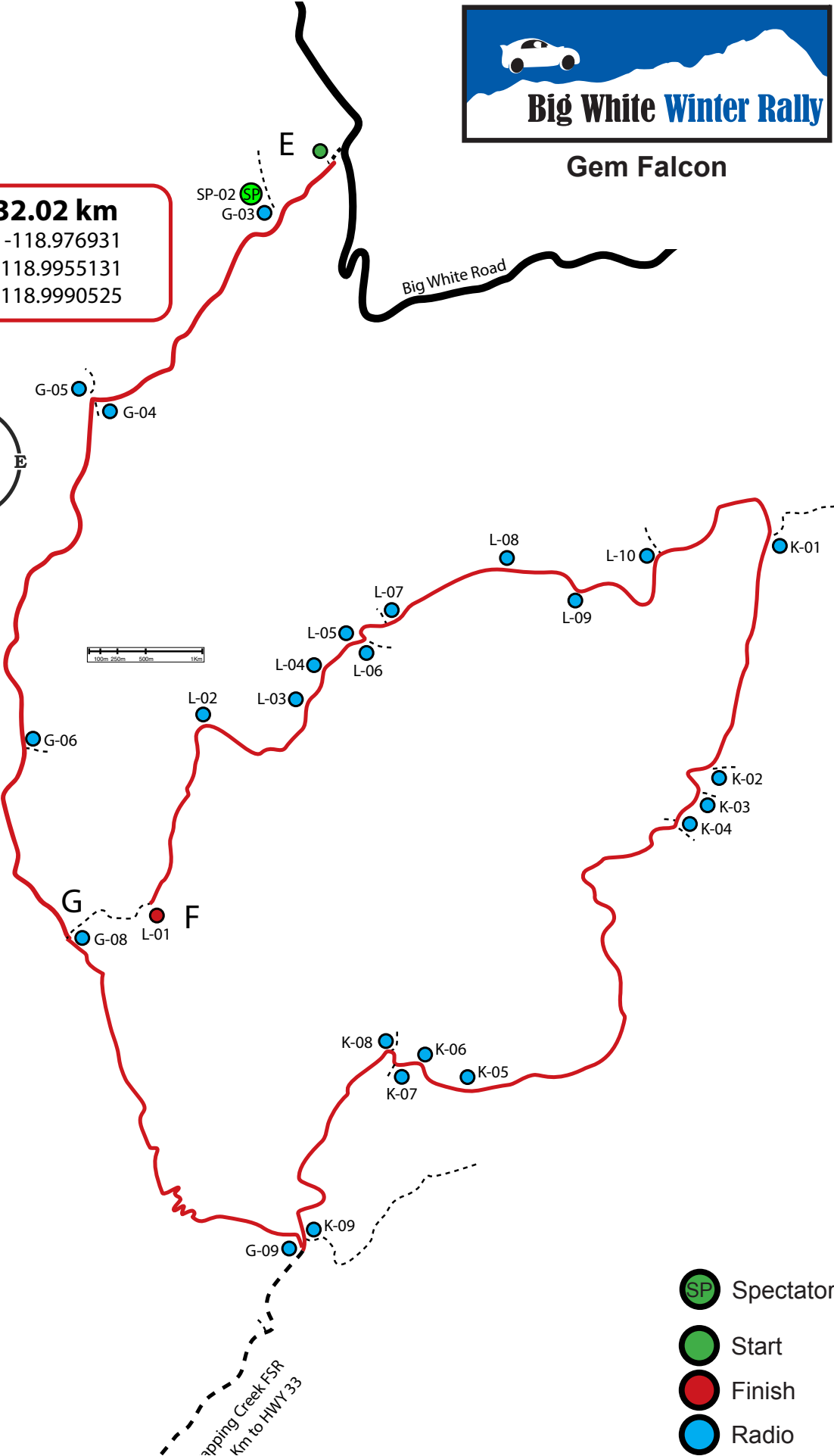







-  Spectator
-  Start
-  Finish
-  Radio



Gem Falcon

Gem-Falcon - 32.02 km
Start (E) 49.721362-118.976931
Finish 49.6643339-118.9955131
Stop (F) 49.663151-118.9990525



-  Spectator
-  Start
-  Finish
-  Radio

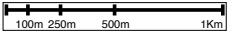



Gem Express

Big White Road

E
SP-02
G-03

Gem Express - 8.53 km
Start (G) 49.661414,-119.006073
Finish 49.719341,-118.979950
Stop (E) 49.721976-118.975912



G-05
G-04

G-06

G
G-08

- Spectator
- Start
- Finish
- Radio