




























KZ-2

DIF DM 2024

Warm up Results

Document 8

Subject to scrutineering & sporting investigations

Rnk	No.	Driver	Nat	Sector 1	Sector 2	Sector 3	Time	Gap	Laps
1	4	ANDERSEN RASMUS		15.457	15.297	18.559	49.313		13
2	3	ÖDMARK TEODOR		15.591	15.310	18.564	49.465	0.152	12
3	2	HAUGÅRD RASMUS		15.613	15.325	18.536	49.474	0.161	10
4	314	FOLDEN CHRISTIAN		15.593	15.349	18.557	49.499	0.186	14
5	184	HEDEGAARD OLIVER		15.717	15.365	18.488	49.570	0.257	14
6	35	GRAVLUND SEBASTIAN		15.661	15.383	18.532	49.576	0.263	14
7	24	FAURSCHOU MICHAEL		15.693	15.404	18.566	49.663	0.350	10
8	353	HUMPHRYS ANTON		15.667	15.469	18.582	49.718	0.405	12
9	78	NIELSEN MAGNUS		15.702	15.468	18.579	49.749	0.436	10
10	8	JENSEN MADS		15.633	15.497	18.647	49.777	0.464	14
11	5	LASSEN JULIUS		15.718	15.434	18.627	49.779	0.466	10
12	47	VENDELBO RASMUS		15.695	15.499	18.671	49.865	0.552	14
13	313	VESTERGAARD JONAS		15.727	15.632	18.581	49.940	0.627	5
14	1	WOLFSOHN VICTOR		15.708	15.534	18.708	49.950	0.637	8
15	42	CHRISTIANSEN OLIVER		15.653	15.546	18.848	50.047	0.734	14
16	7	FALCH ANDREAS		15.733	15.540	18.835	50.108	0.795	11
17	400	SALOMON GABRIEL		15.781	15.632	18.729	50.142	0.829	9
18	33	JENSEN MATHIAS		15.730	15.577	18.849	50.156	0.843	14
19	16	HERSOM THEIS		15.863	15.558	18.815	50.236	0.923	12
20	92	SACHSE CHRISTOFFER		15.829	15.609	18.858	50.296	0.983	13
21	79	PEDERSEN CHRISTIAN		15.884	15.606	18.835	50.325	1.012	12
22	94	ELKJÆR ANDERS		15.931	15.634	18.958	50.523	1.210	13
23	27	PEDERSEN FREDERIK		16.017	15.664	18.929	50.610	1.297	11
24	51	CHRISTENSEN OVE		16.304	15.594	18.878	50.776	1.463	8
25	80	ROLFING ASBJØRN		16.366	16.396	19.569	52.331	3.018	12
26	52	CHRISTENSEN OLIVER		17.826	17.725	19.673	55.224	5.911	4
27	87	VEJEN NIKLAS		19.848	17.081	20.205	57.134	7.821	1

Start Time : 10/08 - 09:45:01

Best lap : No.4 ANDERSEN RASMUS

49.313

91.11 kph

Timekeeper

Peter Thormann

Timekeeper

Peder Madsen

DIF DM 2024 (DNK) 09-11/08/2024

Page 1 / 1

DASU, Dansk Automobil Sports Union

Apex Timing GoRacing 