

DIF DM 2024
















Document 8

## OK Junior

Tidstagning

Results

Subject to scrutineering & sporting investigations

| Rnk | No. | Driver              | Nat                                                                                 | Sector 1 | Sector 2 | Sector 3 | Time          | Gap   | Laps |
|-----|-----|---------------------|-------------------------------------------------------------------------------------|----------|----------|----------|---------------|-------|------|
| 1   | 7   | KINNMARK OLIVER     |    | 16.196   | 15.949   | 19.244   | <b>51.389</b> |       | 7    |
| 2   | 19  | HJORDRUP OLIVER     |    | 16.219   | 16.016   | 19.324   | <b>51.559</b> | 0.170 | 7    |
| 3   | 219 | KJELLERUP MATHIAS   |    | 16.219   | 16.012   | 19.371   | <b>51.602</b> | 0.213 | 7    |
| 4   | 261 | ANDERSEN ADAM       |    | 16.155   | 16.131   | 19.354   | <b>51.640</b> | 0.251 | 6    |
| 5   | 111 | RINGSTRØM ZACKARIAS |    | 16.135   | 16.141   | 19.376   | <b>51.652</b> | 0.263 | 7    |
| 6   | 311 | RÜNITZ MIKA         |    | 16.188   | 16.061   | 19.449   | <b>51.698</b> | 0.309 | 7    |
| 7   | 717 | EGEDAL SILAS        |    | 16.229   | 16.124   | 19.366   | <b>51.719</b> | 0.330 | 7    |
| 8   | 47  | JONSSON ASTON       |    | 16.267   | 16.053   | 19.443   | <b>51.763</b> | 0.374 | 7    |
| 9   | 70  | GARST MARCO         |    | 16.229   | 16.115   | 19.483   | <b>51.827</b> | 0.438 | 7    |
| 10  | 534 | SKOV MADS           |    | 16.212   | 16.162   | 19.462   | <b>51.836</b> | 0.447 | 7    |
| 11  | 69  | SECALL LIAM         |   | 16.237   | 16.139   | 19.513   | <b>51.889</b> | 0.500 | 7    |
| 12  | 463 | NIEHUES MIKKEL      |  | 16.359   | 16.177   | 19.434   | <b>51.970</b> | 0.581 | 6    |
| 13  | 119 | JUNCHER MARCUS      |  | 16.318   | 16.178   | 19.500   | <b>51.996</b> | 0.607 | 7    |
| 14  | 512 | KRISTENSEN MATIAS   |  | 16.252   | 16.245   | 19.624   | <b>52.121</b> | 0.732 | 6    |
| 15  | 28  | BERTELSEN WILLIAM   |  | 16.353   | 16.301   | 19.565   | <b>52.219</b> | 0.830 | 6    |
| 16  | 26  | HANSEN MATHIAS      |  | 16.427   | 16.252   | 19.619   | <b>52.298</b> | 0.909 | 6    |
| 17  | 52  | CHRISTENSEN OSCAR   |  | 16.503   | 16.164   | 19.660   | <b>52.327</b> | 0.938 | 7    |
| 18  | 32  | KULD JASON          |  | 16.533   | 16.324   | 19.796   | <b>52.653</b> | 1.264 | 7    |
| 19  | 224 | KNUDSEN JULIUS      |  | 16.764   | 16.463   | 20.070   | <b>53.297</b> | 1.908 | 7    |

Not Classified

|  |    |             |                                                                                     |  |  |  |                |  |  |
|--|----|-------------|-------------------------------------------------------------------------------------|--|--|--|----------------|--|--|
|  | 24 | HAAS OLIVER |  |  |  |  | Not Classified |  |  |
|--|----|-------------|-------------------------------------------------------------------------------------|--|--|--|----------------|--|--|

Start Time : 10/08 - 10:20:00

Best lap : No.7 KINNMARK OLIVER

51.389

87.43 kph

Timekeeper *Peter Thornemann* Timekeeper *Peder Madsen*

DIF DM 2024 (DNK) 09-11/08/2024

Page 1 / 1

DASU, Dansk Automobil Sports Union

Apex Timing GoRacing 