

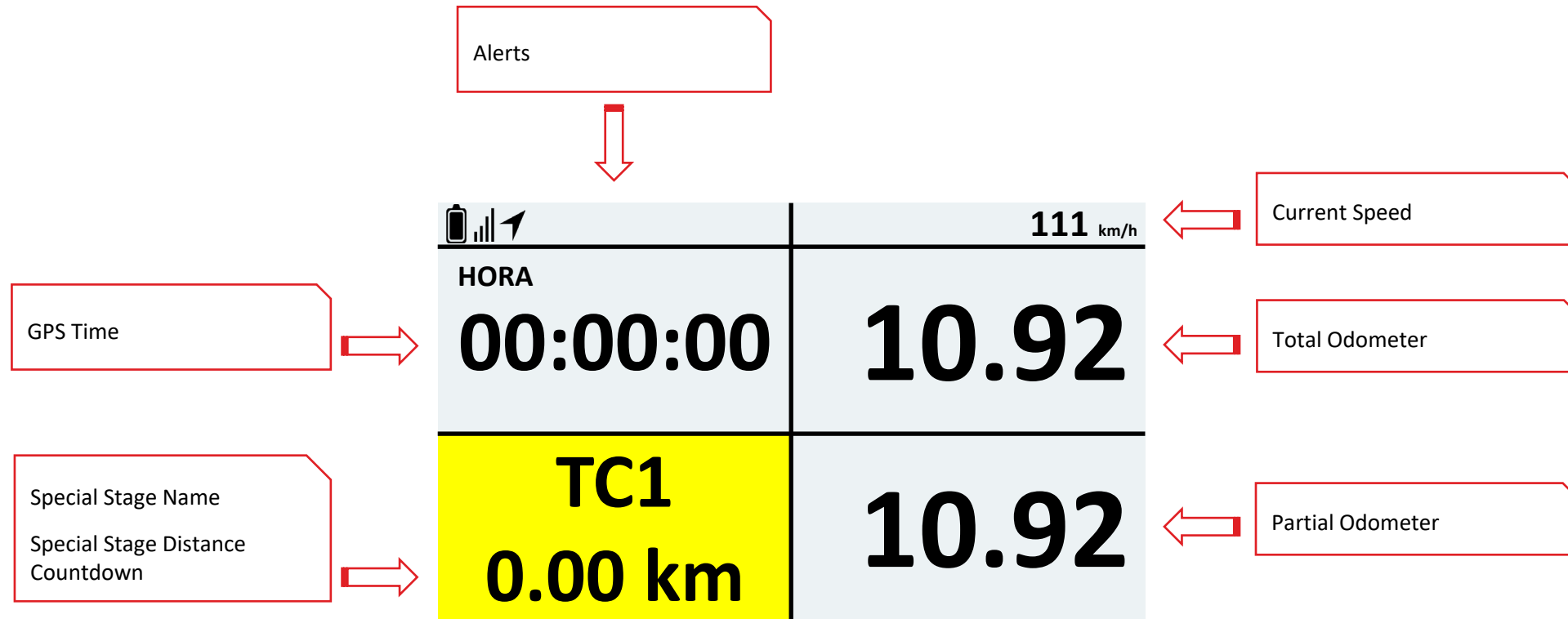


AL KAMEL SYSTEMS PP Tracker System

Timekeeping Services | Race Control Solutions | TV Graphics | Rally Tracking
Security Services | Road Book Services | Radio Systems | Turnkey Projects

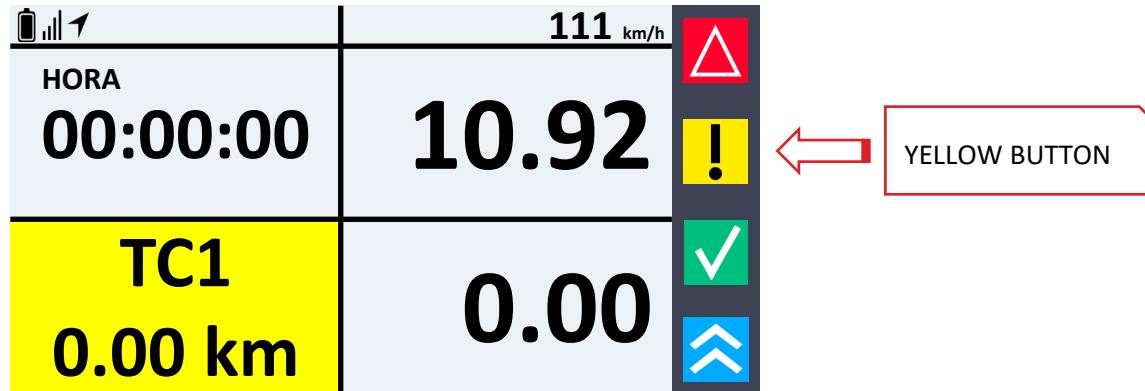
The PPTracker System provided by Al Kamel Systems is the official Rally Tracking system for the SuperCampeonato de España de Rallyes (S-CER). This is a GPS and Signaling tracking system designed for all types of Rally competitions and which will be used for both Special Stages and Shakedown. The purpose of this system is to improve the safety and visibility of the competitors in this type of events.



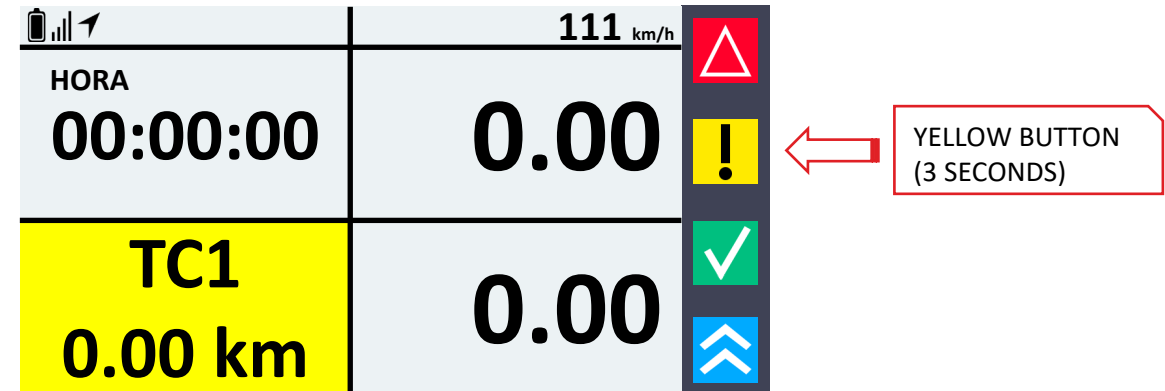


Pic 1. Main screen Rally

The device also has the possibility of resetting both the partial and total odometer values to 0 by pressing the YELLOW button and keeping it pressed for 3 SECONDS respectively.

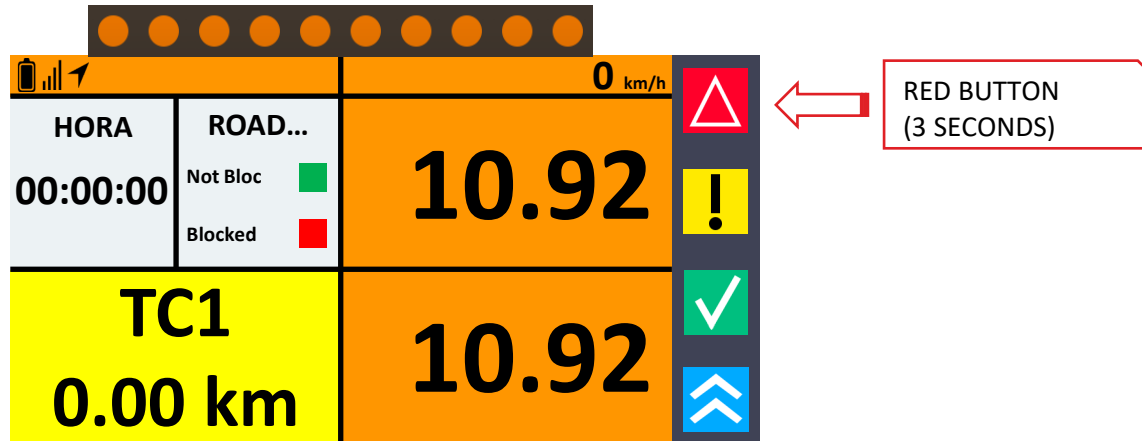


Pic 2. Reset Partial Odometer



Pic 3. Reset Total Odometer

To indicate that the car has stopped due to a mechanical issue, the RED button must be held down for 3 SECONDS.
 After that, the display will turn orange asking for confirmation as to whether the track is blocked or not.



Pic 4. Mechanical Issue Display

If the road is blocked: press the **RED** button

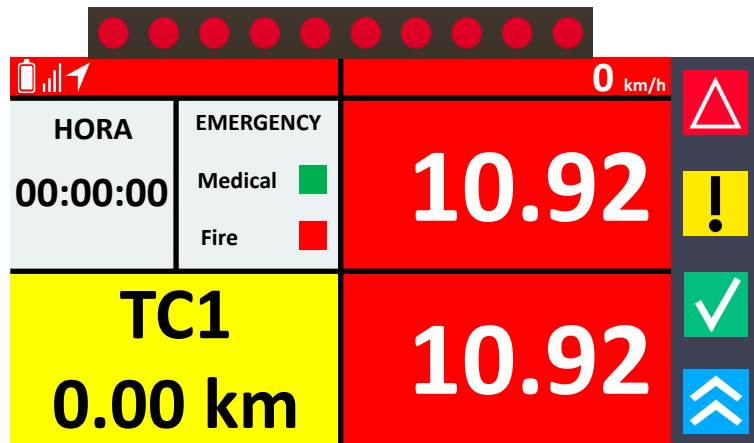


If the road is NOT blocked: press the **GREEN** button



*It is possible to exit this menu by holding down the green button for 3 seconds

To indicate that the participants are in an Emergency situation (SOS), the RED and YELLOW buttons must be held down simultaneously for 1 SECOND. After that, the display will turn red. It must be confirmed whether medical assistance or the intervention of the fire brigade is required.



Pic 5. Emergency (SOS) Display

RED BUTTON
+
YELLOW BUTTON
(1 SECOND)

If the intervention of the fire brigade is required: press the **RED** button



If medical assistance is required: press the **GREEN** button



*It is possible to exit this menu by holding down the green button for 3 seconds

When another participant requests an SOS or alerts about a MECHANICAL ISSUE and is ahead, the following menu will appear informing about the situation:

A digital display with a red header bar showing 'SOS ↑ 170m'. The display is divided into two columns. The left column shows 'HORA 00:00:00' and 'TC1 0.00 km'. The right column shows '111 km/h' and '10.92'. On the far right, there is a vertical stack of four icons: a red triangle, a yellow exclamation mark, a green checkmark, and a blue double arrow pointing up.

SOS ↑ 170m		111 km/h	△
HORA	00:00:00	10.92	!
TC1	0.00 km	10.92	✓
			↑↑

Foto 6. External SOS Display

A digital display with an orange header bar showing 'AVERIADO' and '↑ 170m'. The display is divided into two columns. The left column shows 'HORA 00:00:00' and 'TC1 0.00 km'. The right column shows '111 km/h' and '10.92'. On the far right, there is a vertical stack of four icons: a red triangle, a yellow exclamation mark, a green checkmark, and a blue double arrow pointing up.

AVERIADO ↑ 170m		111 km/h	△
HORA	00:00:00	10.92	!
TC1	0.00 km	10.92	✓
			↑↑

Foto 7. External Mechanical Issue Display

When Race Direction decides to interrupt a Special Stage, the following Red Flag menu will appear informing about the situation:



Foto 8. Red Flag Display - Received

GREEN BUTTON
(3 SECONDS)

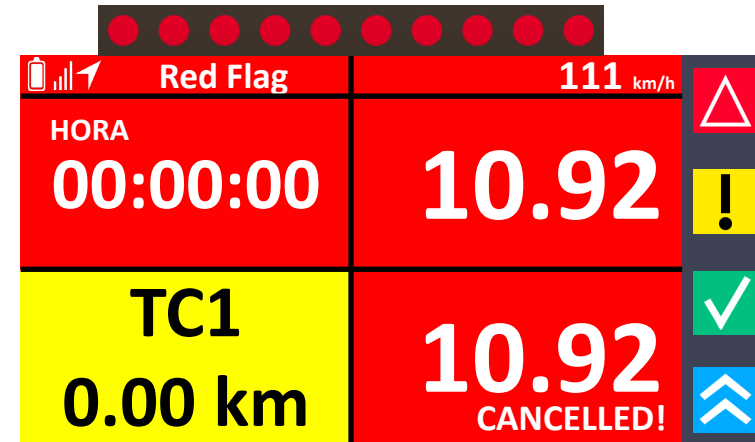


Foto 9. Red Flag Display - Accepted

It is necessary to press the GREEN button to confirm the reception of the RED FLAG

To request a blue flag for the preceding vehicle, it is necessary to be close to such participant. At that time, in order to send the overtaking request, the BLUE button must be held down for 1 SECOND.

WAITING OK	111 km/h	
HORA 00:00:00	10.92	
TC1 0.00 km	10.92	

← BLUE BUTTON (1 SECOND)

Foto 10. Overtaking Request Display – Waiting for Confirmation

Once the overtaking has been requested and received, the participant who has received such request will be shown a Blue Flag and must confirm it as soon as possible to be able to indicate it to the applicant. In order to do this, the GREEN button must be pressed:

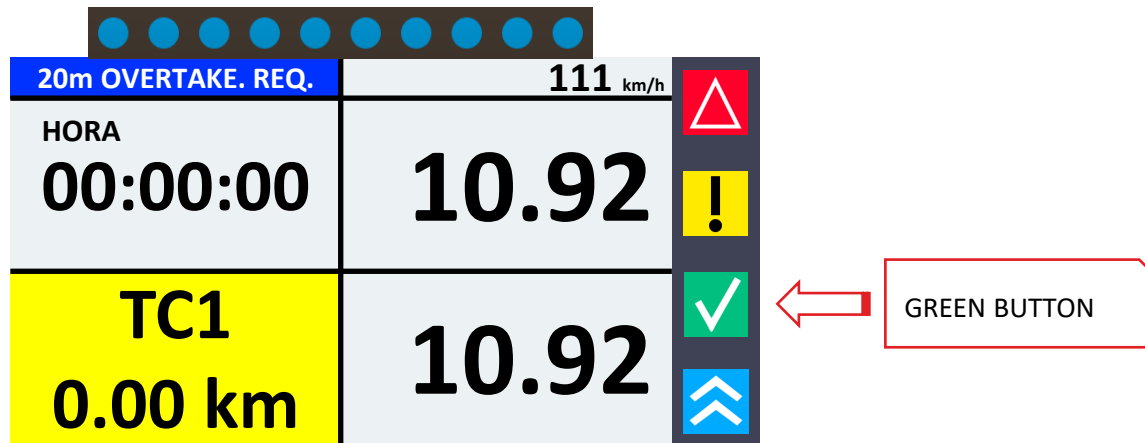
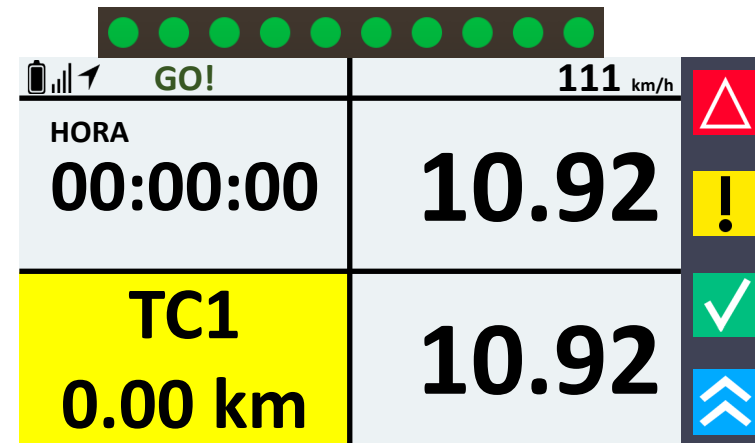


Foto 11. Overtaking Request Display – Overtaking Requested

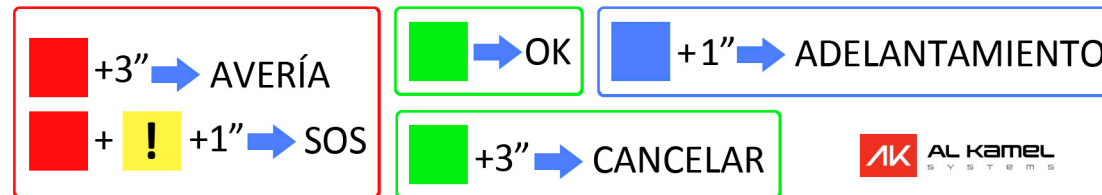
Display that will be shown to the receiver of the Blue Flag, being necessary to press the GREEN button to confirm



Pic 12. Overtaking Request Display – Overtaking Confirmed

Display that will be shown to the applicant once the receiver has accepted the overtaking request

The KIT provided through Al Kamel Systems' E-commerce also includes a summary sticker with the functionality of the buttons:



Pic 13. Summary Sticker

We solve our clients' matters.

Al Kamel Systems S.L.

Tel: +34 935 100 480

Email: info@alkamelsystems.com



AL KAMEL
S Y S T E M S