

# Circuito de Madrid Jarama - RACE

CER

## Cronometrados 1

### Resultados Provisionales



Circuito de Madrid Jarama-RACE 3.850 m.

Cls	B.	Equipo/Concursante	Piloto 1	Piloto 2	Vehiculo	Cat	Cls	Vtas.	Mejor	Tiempo	Δ%	Interval	Km/h
1	113	BAPORO MOTORSPORT	Joan Vinyes Dabad	Jaume Font Casas	PORSCHE 992 CUP	GT	1	8	7	1:34.321			146.9
2	100	ESCUADERIA FARAON	Pablo V. Bras Silvero		PORSCHE 992 CUP	GT	2	6	6	1:35.727	1.406	1.406	144.7
3	122	ALEJANDRO BARAMBIO PEREA	Alejandro Barambio Perea	Borja Garcia Menendez	PORSCHE 992 CUP	GT	3	12	8	1:35.881	1.560	0.154	144.5
4	123	ESCUADERIA FARAON	Agustin Sanabria Crespo		RENAULT RS01	GT	4	10	9	1:36.311	1.990	0.430	143.9
5	118	ESCUADERIA FARAON	Alvaro Fontes Blanco	Pedro M. Silvero Castilla	FERRARI 488 Challenge EVO	GT	5	7	2	1:36.526	2.205	0.215	143.5
6	415	FALIGAND JEREMY	Jeremy Faligand	Victor Bernier	PORSCHE 992 CUP	GT	6	8	5	1:37.521	3.200	0.995	142.1
7	112	ESCUADERIA FARAON	Pedro M. Lourinho Bras	Miguel Gomez Guillen	PORSCHE 992 CUP	GT	7	4	4	1:38.080	3.759	0.559	141.3
8	191	VELOSO MOTORSPORT	Jean-Roch Piat	JF	PORSCHE 991.1 GT3 CUP	GT	8	11	9	1:41.161	6.840	3.081	137.0
9	165	MOTOR CLUB SABADELL	Pere Marques Vancells	Jose A. Gomez Gutierrez	LIGIER JS2R	CLASE 1	1	8	7	1:41.829	7.508	0.668	136.1
10	125	MOTOR CLUB SABADELL	Jordi Fuset Sala	Lorenzo Mendieta Sola	Porsche 718 GT4 RS Clubsport	CLASE 1	2	10	8	1:43.963	9.642	2.134	133.3
11	81	SKUALO COMPETICION	Juan Carlos Arias		GINETTA G50 GT4	CLASE 2	1	7	6	1:46.543	12.222	2.580	130.0
12	15	LURAUTO K.K.	Asier Gorostiza Telleria	JF	Luis Chillida Belzunce	JF	2	7	6	1:48.788	14.467	2.245	127.4
13	56	MOTOR CLUB SABADELL	Javier Cicuendez Gallego		RENAULT CLIO CUP IV	D3	1	5	4	1:50.124	15.803	1.336	125.8
14	40	MOTOR CLUB SABADELL	Jose Palomar Maroto		RENAULT CLIO CUP IV	D3	2	6	5	1:51.437	17.116	1.313	124.3
15	41	MOTOR CLUB SABADELL	Alejandro Iribas Estrada	JR	RENAULT CLIO CUP V	D4	1	11	10	1:52.443	18.122	1.006	123.2
16	82	MOTOR CLUB SABADELL	Hector Palacios Vazquez	JF	Mazda MX5 ND1	D4	2	7	6	1:52.447	18.126	0.004	123.2
17	60	MOTOR CLUB SABADELL	Josep Borrell Daniel		RENAULT CLIO CUP IV	D3	3	6	5	1:52.793	18.472	0.346	122.8
18	9	BALBOR MOTORSPORT C.A.	Jose Luis Albors Aleixandre	German Lopez Balboa	RENAULT CLIO CUP IV	D3	4	10	6	1:53.037	18.716	0.244	122.6
19	18	C.D.PLEMAR SPORT	Jose Luis Lopez Valdivielso	JF	Alvaro Rodriguez Sastre	D3	5	11	4	1:53.588	19.267	0.551	122.0

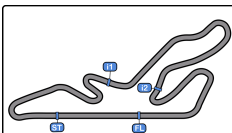
Publicado a las:.....

Temp Pista: ' ) " ' 57 Temp Aire: & ' \$ ' 57 Humedad: 26 % Estado Pista: SECA

Director Carrera:

Cronometrador:





# Circuito de Madrid Jarama - RACE

CER

## Cronometrados 1

F Ygi `HUXcg'Dfcj ]g]cbUYg'dcf '7 UH[ cf.1J



GT													
Cls	B.	Equipo/Concursante	Piloto 1	Piloto 2	Vehiculo	Cat	Cls	Vtas.	Mejor	Tiempo	81Z%	Interval	Km/h
1	113	BAPORO MOTORSPORT	Joan Vinyes Dabad	Jaume Font Casas	PORSCHE 992 CUP	GT	1	8	7	1:34.321			146.9
2	100	ESCUADERIA FARAON	Pablo V. Bras Silvero		PORSCHE 992 CUP	GT	2	6	6	1:35.727	1.406	1.406	144.7
3	122	ALEJANDRO BARAMBIO PEREA	Alejandro Barambio Perea	Borja Garcia Menendez	PORSCHE 992 CUP	GT	3	12	8	1:35.881	1.560	0.154	144.5
4	123	ESCUADERIA FARAON	Agustin Sanabria Crespo		RENAULT RS01	GT	4	10	9	1:36.311	1.990	0.430	143.9
5	118	ESCUADERIA FARAON	Alvaro Fontes Blanco	Pedro M. Silvero Castilla	FERRARI 488 Challenge EVO	GT	5	7	2	1:36.526	2.205	0.215	143.5
6	415	FALIGAND JEREMY	Jeremy Faligand	Victor Bernier	PORSCHE 992 CUP	GT	6	8	5	1:37.521	3.200	0.995	142.1
7	112	ESCUADERIA FARAON	Pedro M. Lourinho Bras	Miguel Gomez Guillen	PORSCHE 992 CUP	GT	7	4	4	1:38.080	3.759	0.559	141.3
8	191	VELOSO MOTORSPORT	Jean-Roch Piat	JF	PORSCHE 991.1 GT3 CUP	GT	8	11	9	1:41.161	6.840	3.081	137.0

CLASE 1													
Cls	B.	Equipo/Concursante	Piloto 1	Piloto 2	Vehiculo	Cat	Cls	Vtas.	Mejor	Tiempo	81Z%	Interval	Km/h
1	165	MOTOR CLUB SABADELL	Pere Marques Vancells	Jose A. Gomez Gutierrez	LIGIER JS2R	CLASE 1	1	8	7	1:41.829			136.1
2	125	MOTOR CLUB SABADELL	Jordi Fuset Sala	Lorenzo Mendieta Sola	Porsche 718 GT4 RS Clubsport	CLASE 1	2	10	8	1:43.963	2.134	2.134	133.3

CLASE 2													
Cls	B.	Equipo/Concursante	Piloto 1	Piloto 2	Vehiculo	Cat	Cls	Vtas.	Mejor	Tiempo	81Z%	Interval	Km/h
1	81	SKUALO COMPETICION	Juan Carlos Arias		GINETTA G50 GT4	CLASE 2	1	7	6	1:46.543			130.0
2	15	LURAUTO K.K.	Asier Gorostiza Telleria	JF Luis Chillida Belzunce	BMW M2 CS RACING	CLASE 2	2	7	6	1:48.788	2.245	2.245	127.4

D3													
Cls	B.	Equipo/Concursante	Piloto 1	Piloto 2	Vehiculo	Cat	Cls	Vtas.	Mejor	Tiempo	81Z%	Interval	Km/h
1	56	MOTOR CLUB SABADELL	Javier Cicuendez Gallego		RENAULT CLIO CUP IV	D3	1	5	4	1:50.124			125.8
2	40	MOTOR CLUB SABADELL	Jose Palomar Maroto		RENAULT CLIO CUP IV	D3	2	6	5	1:51.437	1.313	1.313	124.3
3	60	MOTOR CLUB SABADELL	Josep Borrell Daniel		RENAULT CLIO CUP IV	D3	3	6	5	1:52.793	2.669	1.356	122.8
4	9	BALBOR MOTORSPORT C.A.	Jose Luis Albors Aleixandre	German Lopez Balboa	RENAULT CLIO CUP IV	D3	4	10	6	1:53.037	2.913	0.244	122.6
5	18	C.D.PLEMAR SPORT	Jose Luis Lopez Valdivielso	JF Alvaro Rodriguez Sastre	RENAULT CLIO CUP IV	D3	5	11	4	1:53.588	3.464	0.551	122.0

D4													
Cls	B.	Equipo/Concursante	Piloto 1	Piloto 2	Vehiculo	Cat	Cls	Vtas.	Mejor	Tiempo	81Z%	Interval	Km/h
1	41	MOTOR CLUB SABADELL	Alejandro Iribas Estrada	JR	RENAULT CLIO CUP V	D4	1	11	10	1:52.443			123.2
2	82	MOTOR CLUB SABADELL	Hector Palacios Vazquez	JF	Mazda MX5 ND1	D4	2	7	6	1:52.447	0.004	0.004	123.2

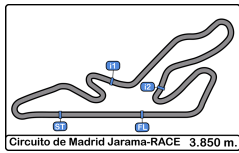
Publicado a las:.....

Temp Pista: ' ) " ' \$ 7 Temp Aire: & , \$ ' \$ 7 Humedad: 26 % Estado Pista: SECA

Director Carrera:

Cronometrador:





# Circuito de Madrid Jarama - RACI

CER

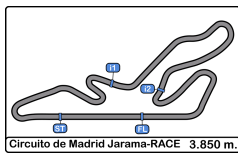


## Cronometrados 1

### Tiempos Por Vuelta

9							41										
D3			Jose Luis Albors Aleixandre German Lopez Balboa				RENAULT CLIO CUP IV BALBOR MOTORSPORT C.A.				D4			Alejandro Iribas Estrada RENAULT CLIO CUP V			
Vta	D	Tiempo	Sector 1	Sector 2	Sector 3	T. Spd	Elapsed	Vta	D	Tiempo	Sector 1	Sector 2	Sector 3	T. Spd	Elapsed		
1		16:35:51.189	16:34:23.291	49.977	37.921	81.5	16:35:51.189	1		16:35:43.066	16:34:12.701	54.316	36.049	93.7	16:35:43.066		
2		2:12.233	44.541	45.058	42.634	198.1	16:38:03.422	2		1:57.343	45.520	39.223	32.600	179.4	16:37:40.409		
3		1:55.642	44.411	38.576	32.655	197.4	16:39:59.064	3		1:55.363	43.794	38.943	32.626	193.8	16:39:35.772		
4		1:55.544	44.724	38.386	32.434	198.5	16:41:54.608	4		1:53.552	43.619	38.013	31.920	193.5	16:41:29.324		
5		1:54.294	43.492	38.311	32.491	199.2	16:43:48.902	5		1:53.717	43.400	38.230	32.087	193.2	16:43:23.041		
6		<b>1:53.037</b>	<b>43.211</b>	37.806	32.020	200.3	16:45:41.939	6		1:53.449	43.518	37.998	31.933	192.8	16:45:16.490		
7		1:53.868	43.428	38.434	<b>32.006</b>	201.1	16:47:35.807	7		1:53.345	43.513	37.869	31.963	193.8	16:47:09.835		
8		1:55.351	43.805	38.679	32.867	201.1	16:49:31.158	8		1:54.226	43.763	38.488	31.975	193.8	16:49:04.061		
9		1:54.097	43.855	<b>37.750</b>	32.492	201.1	16:51:25.255	9		1:53.312	43.452	37.846	32.014	193.5	16:50:57.373		
10		2:09.480 P	43.750	41.207	44.523	200.3	16:53:34.735	10		<b>1:52.443</b>	<b>43.186</b>	<b>37.633</b>	<b>31.624</b>	194.2	16:52:49.816		
15							56										
CLASE 2			Asier Gorostiza Telleria Luis Chillida Belzunce				BMW M2 CS RACING LURAUTO K.K.				D3			Javier Cicuendez Gallego RENAULT CLIO CUP IV MOTOR CLUB SABADELL			
Vta	D	Tiempo	Sector 1	Sector 2	Sector 3	T. Spd	Elapsed	Vta	D	Tiempo	Sector 1	Sector 2	Sector 3	T. Spd	Elapsed		
1		16:34:37.498	16:33:20.161	42.986	34.351	71.3	16:34:37.498	1		16:35:37.572	16:34:08.194	55.790	33.588	88.8	16:35:37.572		
2		1:49.671	42.170	36.272	31.229	202.2	16:36:27.169	2		1:51.009	43.051	36.797	31.161	202.2	16:37:28.581		
3		1:53.720	42.340	39.342	32.038	208.0	16:38:20.889	3		1:50.268	<b>42.220</b>	36.884	31.164	203.0	16:39:18.849		
4		2:01.879	51.363	38.424	32.092	159.7	16:40:22.768	4		<b>1:50.124</b>	42.267	<b>36.755</b>	<b>31.102</b>	201.8	16:41:08.973		
5		1:49.666	41.887	36.363	31.416	207.6	16:42:12.434	5		1:56.978 P	42.367	37.055	37.556	204.5	16:43:05.951		
6		<b>1:48.788</b>	<b>41.873</b>	<b>36.029</b>	<b>30.886</b>	203.0	16:44:01.222										
7		2:13.809 P	43.067	47.151	43.591	211.3	16:46:15.031										
18							60										
D3			Jose Luis Lopez Valdivielso Alvaro Rodriguez Sastre				RENAULT CLIO CUP IV C.D.PLEMAR SPORT				D3			Josep Borrell Daniel RENAULT CLIO CUP IV MOTOR CLUB SABADELL			
Vta	D	Tiempo	Sector 1	Sector 2	Sector 3	T. Spd	Elapsed	Vta	D	Tiempo	Sector 1	Sector 2	Sector 3	T. Spd	Elapsed		
1		16:34:48.974	16:33:29.202	43.742	36.030	85.7	16:34:48.974	1		16:35:45.068	16:34:11.141	56.905	37.022	95.6	16:35:45.068		
2		1:58.228	45.411	39.659	33.158	192.5	16:36:47.202	2		1:59.973	46.003	41.664	32.306	199.2	16:37:45.041		
3		1:53.992	43.737	38.077	32.178	198.5	16:38:41.194	3		1:53.704	43.568	<b>38.463</b>	31.673	197.8	16:39:38.745		
4		<b>1:53.588</b>	43.521	<b>37.723</b>	32.344	199.6	16:40:34.782	4		1:53.759	43.254	38.998	31.507	199.6	16:41:32.504		
5		1:56.181	43.881	39.183	33.117	200.0	16:42:30.963	5		<b>1:52.793</b>	<b>42.873</b>	38.676	<b>31.244</b>	198.8	16:43:25.297		
6		1:54.818	43.514	38.709	32.595	199.2	16:44:25.781	6		2:20.916 P	48.722	45.215	46.979	178.5	16:45:46.213		
7		1:54.295	43.829	37.980	32.486	190.1	16:46:20.076										
8		1:54.934	<b>43.437</b>	38.954	32.543	200.3	16:48:15.010										
9		1:55.092	44.954	38.290	<b>31.848</b>	177.0	16:50:10.102										
10		1:54.097	43.862	37.875	32.360	200.7	16:52:04.199										
11		2:40.111 P	54.308	53.061	52.742	126.6	16:54:44.310										
40							81										
D3			Jose Palomar Maroto MOTOR CLUB SABADELL				RENAULT CLIO CUP IV				CLASE 2			Juan Carlos Arias GINETTA G50 GT4 SKUALO COMPETICION			
Vta	D	Tiempo	Sector 1	Sector 2	Sector 3	T. Spd	Elapsed	Vta	D	Tiempo	Sector 1	Sector 2	Sector 3	T. Spd	Elapsed		
1		16:35:42.668	16:34:09.684	56.554	36.430	84.5	16:35:42.668	1		16:35:08.468	16:33:45.676	46.808	35.984	76.5	16:35:08.468		
2		2:08.513	47.834	45.523	35.156	190.8	16:37:51.181	2		1:59.315	46.727	39.622	32.966	190.1	16:37:07.783		
3		1:51.797	43.017	37.284	31.496	197.0	16:39:42.978	3		1:50.630	43.428	36.560	30.642	206.5	16:38:58.413		
4		2:02.580	43.799	42.974	35.807	198.1	16:41:45.558	4		1:48.196	42.237	35.771	30.188	213.0	16:40:46.609		
5		<b>1:51.437</b>	<b>42.899</b>	<b>37.075</b>	<b>31.463</b>	197.0	16:43:36.995	5		1:47.732	41.891	<b>35.500</b>	30.341	211.7	16:42:34.341		
6		2:17.536 P	48.210	43.826	45.500	185.5	16:45:54.531	6		<b>1:46.543</b>	<b>40.888</b>	35.505	<b>30.150</b>	217.3	16:44:20.884		
								7		2:13.869 P	43.049	42.240	48.580	204.9	16:46:34.753		
40							82										
D4			Hector Palacios Vazquez Mazda MX5 ND1				RENAULT CLIO CUP IV				D4			Hector Palacios Vazquez Mazda MX5 ND1			
Vta	D	Tiempo	Sector 1	Sector 2	Sector 3	T. Spd	Elapsed	Vta	D	Tiempo	Sector 1	Sector 2	Sector 3	T. Spd	Elapsed		
1		16:35:02.323	16:33:38.878	47.982	35.463	82.2	16:35:02.323	1		16:35:02.323	16:33:38.878	47.982	35.463	82.2	16:35:02.323		
2		2:06.028	47.851	43.783	34.394	158.5	16:37:08.351	2		2:06.028	47.851	43.783	34.394	158.5	16:37:08.351		
3		1:54.166	44.531	37.452	32.183	194.2	16:39:02.517	3		1:54.166	44.531	37.452	32.183	194.2	16:39:02.517		
4		1:54.194	44.255	38.357	31.582	197.4	16:40:56.711	4		1:54.194	44.255	38.357	31.582	197.4	16:40:56.711		
5		1:52.965	<b>43.464</b>	38.065	<b>31.436</b>	200.3	16:42:49.676	5		1:52.965	<b>43.464</b>	38.065	<b>31.436</b>	200.3	16:42:49.676		
6		<b>1:52.447</b>	43.578	<b>37.433</b>	31.436	192.8	16:44:42.123	6		<b>1:52.447</b>	43.578	<b>37.433</b>	31.436	192.8	16:44:42.123		
7		2:25.483 P	48.750	46.970	49.763	174.4	16:47:07.606	7		2:25.483 P	48.750	46.970	49.763	174.4	16:47:07.606		





# Circuito de Madrid Jarama - RACE

CER

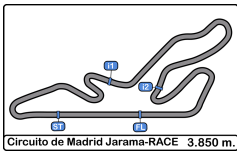


## Cronometrados 1

### Tiempos Por Vuelta

100							123									
GT			ESCUDERIA FARAON				GT			ESCUDERIA FARAON						
Vta	D	Tiempo	Sector 1	Sector 2	Sector 3	T. Spd	Elapsed	Vta	D	Tiempo	Sector 1	Sector 2	Sector 3	T. Spd	Elapsed	
1		16:35:58.464	16:34:46.953	40.032	31.479	81.9	16:35:58.464	1		16:34:34.357	16:33:27.467	38.093	28.797	91.4	16:34:34.357	
2		1:49.508	45.023	35.958	28.527	203.0	16:37:47.972	2		1:43.180	40.389	33.766	29.025	191.8	16:36:17.537	
3		1:38.656	38.436	32.132	28.088	224.5	16:39:26.628	3		1:42.550	39.284	33.549	29.717	215.1	16:38:00.087	
4		1:38.421	37.499	32.314	28.608	237.8	16:41:05.049	4		1:44.254	40.134	34.911	29.209	210.9	16:39:44.341	
5		1:41.788	37.165		2:10.396	237.3	16:42:46.837	5		1:57.292 P	41.953	36.278	39.061	210.1	16:41:41.633	
6		1:35.727	37.233	31.412	27.082	237.8	16:44:22.564	6		6:22.777	5:22.385	33.157	27.235	110.6	16:48:04.410	
7			41.701			223.1		7		1:37.111	37.563	31.874	27.674	240.5	16:49:41.521	
112							125									
GT			ESCUDERIA FARAON				GT			ESCUDERIA FARAON						
Vta	D	Tiempo	Sector 1	Sector 2	Sector 3	T. Spd	Elapsed	Vta	D	Tiempo	Sector 1	Sector 2	Sector 3	T. Spd	Elapsed	
1		16:35:38.883	16:34:17.243	49.457	32.183	93.1	16:35:38.883	CLASE 1							Jordi Fuset Sala	Porsche 718 GT4 RS Clubsport
2		1:43.937	41.324	34.126	28.487	196.0	16:37:22.820	Lorenzo Mendieta Sola							MOTOR CLUB SABADELL	
3		1:38.468	37.851		2:06.955	235.2	16:39:01.288	1		16:34:47.672	16:33:23.657	47.593	36.422	87.5	16:34:47.672	
4		1:38.080	38.400	31.781	27.899	233.7	16:40:39.368	2		1:54.813	44.566	39.599	30.648	200.7	16:36:42.485	
5			40.267	34.306		234.2		3		1:47.747	40.518	35.874	31.355	232.7	16:38:30.232	
113							165									
GT			BAPORO MOTORSPORT				GT			LIGIER JS2R						
Vta	D	Tiempo	Sector 1	Sector 2	Sector 3	T. Spd	Elapsed	Vta	D	Tiempo	Sector 1	Sector 2	Sector 3	T. Spd	Elapsed	
1		16:35:41.677 P	16:34:20.716	44.758	36.203	89.7	16:35:41.677	CLASE 1							Pere Marques Vancells	LIGIER JS2R
2		5:05.882	4:05.278	33.285	27.319	83.6	16:40:47.559	Jose A. Gomez Gutierrez							CLASE 1	
3		1:40.783	37.519	31.866	31.398	248.2	16:42:28.342	1		16:34:43.048	16:33:27.452	43.581	32.015	98.0	16:34:43.048	
4		1:34.810	37.409	30.722	26.679	247.1	16:44:03.152	2		1:46.773	41.550	35.434	29.789	197.0	16:36:29.821	
5		1:48.462	39.873	33.106	35.483	197.8	16:45:51.614	3		1:46.022	40.480	35.627	29.915	208.8	16:38:15.843	
6		1:39.199	37.178	33.366	28.655	250.0	16:47:30.813	4		2:02.241 P	44.511	36.619	41.111	201.1	16:40:18.084	
7		1:34.321	36.777	30.724	26.820	250.0	16:49:05.134	5		4:33.866	3:29.129	35.419	29.318	105.0	16:44:51.950	
8		2:17.549 P	46.589	42.818	48.142	156.9	16:51:22.683	6		1:43.183	39.816	34.690	28.677	221.3	16:46:35.133	
118							191									
GT			ESCUDERIA FARAON				GT			VELOSO MOTORSPORT						
Vta	D	Tiempo	Sector 1	Sector 2	Sector 3	T. Spd	Elapsed	Vta	D	Tiempo	Sector 1	Sector 2	Sector 3	T. Spd	Elapsed	
1		16:35:06.114	16:34:02.792	34.511	28.811	94.5	16:35:06.114	CLASE 1							Jean-Roch Piat	PORSCHE 991.1 GT3 CUP
2		1:36.526	37.997	31.351	27.178	244.3	16:36:42.640	Jose A. Gomez Gutierrez							CLASE 1	
3		1:44.383	37.463	35.731	31.189	253.5	16:38:27.023	1		16:34:24.356	16:33:08.247	43.784	32.325	86.6	16:34:24.356	
4		1:37.936	38.017	32.064	27.855	246.0	16:40:04.959	2		1:45.479	41.905	34.588	28.986	183.6	16:36:09.835	
5		1:37.781	37.969	31.954	27.858	248.8	16:41:42.740	3		1:47.495	44.015	34.314	29.166	243.2	16:37:57.330	
6		1:38.752	37.854	32.720	28.178	249.4	16:43:21.492	4		1:42.498	38.654	35.009	28.835	241.6	16:39:39.828	
7		2:08.008 P	49.249	40.994	37.765	191.4	16:45:29.500	5		1:55.156	46.387	37.480	31.289	242.6	16:41:34.984	
122							191									
GT			ALEJANDRO BARAMBIO PEREA				GT			VELOSO MOTORSPORT						
Vta	D	Tiempo	Sector 1	Sector 2	Sector 3	T. Spd	Elapsed	Vta	D	Tiempo	Sector 1	Sector 2	Sector 3	T. Spd	Elapsed	
1		16:34:30.548	16:33:15.232	42.711	32.605	69.7	16:34:30.548	CLASE 1							Jean-Roch Piat	PORSCHE 991.1 GT3 CUP
2		1:43.887	40.745	34.496	28.646	224.5	16:36:14.435	Jose A. Gomez Gutierrez							CLASE 1	
3		1:37.742	37.977	32.167	27.598	248.2	16:37:52.177	1		16:34:24.356	16:33:08.247	43.784	32.325	86.6	16:34:24.356	
4		1:39.294	37.018	34.380	27.896	251.1	16:39:31.471	2		1:45.479	41.905	34.588	28.986	183.6	16:36:09.835	
5		1:36.264	37.111	31.321	27.832	250.5	16:41:07.735	3		1:47.495	44.015	34.314	29.166	243.2	16:37:57.330	
6		1:37.012	37.059	32.433	27.520	248.8	16:42:44.747	4		1:42.498	38.654	35.009	28.835	241.6	16:39:39.828	
7		1:37.044	37.448	32.000	27.596	249.4	16:44:21.791	5		1:55.156	46.387	37.480	31.289	242.6	16:41:34.984	
8		1:35.881	36.937	31.802	27.142	252.9	16:45:57.672	6		1:48.290	41.123	36.616	30.551	235.2	16:43:23.274	
9		1:47.926	42.862	37.380	27.684	206.1	16:47:45.598	7		1:42.743	39.784	33.966	28.993	231.2	16:45:06.017	
10		1:39.738	37.223	34.636	27.879	248.8	16:49:25.336	8		1:41.551	38.768	34.115	28.668	240.5	16:46:47.568	
11		1:36.044	37.346	31.447	27.251	250.5	16:51:01.380	9		1:41.161	38.844	33.705	28.612	242.6	16:48:28.729	
12		1:57.141 P	40.324	38.015	38.802	224.0	16:52:58.521	10		1:41.231	38.741	33.397	29.093	242.1	16:50:09.960	
								11		2:06.665 P	47.269	37.934	41.462	240.0	16:52:16.625	





# Circuito de Madrid Jarama - RACE

CER

## Cronometrados 1

### Tiempos Por Vuelta



415

Jeremy Faligand

PORSCHE 992 CUP

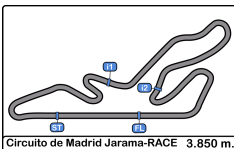
GT

Victor Bernier

FALIGAND JEREMY

Vta	D	Tiempo	Sector 1	Sector 2	Sector 3	T. Spd	Elapsed
1		16:34:31.345	16:33:16.820	42.111	32.414	87.8	16:34:31.345
2		1:47.591	40.884	35.408	31.299	238.9	16:36:18.936
3		1:46.240	38.549	36.026	31.665	235.8	16:38:05.176
4		2:08.847	54.823	39.490	34.534	252.3	16:40:14.023
5		<b>1:37.521</b>	37.776	<b>31.950</b>	27.795	241.0	16:41:51.544
6		1:37.949	<b>37.694</b>	32.772	<b>27.483</b>	249.4	16:43:29.493
7		1:56.148 P	40.431	36.643	39.074	232.7	16:45:25.641
8		4:08.855 P	2:48.125	40.444	40.286	85.2	16:49:34.496





# Circuito de Madrid Jarama - RACE

CER

Cronometrados 1

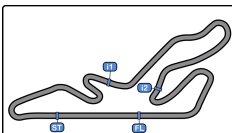
Mejores Sectores



Circuito de Madrid Jarama-RACE 3.850 m.

Sector - 1			Sector - 2			Sector - 3			Vta. Ideal vs Vta. Mejor			
Clas	B. Piloto	Tiempo	B. Piloto	Tiempo	B. Piloto	Tiempo	Clas	B. Piloto	Vta. Ideal	Vta. Mejor	Clas	
1	113 Vinyes - Font	36.777	113 Vinyes - Font	30.722	113 Vinyes - Font	26.679	1	113 Vinyes - Font	1:34.178	1:34.321	1	
2	123 Agustin Sanabria Crespo	36.804	122 Barambio - Garcia	31.321	123 Agustin Sanabria Crespo	27.005	2	122 Barambio - Garcia	1:35.400	1:35.881	3	
3	122 Barambio - Garcia	36.937	118 Fontes - Silvero	31.351	100 Pablo V. Bras Silvero	27.082	3	100 Pablo V. Bras Silvero	1:35.659	1:35.727	2	
4	100 Pablo V. Bras Silvero	37.165	100 Pablo V. Bras Silvero	31.412	122 Barambio - Garcia	27.142	4	123 Agustin Sanabria Crespo	1:35.683	1:36.311	4	
5	118 Fontes - Silvero	37.463	112 Lourinho - Gomez	31.781	118 Fontes - Silvero	27.178	5	118 Fontes - Silvero	1:35.992	1:36.526	5	
6	415 Faligand - Bernier	37.694	123 Agustin Sanabria Crespo	31.874	415 Faligand - Bernier	27.483	6	415 Faligand - Bernier	1:37.127	1:37.521	6	
7	112 Lourinho - Gomez	37.851	415 Faligand - Bernier	31.950	112 Lourinho - Gomez	27.899	7	112 Lourinho - Gomez	1:37.531	1:38.080	7	
8	191 Jean-Roch Piat	38.654	191 Jean-Roch Piat	33.397	191 Jean-Roch Piat	28.612	8	191 Jean-Roch Piat	1:40.663	1:41.161	8	
9	165 Marques - Gomez	39.221	165 Marques - Gomez	33.917	165 Marques - Gomez	28.677	9	165 Marques - Gomez	1:41.815	1:41.829	9	
10	125 Fuset - Mendieta	39.928	125 Fuset - Mendieta	34.202	125 Fuset - Mendieta	29.542	10	125 Fuset - Mendieta	1:43.672	1:43.963	10	
11	81 Juan Carlos Arias	40.888	81 Juan Carlos Arias	35.500	81 Juan Carlos Arias	30.150	11	81 Juan Carlos Arias	1:46.538	1:46.543	11	
12	15 Gorostiza - Chillida	41.873	15 Gorostiza - Chillida	36.029	15 Gorostiza - Chillida	30.886	12	15 Gorostiza - Chillida	1:48.788	1:48.788	12	
13	56 Javier Cicuendez Gallego	42.220	56 Javier Cicuendez Gallego	36.755	56 Javier Cicuendez Gallego	31.102	13	56 Javier Cicuendez Gallego	1:50.077	1:50.124	13	
14	60 Josep Borrell Daniel	42.873	40 Jose Palomar Maroto	37.075	60 Josep Borrell Daniel	31.244	14	40 Jose Palomar Maroto	1:51.437	1:51.437	14	
15	40 Jose Palomar Maroto	42.899	82 Hector Palacios Vazquez	37.433	82 Hector Palacios Vazquez	31.436	15	82 Hector Palacios Vazquez	1:52.333	1:52.447	16	
16	41 Alejandro Iribas Estrada	43.186	41 Alejandro Iribas Estrada	37.633	40 Jose Palomar Maroto	31.463	16	41 Alejandro Iribas Estrada	1:52.443	1:52.443	15	
17	9 Albors - Lopez	43.211	18 Lopez - Rodriguez	37.723	41 Alejandro Iribas Estrada	31.624	17	60 Josep Borrell Daniel	1:52.580	1:52.793	17	
18	18 Lopez - Rodriguez	43.437	9 Albors - Lopez	37.750	18 Lopez - Rodriguez	31.848	18	9 Albors - Lopez	1:52.967	1:53.037	18	
19	82 Hector Palacios Vazquez	43.464	60 Josep Borrell Daniel	38.463	9 Albors - Lopez	32.006	19	18 Lopez - Rodriguez	1:53.008	1:53.588	19	





# Circuito de Madrid Jarama - RACE

CER

Cronometrados 1

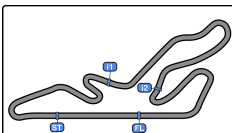
5 Mejores Tiempos

Circuito de Madrid Jarama-RACE 3.850 m.



Cl	B.	Equipo/Concursante	Piloto 1	Piloto 2	Vehiculo	Cat	Cl	Mejor 1		Mejor 2		Mejor 3		Mejor 4		Mejor 5	
								Tiempo	Vta	Tiempo	Vta	Tiempo	Vta	Tiempo	Vta	Tiempo	Vta
1	113	BAPORO MOTORSPORT	Joan Vinyes Dabad	Jaume Font Casas	PORSCHE 992 CUP	GT	1	<b>1:34.321</b>	7	1:34.810	4	1:39.199	6	1:40.783	3	1:48.462	5
2	100	ESCUADERIA FARAON	Pablo V. Bras Silvero		PORSCHE 992 CUP	GT	2	<b>1:35.727</b>	6	1:38.421	4	1:38.656	3	1:41.788	5	1:49.508	2
3	122	ALEJANDRO BARAMBIO PERE	Alejandro Barambio Perea	Borja Garcia Menendez	PORSCHE 992 CUP	GT	3	<b>1:35.881</b>	8	1:36.044	11	1:36.264	5	1:37.012	6	1:37.044	7
4	123	ESCUADERIA FARAON	Agustin Sanabria Crespo		RENAULT RS01	GT	4	<b>1:36.311</b>	9	1:36.471	8	1:37.111	7	1:42.550	3	1:43.180	2
5	118	ESCUADERIA FARAON	Alvaro Fontes Blanco	Pedro M. Silvero Castilla	FERRARI 488 Challenge EVO	GT	5	<b>1:36.526</b>	2	1:37.781	5	1:37.936	4	1:38.752	6	1:44.383	3
6	415	FALIGAND JEREMY	Jeremy Faligand	Victor Bernier	PORSCHE 992 CUP	GT	6	<b>1:37.521</b>	5	1:37.949	6	1:46.240	3	1:47.591	2	1:56.148	7
7	112	ESCUADERIA FARAON	Pedro M. Lourinho Bras	Miguel Gomez Guillen	PORSCHE 992 CUP	GT	7	<b>1:38.080</b>	4	1:38.468	3	1:43.937					
8	191	VELOSO MOTORSPORT	Jean-Roch Piat	JF	PORSCHE 991.1 GT3 CUP	GT	8	<b>1:41.161</b>	9	1:41.231	10	1:41.551	8	1:42.498	4	1:42.743	7
9	165	OUOWOUCESOUUW-CE	Pere Marques Vancells	Jose A. Gomez Gutierrez	LIGIER JS2R	CLASE 1	1	<b>1:41.829</b>	7	1:43.183	6	1:46.022	3	1:46.773	2	1:54.521	8
10	125	MOTOR CLUB SABADELL	Jordi Fuset Sala	Lorenzo Mendieta Sola	Porsche 718 GT4 RS Clubsport	CLASE 1	2	<b>1:43.963</b>	8	1:44.488	7	1:44.590	5	1:44.950	6	1:45.013	9
11	81	SKUALO COMPETICION	Juan Carlos Arias		GINETTA G50 GT4	CLASE 2	1	<b>1:46.543</b>	6	1:47.732	5	1:48.196	4	1:50.630	3	1:59.315	2
12	15	LURAUTO K.K.	Asier Gorostiza Telleria	JF Luis Chillida Belzunce	BMW M2 CS RACING	CLASE 2	2	<b>1:48.788</b>	6	1:49.666	5	1:49.671	2	1:53.720	3	2:01.879	4
13	56	MOTOR CLUB SABADELL	Javier Cicuendez Gallego		RENAULT CLIO CUP IV	D3	1	<b>1:50.124</b>	4	1:50.268	3	1:51.009	2	1:56.978			
14	40	MOTOR CLUB SABADELL	Jose Palomar Maroto		RENAULT CLIO CUP IV	D3	2	<b>1:51.437</b>	5	1:51.797	3	2:02.580	4	2:08.513	2	2:17.536	6
15	41	OUOWOUCESOUUW-CE	Alejandro Iribas Estrada	JR	RENAULT CLIO CUP V	D4	1	<b>1:52.443</b>	10	1:53.312	9	1:53.345	7	1:53.449	6	1:53.552	4
16	82	WUT 3 X SWOASO VOV	Hector Palacios Vazquez	JF	Mazda MX5 ND1	D4	2	<b>1:52.447</b>	6	1:52.965	5	1:54.166	3	1:54.194	4	2:06.028	2
17	60	MOTOR CLUB SABADELL	Josep Borrell Daniel		RENAULT CLIO CUP IV	D3	3	<b>1:52.793</b>	5	1:53.704	3	1:53.759	4	1:59.973	2	2:20.916	6
18	9	BALBOR MOTORSPORT C.A.	Jose Luis Albors Aleixandre	German Lopez Balboa	RENAULT CLIO CUP IV	D3	4	<b>1:53.037</b>	6	1:53.868	7	1:54.097	9	1:54.294	5	1:55.351	8
19	18	C.D.PLEMAR SPORT	Jose Luis Lopez Valdivielso	JF Alvaro Rodriguez Sastre	RENAULT CLIO CUP IV	D3	5	<b>1:53.588</b>	4	1:53.992	3	1:54.097	10	1:54.295	7	1:54.818	6





# Circuito de Madrid Jarama - RACE

CER

Cronometrados 1

5 Mejores Velocidades

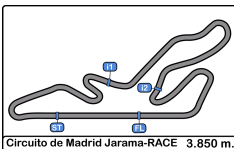


Circuito de Madrid Jarama-RACE 3.850 m.

Cl	B.	Equipo/Concursante	Piloto 1	Piloto 2	Vehiculo	Cat	Cl	Top 1		Top 2		Top 3		Top 4		Top 5		Avg
								Km/h	Vta	Km/h	Vta	Km/h	Vta	Km/h	Vta	Km/h	Vta	
1	118	ESCUADERIA FARAON	Alvaro Fontes Blanco	Pedro M. Silvero Castilla	FERRARI 488 Challenge EVO	GT	1	253.5	3	249.4	6	248.8	5	246.0	4	244.3	2	248.4
2	122	ALEJANDRO BARAMBIO PERE	Alejandro Barambio Perea	Borja Garcia Menendez	PORCHE 992 CUP	GT	2	252.9	8	251.1	4	250.5	5	250.5	11	249.4	7	250.9
3	415	FALIGAND JEREMY	Jeremy Faligand	Victor Bernier	PORSCHE 992 CUP	GT	3	252.3	4	249.4	6	241.0	5	238.9	2	235.8	3	243.5
4	113	BAPORO MOTORSPORT	Joan Vinyes Dabad	Jaume Font Casas	PORSCHE 992 CUP	GT	4	250.0	6	250.0	7	248.2	3	247.1	4	197.8	5	238.6
5	191	VELOSO MOTORSPORT	Jean-Roch Piat	JF	PORSCHE 991.1 GT3 CUP	GT	5	243.2	3	242.6	5	242.6	9	242.1	10	241.6	4	242.4
6	123	ESCUADERIA FARAON	Agustin Sanabria Crespo		RENAULT RS01	GT	6	241.6	9	240.5	7	237.8	8	215.1	3	210.9	4	229.2
7	100	ESCUADERIA FARAON	Pablo V. Bras Silvero		PORSCHE 992 CUP	GT	7	237.8	4	237.8	6	237.3	5	224.5	3	223.1	7	232.1
8	112	ESCUADERIA FARAON	Pedro M. Lourinho Bras	Miguel Gomez Guillen	PORSCHE 992 CUP	GT	8	235.2	3	234.2	5	233.7	4	196.0	2	93.1	1	198.4
9	125	MOTOR CLUB SABADELL	Jordi Fuset Sala	Lorenzo Mendieta Sola	Porsche 718 GT4 RS Clubsport	CLASE 1	1	235.2	10	234.7	9	234.2	5	234.2	8	233.7	7	234.4
10	165	OUWOUUOUEUW-CE	Pere Marques Vancells	Jose A. Gomez Gutierrez	LIGIER JS2R	CLASE 1	2	228.3	7	221.3	6	208.8	3	201.1	4	198.5	8	211.6
11	81	SKUALO COMPETICION	Juan Carlos Arias		GINETTA G50 GT4	CLASE 2	1	217.3	6	213.0	4	211.7	5	206.5	3	204.9	7	210.7
12	15	LURAUTO K.K.	Asier Gorostiza Telleria	JF Luis Chillida Belzunce	JF BMW M2 CS RACING	CLASE 2	2	211.3	7	208.0	3	207.6	5	203.0	6	202.2	2	206.4
13	56	MOTOR CLUB SABADELL	Javier Cicuendez Gallego		RENAULT CLIO CUP IV	D3	1	204.5	5	203.0	3	202.2	2	201.8	4	88.8	1	180.1
14	9	BALBOR MOTORSPORT C.A.	Jose Luis Albors Aleixandre	German Lopez Balboa	RENAULT CLIO CUP IV	D3	2	201.1	7	201.1	8	201.1	9	200.3	6	200.3	10	200.8
15	18	C.D.PLEMAR SPORT	Jose Luis Lopez Valdivielso	JF Alvaro Rodriguez Sastre	RENAULT CLIO CUP IV	D3	3	200.7	10	200.3	8	200.0	5	199.6	4	199.2	6	200.0
16	82	WUT 3 XOSWASOEV	Hector Palacios Vazquez	JF	Mazda MX5 ND1	D4	1	200.3	5	197.4	4	194.2	3	192.8	6	174.4	7	191.8
17	60	MOTOR CLUB SABADELL	Josep Borrell Daniel		RENAULT CLIO CUP IV	D3	4	199.6	4	199.2	2	198.8	5	197.8	3	178.5	6	194.8
18	40	MOTOR CLUB SABADELL	Jose Palomar Maroto		RENAULT CLIO CUP IV	D3	5	198.1	4	197.0	3	197.0	5	190.8	2	185.5	6	193.7
19	41	OUWOUUOUEUW-CE	Alejandro Iribas Estrada	JR	RENAULT CLIO CUP V	D4	2	194.2	10	193.8	3	193.8	7	193.8	8	193.5	4	193.8







# Circuito de Madrid Jarama - RACE

CER

## Cronometrados 1

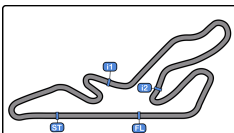
GYW YbWUJi YHJg FzdjXUg

Circuito de Madrid Jarama-RACE 3.850 m.



Vta	<cfU8 1J	HjYa dc Gyj0b	B. Equipo/Concursante	Piloto 1	Piloto 2	Vehiculo	Cat	Tiempo	Km/h
2	16:36:09.835	4:09.835	191 VELOSO MOTORSPORT	Jean-Roch Piat	JF	PORSCHE 991.1 GT3 CUP	GT	1:45.479	131.4
2	16:36:14.435	4:14.435	122 ALEJANDRO BARAMBIO PEREA	Alejandro Barambio Perea	Borja Garcia Menendez	PORCHE 992 CUP	GT	1:43.887	133.4
2	16:36:17.537	4:17.537	123 ESCUDERIA FARAON	Agustin Sanabria Crespo		RENAULT RS01	GT	1:43.180	134.3
2	16:36:42.640	4:42.640	118 ESCUDERIA FARAON	Alvaro Fontes Blanco	Pedro M. Silvero Castilla	FERRARI 488 Challenge EVO	GT	1:36.526	143.5
5	16:41:07.735	9:07.735	122 ALEJANDRO BARAMBIO PEREA	Alejandro Barambio Perea	Borja Garcia Menendez	PORCHE 992 CUP	GT	1:36.264	143.9
4	16:44:03.152	12:03.152	113 BAPORO MOTORSPORT	Joan Vinyes Dabad	Jaume Font Casas	PORSCHE 992 CUP	GT	1:34.810	146.1
7	16:49:05.134	17:05.134	113 BAPORO MOTORSPORT	Joan Vinyes Dabad	Jaume Font Casas	PORSCHE 992 CUP	GT	1:34.321	146.9





# Circuito de Madrid Jarama - RACE

CER

## Cronometrados 1

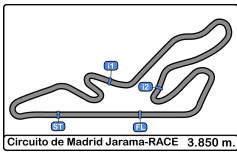
A Y'cf 'Azl ja UJYcWUX'XY'9j Ybtrc



Circuito de Madrid Jarama-RACE 3.850 m.

B.	Equipo/Concursante	Piloto 1	Piloto 2	Vehiculo	Cat	Km/h	GYgJOb
113	BAPORO MOTORSPORT	Joan Vinyes Dabad	Jaume Font Casas	PORSCHE 992 CUP	GT	254.1	Entrenamiento Libre
118	ESCUADERIA FARAON	Alvaro Fontes Blanco	Pedro M. Silvero Castilla	FERRARI 488 Challenge EVO	GT	253.5	Cronometrados 1
122	ALEJANDRO BARAMBIO PEREA	Alejandro Barambio Perea	Borja Garcia Menendez	PORCHE 992 CUP	GT	252.9	Cronometrados 1
415	FALIGAND JEREMY	Jeremy Faligand	Victor Bernier	PORSCHE 992 CUP	GT	252.3	Cronometrados 1
123	ESCUADERIA FARAON	Agustin Sanabria Crespo		RENAULT RS01	GT	247.7	Entrenamiento Libre
100	ESCUADERIA FARAON	Pablo V. Bras Silvero		PORSCHE 992 CUP	GT	244.3	Entrenamiento Libre
191	VELOSO MOTORSPORT	Jean-Roch Piat	JF	PORSCHE 991.1 GT3 CUP	GT	243.2	Cronometrados 1
112	ESCUADERIA FARAON	Pedro M. Lourinho Bras	Miguel Gomez Guillen	PORSCHE 992 CUP	GT	241.6	Entrenamiento Libre
125	MOTOR CLUB SABADELL	Jordi Fuset Sala	Lorenzo Mendieta Sola	Porsche 718 GT4 RS Clubsport	CLASE 1	240.5	Entrenamiento Libre
15	LURAUTO K.K.	Asier Gorostiza Telleria	JF	Luis Chillida Belzunce	JF	232.2	Entrenamiento Libre
165	OUOWOUOUEUW-CE	Pere Marques Vancells	Jose A. Gomez Gutierrez	LIGIER JS2R	CLASE 1	230.2	Entrenamiento Libre
81	SKUALO COMPETICION	Juan Carlos Arias		GINETTA G50 GT4	CLASE 2	219.9	Entrenamiento Libre
56	MOTOR CLUB SABADELL	Javier Cicuendez Gallego		RENAULT CLIO CUP IV	D3	207.6	Entrenamiento Libre
82	WUT 3 XOSWACEVO	Hector Palacios Vazquez	JF	Mazda MX5 ND1	D4	205.7	Entrenamiento Libre
9	BALBOR MOTORSPORT C.A.	Jose Luis Albors Aleixandre	German Lopez Balboa	RENAULT CLIO CUP IV	D3	204.5	Entrenamiento Libre
40	MOTOR CLUB SABADELL	Jose Palomar Maroto		RENAULT CLIO CUP IV	D3	204.5	Entrenamiento Libre
60	MOTOR CLUB SABADELL	Josep Borrell Daniel		RENAULT CLIO CUP IV	D3	204.1	Entrenamiento Libre
41	OUOWOUOUEUW-CE	Alejandro Iribas Estrada	JR	RENAULT CLIO CUP V	D4	201.8	Entrenamiento Libre
18	C.D.PLEMAR SPORT	Jose Luis Lopez Valdivielso	JF	Alvaro Rodriguez Sastre	D3	200.7	Cronometrados 1





# Circuito de Madrid Jarama - RACI

CER

## Cronometrados 1

### Tiempos Parada en Pit



**113** Joan Vinyes Dabad PORSCHE 992 CUP

GT Jaume Font Casas BAPORO MOTORSPORT

B.	<cfU81J	Tiempo	Tiempo Salida	Tiempo Box	T. Box Total	Handicap	Diff.
1	16:35:38.461	16:35:38.461	16:39:03.796	3:25.335	3:25.335		

**123** Agustin Sanabria Crespo RENAULT RS01

GT ESCUDERIA FARAON

B.	<cfU81J	Tiempo	Tiempo Salida	Tiempo Box	T. Box Total	Handicap	Diff.
1	16:41:38.311	16:41:38.311	16:46:27.636	4:49.325	4:49.325		

**165** Pere Marques Vancells LIGIER JS2R

CLASE 1 Jose A. Gomez Gutierrez

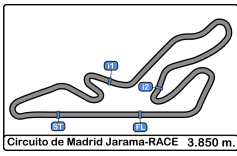
B.	<cfU81J	Tiempo	Tiempo Salida	Tiempo Box	T. Box Total	Handicap	Diff.
1	16:40:13.644	16:40:13.644	16:43:07.151	2:53.507	2:53.507		

**415** Jeremy Faligand PORSCHE 992 CUP

GT Victor Bernier FALIGAND JEREMY

B.	<cfU81J	Tiempo	Tiempo Salida	Tiempo Box	T. Box Total	Handicap	Diff.
1	16:45:22.627	16:45:22.627	16:47:30.529	2:07.902	2:07.902		





Circuito de Madrid Jarama - RACI

CER

Cronometrados 1

abZfa YA YHcfc`OE JvE

