

Circuito de Madrid Jarama - RACE

CER

Entrenamiento Libre

Resultados Provisionales



Circuito de Madrid Jarama-RACE 3.850 m.

Cls	B.	Equipo/Concursante	Piloto 1	Piloto 2	Vehiculo	Cat	Cls	Vtas.	Mejor	Tiempo	Δ%	Interval	Km/h		
1	123	ESCUADERIA FARAON	Agustin Sanabria Crespo		RENAULT RS01	GT	1	26	6	1:33.875			147.6		
2	122	ALEJANDRO BARAMBIO PEREA	Alejandro Barambio Perea	Borja Garcia Menendez	PORCHE 992 CUP	GT	2	25	21	1:34.194	0.319	0.319	147.1		
3	113	BAPORO MOTORSPORT	Joan Vinyes Dabad	Jaume Font Casas	PORSCHE 992 CUP	GT	3	31	20	1:35.598	1.723	1.404	144.9		
4	100	ESCUADERIA FARAON	Pablo V. Bras Silvero		PORSCHE 992 CUP	GT	4	17	10	1:35.691	1.816	0.093	144.8		
5	415	FALIGAND JEREMY	Jeremy Faligand	Victor Bernier	PORSCHE 992 CUP	GT	5	30	9	1:37.537	3.662	1.846	142.0		
6	112	ESCUADERIA FARAON	Pedro M. Lourinho Bras	Miguel Gomez Guillen	PORSCHE 992 CUP	GT	6	20	3	1:37.923	4.048	0.386	141.5		
7	118	ESCUADERIA FARAON	Alvaro Fontes Blanco	Pedro M. Silvero Castilla	FERRARI 488 Challenge EVO	GT	7	28	4	1:40.167	6.292	2.244	138.3		
8	125	MOTOR CLUB SABADELL	Jordi Fuset Sala	Lorenzo Mendieta Sola	Porsche 718 GT4 RS Clubsport	CLASE 1	1	29	26	1:40.922	7.047	0.755	137.3		
9	165	OUWOU CASCO UWA-CE	Pere Marques Vancells	Jose A. Gomez Gutierrez	LIGIER JS2R	CLASE 1	2	30	20	1:41.562	7.687	0.640	136.4		
10	191	VELOSO MOTORSPORT	Jean-Roch Piat	JF	PORSCHE 991.1 GT3 CUP	GT	8	25	18	1:44.767	10.892	3.205	132.2		
11	15	LURAUTO K.K.	Asier Gorostiza Telleria	JF	Luis Chillida Belzunce	JF	BMW M2 CS RACING	CLASE 2	1	26	19	1:45.583	11.708	0.816	131.2
12	81	SKUALO COMPETICION	Juan Carlos Arias		GINETTA G50 GT4	CLASE 2	2	24	16	1:47.912	14.037	2.329	128.4		
13	60	MOTOR CLUB SABADELL	Josep Borrell Daniel		RENAULT CLIO CUP IV	D3	1	30	22	1:50.373	16.498	2.461	125.5		
14	40	MOTOR CLUB SABADELL	Jose Palomar Maroto		RENAULT CLIO CUP IV	D3	2	26	19	1:50.830	16.955	0.457	125.0		
15	56	MOTOR CLUB SABADELL	Javier Cicuendez Gallego		RENAULT CLIO CUP IV	D3	3	26	7	1:50.977	17.102	0.147	124.8		
16	9	BALBOR MOTORSPORT C.A.	Jose Luis Albors Aleixandre	German Lopez Balboa	RENAULT CLIO CUP IV	D3	4	27	6	1:51.149	17.274	0.172	124.6		
17	82	MUT 3 XASMOA SOPEVO	Hector Palacios Vazquez	JF	Mazda MX5 ND1	D4	1	24	14	1:51.472	17.597	0.323	124.3		
18	41	OUWOU CASCO UWA-CE	Alejandro Iribas Estrada	JR	RENAULT CLIO CUP V	D4	2	28	21	1:53.072	19.197	1.600	122.5		
19	18	C.D.PEMAR SPORT	Jose Luis Lopez Valdivielso	JF	Alvaro Rodriguez Sastre	RENAULT CLIO CUP IV	D3	5	24	3	1:53.985	20.110	0.913	121.5	

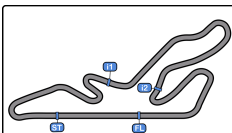
Publicado a las:.....

Temp Pista: 17°C Temp Aire: 17°C Humedad: 37% Estado Pista: SECA

Director Carrera:

Cronometrador:





Circuito de Madrid Jarama - RACE

CER

Entrenamiento Libre

F Ygi `HUXcg'Dfc j]g]cbUYg'dcf '7 UH[cf.1J



GT													
Cls	B.	Equipo/Concursante	Piloto 1	Piloto 2	Vehiculo	Cat	Cls	Vtas.	Mejor	Tiempo	81Z%	Interval	Km/h
1	123	ESCUADERIA FARAON	Agustin Sanabria Crespo		RENAULT RS01	GT	1	26	6	1:33.875			147.6
2	122	ALEJANDRO BARAMBIO PEREA	Alejandro Barambio Perea	Borja Garcia Menendez	PORCHE 992 CUP	GT	2	25	21	1:34.194	0.319	0.319	147.1
3	113	BAPORO MOTORSPORT	Joan Vinyes Dabad	Jaume Font Casas	PORSCHE 992 CUP	GT	3	31	20	1:35.598	1.723	1.404	144.9
4	100	ESCUADERIA FARAON	Pablo V. Bras Silvero		PORSCHE 992 CUP	GT	4	17	10	1:35.691	1.816	0.093	144.8
5	415	FALIGAND JEREMY	Jeremy Faligand	Victor Bernier	PORSCHE 992 CUP	GT	5	30	9	1:37.537	3.662	1.846	142.0
6	112	ESCUADERIA FARAON	Pedro M. Lourinho Bras	Miguel Gomez Guillen	PORSCHE 992 CUP	GT	6	20	3	1:37.923	4.048	0.386	141.5
7	118	ESCUADERIA FARAON	Alvaro Fontes Blanco	Pedro M. Silvero Castilla	FERRARI 488 Challenge EVO	GT	7	28	4	1:40.167	6.292	2.244	138.3
8	191	VELOSO MOTORSPORT	Jean-Roch Piat	JF	PORSCHE 991.1 GT3 CUP	GT	8	25	18	1:44.767	10.892	4.600	132.2

CLASE 1													
Cls	B.	Equipo/Concursante	Piloto 1	Piloto 2	Vehiculo	Cat	Cls	Vtas.	Mejor	Tiempo	81Z%	Interval	Km/h
1	125	MOTOR CLUB SABADELL	Jordi Fuset Sala	Lorenzo Mendieta Sola	Porsche 718 GT4 RS Clubsport	CLASE 1	1	29	26	1:40.922			137.3
2	165	OUOWOUOUECE	Pere Marques Vancells	Jose A. Gomez Gutierrez	LIGIER JS2R	CLASE 1	2	30	20	1:41.562	0.640	0.640	136.4

CLASE 2														
Cls	B.	Equipo/Concursante	Piloto 1	Piloto 2	Vehiculo	Cat	Cls	Vtas.	Mejor	Tiempo	81Z%	Interval	Km/h	
1	15	LURAUTO K.K.	Asier Gorostiza Telleria	JF	Luis Chillida Belzunce	JF	BMW M2 CS RACING	CLASE 2	1	26	19	1:45.583		131.2
2	81	SKUALO COMPETICION	Juan Carlos Arias		GINETTA G50 GT4	CLASE 2	2	24	16	1:47.912	2.329	2.329	128.4	

D3													
Cls	B.	Equipo/Concursante	Piloto 1	Piloto 2	Vehiculo	Cat	Cls	Vtas.	Mejor	Tiempo	81Z%	Interval	Km/h
1	60	MOTOR CLUB SABADELL	Josep Borrell Daniel		RENAULT CLIO CUP IV	D3	1	30	22	1:50.373			125.5
2	40	MOTOR CLUB SABADELL	Jose Palomar Maroto		RENAULT CLIO CUP IV	D3	2	26	19	1:50.830	0.457	0.457	125.0
3	56	MOTOR CLUB SABADELL	Javier Cicuendez Gallego		RENAULT CLIO CUP IV	D3	3	26	7	1:50.977	0.604	0.147	124.8
4	9	BALBOR MOTORSPORT C.A.	Jose Luis Albors Aleixandre	German Lopez Balboa	RENAULT CLIO CUP IV	D3	4	27	6	1:51.149	0.776	0.172	124.6
5	18	C.D.PLEMAR SPORT	Jose Luis Lopez Valdivielso	JF	Alvaro Rodriguez Sastre	D3	5	24	3	1:53.985	3.612	2.836	121.5

D4													
Cls	B.	Equipo/Concursante	Piloto 1	Piloto 2	Vehiculo	Cat	Cls	Vtas.	Mejor	Tiempo	81Z%	Interval	Km/h
1	82	WUT 3 XGWSOCEVO	Hector Palacios Vazquez	JF	Mazda MX5 ND1	D4	1	24	14	1:51.472			124.3
2	41	OUOWOUOUECE	Alejandro Iribas Estrada	JR	RENAULT CLIO CUP V	D4	2	28	21	1:53.072	1.600	1.600	122.5

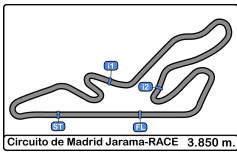
Publicado a las:.....

Temp Pista: (%) '57 Temp Aire: &&" '57 Humedad: 37 % Estado Pista: SECA

Director Carrera:

Cronometrador:





Circuito de Madrid Jarama - RACE

CER

Entrenamiento Libre

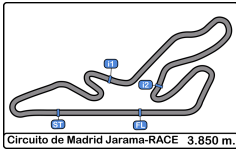
Tiempos Por Vuelta



9							15								
Jose Luis Albors Aleixandre							RENAULT CLIO CUP IV								
D3							CLASE 2								
German Lopez Balboa							Luis Chillida Belzunce								
BALBOR MOTORSPORT C.A.							LURAUTO K.K.								
Vta	D	Tiempo	Sector 1	Sector 2	Sector 3	T. Spd	Elapsed	Vta	D	Tiempo	Sector 1	Sector 2	Sector 3	T. Spd	Elapsed
1		11:53:12.306 P	11:51:21.578	58.531	52.197	75.4	11:53:12.306	1		11:52:44.336	11:51:22.736	45.632	35.968	93.3	11:52:44.336
2		4:48.408	3:31.002	45.073	32.333	91.4	11:58:00.714	2		1:59.464	46.313	38.946	34.205	183.0	11:54:43.800
3		1:58.915	45.548	38.992	34.375	198.8	11:59:59.629	3		1:58.076	43.969	40.105	34.002	197.8	11:56:41.876
4		1:51.178	43.071	36.985	31.122	202.6	12:01:50.807	4		1:54.775	45.169	37.538	32.068	177.3	11:58:36.651
5		1:51.428	42.793	37.053	31.582	201.8	12:03:42.235	5		1:53.450	43.692	37.425	32.333	196.3	12:00:30.101
6		1:51.149	42.802	37.139	31.208	201.1	12:05:33.384	6		1:53.941	43.460	37.742	32.739	202.2	12:02:24.042
7		2:23.139 P	50.264	45.383	47.492	169.5	12:07:56.523	7		2:03.495	47.322	41.509	34.664	187.5	12:04:27.537
8		4:15.932 P	2:46.372	46.040	43.520	74.9	12:12:12.455	8		1:52.814	43.442	37.519	31.853	201.8	12:06:20.351
9		2:17.403	1:06.648	38.628	32.127	88.4	12:14:29.858	9		1:53.369	43.159	38.111	32.099	209.3	12:08:13.720
10		1:58.116	43.783	41.514	32.819	198.5	12:16:27.974	10		1:51.109	42.702	36.594	31.813	205.3	12:10:04.829
11		1:54.287	44.072	38.063	32.152	198.8	12:18:22.261	11		1:52.027	42.580	37.746	31.701	201.1	12:11:56.856
12		1:58.818	47.254	38.889	32.675	199.6	12:20:21.079	12		1:51.814	42.963	37.329	31.522	193.2	12:13:48.670
13		2:20.204 P	44.703	49.561	46.030	182.7	12:22:41.373	13		2:33.514 P	54.592	52.457	46.465	165.8	12:16:22.184
14		3:56.279	2:43.538	38.030	34.711	104.5	12:26:37.652	14		2:58.448	2:51.036	36.879	30.533	56.1	12:20:20.632
15		1:53.996	44.247	37.839	31.910	202.6	12:28:31.648	15		2:03.200	42.643	35.662	44.985	207.2	12:22:23.922
16		1:53.842	43.634	37.913	32.295	201.1	12:30:25.490	16		2:07.999	1:00.453	37.559	29.987	107.7	12:24:31.921
17		1:53.746	43.294	38.460	31.992	203.7	12:32:19.236	17		1:45.817	40.931	34.848	30.038	227.3	12:26:17.738
18		1:59.271	45.718	41.254	32.299	185.5	12:34:18.507	18		1:45.627	40.332	35.510	29.785	217.3	12:28:03.365
19		1:54.193	43.333	38.942	31.918	204.5	12:36:12.700	19		1:45.583	40.565	34.960	30.058	231.7	12:29:48.948
20		1:55.328	44.106	38.312	32.910	203.3	12:38:08.028	20		1:46.968	40.836	35.315	30.817	227.8	12:31:35.916
21		1:59.987	45.707	38.844	35.436	201.4	12:40:08.015	21		1:46.974	40.727	35.599	30.648	229.2	12:33:22.890
22		2:08.558 P	44.547	41.312	42.699	202.6	12:42:16.573	22		1:46.628	40.950	34.864	30.814	232.2	12:35:09.518
23		3:46.179	2:35.948	38.294	31.937	97.9	12:46:02.752	23		1:45.884	40.889	35.035	29.960	230.7	12:36:55.402
24		1:52.449	43.296	37.384	31.769	200.7	12:47:55.201	24		1:51.049	43.044	36.921	31.084	177.0	12:38:46.451
25		1:52.104	43.143	37.207	31.754	201.8	12:49:47.305	25		1:47.975	41.919	35.728	30.328	224.5	12:40:34.426
26		1:52.841	43.391	37.783	31.667	202.2	12:51:40.146	26		2:30.119 P	48.658	49.722	51.739	188.1	12:43:04.545
27		2:19.357 P	45.471	45.065	48.821	203.0	12:53:59.503								

18							
Jose Luis Lopez Valdviello							
D3							
Alvaro Rodriguez Sastre							
C.D.PLEMAR SPORT							
Vta	D	Tiempo	Sector 1	Sector 2	Sector 3	T. Spd	Elapsed
1		11:52:54.595	11:51:36.083	44.628	33.884	74.6	11:52:54.595
2		1:56.669	46.199	38.600	31.870	184.6	11:54:51.264
3		1:53.985	44.186	37.828	31.971	186.8	11:56:45.249
4		2:03.927 P	44.202	38.174	41.551	197.0	11:58:49.176
5		8:42.875	7:23.000	44.028	35.847	68.1	12:07:32.051
6		2:03.640	46.962	42.531	34.147	171.9	12:09:35.691
7		2:00.977	45.872	40.873	34.232	188.8	12:11:36.668
8		1:59.874	45.733	39.688	34.453	152.1	12:13:36.542
9		1:56.451	44.353	39.072	33.026	197.4	12:15:32.993
10		1:56.113	44.579	39.213	32.321	196.7	12:17:29.106
11		1:57.882	45.282	39.814	32.786	199.6	12:19:26.988
12		2:21.353	47.777	50.876	42.700	151.6	12:21:48.341
13		2:35.565	1:09.591	49.070	36.904	79.4	12:24:23.906
14		2:02.216	49.515	39.532	33.169	183.0	12:26:26.122
15		1:59.181	45.237	40.216	33.728	193.5	12:28:25.303
16		1:57.647	44.337	40.463	32.847	192.8	12:30:22.950
17		1:55.702	43.993	38.937	32.772	192.1	12:32:18.652
18		1:57.065	45.768	38.525	32.772	184.9	12:34:15.717
19		1:55.498	44.362	38.625	32.511	200.7	12:36:11.215
20		1:56.032	44.861	38.466	32.705	177.9	12:38:07.247
21		1:59.030	47.337	38.963	32.730	182.7	12:40:06.277
22		1:57.595	44.472	40.305	32.818	196.7	12:42:03.872
23		1:55.967	44.989	38.464	32.514	175.0	12:43:59.839
24		2:34.482 P	1:03.355	43.989	47.138	200.7	12:46:34.321





Circuito de Madrid Jarama - RACE

CER

Entrenamiento Libre

Tiempos Por Vuelta



56

Javier Cicuendez Gallego

RENAULT CLIO CUP IV

60

Josep Borrell Daniel

RENAULT CLIO CUP IV

D3

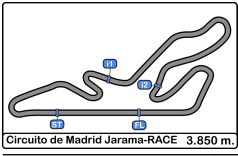
MOTOR CLUB SABADELL

D3

MOTOR CLUB SABADELL

Vta	D	Tiempo	Sector 1	Sector 2	Sector 3	T. Spd	Elapsed	Vta	D	Tiempo	Sector 1	Sector 2	Sector 3	T. Spd	Elapsed
1		11:53:03.894	11:51:29.049	54.622	40.223	82.3	11:53:03.894	1		11:53:08.491	11:51:33.082	53.009	42.400	92.6	11:53:08.491
2		2:16.861 P	50.403	42.459	43.999	132.0	11:55:20.755	2		2:14.882	52.174	44.397	38.311	135.0	11:55:23.373
3		9:42.094	8:27.056	41.779	33.259	106.5	12:05:02.849	3		2:02.397	47.735	41.078	33.584	170.8	11:57:25.770
4		1:56.540	45.279	39.113	32.148	189.8	12:06:59.389	4		2:03.287 P	45.180	39.792	38.315	191.4	11:59:29.057
5		1:52.783	43.476	37.841	31.466	199.6	12:08:52.172	5		2:57.177	1:33.284	47.067	36.826	106.8	12:02:26.234
6		1:51.392	42.835	37.293	31.264	202.6	12:10:43.564	6		1:55.117	43.948	39.018	32.151	193.8	12:04:21.351
7		1:50.977	42.570	37.124	31.283	202.2	12:12:34.541	7		1:52.738	43.372	38.200	31.166	200.3	12:06:14.089
8		1:58.677 P	42.517	37.189	38.971	204.1	12:14:33.218	8		1:54.930	43.683	38.277	32.970	201.4	12:08:09.019
9		3:40.462	2:28.166	38.341	33.955	103.9	12:18:13.680	9		2:00.919	43.305	38.099	39.515	198.1	12:10:09.938
10		1:54.997	45.657	37.934	31.406	203.3	12:20:08.677	10		1:51.733	42.987	37.449	31.297	198.1	12:12:01.671
11		2:02.297	44.708	41.408	36.181	176.4	12:22:10.974	11		1:51.828	42.983	37.195	31.650	201.4	12:13:53.499
12		2:13.303	47.636	49.150	36.517	183.9	12:24:24.277	12		1:51.921	42.787	37.188	31.946	202.2	12:15:45.420
13		1:58.450	46.717	38.650	33.083	186.8	12:26:22.727	13		2:06.547 P	43.458	42.515	40.574	200.3	12:17:51.967
14		1:53.447	43.578	38.294	31.575	197.8	12:28:16.174	14		3:32.669	2:01.745	44.153	46.762	100.5	12:21:24.627
15		1:51.666	43.210	37.295	31.161	204.9	12:30:07.840	15		2:10.710 P	49.572	41.188	39.950	169.5	12:23:35.337
16		1:53.384	43.368	38.099	31.917	196.0	12:32:01.224	16		3:22.501	2:10.769	39.496	32.236	101.4	12:26:57.838
17		1:52.347	43.565	37.339	31.443	206.8	12:33:53.571	17		1:53.413	43.486	37.984	31.943	198.1	12:28:51.251
18		1:51.119	42.670	37.035	31.414	205.3	12:35:44.690	18		1:55.768	43.251	37.858	34.659	198.1	12:30:47.019
19		1:51.892	43.540	37.138	31.214	204.1	12:37:36.582	19		1:52.524	43.414	37.606	31.504	200.3	12:32:39.543
20		1:51.096	42.684	37.028	31.384	204.1	12:39:27.678	20		1:51.802	42.967	37.256	31.579	201.1	12:34:31.345
21		1:54.326	45.680	37.297	31.349	204.1	12:41:22.004	21		1:51.622	42.904	37.125	31.593	200.7	12:36:22.967
22		1:51.164	42.971	36.977	31.216	207.6	12:43:13.168	22		1:50.373	42.538	36.771	31.064	201.8	12:38:13.340
23		1:51.512	42.928	37.247	31.337	207.2	12:45:04.680	23		1:53.894	42.825	37.936	33.133	202.2	12:40:07.234
24		1:52.059	43.150	37.401	31.508	203.7	12:46:56.739	24		1:52.241	43.329	37.365	31.547	204.1	12:41:59.475
25		2:01.700 P	43.284	37.861	40.555	205.3	12:48:58.439	25		1:57.010	43.725	41.164	32.121	200.0	12:43:56.485
26		2:20.867 P	1:03.757	38.651	38.459	100.4	12:51:19.306	26		1:54.333	43.097	39.232	32.004	199.6	12:45:50.818
								27		1:54.958	43.797	39.080	32.081	200.7	12:47:45.776
								28		1:54.653	43.742	38.693	32.218	199.6	12:49:40.429
								29		1:55.504	43.671	38.801	33.032	198.5	12:51:35.933
								30		2:03.719 P	44.802	38.568	40.349	197.0	12:53:39.652





Circuito de Madrid Jarama - RACI

CER



Entrenamiento Libre

Tiempos Por Vuelta

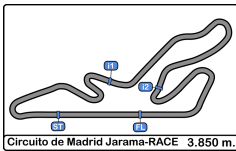
81 Juan Carlos Arias GINETTA G50 GT4 100 Pablo V. Bras Silvero PORSCHE 992 CUP
CLASE 2 SKUALO COMPETICION GT ESCUDERIA FARAON

Table with 14 columns: Vta, D, Tiempo, Sector 1, Sector 2, Sector 3, T. Spd, Elapsed for drivers 81 and 100. Includes lap times and sector data.

112 Pedro M. Lourinho Bras PORSCHE 992 CUP
GT Miguel Gomez Guillen ESCUDERIA FARAON

Table with 14 columns: Vta, D, Tiempo, Sector 1, Sector 2, Sector 3, T. Spd, Elapsed for driver 82. Includes lap times and sector data.





Circuito de Madrid Jarama - RACE

CER

Entrenamiento Libre

Tiempos Por Vuelta



113

Joan Vinyes Dabad

PORSCHE 992 CUP

118

Alvaro Fontes Blanco

FERRARI 488 Challenge EVO

GT

Jaume Font Casas

BAPORO MOTORSPORT

GT

Pedro M. Silvero Castilla

ESCUADERIA FARAON

Vta	D	Tiempo	Sector 1	Sector 2	Sector 3	T. Spd	Elapsed	Vta	D	Tiempo	Sector 1	Sector 2	Sector 3	T. Spd	Elapsed
1		11:53:04.355	11:51:44.090	44.630	35.635	63.2	11:53:04.355	1		11:52:58.520	11:51:49.963	37.290	31.267	94.1	11:52:58.520
2		1:47.819	42.234	36.451	29.134	173.3	11:54:52.174	2		1:43.954	40.454	34.145	29.355	215.1	11:54:42.474
3		1:41.249	39.616	33.331	28.302	207.2	11:56:33.423	3		1:42.221	39.065	33.293	29.863	234.7	11:56:24.695
4		1:40.908	38.493	34.084	28.331	230.2	11:58:14.331	4		1:40.167	38.689	32.971	28.507	234.7	11:58:04.862
5		1:39.361	38.375	32.973	28.013	243.2	11:59:53.692	5		1:41.935	39.271	33.325	29.339	246.0	11:59:46.797
6		1:37.812	37.981	32.193	27.638	215.1	12:01:31.504	6		1:42.721	39.134	33.526	30.061	246.0	12:01:29.518
7		1:38.849	38.008	33.069	27.772	222.2	12:03:10.353	7		1:42.683	39.378	34.124	29.181	239.4	12:03:12.201
8		1:37.894	38.054	32.521	27.319	230.7	12:04:48.247	8		1:54.950 P	39.045	36.391	39.514	247.1	12:05:07.151
9		1:37.380	38.032	31.770	27.578	230.7	12:06:25.627	9		7:35.493	6:26.237	37.644	31.612	86.7	12:12:42.644
10		1:48.051	44.736	35.222	28.093	229.7	12:08:13.678	10		1:50.613	42.198	37.440	30.975	201.1	12:14:33.257
11		1:40.351	38.880	33.892	27.579	245.4	12:09:54.029	11		1:50.034	41.922	36.381	31.731	219.5	12:16:23.291
12		1:37.877	38.145	32.378	27.354	237.3	12:11:31.906	12		1:48.685	41.450	36.021	31.214	214.7	12:18:11.976
13		1:37.626	37.560	31.906	28.160	247.1	12:13:09.532	13		3:04.955 P	1:32.292	40.989	51.674	242.1	12:21:16.931
14		1:36.712	37.802	31.848	27.062	245.4	12:14:46.244	14		3:57.735	2:50.868	36.260	30.607	106.1	12:25:14.666
15		1:58.610 P	42.328	37.916	38.366	186.5	12:16:44.854	15		1:49.664	40.950	37.327	31.387	225.4	12:27:04.330
16		5:00.436	3:16.468	53.555	50.113	71.3	12:21:44.990	16		1:51.311	41.569	38.587	31.155	221.3	12:28:55.641
17		2:22.908	1:08.153	46.212	28.543	78.4	12:24:07.898	17		1:49.684	42.100	36.769	30.815	194.9	12:30:45.325
18		1:37.971	38.263	32.485	27.223	243.7	12:25:45.869	18		1:49.391	41.400	36.933	31.058	227.8	12:32:34.716
19		1:36.305	37.856	31.265	27.184	246.0	12:27:22.174	19		1:52.470	42.577	38.194	31.699	208.8	12:34:27.186
20		1:35.598	37.204	31.302	27.092	250.0	12:28:57.772	20		1:51.084	42.280	37.676	31.128	219.9	12:36:18.270
21		1:36.868	37.953	31.891	27.024	251.7	12:30:34.640	21		1:49.845	41.952	36.577	31.316	236.3	12:38:08.115
22		1:38.840	37.486	33.663	27.691	251.7	12:32:13.480	22		1:51.987	42.859	37.689	31.439	210.1	12:40:00.102
23		1:37.406	37.503	32.182	27.721	254.1	12:33:50.886	23		1:51.802	42.840	37.539	31.423	215.5	12:41:51.904
24		1:41.566 P	37.712	30.964	32.890	250.0	12:35:32.452	24		1:53.898	43.066	37.775	33.057	210.5	12:43:45.802
25		5:14.030	4:05.120	38.936	29.974	82.4	12:40:46.482	25		1:55.500	44.026	38.416	33.058	198.8	12:45:41.302
26		1:40.458	38.497	34.395	27.566	249.4	12:42:26.940	26		1:53.154	42.925	38.229	32.000	213.0	12:47:34.456
27		1:36.989	38.043	31.479	27.467	247.7	12:44:03.929	27		1:53.584	43.115	38.292	32.177	233.2	12:49:28.040
28		1:37.001	37.737	31.358	27.906	249.4	12:45:40.930	28		2:04.157 P	44.751	39.224	40.182	190.1	12:51:32.197
29		1:36.748	37.982	31.478	27.288	246.5	12:47:17.678								
30		1:38.779	38.155	32.474	28.150	251.1	12:48:56.457								
31		2:12.999 P	41.972	42.329	48.698	251.1	12:51:09.456								





Circuito de Madrid Jarama - RACE

CER

Entrenamiento Libre

Tiempos Por Vuelta



165

Pere Marques Vancells

LIGIER JS2R

191

Jean-Roch Piat

PORSCHE 991.1 GT3 CUP

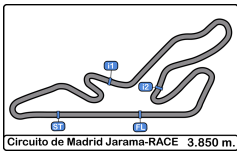
CLASE 1

Jose A. Gomez Gutierrez

VELOSO MOTORSPORT

Vta	D	Tiempo	Sector 1	Sector 2	Sector 3	T. Spd	Elapsed	Vta	D	Tiempo	Sector 1	Sector 2	Sector 3	T. Spd	Elapsed
1		11:52:32.261	11:51:17.220	42.732	32.309	77.0	11:52:32.261	1		11:52:18.393	11:51:07.063	40.140	31.190	82.0	11:52:18.393
2		1:54.145	44.099	37.838	32.208	193.5	11:54:26.406	2		1:53.822	42.268	40.719	30.835	187.5	11:54:12.215
3		1:48.440	41.383	36.872	30.185	204.5	11:56:14.846	3		1:50.635	44.190	35.952	30.493	226.4	11:56:02.850
4		1:48.775	41.977	36.244	30.554	201.4	11:58:03.621	4		1:49.323	41.530	36.193	31.600	238.4	11:57:52.173
5		1:51.185	42.742	38.386	30.057	210.1	11:59:54.806	5		1:47.571	40.436	35.655	31.480	233.2	11:59:39.744
6		1:44.209	40.221	34.876	29.112	215.5	12:01:39.015	6		1:59.453 P	41.043	35.848	42.562	238.9	12:01:39.197
7		1:43.425	39.653	34.869	28.903	225.4	12:03:22.440	7		3:43.352	2:37.263	35.710	30.379	122.7	12:05:22.549
8		1:56.691 P	39.648	36.652	40.391	219.9	12:05:19.131	8		1:47.162	41.063	35.593	30.506	193.8	12:07:09.711
9		3:39.157	2:34.022	35.637	29.498	103.3	12:08:58.288	9		1:48.245	41.678	35.442	31.125	195.2	12:08:57.956
10		1:45.311	40.678	34.843	29.790	203.0	12:10:43.599	10		2:05.718 P	45.710	37.166	42.842	185.8	12:11:03.674
11		1:42.917	39.676	34.316	28.925	223.6	12:12:26.516	11		3:09.779	2:01.976	37.715	30.088	86.7	12:14:13.453
12		1:43.865	39.482	35.167	29.216	224.5	12:14:10.381	12		1:47.373	41.858	35.497	30.018	197.4	12:16:00.826
13		1:44.587	39.457	35.309	29.821	226.8	12:15:54.968	13		1:49.572	44.070	35.041	30.461	232.7	12:17:50.398
14		1:42.010	39.421	34.087	28.502	224.5	12:17:36.978	14		7:18.264 P	5:53.674	43.613	40.977	234.7	12:25:08.662
15		1:41.939	39.125	34.277	28.537	230.2	12:19:18.917	15		5:19.247	4:12.757	36.388	30.102	98.3	12:30:27.909
16		2:40.706 P	39.164	38.588	52.954	227.8	12:21:29.623	16		1:52.605	42.624	38.363	31.618	213.4	12:32:20.514
17		5:10.300	4:06.371	34.843	29.086	109.0	12:26:39.923	17		1:47.869	43.297	34.798	29.774	191.1	12:34:08.383
18		1:45.290	41.001	34.385	29.904	213.4	12:28:25.213	18		1:44.767	40.344	34.984	29.439	226.4	12:35:53.150
19		1:43.166	40.280	34.629	28.257	222.2	12:30:08.379	19		1:50.641	45.167	34.957	30.517	240.0	12:37:43.791
20		1:41.562	38.986	34.004	28.572	226.4	12:31:49.941	20		1:45.542	40.737	34.710	30.095	234.7	12:39:29.333
21		1:42.022	39.150	34.263	28.609	227.8	12:33:31.963	21		1:45.838	41.155	35.064	29.619	220.8	12:41:15.171
22		1:43.505	39.387	35.520	28.598	221.7	12:35:15.468	22		1:56.410 P	40.305	34.596	41.509	237.3	12:43:11.581
23		1:47.625 P	39.197	34.479	33.949	225.0	12:37:03.093	23		4:02.507	2:56.517	35.942	30.048	97.8	12:47:14.088
24		3:19.004	2:16.145	34.362	28.497	115.1	12:40:22.097	24		1:47.871	43.045	35.087	29.739	189.4	12:49:01.959
25		1:42.858	39.148	34.841	28.869	225.0	12:42:04.955	25		1:58.682 P	41.011	35.290	42.381	231.7	12:51:00.641
26		1:44.518	41.381	34.723	28.414	227.3	12:43:49.473								
27		1:42.205	39.977	33.818	28.410	219.9	12:45:31.678								
28		1:42.709	39.315	34.287	29.107	219.9	12:47:14.387								
29		1:49.221 P	39.107	34.476	35.638	225.4	12:49:03.608								
30		2:57.146 P	1:41.288	36.875	38.983	113.8	12:52:00.754								





Circuito de Madrid Jarama - RACE

CER

Entrenamiento Libre

Tiempos Por Vuelta



415

Jeremy Faligand

PORSCHE 992 CUP

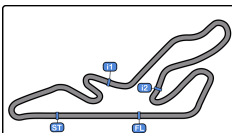
GT

Victor Bernier

FALIGAND JEREMY

Vta	D	Tiempo	Sector 1	Sector 2	Sector 3	T. Spd	Elapsed
1		11:53:04.841	11:51:48.359	42.300	34.182	85.2	11:53:04.841
2		1:52.224	45.794	36.932	29.498	169.8	11:54:57.065
3		1:47.731	43.447	35.895	28.389	142.2	11:56:44.796
4		1:39.259	38.373	33.307	27.579	218.6	11:58:24.055
5		2:04.901 P	43.956	40.721	40.224	203.7	12:00:28.956
6		4:01.050	3:00.045	33.354	27.651	130.1	12:04:30.006
7		1:38.939	37.871	33.774	27.294	220.4	12:06:08.945
8		1:38.328	37.421	33.890	27.017	246.0	12:07:47.273
9		1:37.537	37.284	33.476	26.777	233.7	12:09:24.810
10		1:42.362 P	37.187	31.887	33.288	225.0	12:11:07.172
11		6:26.273	5:22.389	34.647	29.237	92.0	12:17:33.445
12		1:43.086	39.930	34.112	29.044	247.1	12:19:16.531
13		2:08.462 P	39.256	36.400	52.506	204.9	12:21:24.693
14		3:51.844	2:48.559	34.200	29.085	102.2	12:25:16.537
15		1:42.675	39.375	34.505	28.795	221.7	12:26:59.212
16		1:41.562	38.656	34.281	28.625	241.6	12:28:40.774
17		1:42.267	38.847	34.266	29.154	243.7	12:30:23.041
18		1:41.249	38.321	33.844	29.084	244.8	12:32:04.290
19		1:41.727	40.067	33.504	28.156	238.4	12:33:46.017
20		1:39.378	38.083	33.070	28.225	250.5	12:35:25.395
21		1:40.167	38.196	33.731	28.240	247.1	12:37:05.562
22		1:40.201	38.120	33.703	28.378	236.8	12:38:45.763
23		1:39.842	38.400	33.131	28.311	246.0	12:40:25.605
24		1:39.887	38.808	32.927	28.152	219.5	12:42:05.492
25		1:40.156	38.219	32.921	29.016	250.0	12:43:45.648
26		1:40.142	38.457	32.965	28.720	245.4	12:45:25.790
27		1:41.462	39.403	33.466	28.593	247.7	12:47:07.252
28		1:41.417	38.537	33.746	29.134	234.7	12:48:48.669
29		1:41.320	39.269	33.740	28.311	240.5	12:50:29.989
30		1:59.387 P	44.614	37.032	37.741	183.9	12:52:29.376





Circuito de Madrid Jarama - RACE

CER

Entrenamiento Libre

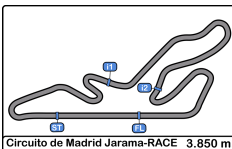
Mejores Sectores

Circuito de Madrid Jarama-RACE 3.850 m.



Sector - 1			Sector - 2			Sector - 3			Vta. Ideal vs Vta. Mejor			
Clas	B. Piloto	Tiempo	B. Piloto	Tiempo	B. Piloto	Tiempo	Clas	B. Piloto	Vta. Ideal	Vta. Mejor	Clas	
1	122 Barambio - Garcia	36.379	123 Agustin Sanabria Crespo	30.701	123 Agustin Sanabria Crespo	26.466	1	122 Barambio - Garcia	1:33.790	1:34.194	2	
2	123 Agustin Sanabria Crespo	36.650	122 Barambio - Garcia	30.790	122 Barambio - Garcia	26.621	2	123 Agustin Sanabria Crespo	1:33.817	1:33.875	1	
3	415 Faligand - Bernier	37.187	113 Vinyes - Font	30.964	415 Faligand - Bernier	26.777	3	113 Vinyes - Font	1:35.192	1:35.598	3	
4	113 Vinyes - Font	37.204	100 Pablo V. Bras Silvero	31.472	100 Pablo V. Bras Silvero	26.862	4	100 Pablo V. Bras Silvero	1:35.661	1:35.691	4	
5	100 Pablo V. Bras Silvero	37.327	415 Faligand - Bernier	31.887	113 Vinyes - Font	27.024	5	415 Faligand - Bernier	1:35.851	1:37.537	5	
6	112 Lourinho - Gomez	37.797	112 Lourinho - Gomez	32.061	112 Lourinho - Gomez	27.696	6	112 Lourinho - Gomez	1:37.554	1:37.923	6	
7	118 Fontes - Silvero	38.689	118 Fontes - Silvero	32.971	165 Marques - Gomez	28.257	7	118 Fontes - Silvero	1:40.167	1:40.167	7	
8	165 Marques - Gomez	38.986	125 Fuset - Mendieta	33.298	125 Fuset - Mendieta	28.407	8	125 Fuset - Mendieta	1:40.765	1:40.922	8	
9	125 Fuset - Mendieta	39.060	165 Marques - Gomez	33.818	118 Fontes - Silvero	28.507	9	165 Marques - Gomez	1:41.061	1:41.562	9	
10	191 Jean-Roch Piat	40.305	191 Jean-Roch Piat	34.596	191 Jean-Roch Piat	29.439	10	191 Jean-Roch Piat	1:44.340	1:44.767	10	
11	15 Gorostiza - Chillida	40.332	15 Gorostiza - Chillida	34.848	15 Gorostiza - Chillida	29.785	11	15 Gorostiza - Chillida	1:44.965	1:45.583	11	
12	81 Juan Carlos Arias	41.511	81 Juan Carlos Arias	35.835	81 Juan Carlos Arias	30.394	12	81 Juan Carlos Arias	1:47.740	1:47.912	12	
13	56 Javier Cicuendez Gallego	42.517	60 Josep Borrell Daniel	36.771	40 Jose Palomar Maroto	30.975	13	60 Josep Borrell Daniel	1:50.373	1:50.373	13	
14	60 Josep Borrell Daniel	42.538	40 Jose Palomar Maroto	36.845	60 Josep Borrell Daniel	31.064	14	56 Javier Cicuendez Gallego	1:50.655	1:50.977	15	
15	9 Albors - Lopez	42.793	56 Javier Cicuendez Gallego	36.977	9 Albors - Lopez	31.122	15	40 Jose Palomar Maroto	1:50.695	1:50.830	14	
16	40 Jose Palomar Maroto	42.875	9 Albors - Lopez	36.985	56 Javier Cicuendez Gallego	31.161	16	9 Albors - Lopez	1:50.900	1:51.149	16	
17	82 Hector Palacios Vazquez	43.284	82 Hector Palacios Vazquez	37.008	82 Hector Palacios Vazquez	31.180	17	82 Hector Palacios Vazquez	1:51.472	1:51.472	17	
18	41 Alejandro Iribas Estrada	43.328	41 Alejandro Iribas Estrada	37.754	41 Alejandro Iribas Estrada	31.749	18	41 Alejandro Iribas Estrada	1:52.831	1:53.072	18	
19	18 Lopez - Rodriguez	43.993	18 Lopez - Rodriguez	37.828	18 Lopez - Rodriguez	31.870	19	18 Lopez - Rodriguez	1:53.691	1:53.985	19	





Circuito de Madrid Jarama - RACE

CER

Entrenamiento Libre

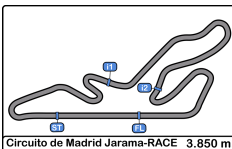
5 Mejores Tiempos



Circuito de Madrid Jarama-RACE 3.850 m.

Cl	B.	Equipo/Concursante	Piloto 1	Piloto 2	Vehiculo	Cat	Cl	Mejor 1		Mejor 2		Mejor 3		Mejor 4		Mejor 5	
								Tiempo	Vta	Tiempo	Vta	Tiempo	Vta	Tiempo	Vta	Tiempo	Vta
1	123	ESCUADERIA FARAON	Agustin Sanabria Crespo		RENAULT RS01	GT	1	1:33.875	6	1:34.728	4	1:35.482	22	1:35.576	5	1:35.632	18
2	122	ALEJANDRO BARAMBIO PERE	Alejandro Barambio Perea	Borja Garcia Menendez	PORCHE 992 CUP	GT	2	1:34.194	21	1:35.223	20	1:35.511	11	1:36.435	14	1:36.771	10
3	113	BAPORO MOTORSPORT	Joan Vinyes Dabad	Jaume Font Casas	PORSCHE 992 CUP	GT	3	1:35.598	20	1:36.305	19	1:36.712	14	1:36.748	29	1:36.868	21
4	100	ESCUADERIA FARAON	Pablo V. Bras Silvero		PORSCHE 992 CUP	GT	4	1:35.691	10	1:36.079	7	1:36.553	9	1:37.023	15	1:37.331	5
5	415	FALIGAND JEREMY	Jeremy Faligand	Victor Bernier	PORSCHE 992 CUP	GT	5	1:37.537	9	1:38.328	8	1:38.939	7	1:39.259	4	1:39.378	20
6	112	ESCUADERIA FARAON	Pedro M. Lourinho Bras	Miguel Gomez Guillen	PORSCHE 992 CUP	GT	6	1:37.923	3	1:38.373	11	1:38.463	10	1:38.971	19	1:39.036	13
7	118	ESCUADERIA FARAON	Alvaro Fontes Blanco	Pedro M. Silvero Castilla	FERRARI 488 Challenge EVO	GT	7	1:40.167	4	1:41.935	5	1:42.221	3	1:42.683	7	1:42.721	6
8	125	MOTOR CLUB SABADELL	Jordi Fuset Sala	Lorenzo Mendieta Sola	Porsche 718 GT4 RS Clubsport	CLASE 1	1	1:40.922	26	1:41.263	5	1:41.409	25	1:41.905	27	1:42.003	4
9	165	OUOOUOUECE	Pere Marques Vancells	Jose A. Gomez Gutierrez	LIGIER JS2R	CLASE 1	2	1:41.562	20	1:41.939	15	1:42.010	14	1:42.022	21	1:42.205	27
10	191	VELOSO MOTORSPORT	Jean-Roch Piat	JF	PORSCHE 991.1 GT3 CUP	GT	8	1:44.767	18	1:45.542	20	1:45.838	21	1:47.162	8	1:47.373	12
11	15	LURAUTO K.K.	Asier Gorostiza Telleria	JF Luis Chillida Belzunce	BMW M2 CS RACING	CLASE 2	1	1:45.583	19	1:45.627	18	1:45.817	17	1:45.884	23	1:46.628	22
12	81	SKUALO COMPETICION	Juan Carlos Arias		GINETTA G50 GT4	CLASE 2	2	1:47.912	16	1:48.406	22	1:48.812	15	1:48.900	10	1:48.948	24
13	60	MOTOR CLUB SABADELL	Josep Borrell Daniel		RENAULT CLIO CUP IV	D3	1	1:50.373	22	1:51.622	21	1:51.733	10	1:51.802	20	1:51.828	11
14	40	MOTOR CLUB SABADELL	Jose Palomar Maroto		RENAULT CLIO CUP IV	D3	2	1:50.830	19	1:50.980	20	1:51.270	22	1:51.902	21	1:51.934	15
15	56	MOTOR CLUB SABADELL	Javier Cicuendez Gallego		RENAULT CLIO CUP IV	D3	3	1:50.977	7	1:51.096	20	1:51.119	18	1:51.164	22	1:51.392	6
16	9	BALBOR MOTORSPORT C.A.	Jose Luis Albors Aleixandre	German Lopez Balboa	RENAULT CLIO CUP IV	D3	4	1:51.149	6	1:51.178	4	1:51.428	5	1:52.104	25	1:52.449	24
17	82	WUT 3 X SWANSOV	Hector Palacios Vazquez	JF	Mazda MX5 ND1	D4	1	1:51.472	14	1:52.932	11	1:53.399	20	1:53.865	24	1:53.941	9
18	41	OUOOUOUECE	Alejandro Iribas Estrada	JR	RENAULT CLIO CUP V	D4	2	1:53.072	21	1:53.147	20	1:53.159	22	1:53.285	9	1:53.566	10
19	18	C.D.PLEMAR SPORT	Jose Luis Lopez Valdivielso	JF Alvaro Rodriguez Sastre	RENAULT CLIO CUP IV	D3	5	1:53.985	3	1:55.498	19	1:55.702	17	1:55.967	23	1:56.032	20





Circuito de Madrid Jarama - RACE

CER

Entrenamiento Libre

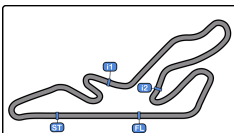
5 Mejores Velocidades



Top 1 Top 2 Top 3 Top 4 Top 5

Cl	B.	Equipo/Concursante	Piloto 1	Piloto 2	Vehiculo	Cat	Cl	Km/h	Vta	Km/h	Vta	Km/h	Vta	Km/h	Vta	Km/h	Vta	Avg
1	113	BAPORO MOTORSPORT	Joan Vinyes Dabad	Jaume Font Casas	PORSCHE 992 CUP	GT	1	254.1	23	251.7	21	251.7	22	251.1	30	251.1	31	251.9
2	122	ALEJANDRO BARAMBIO PERE	Alejandro Barambio Perea	Borja Garcia Menendez	PORCHE 992 CUP	GT	2	251.7	12	250.5	22	250.0	11	249.4	14	248.8	5	250.1
3	415	FALIGAND JEREMY	Jeremy Faligand	Victor Bernier	PORSCHE 992 CUP	GT	3	250.5	20	250.0	25	247.7	27	247.1	12	247.1	21	248.5
4	123	ESCUADERIA FARAON	Agustin Sanabria Crespo		RENAULT RS01	GT	4	247.7	18	247.1	16	246.5	5	246.5	24	244.8	26	246.5
5	118	ESCUADERIA FARAON	Alvaro Fontes Blanco	Pedro M. Silvero Castilla	FERRARI 488 Challenge EVO	GT	5	247.1	8	246.0	5	246.0	6	242.1	13	239.4	7	244.1
6	100	ESCUADERIA FARAON	Pablo V. Bras Silvero		PORSCHE 992 CUP	GT	6	244.3	8	243.7	10	243.2	18	242.6	11	242.1	7	243.2
7	112	ESCUADERIA FARAON	Pedro M. Lourinho Bras	Miguel Gomez Guillen	PORSCHE 992 CUP	GT	7	241.6	5	241.0	11	240.5	12	240.5	14	239.4	10	240.6
8	125	MOTOR CLUB SABADELL	Jordi Fuset Sala	Lorenzo Mendieta Sola	Porsche 718 GT4 RS Clubsport	CLASE 1	1	240.5	27	238.9	28	238.4	5	237.8	25	237.8	26	238.7
9	191	VELOSO MOTORSPORT	Jean-Roch Piat	JF	PORSCHE 991.1 GT3 CUP	GT	8	240.0	19	238.9	6	238.4	4	237.3	22	234.7	14	237.8
10	15	LURAUTO K.K.	Asier Gorostiza Telleria	JF Luis Chillida Belzunce	JF BMW M2 CS RACING	CLASE 2	1	232.2	22	231.7	19	230.7	23	229.2	21	227.8	20	230.3
11	165	OUWOUOUEOOUUW-CE	Pere Marques Vancells	Jose A. Gomez Gutierrez	LIGIER JS2R	CLASE 1	2	230.2	15	227.8	16	227.8	21	227.3	26	226.8	13	228.0
12	81	SKUALO COMPETICION	Juan Carlos Arias		GINETTA G50 GT4	CLASE 2	2	219.9	25	218.6	16	218.6	17	218.6	20	218.6	24	218.8
13	56	MOTOR CLUB SABADELL	Javier Cicuendez Gallego		RENAULT CLIO CUP IV	D3	1	207.6	22	207.2	23	206.8	17	205.3	18	205.3	25	206.5
14	82	WUT 3 XOSWASOCEVO	Hector Palacios Vazquez	JF	Mazda MX5 ND1	D4	1	205.7	21	203.3	23	202.6	12	201.1	14	200.7	15	202.7
15	9	BALBOR MOTORSPORT C.A.	Jose Luis Albors Aleixandre	German Lopez Balboa	RENAULT CLIO CUP IV	D3	2	204.5	19	203.7	17	203.3	20	203.0	27	202.6	4	203.4
16	40	MOTOR CLUB SABADELL	Jose Palomar Maroto		RENAULT CLIO CUP IV	D3	3	204.5	25	203.3	18	203.3	21	203.0	24	202.6	19	203.3
17	60	MOTOR CLUB SABADELL	Josep Borrell Daniel		RENAULT CLIO CUP IV	D3	4	204.1	24	202.2	12	202.2	23	201.8	22	201.4	8	202.4
18	41	OUWOUOUEOOUUW-CE	Alejandro Iribas Estrada	JR	RENAULT CLIO CUP V	D4	2	201.8	12	198.1	10	198.1	19	198.1	20	197.0	8	198.6
19	18	C.D.PLEMAR SPORT	Jose Luis Lopez Valdivielso	JF Alvaro Rodriguez Sastre	RENAULT CLIO CUP IV	D3	5	200.7	19	200.7	24	199.6	11	197.4	9	197.0	4	199.1





Circuito de Madrid Jarama - RACE

CER

Entrenamiento Libre

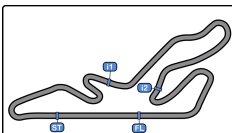
GYW YbWUJi YHJg FzdJXUg

Circuito de Madrid Jarama-RACE 3.850 m.



Vta	<cfU8 1J	HjYa dc GYgJ0b	B. Equipo/Concursante	Piloto 1	Piloto 2	Vehiculo	Cat	Tiempo	Km/h
2	11:54:12.215	4:12.215	191 VELOSO MOTORSPORT	Jean-Roch Piat	JF	PORSCHE 991.1 GT3 CUP	GT	1:53.822	121.7
2	11:54:13.377	4:13.377	122 ALEJANDRO BARAMBIO PEREA	Alejandro Barambio Perea	Borja Garcia Menendez	PORCHE 992 CUP	GT	1:46.292	130.3
2	11:54:42.474	4:42.474	118 ESCUDERIA FARAON	Alvaro Fontes Blanco	Pedro M. Silvero Castilla	FERRARI 488 Challenge EVO	GT	1:43.954	133.3
2	11:55:48.387	5:48.387	112 ESCUDERIA FARAON	Pedro M. Lourinho Bras	Miguel Gomez Guillen	PORSCHE 992 CUP	GT	1:42.842	134.7
3	11:55:54.989	5:54.989	122 ALEJANDRO BARAMBIO PEREA	Alejandro Barambio Perea	Borja Garcia Menendez	PORCHE 992 CUP	GT	1:41.612	136.4
2	11:56:24.173	6:24.173	123 ESCUDERIA FARAON	Agustin Sanabria Crespo		RENAULT RS01	GT	1:40.513	137.8
3	11:57:26.310	7:26.310	112 ESCUDERIA FARAON	Pedro M. Lourinho Bras	Miguel Gomez Guillen	PORSCHE 992 CUP	GT	1:37.923	141.5
4	11:57:32.872	7:32.872	122 ALEJANDRO BARAMBIO PEREA	Alejandro Barambio Perea	Borja Garcia Menendez	PORCHE 992 CUP	GT	1:37.883	141.5
3	11:58:01.094	8:01.094	123 ESCUDERIA FARAON	Agustin Sanabria Crespo		RENAULT RS01	GT	1:36.921	143.0
4	11:59:35.822	9:35.822	123 ESCUDERIA FARAON	Agustin Sanabria Crespo		RENAULT RS01	GT	1:34.728	146.3
6	12:02:45.273	12:45.273	123 ESCUDERIA FARAON	Agustin Sanabria Crespo		RENAULT RS01	GT	1:33.875	147.6





Circuito de Madrid Jarama - RACE

CER

Entrenamiento Libre

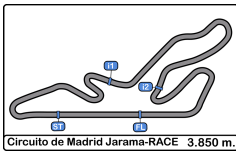
A Y'cf 'Azl ja UJYcWUX'XY'9j Ybtrc



Circuito de Madrid Jarama-RACE 3.850 m.

B.	Equipo/Concursante	Piloto 1	Piloto 2	Vehiculo	Cat	Km/h	GYgJOb
113	BAPORO MOTORSPORT	Joan Vinyes Dabad	Jaume Font Casas	PORSCHE 992 CUP	GT	254.1	Entrenamiento Libre
122	ALEJANDRO BARAMBIO PEREA	Alejandro Barambio Perea	Borja Garcia Menendez	PORCHE 992 CUP	GT	251.7	Entrenamiento Libre
415	FALIGAND JEREMY	Jeremy Faligand	Victor Bernier	PORSCHE 992 CUP	GT	250.5	Entrenamiento Libre
123	ESCUADERIA FARAON	Agustin Sanabria Crespo		RENAULT RS01	GT	247.7	Entrenamiento Libre
118	ESCUADERIA FARAON	Alvaro Fontes Blanco	Pedro M. Silvero Castilla	FERRARI 488 Challenge EVO	GT	247.1	Entrenamiento Libre
100	ESCUADERIA FARAON	Pablo V. Bras Silvero		PORSCHE 992 CUP	GT	244.3	Entrenamiento Libre
112	ESCUADERIA FARAON	Pedro M. Lourinho Bras	Miguel Gomez Guillen	PORSCHE 992 CUP	GT	241.6	Entrenamiento Libre
125	MOTOR CLUB SABADELL	Jordi Fuset Sala	Lorenzo Mendieta Sola	Porsche 718 GT4 RS Clubsport	CLASE 1	240.5	Entrenamiento Libre
191	VELOSO MOTORSPORT	Jean-Roch Piat	JF	PORSCHE 991.1 GT3 CUP	GT	240.0	Entrenamiento Libre
15	LURAUTO K.K.	Asier Gorostiza Telleria	JF	Luis Chillida Belzunce	JF	232.2	Entrenamiento Libre
165	OUOWOUCASO UÜW-CE	Pere Marques Vancells	Jose A. Gomez Gutierrez	LIGIER JS2R	CLASE 1	230.2	Entrenamiento Libre
81	SKUALO COMPETICION	Juan Carlos Arias		GINETTA G50 GT4	CLASE 2	219.9	Entrenamiento Libre
56	MOTOR CLUB SABADELL	Javier Cicuendez Gallego		RENAULT CLIO CUP IV	D3	207.6	Entrenamiento Libre
82	WUT 3 XOSWÁESOVÓ	Hector Palacios Vazquez	JF	Mazda MX5 ND1	D4	205.7	Entrenamiento Libre
9	BALBOR MOTORSPORT C.A.	Jose Luis Albors Aleixandre	German Lopez Balboa	RENAULT CLIO CUP IV	D3	204.5	Entrenamiento Libre
40	MOTOR CLUB SABADELL	Jose Palomar Maroto		RENAULT CLIO CUP IV	D3	204.5	Entrenamiento Libre
60	MOTOR CLUB SABADELL	Josep Borrell Daniel		RENAULT CLIO CUP IV	D3	204.1	Entrenamiento Libre
41	OUOWOUCASO UÜW-CE	Alejandro Iribas Estrada	JR	RENAULT CLIO CUP V	D4	201.8	Entrenamiento Libre
18	C.D.PEMAR SPORT	Jose Luis Lopez Valdivielso	JF	Alvaro Rodriguez Sastre	D3	200.7	Entrenamiento Libre





Circuito de Madrid Jarama - RACE

CER

Entrenamiento Libre

Tiempos Parada en Pit



9 Jose Luis Albors Aleixandre RENAULT CLIO CUP IV
D3 German Lopez Balboa BALBOR MOTORSPORT C.A.

B.	<cfU8#J	Tiempo	Tiempo Salida	Tiempo Box	T. Box Total	Handicap	Diff.
1	11:53:08.298	11:53:08.298	11:55:53.823	2:45.525	2:45.525		
2	12:07:52.204	12:07:52.204	12:09:54.882	2:02.678	4:48.203		
3	12:12:08.304	12:12:08.304	12:12:34.153	25.849	5:14.052		
4	12:22:36.874	12:22:36.874	12:24:43.576	2:06.702	7:20.754		
5	12:42:13.192	12:42:13.192	12:44:08.484	1:55.292	9:16.046		

15 Asier Gorostiza Telleria BMW M2 CS RACING
CLASE 2 Luis Chillida Belzunce LURAUTO K.K.

B.	<cfU8#J	Tiempo	Tiempo Salida	Tiempo Box	T. Box Total	Handicap	Diff.
1	12:16:18.763	12:16:18.763	12:18:26.455	2:07.692	2:07.692		

18 Jose Luis Lopez Valdivielso RENAULT CLIO CUP IV
D3 Alvaro Rodriguez Sastre C.D.PLEMAR SPORT

B.	<cfU8#J	Tiempo	Tiempo Salida	Tiempo Box	T. Box Total	Handicap	Diff.
1	11:58:44.529	11:58:44.529	12:05:20.689	6:36.160	6:36.160		

40 Jose Palomar Maroto RENAULT CLIO CUP IV
D3 MOTOR CLUB SABADELL

B.	<cfU8#J	Tiempo	Tiempo Salida	Tiempo Box	T. Box Total	Handicap	Diff.
1	11:55:19.695	11:55:19.695	12:03:16.189	7:56.494	7:56.494		
2	12:24:41.585	12:24:41.585	12:26:19.931	1:38.346	9:34.840		

41 Alejandro Iribas Estrada RENAULT CLIO CUP V
D4

B.	<cfU8#J	Tiempo	Tiempo Salida	Tiempo Box	T. Box Total	Handicap	Diff.
1	12:00:22.702	12:00:22.702	12:02:25.179	2:02.477	2:02.477		
2	12:21:53.137	12:21:53.137	12:27:34.177	5:41.040	7:43.517		

56 Javier Cicuendez Gallego RENAULT CLIO CUP IV
D3 MOTOR CLUB SABADELL

B.	<cfU8#J	Tiempo	Tiempo Salida	Tiempo Box	T. Box Total	Handicap	Diff.
1	11:55:17.487	11:55:17.487	12:03:01.601	7:44.114	7:44.114		
2	12:14:30.124	12:14:30.124	12:16:20.889	1:50.765	9:34.879		
3	12:48:55.426	12:48:55.426	12:49:21.577	26.151	10:01.030		

60 Josep Borrell Daniel RENAULT CLIO CUP IV
D3 MOTOR CLUB SABADELL

B.	<cfU8#J	Tiempo	Tiempo Salida	Tiempo Box	T. Box Total	Handicap	Diff.
1	11:59:25.571	11:59:25.571	12:00:16.876	51.305	51.305		
2	12:17:48.963	12:17:48.963	12:19:10.908	1:21.945	2:13.250		
3	12:23:32.186	12:23:32.186	12:25:05.072	1:32.886	3:46.136		

81 Juan Carlos Arias GINETTA G50 GT4
CLASE 2 SKUALO COMPETICION

B.	<cfU8#J	Tiempo	Tiempo Salida	Tiempo Box	T. Box Total	Handicap	Diff.
1	12:08:05.510	12:08:05.510	12:10:25.222	2:19.712	2:19.712		
2	12:21:56.611	12:21:56.611	12:24:05.615	2:09.004	4:28.716		
3	12:33:22.858	12:33:22.858	12:35:06.784	1:43.926	6:12.642		

113 Joan Vinyes Dabad PORSCHE 992 CUP
GT Jaume Font Casas BAPORO MOTORSPORT

B.	<cfU8#J	Tiempo	Tiempo Salida	Tiempo Box	T. Box Total	Handicap	Diff.
1	12:16:41.445	12:16:41.445	12:19:19.608	2:38.163	2:38.163		
2	12:35:28.984	12:35:28.984	12:38:52.026	3:23.042	6:01.205		

118 Alvaro Fontes Blanco FERRARI 488 Challenge EVO
GT Pedro M. Silvero Castilla ESCUDERIA FARAON

B.	<cfU8#J	Tiempo	Tiempo Salida	Tiempo Box	T. Box Total	Handicap	Diff.
1	12:05:03.470	12:05:03.470	12:10:48.793	5:45.323	5:45.323		
2	12:21:11.984	12:21:11.984	12:23:27.323	2:15.339	8:00.662		

122 Alejandro Barambio Perea PORSCHE 992 CUP
GT Borja Garcia Menendez ALEJANDRO BARAMBIO PEREA

B.	<cfU8#J	Tiempo	Tiempo Salida	Tiempo Box	T. Box Total	Handicap	Diff.
1	12:02:35.214	12:02:35.214	12:05:53.969	3:18.755	3:18.755		
2	12:21:49.044	12:21:49.044	12:24:52.837	3:03.793	6:22.548		
3	12:34:35.437	12:34:35.437	12:37:06.542	2:31.105	8:53.653		

123 Agustin Sanabria Crespo RENAULT RS01
GT ESCUDERIA FARAON

B.	<cfU8#J	Tiempo	Tiempo Salida	Tiempo Box	T. Box Total	Handicap	Diff.
1	12:04:36.568	12:04:36.568	12:11:49.018	7:12.450	7:12.450		
2	12:22:12.304	12:22:12.304	12:25:18.824	3:06.520	10:18.970		
3	12:35:11.029	12:35:11.029	12:39:47.052	4:36.023	14:54.993		

125 Jordi Fuset Sala Porsche 718 GT4 RS Clubsport
CLASE 1 Lorenzo Mendieta Sola MOTOR CLUB SABADELL

B.	<cfU8#J	Tiempo	Tiempo Salida	Tiempo Box	T. Box Total	Handicap	Diff.
1	12:01:20.651	12:01:20.651	12:05:39.847	4:19.196	4:19.196		
2	12:22:53.729	12:22:53.729	12:26:31.542	3:37.813	7:57.009		
3	12:41:12.934	12:41:12.934	12:43:02.167	1:49.233	9:46.242		

165 Pere Marques Vancells LIGIER JS2R
CLASE 1 Jose A. Gomez Gutierrez

B.	<cfU8#J	Tiempo	Tiempo Salida	Tiempo Box	T. Box Total	Handicap	Diff.
1	12:05:14.786	12:05:14.786	12:07:11.425	1:56.639	1:56.639		
2	12:21:24.065	12:21:24.065	12:24:57.391	3:33.326	5:29.965		
3	12:37:00.041	12:37:00.041	12:38:41.617	1:41.576	7:11.541		
4	12:49:00.419	12:49:00.419	12:50:06.508	1:06.089	8:17.630		

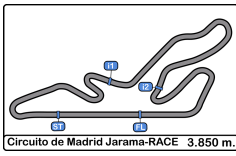
191 Jean-Roch Piat PORSCHE 991.1 GT3 CUP
GT VELOSO MOTORSPORT

B.	<cfU8#J	Tiempo	Tiempo Salida	Tiempo Box	T. Box Total	Handicap	Diff.
1	12:01:34.621	12:01:34.621	12:03:36.637	2:02.016	2:02.016		
2	12:10:59.807	12:10:59.807	12:12:24.862	1:25.055	3:27.071		
3	12:25:04.522	12:25:04.522	12:28:38.029	3:33.507	7:00.578		
4	12:43:06.940	12:43:06.940	12:45:24.748	2:17.808	9:18.386		

415 Jeremy Faligand PORSCHE 992 CUP
GT Victor Bernier FALIGAND JEREMY

B.	<cfU8#J	Tiempo	Tiempo Salida	Tiempo Box	T. Box Total	Handicap	Diff.
1	12:00:24.168	12:00:24.168	12:02:54.097	2:29.929	2:29.929		
2	12:11:04.264	12:11:04.264	12:15:48.365	4:44.101	7:14.030		
3	12:21:20.892	12:21:20.892	12:23:35.015	2:14.123	9:28.153		





Circuito de Madrid Jarama - RACE

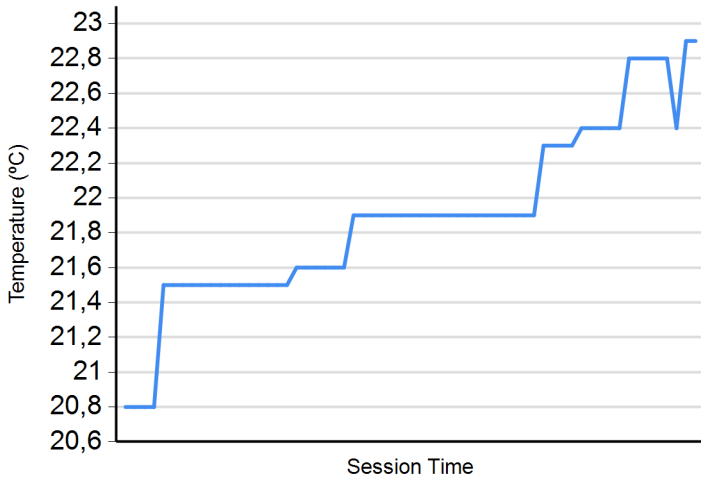
CER

Entrenamiento Libre

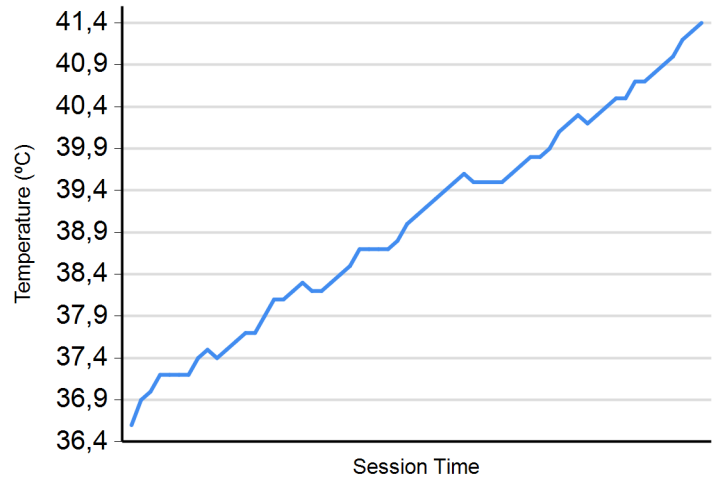
02/06/2016 10:00



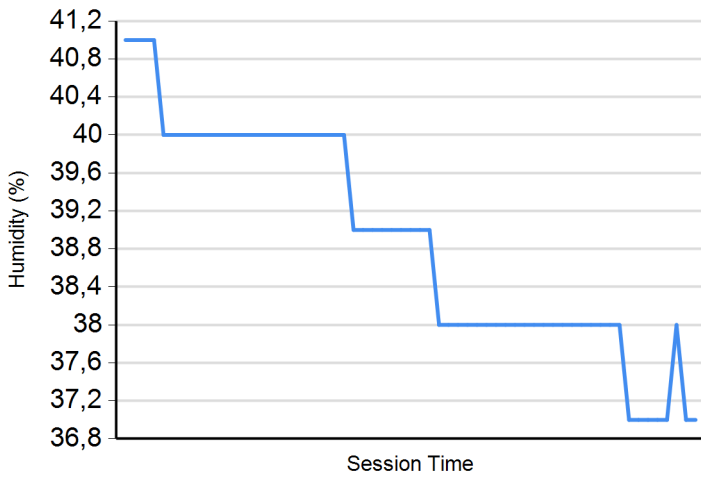
Temperatura Aire



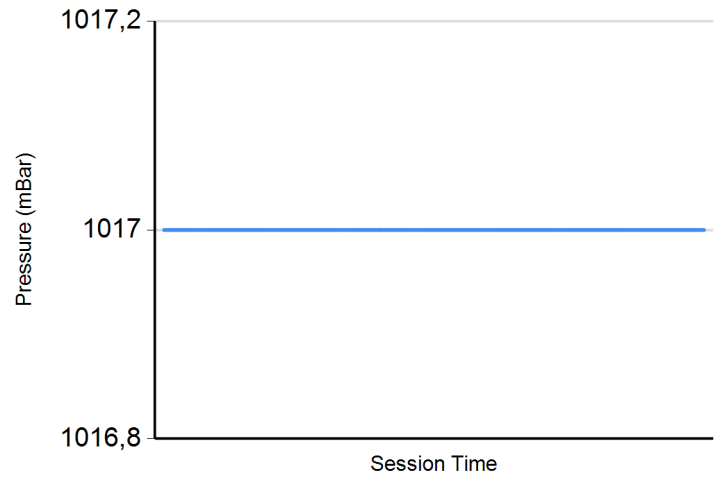
Temperatura Pista



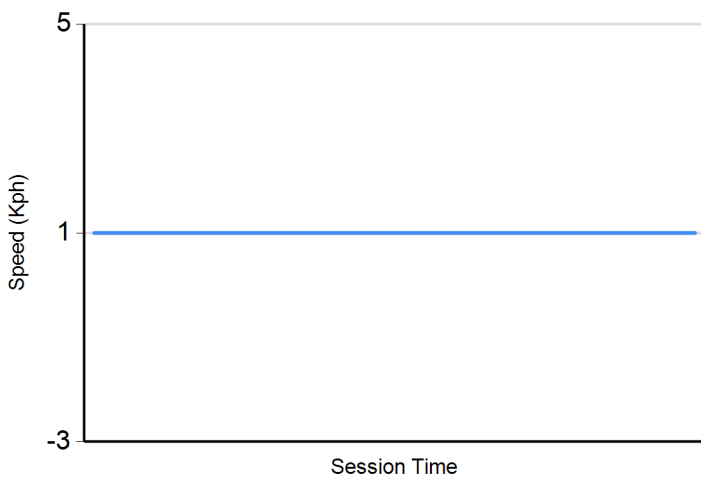
Humedad



Presión



Velocidad Viento



Dirección Viento

Norte = 0°/360° Este = 90° Sur = 180° Oeste = 270°

