

# Circuito de Madrid Jarama - RACE

CER

## Cronometrados 2

### Resultados Provisionales



Circuito de Madrid Jarama-RACE 3.850 m.

Cls	B.	Equipo/Concursante	Piloto 1	Piloto 2	Vehiculo	Cat	Cls	Vtas.	Mejor	Tiempo	Δ%	Interval	Km/h	
1	122	ALEJANDRO BARAMBIO PEREA	Alejandro Barambio Perea	Borja Garcia Menendez	PORCHE 992 CUP	GT	1	7	4	1:33.198			148.7	
2	415	FALIGAND JEREMY	Jeremy Faligand	Victor Bernier	PORSCHE 992 CUP	GT	2	5	4	1:33.667	0.469	0.469	147.9	
3	123	ESCUADERIA FARAON	Agustin Sanabria Crespo		RENAULT RS01	GT	3	11	6	1:34.314	1.116	0.647	146.9	
4	113	BAPORO MOTORSPORT	Joan Vinyes Dabad	Jaume Font Casas	PORSCHE 992 CUP	GT	4	5	4	1:34.490	1.292	0.176	146.6	
5	100	ESCUADERIA FARAON	Pablo V. Bras Silvero		PORSCHE 992 CUP	GT	5	7	7	1:35.130	1.932	0.640	145.6	
6	125	MOTOR CLUB SABADELL	Jordi Fuset Sala	Lorenzo Mendieta Sola	Porsche 718 GT4 RS Clubsport	CLASE 1	1	8	7	1:39.630	6.432	4.500	139.1	
7	112	ESCUADERIA FARAON	Pedro M. Lourinho Bras	Miguel Gomez Guillen	PORSCHE 992 CUP	GT	6	3	2	1:40.205	7.007	0.575	138.3	
8	191	VELOSO MOTORSPORT	Jean-Roch Piat	JF	PORSCHE 991.1 GT3 CUP	GT	7	7	4	1:40.643	7.445	0.438	137.7	
9	165	OUOWOUCASOUUW-CE	Pere Marques Vancells	Jose A. Gomez Gutierrez	LIGIER JS2R	CLASE 1	2	5	4	1:42.340	9.142	1.697	135.4	
10	118	ESCUADERIA FARAON	Alvaro Fontes Blanco	Pedro M. Silvero Castilla	FERRARI 488 Challenge EVO	GT	8	7	3	1:43.707	10.509	1.367	133.6	
11	15	LURAUTO K.K.	Asier Gorostiza Telleria	JF	Luis Chillida Belzunce	JF	CLASE 2	1	7	3	1:45.214	12.016	1.507	131.7
12	81	SKUALO COMPETICION	Juan Carlos Arias		GINETTA G50 GT4	CLASE 2	2	7	5	1:45.604	12.406	0.390	131.2	
13	56	MOTOR CLUB SABADELL	Javier Cicuendez Gallego		RENAULT CLIO CUP IV	D3	1	8	4	1:49.644	16.446	4.040	126.4	
14	18	C.D.PLEMAR SPORT	Jose Luis Lopez Valdivielso	JF	Alvaro Rodriguez Sastre	D3	2	10	4	1:50.849	17.651	1.205	125.0	
15	60	MOTOR CLUB SABADELL	Josep Borrell Daniel		RENAULT CLIO CUP IV	D3	3	5	4	1:50.924	17.726	0.075	124.9	
16	40	MOTOR CLUB SABADELL	Jose Palomar Maroto		RENAULT CLIO CUP IV	D3	4	4	2	1:51.217	18.019	0.293	124.6	
17	9	BALBOR MOTORSPORT C.A.	Jose Luis Albors Aleixandre	German Lopez Balboa	RENAULT CLIO CUP IV	D3	5	7	3	1:51.617	18.419	0.400	124.1	
18	41	OUOWOUCASOUUW-CE	Alejandro Iribas Estrada	JR	RENAULT CLIO CUP V	D4	1	7	3	1:52.474	19.276	0.857	123.2	
19	82	WUT 3 XASWASOCEVO	Hector Palacios Vazquez	JF	Mazda MX5 ND1	D4	2	4	3	1:53.602	20.404	1.128	122.0	

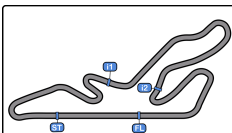
Publicado a las:.....

Temp Pista: ' ' ' '7 Temp Aire: & " ' '7 Humedad: 26 % Estado Pista: SECA

Director Carrera:

Cronometrador:





# Circuito de Madrid Jarama - RACE

CER

## Cronometrados 2

F Ygi `HUXcg'Dfc j ]g]cbUYg'dcf '7 UH[ cf.1J



GT													
Cls	B.	Equipo/Concursante	Piloto 1	Piloto 2	Vehiculo	Cat	Cls	Vtas.	Mejor	Tiempo	81Z%	Interval	Km/h
1	122	ALEJANDRO BARAMBIO PEREA	Alejandro Barambio Perea	Borja Garcia Menendez	PORCHE 992 CUP	GT	1	7	4	1:33.198			148.7
2	415	FALIGAND JEREMY	Jeremy Faligand	Victor Bernier	PORSCHE 992 CUP	GT	2	5	4	1:33.667	0.469	0.469	147.9
3	123	ESCUADERIA FARAON	Agustin Sanabria Crespo		RENAULT RS01	GT	3	11	6	1:34.314	1.116	0.647	146.9
4	113	BAPORO MOTORSPORT	Joan Vinyes Dabad	Jaume Font Casas	PORSCHE 992 CUP	GT	4	5	4	1:34.490	1.292	0.176	146.6
5	100	ESCUADERIA FARAON	Pablo V. Bras Silvero		PORSCHE 992 CUP	GT	5	7	7	1:35.130	1.932	0.640	145.6
6	112	ESCUADERIA FARAON	Pedro M. Lourinho Bras	Miguel Gomez Guillen	PORSCHE 992 CUP	GT	6	3	2	1:40.205	7.007	5.075	138.3
7	191	VELOSO MOTORSPORT	Jean-Roch Piat	JF	PORSCHE 991.1 GT3 CUP	GT	7	7	4	1:40.643	7.445	0.438	137.7
8	118	ESCUADERIA FARAON	Alvaro Fontes Blanco	Pedro M. Silvero Castilla	FERRARI 488 Challenge EVO	GT	8	7	3	1:43.707	10.509	3.064	133.6

CLASE 1													
Cls	B.	Equipo/Concursante	Piloto 1	Piloto 2	Vehiculo	Cat	Cls	Vtas.	Mejor	Tiempo	81Z%	Interval	Km/h
1	125	MOTOR CLUB SABADELL	Jordi Fuset Sala	Lorenzo Mendieta Sola	Porsche 718 GT4 RS Clubsport	CLASE 1	1	8	7	1:39.630			139.1
2	165	MOTOR CLUB SABADELL	Pere Marques Vancells	Jose A. Gomez Gutierrez	LIGIER JS2R	CLASE 1	2	5	4	1:42.340	2.710	2.710	135.4

CLASE 2													
Cls	B.	Equipo/Concursante	Piloto 1	Piloto 2	Vehiculo	Cat	Cls	Vtas.	Mejor	Tiempo	81Z%	Interval	Km/h
1	15	LURAUTO K.K.	Asier Gorostiza Telleria	JF	Luis Chillida Belzunce	JF	CLASE 2	1	7	3	1:45.214		131.7
2	81	SKUALO COMPETICION	Juan Carlos Arias		GINETTA G50 GT4	CLASE 2	2	7	5	1:45.604	0.390	0.390	131.2

D3														
Cls	B.	Equipo/Concursante	Piloto 1	Piloto 2	Vehiculo	Cat	Cls	Vtas.	Mejor	Tiempo	81Z%	Interval	Km/h	
1	56	MOTOR CLUB SABADELL	Javier Cicuendez Gallego		RENAULT CLIO CUP IV	D3	1	8	4	1:49.644			126.4	
2	18	C.D.PLEMAR SPORT	Jose Luis Lopez Valdivielso	JF	Alvaro Rodriguez Sastre	RENAULT CLIO CUP IV	D3	2	10	4	1:50.849	1.205	1.205	125.0
3	60	MOTOR CLUB SABADELL	Josep Borrell Daniel		RENAULT CLIO CUP IV	D3	3	5	4	1:50.924	1.280	0.075	124.9	
4	40	MOTOR CLUB SABADELL	Jose Palomar Maroto		RENAULT CLIO CUP IV	D3	4	4	2	1:51.217	1.573	0.293	124.6	
5	9	BALBOR MOTORSPORT C.A.	Jose Luis Albors Aleixandre	German Lopez Balboa	RENAULT CLIO CUP IV	D3	5	7	3	1:51.617	1.973	0.400	124.1	

D4													
Cls	B.	Equipo/Concursante	Piloto 1	Piloto 2	Vehiculo	Cat	Cls	Vtas.	Mejor	Tiempo	81Z%	Interval	Km/h
1	41	MOTOR CLUB SABADELL	Alejandro Iribas Estrada	JR	RENAULT CLIO CUP V	D4	1	7	3	1:52.474			123.2
2	82	MOTOR CLUB SABADELL	Hector Palacios Vazquez	JF	Mazda MX5 ND1	D4	2	4	3	1:53.602	1.128	1.128	122.0

Publicado a las:.....

Temp Pista: ' ' ' ' 57 Temp Aire: &+ " ' 57 Humedad: 26 % Estado Pista: SECA

Director Carrera:	Cronometrador:
-------------------	----------------







# Circuito de Madrid Jarama - RACE

CER

Cronometrados 2

Tiempos Por Vuelta



<b>113</b>	Joan Vinyes Dabad	PORSCHE 992 CUP	<b>165</b>	Pere Marques Vancells	LIGIER JS2R										
GT	Jaume Font Casas	BAPORO MOTORSPORT	CLASE 1	Jose A. Gomez Gutierrez	VELOSO MOTORSPORT										
Vta	D	Tiempo	Sector 1	Sector 2	Sector 3	T. Spd	Elapsed	Vta	D	Tiempo	Sector 1	Sector 2	Sector 3	T. Spd	Elapsed
1		17:03:54.251	17:02:51.633	33.588	29.030	93.4	17:03:54.251	1		16:59:59.557	16:58:53.329	35.761	30.467	102.9	16:59:59.557
2		1:36.343	37.406	31.462	27.475	246.5	17:05:30.594	2		1:43.731	39.348	35.101	29.282	223.6	17:01:43.288
3		1:35.022	<b>36.893</b>	31.365	26.764	251.1	17:07:05.616	3		1:44.140	<b>39.163</b>	36.121	<b>28.856</b>	228.8	17:03:27.428
4		<b>1:34.490</b>	36.915	<b>30.853</b>	<b>26.722</b>	248.8	17:08:40.106	4		<b>1:42.340</b>	39.305	<b>34.092</b>	28.943	227.8	17:05:09.768
5		1:53.642 P	40.919	34.259	38.464	250.5	17:10:33.748	5		1:54.287 P	40.199	34.677	39.411	223.1	17:07:04.055

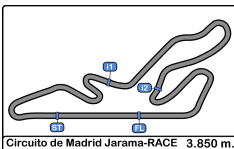
<b>118</b>	Alvaro Fontes Blanco	FERRARI 488 Challenge EVO	<b>191</b>	Jean-Roch Piat	PORSCHE 991.1 GT3 CUP										
GT	Pedro M. Silvero Castilla	ESCUDERIA FARAON	GT		VELOSO MOTORSPORT										
Vta	D	Tiempo	Sector 1	Sector 2	Sector 3	T. Spd	Elapsed	Vta	D	Tiempo	Sector 1	Sector 2	Sector 3	T. Spd	Elapsed
1		16:59:44.681	16:58:37.080	37.288	30.313	108.0	16:59:44.681	1		16:59:33.894	16:58:29.058	35.703	29.133	111.3	16:59:33.894
2		1:46.903	40.427	36.475	30.001	237.3	17:01:31.584	2		1:42.362	39.690	34.005	28.667	242.6	17:01:16.256
3		<b>1:43.707</b>	<b>39.560</b>	<b>34.770</b>	29.377	246.0	17:03:15.291	3		1:41.231	38.988	33.465	28.778	237.8	17:02:57.487
4		1:45.062	40.662	35.083	<b>29.317</b>	238.4	17:05:00.353	4		<b>1:40.643</b>	<b>38.902</b>	<b>33.461</b>	<b>28.280</b>	235.2	17:04:38.130
5		1:45.873	40.783	35.527	29.563	231.7	17:06:46.226	5		1:44.129	39.608	34.567	29.954	234.2	17:06:22.259
6		1:46.585	40.656	35.781	30.148	231.7	17:08:32.811	6		1:41.834	39.137	33.557	29.140	236.3	17:08:04.093
7		2:13.594 P	43.982	42.847	46.765	202.2	17:10:46.405	7		2:48.952 P	39.198	34.089	1:35.665	239.4	17:10:53.045

<b>122</b>	Alejandro Barambio Perea	PORSCHE 992 CUP	<b>415</b>	Jeremy Faligand	PORSCHE 992 CUP										
GT	Borja Garcia Menendez	ALEJANDRO BARAMBIO PEREA	GT	Victor Bernier	FALIGAND JEREMY										
Vta	D	Tiempo	Sector 1	Sector 2	Sector 3	T. Spd	Elapsed	Vta	D	Tiempo	Sector 1	Sector 2	Sector 3	T. Spd	Elapsed
1		16:59:22.919	16:58:22.713	32.651	27.555	97.2	16:59:22.919	1		16:58:59.913	16:57:53.607	36.726	29.580	72.2	16:58:59.913
2		1:35.803	36.642	31.833	27.328	246.5	17:00:58.722	2		1:34.283	36.726	31.183	<b>26.374</b>	246.5	17:00:34.196
3		1:33.888	36.856	30.811	<b>26.221</b>	243.7	17:02:32.610	3		1:52.187	40.113	40.627	31.447	251.1	17:02:26.383
4		<b>1:33.198</b>	<b>36.172</b>	30.572	26.454	249.4	17:04:05.808	4		<b>1:33.667</b>	36.345	<b>30.863</b>	26.459	245.4	17:04:00.050
5		1:53.842	40.791	45.518	27.533	227.8	17:05:59.650	5		1:47.871 P	<b>36.095</b>	36.931	34.845	254.1	17:05:47.921
6		1:48.557	43.899	37.137	27.521	242.6	17:07:48.207								
7		1:54.670 P	36.832	<b>30.562</b>	47.276	250.5	17:09:42.877								

<b>123</b>	Agustin Sanabria Crespo	RENAULT RS01					
GT		ESCUDERIA FARAON					
Vta	D	Tiempo	Sector 1	Sector 2	Sector 3	T. Spd	Elapsed
1		17:00:11.339	16:59:00.588	36.643	34.108	99.6	17:00:11.339
2		1:35.444	37.269	31.139	27.036	240.0	17:01:46.783
3		1:35.242	<b>36.600</b>	31.958	26.684	245.4	17:03:22.025
4		2:36.499	49.887	58.419	48.193	244.3	17:05:58.524
5		1:34.733	37.057	31.002	26.674	239.4	17:07:33.257
6		<b>1:34.314</b>	36.904	<b>30.861</b>	<b>26.549</b>	242.6	17:09:07.571
7		1:35.309	36.802	31.036	27.471	242.1	17:10:42.880
8		1:55.961	45.090	40.119	30.752	178.2	17:12:38.841
9		1:35.677	37.506	31.389	26.782	240.5	17:14:14.518
10		1:34.413	36.856	30.880	26.677	242.1	17:15:48.931
11		2:09.502 P	44.261	40.366	44.875	185.2	17:17:58.433

<b>125</b>	Jordi Fuset Sala	Porsche 718 GT4 RS Clubsport					
CLASE 1	Lorenzo Mendieta Sola	MOTOR CLUB SABADELL					
Vta	D	Tiempo	Sector 1	Sector 2	Sector 3	T. Spd	Elapsed
1		16:59:46.637	16:58:44.146	33.700	28.791	108.6	16:59:46.637
2		1:42.437	38.825	34.966	28.646	238.4	17:01:29.074
3		1:40.440	<b>38.650</b>	33.531	<b>28.259</b>	237.3	17:03:09.514
4		1:40.162	38.860	32.807	28.495	237.8	17:04:49.676
5		1:51.012 P	38.931	34.367	37.714	230.2	17:06:40.688
6		3:10.495	2:04.493	37.312	28.690	111.2	17:09:51.183
7		<b>1:39.630</b>	38.785	<b>32.545</b>	28.300	238.4	17:11:30.813
8		2:04.961 P	44.084	42.577	38.300	186.8	17:13:35.774





# Circuito de Madrid Jarama - RACE

CER

## Cronometrados 2

### Mejores Sectores

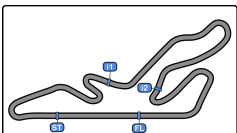


Circuito de Madrid Jarama-RACE 3.850 m.

Sector - 1			Sector - 2			Sector - 3			Vta. Ideal vs Vta. Mejor			
Clas	B. Piloto	Tiempo	B. Piloto	Tiempo	B. Piloto	Tiempo	Clas	B. Piloto	Vta. Ideal	Vta. Mejor	Clas	
1	<b>415</b> Faligand - Bernier	36.095	<b>122</b> Barambio - Garcia	30.562	<b>122</b> Barambio - Garcia	26.221	<b>1</b>	<b>122</b> Barambio - Garcia	<b>1:32.955</b>	<b>1:33.198</b>	<b>1</b>	
2	<b>122</b> Barambio - Garcia	36.172	<b>113</b> Vinyes - Font	30.853	<b>415</b> Faligand - Bernier	26.374	<b>2</b>	<b>415</b> Faligand - Bernier	<b>1:33.332</b>	<b>1:33.667</b>	<b>2</b>	
3	<b>123</b> Agustin Sanabria Crespo	36.600	<b>123</b> Agustin Sanabria Crespo	30.861	<b>123</b> Agustin Sanabria Crespo	26.549	<b>3</b>	<b>123</b> Agustin Sanabria Crespo	<b>1:34.010</b>	<b>1:34.314</b>	<b>3</b>	
4	<b>113</b> Vinyes - Font	36.893	<b>415</b> Faligand - Bernier	30.863	<b>113</b> Vinyes - Font	26.722	<b>4</b>	<b>113</b> Vinyes - Font	<b>1:34.468</b>	<b>1:34.490</b>	<b>4</b>	
5	<b>100</b> Pablo V. Bras Silvero	36.953	<b>125</b> Fuset - Mendieta	32.545	<b>125</b> Fuset - Mendieta	28.259	<b>5</b>	<b>125</b> Fuset - Mendieta	<b>1:39.454</b>	<b>1:39.630</b>	<b>6</b>	
6	<b>125</b> Fuset - Mendieta	38.650	<b>100</b> Pablo V. Bras Silvero	33.025	<b>191</b> Jean-Roch Piat	28.280	<b>6</b>	<b>100</b> Pablo V. Bras Silvero	<b>1:39.607</b>	<b>1:35.130</b>	<b>5</b>	
7	<b>112</b> Lourinho - Gomez	38.803	<b>191</b> Jean-Roch Piat	33.461	<b>165</b> Marques - Gomez	28.856	<b>7</b>	<b>191</b> Jean-Roch Piat	<b>1:40.643</b>	<b>1:40.643</b>	<b>8</b>	
8	<b>191</b> Jean-Roch Piat	38.902	<b>112</b> Lourinho - Gomez	33.986	<b>118</b> Fontes - Silvero	29.317	<b>8</b>	<b>165</b> Marques - Gomez	<b>1:42.111</b>	<b>1:42.340</b>	<b>9</b>	
9	<b>165</b> Marques - Gomez	39.163	<b>165</b> Marques - Gomez	34.092	<b>100</b> Pablo V. Bras Silvero	29.629	<b>9</b>	<b>112</b> Lourinho - Gomez	<b>1:42.592</b>	<b>1:40.205</b>	<b>7</b>	
10	<b>118</b> Fontes - Silvero	39.560	<b>15</b> Gorostiza - Chillida	34.764	<b>15</b> Gorostiza - Chillida	29.647	<b>10</b>	<b>118</b> Fontes - Silvero	<b>1:43.647</b>	<b>1:43.707</b>	<b>10</b>	
11	<b>81</b> Juan Carlos Arias	40.525	<b>118</b> Fontes - Silvero	34.770	<b>81</b> Juan Carlos Arias	29.660	<b>11</b>	<b>15</b> Gorostiza - Chillida	<b>1:45.049</b>	<b>1:45.214</b>	<b>11</b>	
12	<b>15</b> Gorostiza - Chillida	40.638	<b>81</b> Juan Carlos Arias	35.419	<b>112</b> Lourinho - Gomez	29.803	<b>12</b>	<b>81</b> Juan Carlos Arias	<b>1:45.604</b>	<b>1:45.604</b>	<b>12</b>	
13	<b>56</b> Javier Cicuendez Gallego	41.958	<b>56</b> Javier Cicuendez Gallego	36.792	<b>56</b> Javier Cicuendez Gallego	30.894	<b>13</b>	<b>56</b> Javier Cicuendez Gallego	<b>1:49.644</b>	<b>1:49.644</b>	<b>13</b>	
14	<b>18</b> Lopez - Rodriguez	42.644	<b>18</b> Lopez - Rodriguez	36.792	<b>60</b> Josep Borrell Daniel	31.081	<b>14</b>	<b>18</b> Lopez - Rodriguez	<b>1:50.586</b>	<b>1:50.849</b>	<b>14</b>	
15	<b>40</b> Jose Palomar Maroto	42.707	<b>40</b> Jose Palomar Maroto	37.066	<b>18</b> Lopez - Rodriguez	31.150	<b>15</b>	<b>60</b> Josep Borrell Daniel	<b>1:50.924</b>	<b>1:50.924</b>	<b>15</b>	
16	<b>60</b> Josep Borrell Daniel	42.731	<b>9</b> Albors - Lopez	37.110	<b>40</b> Jose Palomar Maroto	31.283	<b>16</b>	<b>40</b> Jose Palomar Maroto	<b>1:51.056</b>	<b>1:51.217</b>	<b>16</b>	
17	<b>9</b> Albors - Lopez	42.878	<b>60</b> Josep Borrell Daniel	37.112	<b>9</b> Albors - Lopez	31.627	<b>17</b>	<b>9</b> Albors - Lopez	<b>1:51.615</b>	<b>1:51.617</b>	<b>17</b>	
18	<b>41</b> Alejandro Iribas Estrada	43.046	<b>41</b> Alejandro Iribas Estrada	37.604	<b>41</b> Alejandro Iribas Estrada	31.677	<b>18</b>	<b>41</b> Alejandro Iribas Estrada	<b>1:52.327</b>	<b>1:52.474</b>	<b>18</b>	
19	<b>82</b> Hector Palacios Vazquez	43.698	<b>82</b> Hector Palacios Vazquez	38.102	<b>82</b> Hector Palacios Vazquez	31.802	<b>19</b>	<b>82</b> Hector Palacios Vazquez	<b>1:53.602</b>	<b>1:53.602</b>	<b>19</b>	







# Circuito de Madrid Jarama - RACE

CER

## Cronometrados 2

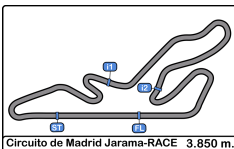
### 5 Mejores Velocidades



Circuito de Madrid Jarama-RACE 3.850 m.

Cl	B.	Equipo/Concursante	Piloto 1	Piloto 2	Vehiculo	Cat	Cl	Top 1		Top 2		Top 3		Top 4		Top 5		Avg
								Km/h	Vta	Km/h	Vta	Km/h	Vta	Km/h	Vta	Km/h	Vta	
1	415	FALIGAND JEREMY	Jeremy Faligand	Victor Bernier	PORSCHE 992 CUP	GT	1	254.1	5	251.1	3	246.5	2	245.4	4	72.2	1	213.9
2	113	BAPORO MOTORSPORT	Joan Vinyes Dabad	Jaume Font Casas	PORSCHE 992 CUP	GT	2	251.1	3	250.5	5	248.8	4	246.5	2	93.4	1	218.1
3	122	ALEJANDRO BARAMBIO PERE	Alejandro Barambio Perea	Borja Garcia Menendez	PORCHE 992 CUP	GT	3	250.5	7	249.4	4	246.5	2	243.7	3	242.6	6	246.6
4	118	ESCUADERIA FARAON	Alvaro Fontes Blanco	Pedro M. Silvero Castilla	FERRARI 488 Challenge EVO	GT	4	246.0	3	238.4	4	237.3	2	231.7	5	231.7	6	237.0
5	123	ESCUADERIA FARAON	Agustin Sanabria Crespo		RENAULT RS01	GT	5	245.4	3	244.3	4	242.6	6	242.1	7	242.1	10	243.3
6	191	VELOSO MOTORSPORT	Jean-Roch Piat	JF	PORSCHE 991.1 GT3 CUP	GT	6	242.6	2	239.4	7	237.8	3	236.3	6	235.2	4	238.3
7	100	ESCUADERIA FARAON	Pablo V. Bras Silvero		PORSCHE 992 CUP	GT	7	241.0	6	241.0	7	236.8	4	236.8	8	236.3	5	238.4
8	125	MOTOR CLUB SABADELL	Jordi Fuset Sala	Lorenzo Mendieta Sola	Porsche 718 GT4 RS Clubsport	CLASE 1	1	238.4	2	238.4	7	237.8	4	237.3	3	230.2	5	236.4
9	15	LURAUTO K.K.	Asier Gorostiza Telleria	JF Luis Chillida Belzunce	JF BMW M2 CS RACING	CLASE 2	1	235.8	2	232.7	5	229.7	3	225.0	4	218.1	7	228.3
10	112	ESCUADERIA FARAON	Pedro M. Lourinho Bras	Miguel Gomez Guillen	PORSCHE 992 CUP	GT	8	234.2	2	228.8	3	97.3	4	91.6	1	85.1	1	147.4
11	165	OUUWOUUOUEOUUW-CE	Pere Marques Vancells	Jose A. Gomez Gutierrez	LIGIER JS2R	CLASE 1	2	228.8	3	227.8	4	223.6	2	223.1	5	102.9	1	201.2
12	81	SKUALO COMPETICION	Juan Carlos Arias		GINETTA G50 GT4	CLASE 2	2	223.6	5	221.3	6	219.5	4	211.3	3	210.9	7	217.3
13	56	MOTOR CLUB SABADELL	Javier Cicuendez Gallego		RENAULT CLIO CUP IV	D3	1	206.1	4	205.7	6	205.3	5	204.9	7	204.5	3	205.3
14	60	MOTOR CLUB SABADELL	Josep Borrell Daniel		RENAULT CLIO CUP IV	D3	2	206.1	4	204.9	3	202.6	2	162.4	5	97.5	1	174.7
15	18	C.D.PLEMAR SPORT	Jose Luis Lopez Valdivielso	JF Alvaro Rodriguez Sastre	RENAULT CLIO CUP IV	D3	3	204.5	3	203.7	4	203.7	5	203.3	2	202.6	6	203.6
16	40	MOTOR CLUB SABADELL	Jose Palomar Maroto		RENAULT CLIO CUP IV	D3	4	204.5	4	202.2	3	200.3	2	76.3	1			170.8
17	9	BALBOR MOTORSPORT C.A.	Jose Luis Albors Aleixandre	German Lopez Balboa	RENAULT CLIO CUP IV	D3	5	202.2	3	201.1	4	200.3	7	190.8	2	183.6	5	195.6
18	41	OUUWOUUOUEOUUW-CE	Alejandro Iribas Estrada	JR	RENAULT CLIO CUP V	D4	1	197.8	5	197.4	3	197.4	4	197.0	2	196.3	6	197.2
19	82	EWUT 3 XASWASOCEVO	Hector Palacios Vazquez	JF	Mazda MX5 ND1	D4	2	196.7	3	184.3	2	183.0	4	102.6	1			166.6





# Circuito de Madrid Jarama - RACE

CER

## Cronometrados 2

GYW YbWUJi YHJg'FzdjXUg

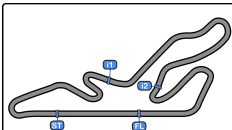


Circuito de Madrid Jarama-RACE 3.850 m.

Vta	<cfU8 1J	HjYa dc'GYgJ0b	B. Equipo/Concursante	Piloto 1	Piloto 2	Vehiculo	Cat	Tiempo	Km/h
2	17:00:34.196	3:34.196	415 FALIGAND JEREMY	Jeremy Faligand	Victor Bernier	PORSCHE 992 CUP	GT	1:34.283	147.0
3	17:02:32.610	5:32.610	122 ALEJANDRO BARAMBIO PEREA	Alejandro Barambio Perea	Borja Garcia Menendez	PORCHE 992 CUP	GT	1:33.888	147.6
4	17:04:00.050	7:00.050	415 FALIGAND JEREMY	Jeremy Faligand	Victor Bernier	PORSCHE 992 CUP	GT	1:33.667	147.9
4	17:04:05.808	7:05.808	122 ALEJANDRO BARAMBIO PEREA	Alejandro Barambio Perea	Borja Garcia Menendez	PORCHE 992 CUP	GT	1:33.198	148.7







### Circuito de Madrid Jarama - RACE

CER

### Cronometrados 2

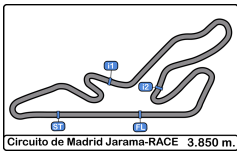


Circuito de Madrid Jarama-RACE 3.850 m.

A Y'cf 'Azl ja U J Y c V W X U X 'X Y '9 j Y b t c

B	Equipo/Concursante	Piloto 1	Piloto 2	Vehiculo	Cat	Km/h	GYg 0b	
113	BAPORO MOTORSPORT	Joan Vinyes Dabad	Jaume Font Casas	PORSCHE 992 CUP	GT	254.1	Entrenamiento Libre	
415	FALIGAND JEREMY	Jeremy Faligand	Victor Bernier	PORSCHE 992 CUP	GT	254.1	Cronometrados 2	
118	ESCUADERIA FARAON	Alvaro Fontes Blanco	Pedro M. Silvero Castilla	FERRARI 488 Challenge EVO	GT	253.5	Cronometrados 1	
122	ALEJANDRO BARAMBIO PEREA	Alejandro Barambio Perea	Borja Garcia Menendez	PORCHE 992 CUP	GT	252.9	Cronometrados 1	
123	ESCUADERIA FARAON	Agustin Sanabria Crespo		RENAULT RS01	GT	247.7	Entrenamiento Libre	
100	ESCUADERIA FARAON	Pablo V. Bras Silvero		PORSCHE 992 CUP	GT	244.3	Entrenamiento Libre	
191	VELOSO MOTORSPORT	Jean-Roch Piat	JF	PORSCHE 991.1 GT3 CUP	GT	243.2	Cronometrados 1	
112	ESCUADERIA FARAON	Pedro M. Lourinho Bras	Miguel Gomez Guillen	PORSCHE 992 CUP	GT	241.6	Entrenamiento Libre	
125	MOTOR CLUB SABADELL	Jordi Fuset Sala	Lorenzo Mendieta Sola	Porsche 718 GT4 RS Clubsport	CLASE 1	240.5	Entrenamiento Libre	
15	LURAUTO K.K.	Asier Gorostiza Telleria	JF	Luis Chillida Belzunce	JF	235.8	Cronometrados 2	
165	OUÓWÓÜÖÇŞÖÜÜW-CE	Pere Marques Vancells	Jose A. Gomez Gutierrez	LIGIER JS2R	CLASE 1	230.2	Entrenamiento Libre	
81	SKUALO COMPETICION	Juan Carlos Arias		GINETTA G50 GT4	CLASE 2	223.6	Cronometrados 2	
56	MOTOR CLUB SABADELL	Javier Cicuendez Gallego		RENAULT CLIO CUP IV	D3	207.6	Entrenamiento Libre	
60	MOTOR CLUB SABADELL	Josep Borrell Daniel		RENAULT CLIO CUP IV	D3	206.1	Cronometrados 2	
82	WUT 3 XGÖS W Á CS ÖP VÓ	Hector Palacios Vazquez	JF	Mazda MX5 ND1	D4	205.7	Entrenamiento Libre	
9	BALBOR MOTORSPORT C.A.	Jose Luis Albors Aleixandre	German Lopez Balboa	RENAULT CLIO CUP IV	D3	204.5	Entrenamiento Libre	
40	MOTOR CLUB SABADELL	Jose Palomar Maroto		RENAULT CLIO CUP IV	D3	204.5	Entrenamiento Libre	
18	C.D.PLEMAR SPORT	Jose Luis Lopez Valdivielso	JF	Alvaro Rodriguez Sastre	RENAULT CLIO CUP IV	D3	204.5	Cronometrados 2
41	OUÓWÓÜÖÇŞÖÜÜW-CE	Alejandro Iribas Estrada	JR	RENAULT CLIO CUP V	D4	201.8	Entrenamiento Libre	





# Circuito de Madrid Jarama - RACI

CER

Cronometrados 2

Tiempos Parada en Pit



**18** Jose Luis Lopez Valdivielso RENAULT CLIO CUP IV

D3 Alvaro Rodriguez Sastre C.D.PLEMAR SPORT

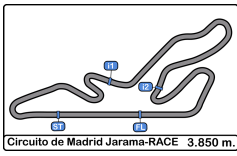
B.	<cfU81J	Tiempo Parada	Tiempo Salida	Tiempo Box	T. Box Total	Handicap	Diff.
1	17:13:27.228	17:13:27.228	17:15:49.488	2:22.260	2:22.260		

**125** Jordi Fuset Sala Porsche 718 GT4 RS Clubsport

CLASE 1 Lorenzo Mendieta Sola MOTOR CLUB SABADELL

B.	<cfU81J	Tiempo Parada	Tiempo Salida	Tiempo Box	T. Box Total	Handicap	Diff.
1	17:06:37.716	17:06:37.716	17:08:03.674	1:25.958	1:25.958		





Circuito de Madrid Jarama - RACE

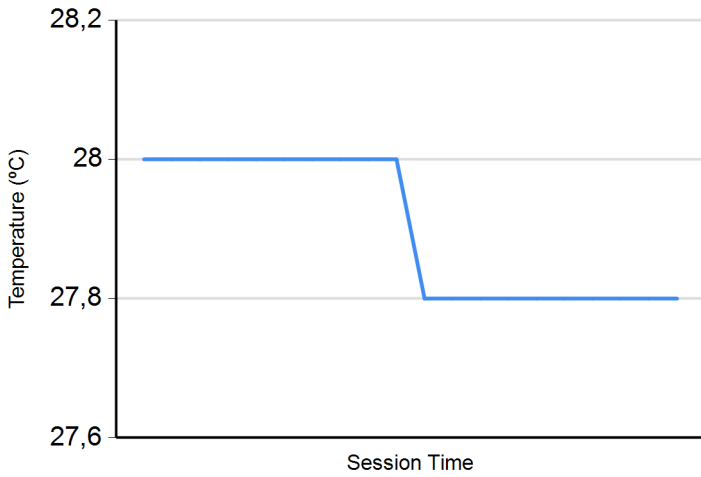
CER

Cronometrados 2

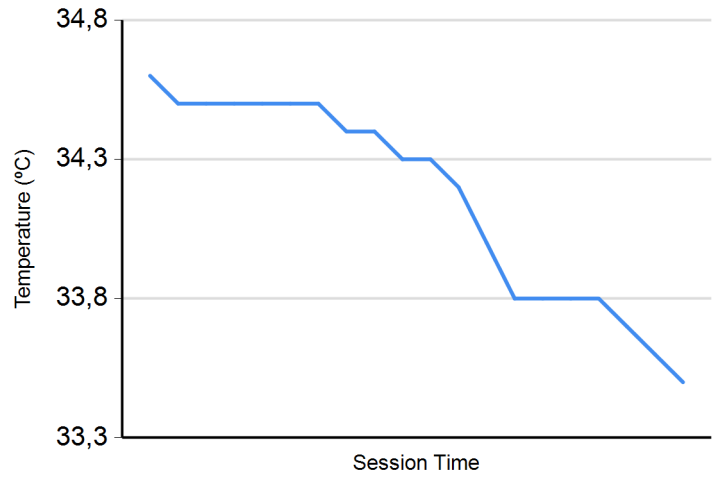
abzfa Y A YHcfc`OE JVt



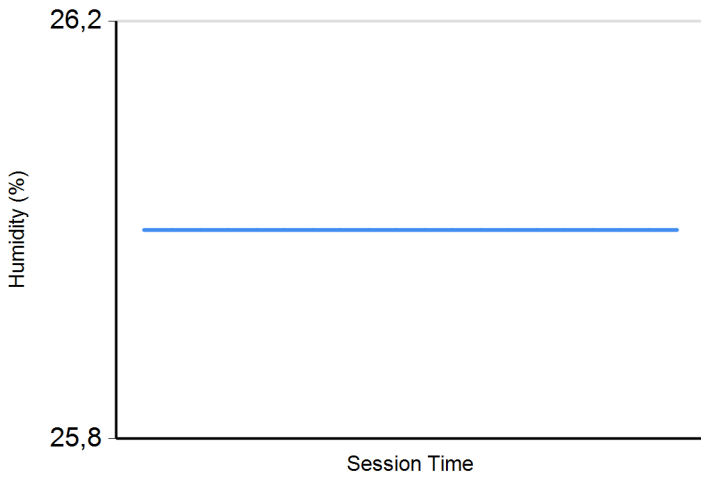
Temperatura Aire



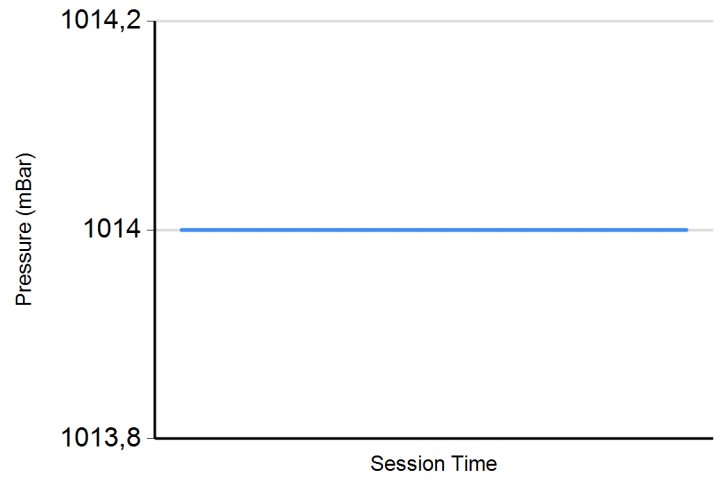
Temperatura Pista



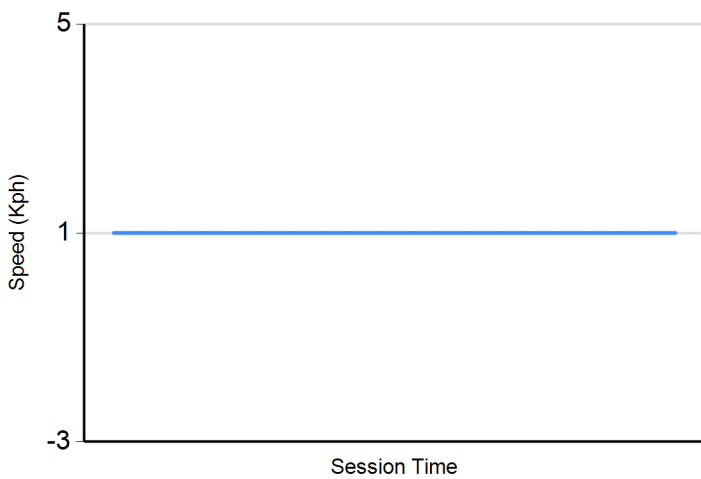
Humedad



Presión



Velocidad Viento



Dirección Viento

Norte = 0°/360° Este = 90° Sur = 180° Oeste = 270°

