

Rally unit display – Crew manual

version 01/2019

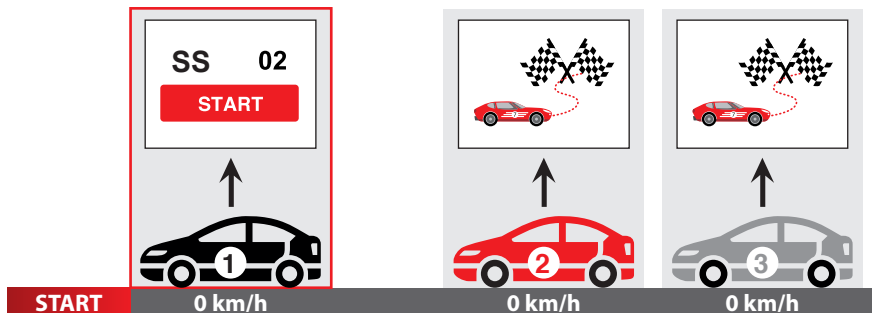


CONTENTS

1. Start point of Special Stage	3
2. Entry into the Special Stage.	3
3. Unplanned stops	4
4. SOS	5
5. Accident	6
6. Red flag.	7
7. Crossing the finish.	8

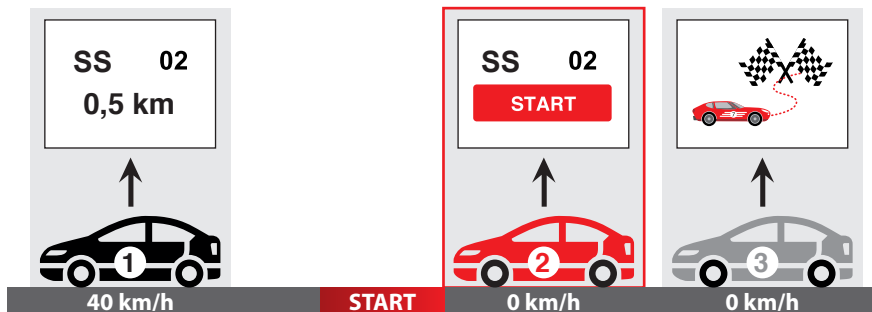
1. Start point of Special Stage

The unit automatically detects arrival at the start point of the Special Stage. The display shows the Special Stage number.



2. Entry into the Special Stage


Once the vehicle has started and reaches a speed of 40 km/hour, the display will begin to show the distance travelled from the start of the Special Stage as well as the Special Stage ID number.



3. Unplanned stops

If a vehicle stops on the Special Stage (SS) it is considered to be an obstacle. The unit signals to the crew (audio signal and text on display) that they have stopped. The audio signal lasts for 15 seconds. If the crew does not respond, a warning signal (obstacle on route) will be sent to other cars on the course of the same SS that are approaching the obstacle. If the crew confirms that everything is okay (by pressing the button), OK will be shown on the display. No messages are sent to other vehicles.

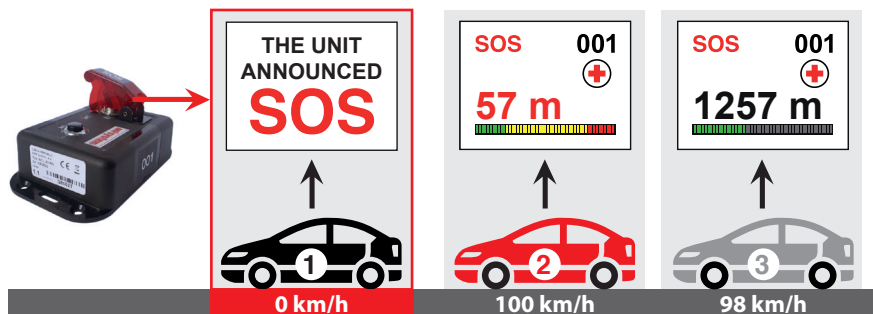
In vehicles that are on the Special Stage between the start and the vehicle that has made the unplanned stop, this information is signalled on the display by showing the actual distance on the route to the stationary vehicle. An audio signal (one beep) is also sounded. Pressing the confirmation button cancels the displayed distance to the stationary vehicle and the display returns to the previous screen (SS). If the vehicle that declared the unplanned stop continues to transmit this signal, it is displayed in those vehicles that are behind the vehicle on the route. The display shows the actual distance on the route to the stationary vehicle and an audio signal also sounds. Once a vehicle has passed by the obstacle, the display automatically switches back to a normal mode.



4. SOS

Activation of the SOS switch is confirmed by a notice shown on the display. At the same time, the unit sends out an audio signal. The audio signal is cancelled by pressing the confirmation button once.

Information of a sent SOS request is also displayed in vehicles that are on the same Special Stage (SS) and are on this SS between the start and the vehicle that has requested assistance. The distance to this is updated every 5 seconds. At the same time there will be an audio signal. The audio signal is cancelled by pressing the confirmation button once. Pressing this button for a second time will cancel the SOS display and the previous screen (SS) will be shown. If the vehicle continues to send out a SOS signal, the siren will again start to sound (and the display show SOS) in cars that are approaching the vehicle. This means that the SOS signal cannot be cancelled. This alert ends when a vehicle has passed the vehicle calling SOS.

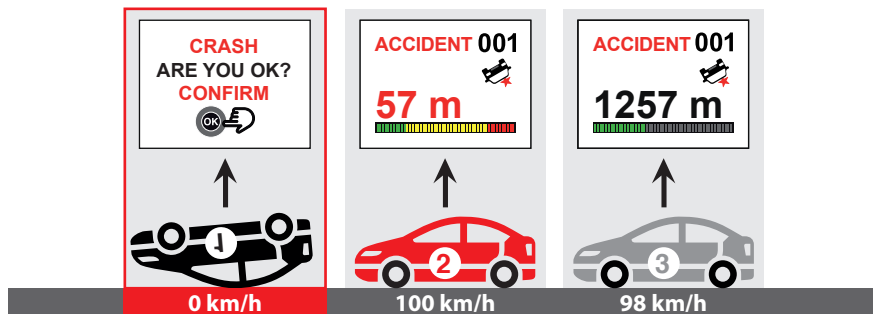


5. Accident

Immediately after the unit evaluates a situation as an accident, it sends an accident message. The crew cannot influence the sending of this message. Messages of an accident occurrence are always sent to the safety control centre. At the same time the crew will see the following question displayed on the panel: Are you OK? Confirm.

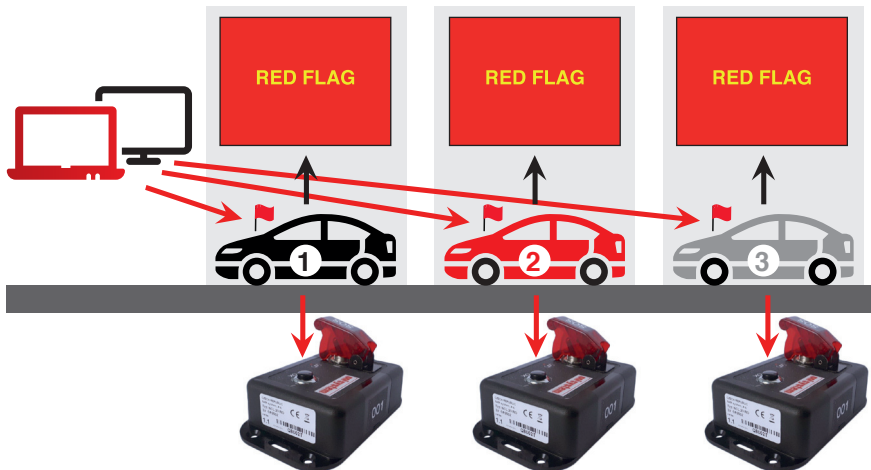
After 10 seconds this is supplemented by an audio signal so that the crew notices this. The siren hoots for 15 seconds. If the crew presses OK, a request for help is not sent. If the crew does not confirm that it is okay, a request for help is transmitted constantly for 20 minutes. The following information is displayed in vehicles that are on the SS between the start and the crashed car, and which are less than 2000 m from the crashed car: Crashed car number/Accident where the crew have not confirmed that they are OK/Distance on route to this car.

The crew is also informed by an audio signal. The audio signal is cancelled by pressing the confirmation button OK once. Pressing this button for a second time cancels the displayed distance to the crashed vehicle and the previous screen is displayed (SS). If the vehicle that declared the accident continues to transmit this signal, it is displayed in vehicles that are behind the crashed car on the route. The display shows the current distance on the route to the stationary vehicle.



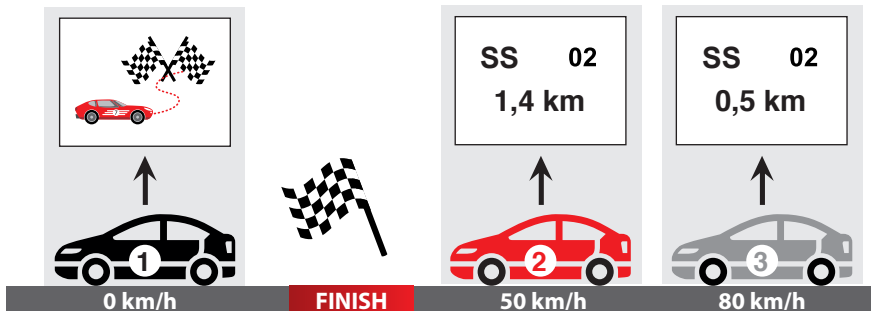
6. Red flag

After a red flag has been declared by the rally control centre, the display shows the words "RED FLAG" (in yellow on a red background) and the unit emits an audio signal. The acoustic signal can be cancelled by pressing the confirmation button once. "RED FLAG" will remain on the display until it is cancelled by the control centre. The Red flag situation remains declared until it is cancelled by the control centre.



7. Crossing the finish

The unit automatically detects when the finishing line of the Special Stage has been crossed and the display will then change from Special Stage to Transfer.



PRODUCER:

NAM system, a.s.

U Pošty 1163/13

735 64 Havířov – Prostřední Suchá

Czech Republic

E-mail: info@onisystem.net