

**Circuito de Madrid Jarama - RACE**  
**Iberian Supercars (CPV)**  
**Race - 2**



**Resultados Finales**

Cls	Nº	Team	Driver - 1	Driver - 2	Vehicle	Cat	Ci	Laps	Total Time	Gap	Interval	Km/h	Best	Time	Km/h
1	36	NM Racing Team	Guillermo Aso	Filip Vava-Atanackovic	Mercedes AMG GT4	GT4 Pro	1	23	45:05.771			117.8	2	1:39.308	139.5
2	48	Motor Club Sabadell	Salvador Tineo	Luis Gonzalez	Mercedes AMG GT4	GT4 Pro	2	23	45:06.797	1.026	1.026	117.7	3	1:40.592	137.8
3	40	RACE	Boria Horrigos	Héctor Hernández	BMW M4 GT4	GT4 Bronz	1	23	45:30.930	25.159	24.133	116.7	5	1:42.615	135.0
4	115	NM Racing Team	Alberto de Martín	Ni Montserrat	Mercedes AMG GT4	GT4 Bronz	1	23	45:32.906	27.135	1.976	116.6	8	1:40.343	138.1
5	88	NM Racing Team	Keith Gatehouse	Igor Sorokin	Mercedes AMG GT4	GT4 Am	1	23	45:42.553	36.782	9.647	116.2	8	1:42.763	134.8
6	37	Tookwith Motorsports	Henrique Cruz	Jemma Moore	Ginetta G55	GTX	1	23	45:48.875	43.104	6.322	115.9	5	1:42.326	135.4
7	19	Promotion Motorsport	J.M Smörg	Javier Macias	BMW M4 GT4	GT4 Am	2	23	46:17.230	1:11.459	28.355	114.7	13	1:41.970	135.9
8	16*	Orlando Batina	Sérgio Azevedo	Orlando Batina	BMW M4 GT4	GT4 Pro	3	23	46:59.119	1:53.348	41.889	113.0	3	1:40.627	137.7
9	27	SMC Motorsport	Rafael Muncharaz		McLaren 570S GT4	GT4 Am	3	22	45:28.432	1 Vta.	1 Vta.	111.7	5	1:45.361	131.5
10	33	Monteiros Competição	Rui Mirrita		Porsche 911 Cup	Cup	1	22	45:40.459	1 Vta.	12.027	111.2	22	1:44.830	132.2
11	69	Marcus Fothergill	Dave Bennet	Marcus Fothergill	Porsche 911 Cup	Cup	2	22	45:56.407	1 Vta.	15.948	110.6	12	1:45.646	131.1
12	11	RX Pro Racing	Pedro Herraiz	Samuel Gomez	Hyundai i30 TCR	TCR	1	22	45:58.062	1 Vta.	1.655	110.5	4	1:43.001	134.5
13	23	Filipe Matias	Filipe Matias		Ginetta G40	TC	1	20	46:32.642	3 Vtas.	2 Vtas.	99.2	4	1:59.183	116.2
<b>Not classified: (Requirements: 75% of number laps of leader = 18 Laps)</b>															
125		Simon Moore	Tomás Pinto	Simon Moore	Ginetta G50	GTX	2	12	21:18.333	11 Vtas.	8 Vtas.	130.1	7	1:43.435	133.9
25		Steve Kirton	Steve Kirton	Jonathan Elsworth	Ginetta G55	GTX	3	8	14:06.886	15 Vtas.	4 Vtas.	130.9	5	1:43.080	134.4


Vta. Rápida Aso - Vava-Atanackovic en 1:39.308 a 139.5 Km/h en la vta. 2


**\* PENALTIES**


Number #16 - 34" seconds penalty (delayed drive through) due causing a collision - Art.13.2D PEV

Published at: **16:18**

**Stewards:**

Mário MANSO  CD-PT24/0047

Jerónimo CUERVA  CD-0819-ESPM

David VICENTE  CD-0680-ESPM

Track Temp: **40.0 °C** Air Temp: **29.1 °C** Humidity: **22 %** Track Status: **SECA**

**Timekeeper:**  Maria Jesus GAMAZO  
JOB-0499-ESPM

