




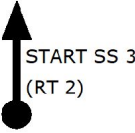


km Tot/Inter	ILLUSTRATION	INSTRUCTION
<p>0,00</p> <p>0,00</p>	<p>1. </p>	<p><b>START SS 2 (RT 1)</b> <b>turn back</b></p>
<p>0,12</p> <p>0,12</p>	<p>2. </p>	
<p>7,31</p> <p>7,43</p>	<p>3. </p>	<p><b>START</b> <b>SPEED CONTROL</b> <b>50</b></p>
<p>0,33</p> <p>7,76</p>	<p>4. </p>	<p><b>SPEED CONTROL</b> <b>50</b></p>
<p>0,33</p> <p>8,09</p>	<p>5. </p>	<p><b>END</b> <b>SPEED CONTROL</b> <b>50</b></p>
<p>0,84</p> <p>8,93</p>	<p>6. </p>	<p><b>GO TO ROADBOOK</b> <b>PAGE 9 - BOX 39</b></p>
<p></p> <p></p>	<p></p>	
<p></p> <p></p>	<p></p>	