

DAILY BRIEFING

STAGE 02

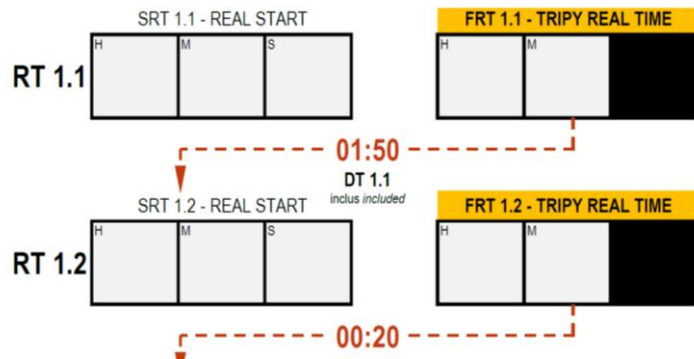
SEA CAMP > ALULA



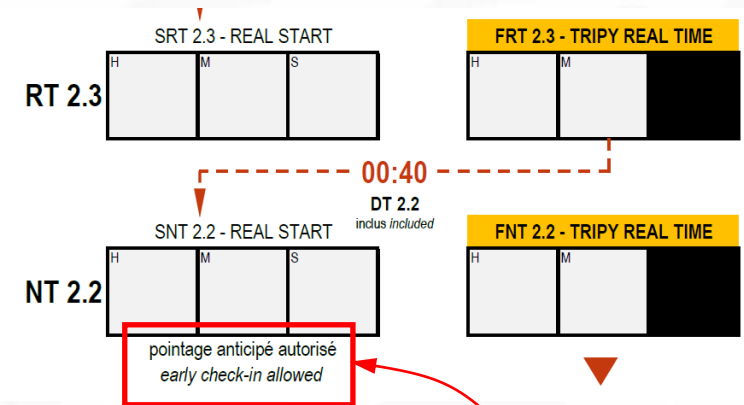
***DREAM.
DARE.
LIVE IT.***

IMPORTANT REMINDER

IT IS **NOT** ALLOWED TO START A REGULARITY TEST OR NAVIGATION TEST BEFORE YOUR CHECK-IN TIME IF THERE IS NO 'early check-in allowed' MENTIONED ON YOUR TIME CARD



In this example it is **NOT** allowed to start RT 1.2 too early

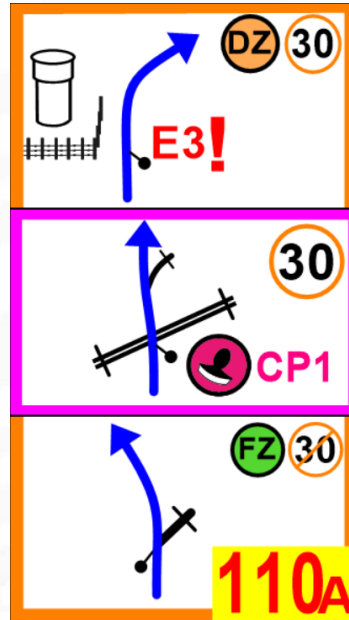


In this example it is **ALLOWED** to start NT 2.2 too early

IMPORTANT REMINDER

WATCH YOUR SPEED IN THE **SPEED ZONES**

Roadbook example:



IMPORTANT REMINDER

THINK ABOUT YOUR SAFETY TRACKING SYSTEM **IRITRACK** TO CONFIRM 'OK' (GREEN BUTTON) IF YOU STOP WITHOUT HAVING AN ACCIDENT (by example: when changing a tyre – setting tyre pressure - etc)



APPUYEZ 3 SECONDES
LANCEZ UN APPEL TELEPHONIQUE AU PC COURSE
 La connexion peut prendre quelques instants.
PUSH 3 SECONDS
PHONE CALL TO PC COURSE
 Can take few minutes to establish the connexion.

APPUYEZ 3 SECONDES
ALERTEZ LE PC COURSE D'UN ARRÊT EN SECURITÉ
 Exemples : problème mécanique, technique, ...
PUSH 3 SECONDS
SEND AN ALERT TO INFORM PC COURSE YOU MAKE A STOP BEING SAFE
 Mechanic, technical issue, ...

APPUYEZ 3 SECONDES
ENVOYEZ UNE ALARME AU PC COURSE POUR DEMANDER UNE ASSISTANCE MEDICALE
 Pour vous ou un autre véhicule
APRES L'APPUI SUR LE BOUTON :
Rescue apparaît, l'alarme est en train d'être traitée par le PC Course.
 Tout appui sur le bouton **RESCUE** doit être suivi par une communication avec le PC COURSE.

PUSH 3 SECONDS
SEND AN ALARM TO PC COURSE YOU REQUIRE MEDICAL ASSISTANCE
 For you or another vehicle
ONCE PUSHING :
Rescue pops up, alarm is processing by the Pc Course.
 Every push on the **RESCUE** button must be followed by a communication with the PC Course.



STAGE 2 02/01/2023

SEA CAMP > ALULA

☀ 07h11 🌙 17h48

LIAISON A 323 km

SS 2 218 km

TOTAL 541 km





INFO STAGE



- Stage Distance: 541 km – Assistance: 425 km
- Liaison A: 323 km - SS: 218 km
- 1st Vehicle at TC1 (Bivouac) : 04:30
- 1st Vehicle at TC2 08:50
- 1st Vehicle at SRT 2.1 : 08:55
- RT 2.1: 29 km
- DT 2.1: 1 km
- NT 2.1: 22 km
- RT 2.2: 24 km
- RT 2.3: 44 km
- DT 2.2: 3 km
- NT 2.2: 38 km
- CP1: Km 380,51
Dakar crossing
- CP2: Km 441,82

DESCRIPTION

GENERAL INFORMATION:

- A very nice complete stage, containing everything a desert lover would like to have on the menu for his day.
- Beginning of the stage on gravel tracks, then sandy in large valleys.
- A small Dune Test as a warm-up will give you some height, before descending towards your first Navigation Test. Respect your CAPs and make attention to all roadbook details during this NT.
- Vigilance during transfer zone when you will walk along an old railway line, tracks are sometimes damaged.
- You will end with grandiose landscapes, one of the highest Dune Tests of the rally, and a very nice smooth NT.



FÉDÉRATION INTERNATIONALE DE MOTOCYCLISME



الاتحاد السعودي للسيارات والدراجات النارية
Saudi Automobile & Motorcycle Federation



DESCRIPTION



DETAILS :

- From KP 323 to 345: Stony tracks, some holes and steps on the way up, be careful!
- From KP 345 to 357: Sandy and off-road tracks, sometimes with sharp bumps. Remember to set your tyre pressure!
- From KP 355 to 356: First short Dune Test of the day. Very load-bearing sand. It will give you a great view of the next NT.
- **!!! Very important at KP 380.51: Crossing with the Dakar at CP 1 - Respect the speed limit zone and give way to the Dakar.**
- From KP 384 to 408: Bad tracks along an old railway, many holes and cuts Danger!! and!!! Be very careful on this section, the time limit has been calculated so that you do not take any risks.
- From KP 412 to 441: Alternating visible and sometimes not very visible tracks, becoming sandy as you approach
- **PK 426,13 > SLOW, camp. Average speed = 30 km/h for each Average Speed Group (no PCI during minimum 1 km after PK 426,13)**
- CP 2.KP 441 : CP 2 - Crossing of a busy road, be careful when crossing it and respect the DZ/FZ.
- From PK 443 to 486 : Keep your eyes open, this will be one of the most beautiful RTs of the rally, fast white sand tracks in the middle of great scenery
- From KP 492 to 495 : If you want to gain altitude again, then go through the 2nd Dune Test of the day. These dune mountains will be just as tricky as the last descent. Watch out for the Danger!! at KP 494 - a big descent at over 25%.
- From KP 500 to 539 : A last very smooth NT on nice sandy tracks will lead you to the Alula bivouac.



FÉDÉRATION INTERNATIONALE
DE MOTOCYCLISME



الاتحاد السعودي للسيارات والدراجات النارية
Saudi Automobile & Motorcycle Federation

DRIVE SAFE!



***DREAM.
DARE.
LIVE IT.***