



Autocross of Prerov

Round 7 of the 2023 FIA European Autocross Championship
Round 4 of the 2023 FIA European Cross Car Championship
Round 3 of the 2023 FIA European Cross Car Academy Trophy
Czech Republic, Přerov, 25 – 27 August 2023

RACE DIRECTOR EVENT NOTES

The Sporting Regulations of the FIA European Autocross Championship 2023 hereinafter referred to as "SportReg".

The Supplementary Regulations are hereinafter referred to as "SR".

1. TRACK INFORMATION

- Track name: MAGNUM CROSS Arena Prerov
- Length: 1,000 metres
- Width of start: 20 m
- Maximum width: 20 m
- Minimum width: 18 m
- Direction: counterclockwise

2. LOCATIONS / MAPS / ATTACHMENTS:

- Appendix 1 – Circuit map with most important objects
- Appendix 2 – Location of the meetings
- Appendix 3 – Waiting area / Pre-grid / Exit from track / Areas where assistance is or is not permitted
- Appendix 4 – Tyre cleaning area
- Appendix 5 – Changes in 2023 SportReg

3. COMMUNICATION 1 – ONLINE NOTICE BOARD (ONB)

The Official Notice Board will be the ONLINE NOTICE BOARD (ONB).

There will be published:

- **START ORDERS AND RESULTS** (intermediate and final)
- www.chromoto.com/fiaautocross



NEXT EVENT (in 1 day):
Rd7 - Autocross of Prerov (CZE)
Round 7 | 25-27.08.2023

NOTICE BOARD / RESULTS

POINT STANDINGS



4. COMMUNICATION 2 – SPORTITY

Official communications with the Competitors.

There will be published:

- **SUPPLEMENTARY REGULATIONS**
- **BULLETINS**
- **DECISIONS BY THE FIA RACE DIRECTOR, COC AND STEWARDS**
- **EVENT SCHEDULE**
- **ALL OTHER INFORMATION REGARDING THE PARTICULAR EVENT**



5. PROGRAMME

1. The Programme you can find in Supplementary regulations (already on Sportity).
2. In case of changes, there will be a bulletin published via Sportity.
3. **ATTENTION! There are significant changes in the Supplementary Regulations article I "PROGRAMME"; Bulletin No. 1 will be published via Sportity on 26 August 2023 till 09:00 AM.**

Saturday, 26 August 2023		Sunday, 27 August 2023	
07:30-08:00	Administrative checking (CoC)	07:15-07:45	Tyre registration
07:45-08:30	Scrutineering (CoC)	08:00*	2nd Qualifying Heat
07:45-08:30	Tyre registration	10:40*	3rd Qualifying Heat
08:45	1st Steward's meeting	12:25*	2nd Steward's meeting (Or 10 minutes after the last race)
09:15	Drivers' briefing (Mandatory - All except XCAT) - MORKUS MORAVA VIP TENT	12:35*	PRESENTATION OF NATIONALS
09:45*	Warm-up	13:10*	Semi-Finals and Finals (Podium after each Final)
11:25*	1st Qualifying practice	17:00*	3rd Steward's meeting (Or immediately after the last final)
14:00	2nd Qualifying practice	18:00*	OFFICIAL PRIZE GIVING (MORKUS MORAVA VIP TENT)
16:00	SIMULATION OF THE START PROCEDURE		
16:30	1st Qualifying Heat		

* Change times, subject to approval by Stewards.

6. EVENT SCHEDULE

The event schedule will be published on Friday, 25 August 2023, at **8:30 PM** via Sportity

7. MEETINGS

25.08.	18:00	DRIVERS` BRIEFING (ONLY XCAT)	Location – under the Academy Trophy structure.	Mandatory for each Driver. Absence of the Drivers` briefing – fine 250 EUR (Art. 14.2.19 of the SportReg).
26.08.	09:15	DRIVERS` BRIEFING	Location – see Appendix 2 – Location of the meetings.	
26.08.	16:00	START/FALSE START SIMULATION	It will take place on the Grid (drivers Only).	
27.08.	12:35	DRIVERS PRESENTATION	It will take place on the track. It is essential to follow the instructions of the marshals.	
27.08.	18:00	OFFICIAL PRIZE GIVING	It will occur in the MORKUS MORAVA VIP TENT (location see Appendix 2)	

8. ORDER OF STARTING GROUPS / LAPS / RE-RUN

ORDER OF STARTING GROUPS:	LAPS:	RE-RUN IF THE RACE IS STOPPED
1 st Cross Car Academy Trophy	- 2 laps – Warm-up, once only	No re-run
2 nd Cross Car	- 4 laps – Qualifying practice	Re-run*
3 rd JuniorBuggy	- 5 laps – Heats	Always re-run
4 th Buggy1600	- 6 laps – Semi-Finals	No re-run after 4 laps
5 th SuperBuggy	7 laps – Finals	No re-run after 5 laps
6 th Support Race		

*A re-run over the total number of laps minus the number of laps completed by the first car on track must take place (Art. 11.3 of the SportReg)

9. ON TIME / EVENT SCHEDULE

9.1. ATTENTION – LIVE STREAM!

Sunday from 14:30 to 17:00 / Starts from SuperBuggy Semi-Finals and then all Finals. Drivers must be on the grid 10 minutes before the start. No delays.

9.2. TIRE REGISTRATION – will be permitted only during the time slots as defined in the PROGRAMME


9.3. UNDERSTANDING TO BE ON TIME:

- Before beginning the Warm-up, each Qualification practice, Qualification heats and (Semi-)Finals, the Drivers need to be with complete safety equipment and their racing cars in the pre-grid 10 (ten) minutes before the scheduled time of a particular category in the event schedule.
- Each competitor is responsible by himself for the presence in time at the pre-grid.
- When the first group is started, the next group of starters must follow the marshal's instructions to take place on the grid.




10. START LIGHT PANEL / STARTING PROCEDURE

- When the track is clear, and the grid is positioned, drivers are at the starter's disposal.
- The start-line marshal will visually check if all drivers are ready for the start, show the "GREEN FLAG" in front of the first row, and go from the grid.
- Then a "READY TO RACE" sign is switched ON and stays on for a min. 2,5 seconds, then counted randomly by the system to a max of 4,5 seconds.
- After that, "READY TO RACE" switches OFF, immediately, the start will be given with a GREEN LIGHT switches ON.



11. START LIGHT PANEL / FALSE START

- For Definitions of false start, see Art. 11.1.2. of SportReg.
- There will be a false start automatic system with "BEAM" on each grid position, equipped with a video recording on each row.
- If the "BEAM" is touched before the green light switches on, the false start system blocks the green light signal, and on the light panel, the red light begins to flash together with a horn signal of at least 3 seconds.
- On each row will be a Judicial camera and Judges of fact to double-check the fact of a false start, if any.
- The margin between the electronic system "BEAM" and the car is 15cm +/- 5cm (Art. 11.1.1. of SportReg)



12. SAFETY FIRST / REMAINDERS:

12.1. Safety equipment:

- During all practice sessions and races, each Driver must wear a helmet and fire-resistant clothing as required by Chapter III of Appendix L and be properly restrained by the safety harness until reaching the scrutineering area.

It can unfasten the seat belts and remove the glasses after exiting the track (see Appendix 3).

12.2. Stopping on the track:

- The driver, with a hand gesture "OK" sign, must inform the nearest marshal(s) that there are no health issues.
- The driver must immediately get out of the car at the safest possible time (with or without assistance from the marshals) and go to a safe place behind track barriers or near the marshal's post.
- If the reason for stopping is not an accident, the car must not be stopped on the racing line or near it, especially to avoid jumps or places immediately after them where the vehicle cannot be seen from a distance. It should be parked in the safest possible location or should drive out of the track.
- If a car stops in a dangerous place on the track and for the driver, it seems unsafe to leave, it is not allowed to leave the car until the marshal's instructions, and the driver must follow them immediately.



If the hand gesture "OK" sign is missing, the race can be stopped and launched the rescue procedure under the red flag.

12.3. During the race, if the driver, for whatever reason, left the track (through exit or pre-grid) or stopped the race on the track and got out of the car, then the driver cannot rejoin in that race.

12.4. Returning to the car or any action near the car until the end of the race is prohibited.

12.5. After a heavy accident, stay in your car! Do not attempt to leave it on your own. Wait for the doctor's arrival and, if necessary, the extrication team. We will take care of you.

13. SIGNALS / REMAINDER

All flag signals will be used according to Art. 2.5.5. of Appendix H of the FIA International Sporting Code.

RED FLAG:

- All cars shall stop racing, reduce speed or STOP, and proceed slowly back to the start grid.
- It is essential to follow the instructions of the marshals.




YELLOW FLAG – SINGLE WAVED:

- Reduce your speed, do not overtake, and be prepared to change direction.
- There is a hazard beside or partly on the track.
- Overtaking is not permitted between the yellow flag and the incident.



YELLOW FLAG – DOUBLE WAVED:

- Reduce your speed significantly, do not overtake, and be prepared to change direction OR STOP.
- There is a hazard wholly or partly blocking the track and/or “racing line”.
- Overtaking is not permitted between the first yellow flag and the incident.



YELLOW LIGHT PANELS

- All Marshal's Posts will have light panels, signalling flashing red, blue, white, and yellow lights (one yellow – flashing; two yellow – diagonal flashing). The light panels will have the same meaning as flag signals, working together or without flag signals.

DIRECTION SIGNS

- Follow the marshal's signals and signs (change racing line) used together with yellow flags.




BLUE FLAG

- **During practice:**
A faster car is close behind you and is about to overtake you.
- **During the race:**
The flag should normally be shown to a car about to be lapped if the driver does not seem to be making full use of his rear-view mirrors. When shown, the driver concerned must allow the following car to pass at the earliest opportunity/drive outside the racing line.



WHITE FLAG

- This flag should be waved and is used to indicate to the driver that there is a much slower vehicle on the sector of track controlled by that flag point.



AREAS WHERE ASSISTANCE IS PERMITTED

- Repairs may be carried out only in the paddock and pre-grid before the start. A sign with a spanner on a white background circled and crossed out in red (see Drawing No. 1) means that from that point onwards, no assistance is permitted. A sign with a spanner on a green background (see Drawing No. 2) means that from that point onwards, external assistance is permitted. (Art. 11.5 of SportReg)

Drawing No. 1

Drawing No. 2



15. CODE OF DRIVING CONDUCT / REMAINDER:

- **Closing gap/closing gap significantly and causing a collision hard side by side or back.**
- **Not respecting other's racing lines and causing a collision or forcing off the racing line or off the track or forcing into a wall.**
- **It is strictly forbidden for Drivers to drive their car in a direction opposite that of the race.**

(Art. 12.1.5 of the SportReg)

- **The driver is responsible for ensuring that the manoeuvre is carried out safely at any time.**
- **Abnormal change of direction, pushing or other contact resulting in a lasting advantage are strictly prohibited.**

(Art. (2b Chapter V of the App L of the ISC)

- **Repetition of serious mistakes or the appearance of a lack of control over the car will be reported to the Stewards (penalties up to disqualification)**

(Art. 2d Chapter V of the App L of the ISC)

- **It is not permitted to drive any car unnecessarily slowly, erratically or in a manner deemed potentially dangerous to other drivers at any time.**

(Art. 2e Chapter V of the App L of the ISC)



16. WAITING AREA AND PRE-GRID:

- 16.1. Location See Appendix 3.
- 16.2. Please inform the Competitors Liaison Officer when participation is not possible anymore.
- 16.3. It is strictly forbidden for Drivers Park cars / to close / block the emergency roads in the paddock and exit roads.
- 16.4. For safety reasons, it is forbidden for anybody to climb on a race car when they are moving to the waiting area, pre-grid or in the paddock, etc. Exception: only during the Drivers' presentations if any.

17. AREA WHERE ASSISTANCE IS PERMITTED AFTER RED FLAG

- 17.1. **After each red flag, the drivers drive out from the circuit (using the normal exit) and go to the paddock place, where any necessary repairs and refuelling can be made.**
- 17.2. **The maximum time will be given 7 minutes, taken from when the last car (also the last evacuated car) from that particular start has passed the exit from the circuit (see Appendix 3, picture 7) and at the time published on the Official Messaging System and Sportity, must come back to the Pre-Grid.**
- 17.3. **Within the given time, the drivers must enter the pre-grid without stopping for the tire check and remain there until further marshal's instructions. The judge of fact nominated in the Supplementary regulations will control the entry time.**
- 17.4. **For those who have not entered the Pre-Grid until the end of the nominated minute, the restart will be denied.**
- 17.5. **All entered cars will undergo a repeated tire check in the Pre-Grid.**

Reminder:

- 17.6. **The movement speed in the paddock should not be higher than 20 km/h.**
 - 17.7. **Aggressive driving, speeding, wheel spins and any contact (or incident) with persons in the paddock are strictly prohibited. Any violation will be reported to the Stewards for investigation and penalty application (up to exclusion from the competition).**
-

17.8. **In case of a breach of these instructions (mentioned above), the restart will be refused according to Art 11.3.2. of the SportReg.**

18. TYRE CLEANING:

19. **Location See Appendix 4.**

20. Tyre cleaning with wheel spins before the race is allowed only once on the Grid particular area marked between the lines.

21. Doing any wheel spins outside of the circuit, paddock, pre-grid, and grid going (outside of marked place) to the start position is strongly prohibited.

22. PARC FERME / PROVISIONAL PRIZE GIVING AFTER THE FINALS / OFFICIAL PRIZE GIVING:

23. After each final, the three top drivers must follow marshals' signals to park cars near the provisional awarding place (location see Appendix 2).

24. After the provisional prize giving, the drivers must park their cars immediately in the Parc Fermé.

25. The Parc Fermé rules start from crossing the finish line.

26. PADDOCK / REMAINDER:

27. FIRE EXTINGUISHERS

Each Driver is responsible for ensuring that a single-piece fire extinguisher of a minimum of 5kg is available within his own team's area inside the paddock.

(Art. 12.3.1 of the SportRegs)



28. PROTECTION OF THE ENVIRONMENT

Each Driver is requested to ensure that a plastic sheet (minimum dimensions 4 x 5m) is spread on the ground in the place reserved for his team where work is to be done on his car in order to prevent any pollution in case of an accidental leak, etc.

(Art. 12.3.2 of the SportRegs)



29. OFFICIAL PRIZE GIVING / REMAINDER:

30. WEAR AUTOSPORT OVERALLS

Be aware of your clothing because of spectators and photographers, and respect each other and respect the organiser.



31. WARM-UP TYRES

32. Tyres not registered for this event can be used during the Warm-up session.

33. They must be of the make and type defined in the sporting regulations.

SuperBuggy & Buggy1600 only

(Art. 10.3 of the SportRegs)



Cross Car Academy Trophy only

(Art. 10.4 of the SportRegs)






34. MANDATORY BRANDING GUIDELINES / REMINDER

35. SuperBuggy and Buggy 1600:

FIA and COOPER TIRES Logos (stickers) will be available in the paddock at COOPER Tires



REMEMBER THOSE SPORTS FUNDAMENTAL PRINCIPLES:

- SAFETY
- HONESTY
- EQUITY

WE WISH YOU ALL A GOOD AND FAIR RACE!

**Mr Gunars KOSOJS
(LVA)**

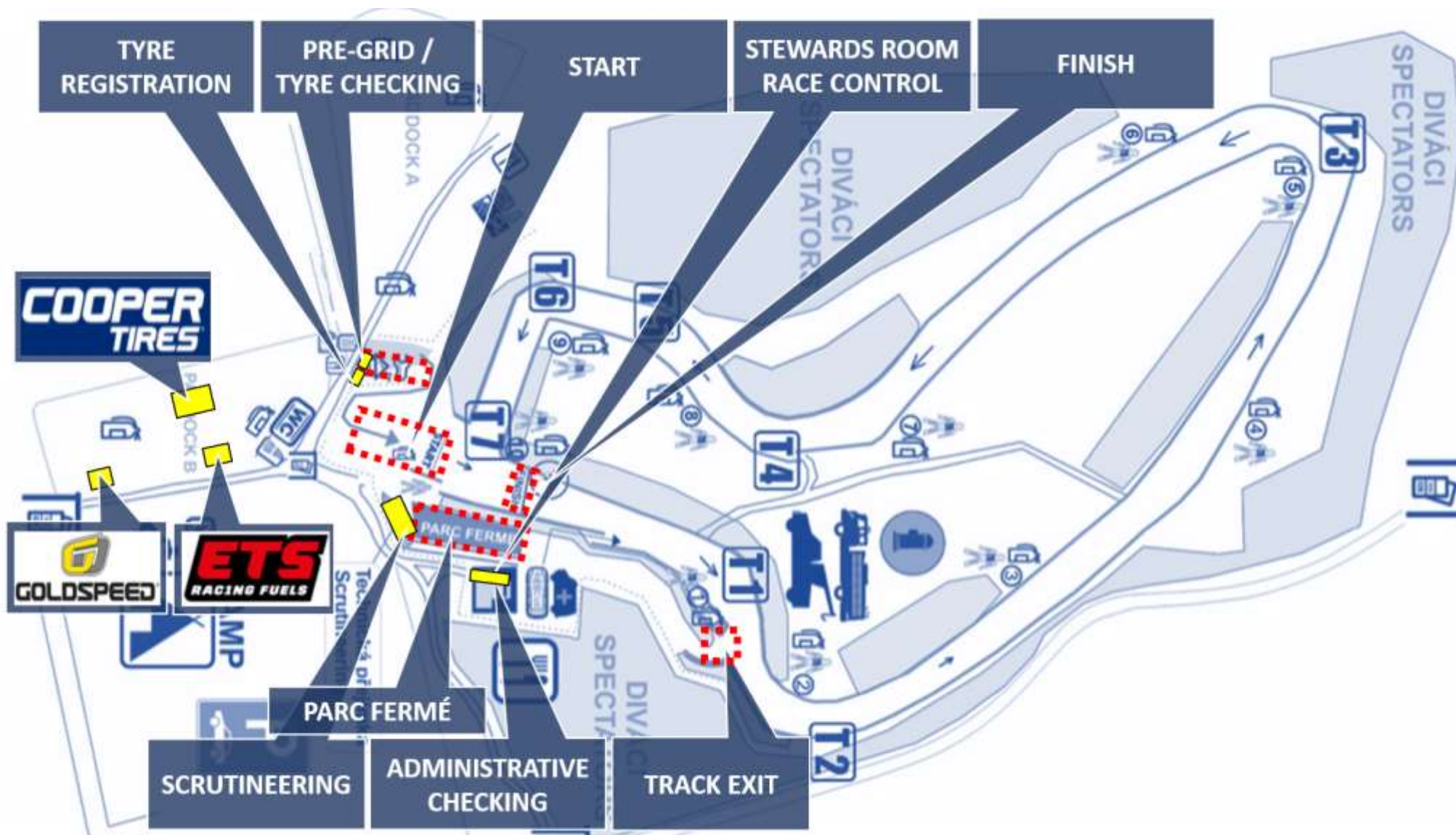
FIA Race Director

Mob.: +371 26 42 00 43
Email: gunars.kosojs@gmail.com

**Mr Ondřej INDRÁK
(CZE)**

Clerk of the Course

Mob. +420 776 882 067
Email: ondrasobisky@seznam.cz





Appendix 3 – Waiting area / Pre-grid / Exit from track / Areas where assistance is or is not permitted



Tyre cleaning with wheel spins before the race is allowed only once BEFORE THE GRID particular area marked between the lines (see below). It is strongly prohibited to do wheel spins outside the circuit, paddock, pre-grid (except area see below), and grid going to the start position.



ONLY ONCE AND IN THIS MARKED PLACE



START SIMULATION

12.1.8. The race director will indicate the place and procedure of the start simulations during warm-up or qualifying practice by announcing it in the Driver's briefing. Otherwise, they are strictly prohibited.

- Follow instructions from the Race Director



ENTRY FORM

7.1 Entry form

7.1.1 Applications to participate in a Competition of the Championships shall be submitted to the FIA by means of the entry form available on www.fia.com and must be accompanied by copies of the Competitor's and Driver's Licences. The entry fee will have to be sent directly to the organiser of the Competition. The Competitor will ensure that its Drivers sign the Driver's declarations and undertakings form during the registration.

- New declaration included in the entry form



CROSS CAR

9.1.4 **Cross Car**
Off-Road single-seaters, 4-wheeled vehicles designed and built specifically for participating in Off-Road Competitions. The vehicles must have 2-wheel drive and comply with Appendix J, Article 279B.
The total corrected cylinder capacity of the homologated engine of each car shall not exceed 890cm³. The throttle potentiometer of certain engine type might be sealed upon request of the technical delegate.

- 890 cc engine allowed (New MT09)
- Throttle potentiometer can be sealed (Sporting Bulletin last year)



CROSS CAR TYRES

10.4.3 The number of tyres presented for registration by the scrutineers is limited to 6 (six) per Driver for each Competition (maximum 3 front and 3 rear). Maximum 4 can be newly registered (maximum 2 front and 2 rear). If the Competitor does not register new tyres, then the tyres he uses must have been registered during a preceding Competition of the Championship. For the Driver's first participation in the Championship, all 6 tyres will be newly registered.

- 6 tyres : 3 front / 3 rear
- Sporting Bulletin last year



TIME PENALTIES

Time penalties and being denied a start for late arrival in the pregrid area/staring grid are not susceptible to appeal.

- Align with Rallycross



REPRIMANDS

24	"Unsportsmanlike" behaviour during a Competition.	For each infringement: Reprimand* as a minimum
----	---	--

*After two reprimands during one season: Withdrawal of 5 Championship points from the Driver.
 After four reprimands during one season: Withdrawal of 10 Championship points from the Driver.
 After six reprimands during one season: Withdrawal of 15 Championship points from the Driver.
 After eight reprimands during one season: Disqualification of the Driver from the Championship.

- Start following-up unsportsmanlike behaviour



YELLOW FLAGS

12.2 Flag signals

Flag signals must be in conformity with Appendix H to the Code, with the following exceptions: the yellow flag is shown at one post only, immediately before the accident / obstacle. One yellow flag must be waved during 2 laps for the same incident. Two yellow flags are be waived if the incident is on the racing line. Once the flag has been shown, Drivers may not overtake until they have completely passed the incident (last obstacle) for which it is shown, there being no green flag in this situation.

- Important in case of multiple incidents between 2 posts



LATE TO TYRE REGISTRATION

17	Reporting late to scrutineering or late tyre registration	Fine of €250
----	---	--------------

- Help out the work of the scrutineers