



DRIVERS BRIEFING

ROUND 4 FIA EUROPEAN AUTOCROSS CHAMPIONSHIP
ROUND 2 FIA EUROPEAN CROSS CAR CHAMPIONSHIP
ROUND 1 OF THE 2022 FIA CROSS CAR ACADEMY TROPHY

MATSCHENBERG

GERMANY, 23 JUNE 2023

A WORLD IN MOTION

*Presented by GUNARS KOSOJS
the FIA Race Director*

FEDERATION
INTERNATIONALE
DE L'AUTOMOBILE

FIA.COM





WELCOME TO MATSCHENBERG



Matschenberg
OFFROAD ARENA

Gefördert durch unseren Hauptsponsor

 **Kreissparkasse
Bautzen**



AUTOCROSS
Matschenberg-offroad-arena
FIA EUROPA-MEISTERSCHAFT
Cunewalde
24.-25.6.23
www.matschenberg.de









round 4 FIA AX
round 2 FIA XC
round 1 FIA XC AT

**WELCOME
TO MATSCHENBERG**
44 years

  A WORLD IN MOTION



TODAY 'S MENU:



1. OFFICIALS

2. SPECIFICS

3. GENERAL REMINDERS





OFFICIALS



Mr Wlodek SZANIAWSKI
(POL)
FIA Chalperson



Mr Norbert Hartz
(LUX)
International steward




Mr Wieland UNNASCH
(DEU)
National steward



Mr Franz LANDAUF
(AUT)
FIA Observer



Mr Franko PROCHNO
(DEU)
Organizer,
President of the Club



Mr Holger DIEBEL
(DEU)
Clerk of the Course



Mr Tony RYCER
(DEU)
Safety Officer



Mr Martin ZURRHOF
(DEU)
Secretary to the
Stewards



Ms Jasmin MEILE
(DEU)
Secretary of the
Competition

round 4 FIA AX
round 2 FIA XC
round 1 FIA XC AT



WELCOME TO MATSCHENBERG

44 years



Mr Tommy KRISTIANSEN
(NOR)
FIA Technical
delegate AX



Mr Daniel FASANO
(FRA)
FIA Technical
delegate XC



Mr Ulrich NOLTE
(DEU)
Chief Scrutineer



Mr Csaba GLUCK
(HUN)
Chief timekeeper



A WORLD IN MOTION



Mr Jan HOHMEIER
(DEU)

+49 179 7360440



Mr Toni HOYER
(DEU)

+49 151 20068111

YOUR BEST **FRIENDS!**



TODAY 'S MENU:



1. OFFICIALS

2. SPECIFICS

3. GENERAL REMINDERS



- 
1. Cross Car AT (10)
 2. Cross Car (35)
 3. JuniorBuggy (16)
 4. Buggy1600 (35)
 5. SuperBuggy (22)
 6. Support Race (12)

Total races: 125 (78/ 47)

Total: AX&XC 130 (118 / 12)



SPECIFICS / SCHEDULE



DMSB



Autocross of Matschenberg
 Round 4 of the 2023 FIA European Autocross Championship
 Round 2 of the 2023 FIA European Cross Car Championship
 Round 1 of the 2023 FIA European Cross Car Academy Championship
 Germany, 23. - 25. June 2023
 Event Schedule

SATURDAY, 24 June 2023

7:30	8:30	Administrative checking (only if requested to the clerk of the course)
8:00	9:00	Scrutineering (only if requested to the clerk of the course)
8:00	8:45	Tyre registration - Superbuggy, Buggy1600, Cross Car
9:15	10:00	Stewards' 1st meeting (Race Control Center / Stewards room)
10:00	9:45	Drivers' briefing (mandatory) (in tent close to administrative checking)
10:35	11:48	Warm-up

Pre-Grid Start	GRID Start	Starts in session	Starts total in a day	Category	Laps	Session	Group/Race
10:25	10:35	1	1	CROSS CAR ACADEMY	2	W	Group 1
		2	2	CROSS CAR ACADEMY	2	W	Group 2
10:31	10:41	3	3	CROSS CAR	2	W	Group 1
		4	4	CROSS CAR	2	W	Group 2
		5	5	CROSS CAR	2	W	Group 3
		6	6	CROSS CAR	2	W	Group 4
		7	7	CROSS CAR	2	W	Group 5
Track maintenance							
10:44	10:54	8	8	JUNIORBUGGY	2	W	Group 1
		9	9	JUNIORBUGGY	2	W	Group 3
Track maintenance							
10:57	11:07	10	10	BUGGY1600	2	W	Group 1
		11	11	BUGGY1600	2	W	Group 2
		12	12	BUGGY1600	2	W	Group 3
		13	13	BUGGY1600	2	W	Group 4
		14	14	BUGGY1600	2	W	Group 5
Track maintenance							
11:16	11:26	15	15	SUPERBUGGY	2	W	Group 1
		16	16	SUPERBUGGY	2	W	Group 2
		17	17	SUPERBUGGY	2	W	Group 3
Track maintenance							
11:30	11:40	18	18	Support Race TAX 4WD	2	W	Group 1

FIA EURO AX & XC ...	
Round 1: Seelow	▼
Round 2: Musa	▼
Round 3: Vilkyčiai	▼
Round 4: Matschenberg	▼
Supplementary regulations and Bulletins	▼
Entry lists	▼
Drivers briefing	▼
Stewards decisions	▼
RD and CoC decisions	▼
CLO	▼
Other information	▼



SIMULATION OF
THE START PROCEDURE
(ON-GRID)

TOMORROW / 17:00

820 m

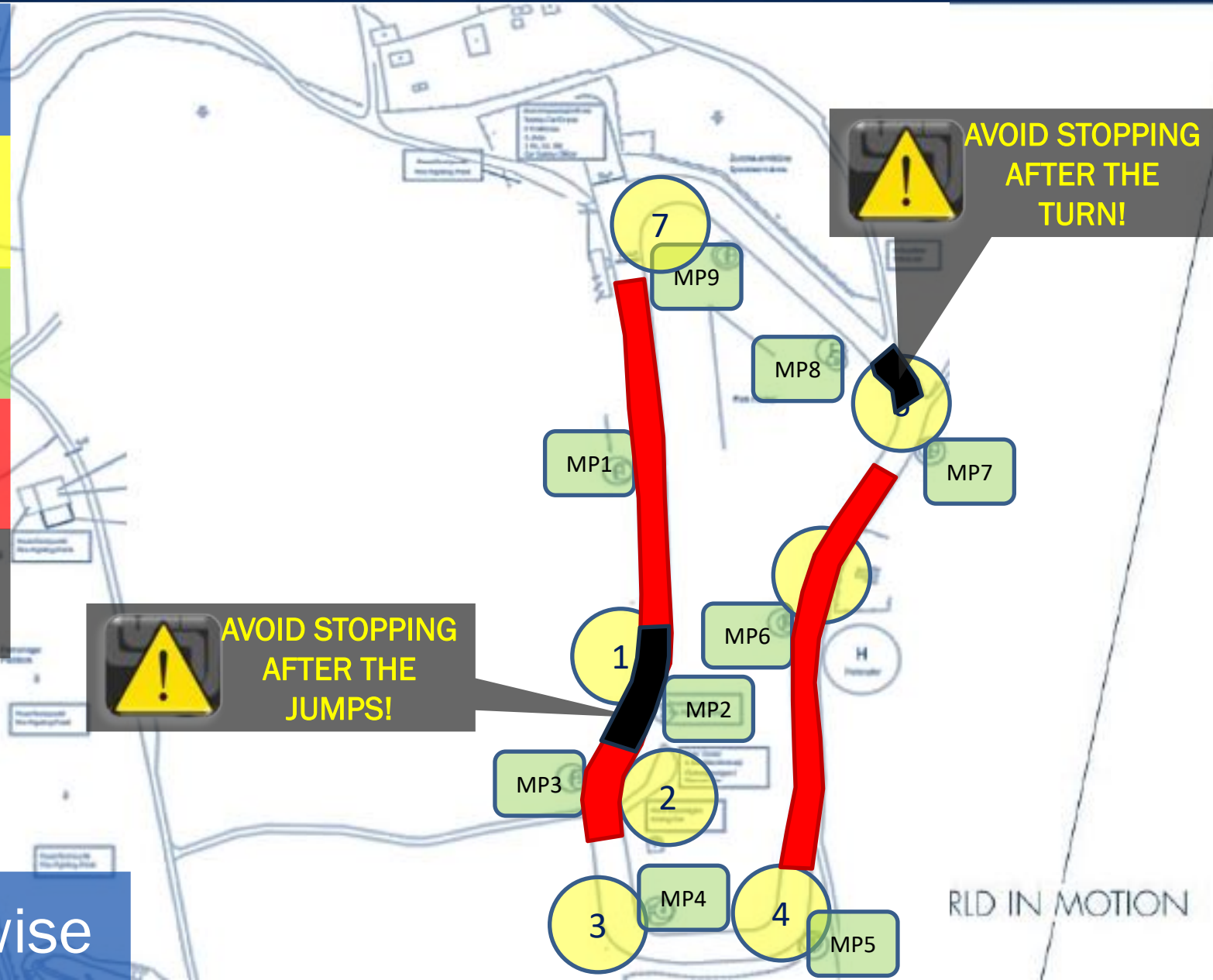
T7

MP9

HIGH-SPEED

ONE JUMPS

counterclockwise







AVOID STOPPING HERE!



**BEFORE
MP7**

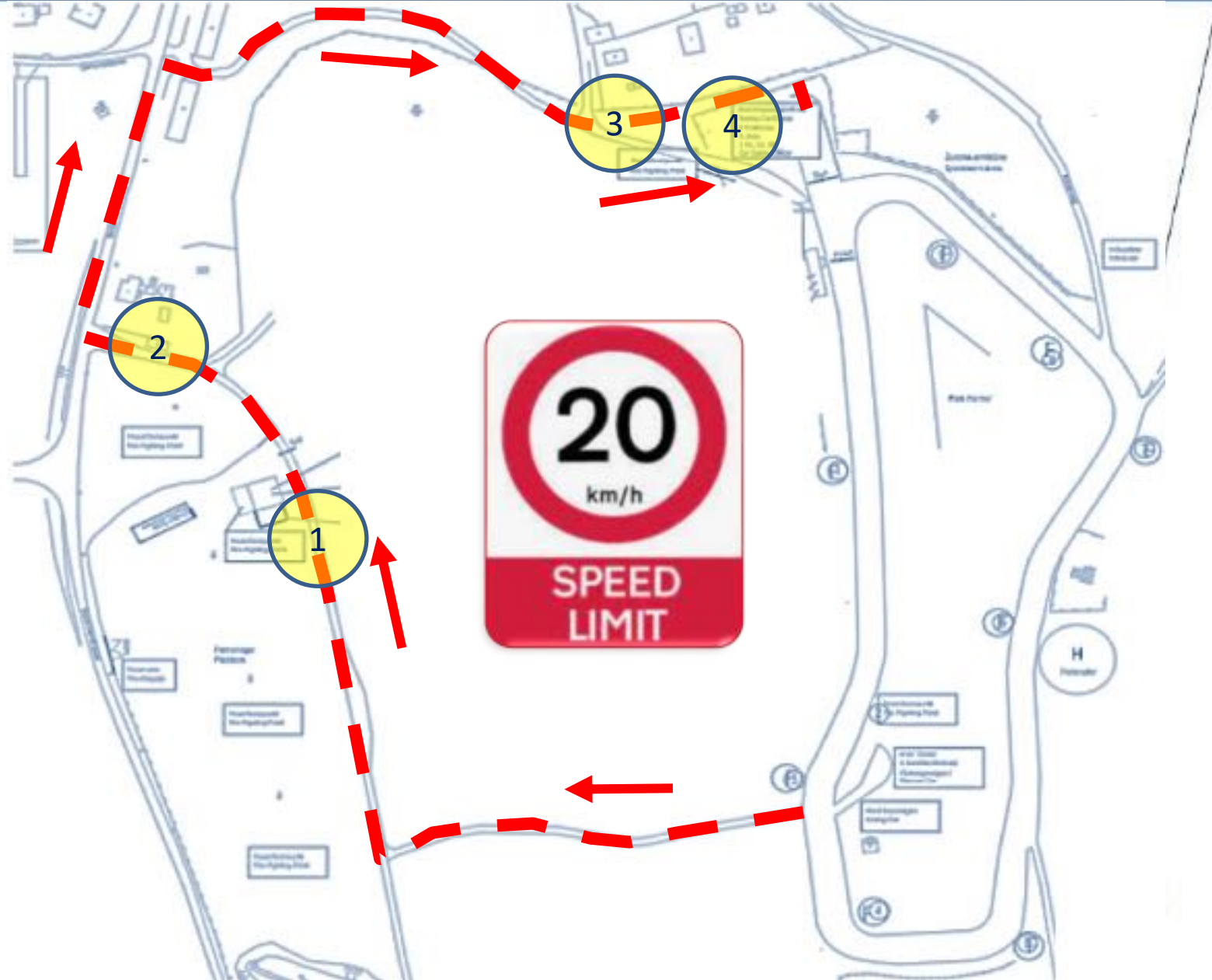


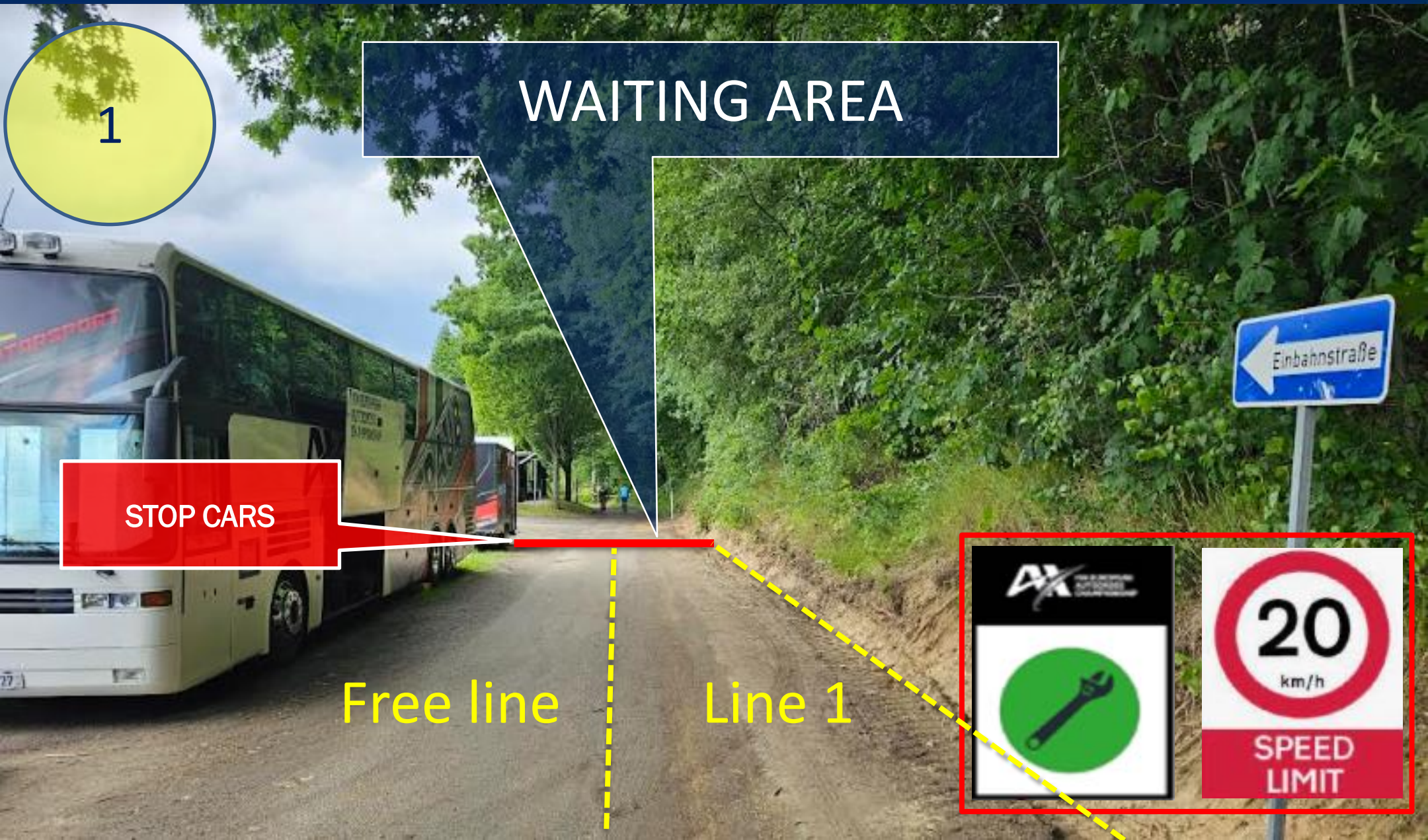
AVOID STOPPING HERE!

TRACK
ENTRANCE

Attention
points!

One way
direction!





1

WAITING AREA

STOP CARS

Free line

Line 1

AX FIA EUROPEAN AUTOCROSS CHAMPIONSHIP




20

km/h

SPEED LIMIT

Einbahnstraße



PRE-GRID



CAREFUL WHEN CROSSING THE ROAD



THE PRE-GRID STARTS FROM THE 'TYRE CHECK

Free line Line 1

WAITING AREA

PRE-GRID



STOP CARS

Line 1

Free line

Free line



4 Tire cleaning with wheel spins before the race is allowed only once BEFORE THE GRID, particular area marked between the lines (see below). It is strongly prohibited to do wheel spins outside the circuit, paddock, pre-grid (except area see below), and grid going to the start position.



GRID

TYRE
CLEANING
AREA



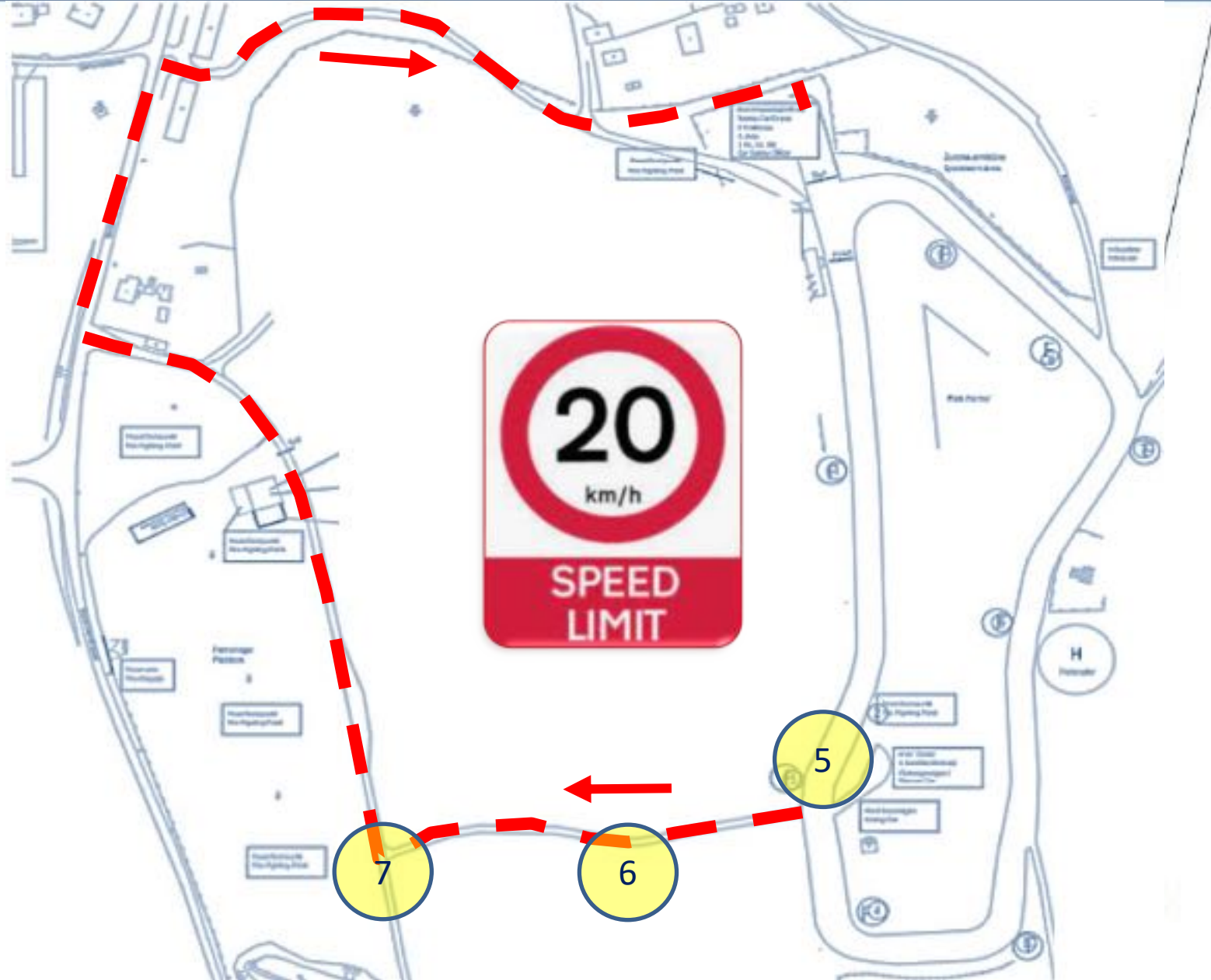
REPAIRS
ARE NOT
ALLOWED

ONLY ONCE AND IN THIS MARKED PLACE

TRACK EXIT

Attention points!

One way direction!



5

TO TRACK EXIT



RIGHT
BEFORE
MP3 /
TURN 2

TRACK EXIT



It is allowed to unfasten the seat belts and remove the glasses and speed limit 20 km/h




ATTENTION!
UNDER PARC FERME RULES

ATTENTION!
YOU WILL CROSS THE
SPECTATOR ROAD.

STILL UNDER
PARC FERME RULES



6



SCRUTINEERING
COLECTION POINT.

ATTENTION!

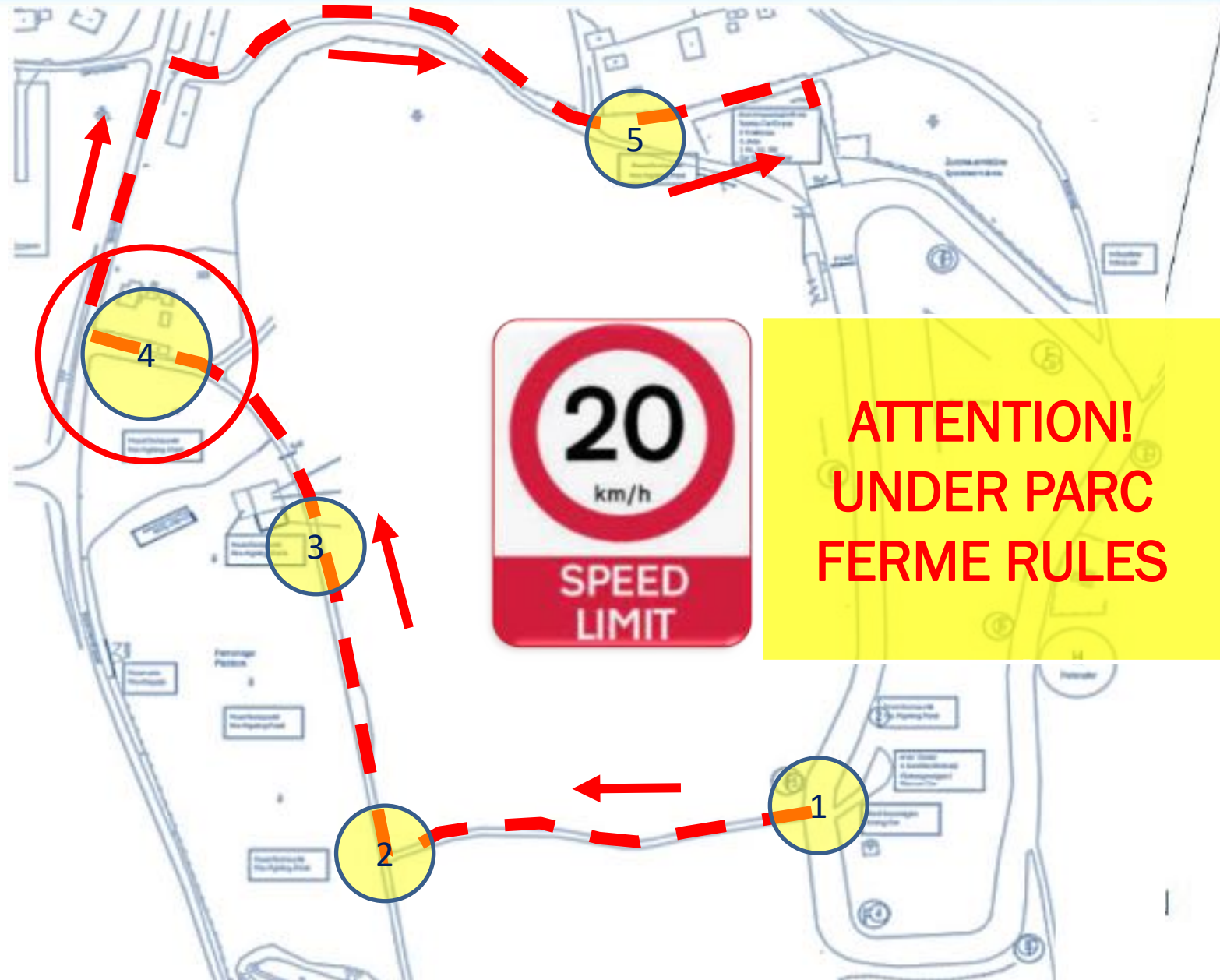
PARC FERME RULES
ENDS

From that point onwards,
external assistance is
permitted

7

SERVICE
AREA AFTER
THE **RED
FLAG**

THE RESTART
WILL BE
GIVEN AFTER
NEXT RACE



1

WAITING AREA



Free line



Line 1





PRE-GRID



**PARK THE CARS
IN A ROW**

Free line

Line 1

18. AREA WHERE ASSISTANCE IS PERMITTED AFTER RED FLAG

18.1. Location see appendix 5.

18.2. In a restricted area, there will be an additional zone for repair works. And this zone can be used during the race only when the race has been stopped with a Red Flag and a restart is given immediately.

18.3. In this situation, the driver can enter the particular repair area and carry out minor repairs, changing glasses, rechecking the driver's safety equipment and can change tires.

18.4. Refueling is allowed only under the following conditions:

(a) The engine must be turned off.

(b) Fuel cans be carried only in approved plastic or metal fuel canister (max. 20 l, recommended is 10 l) or in an FIA approved fast refueling couplings, max. 50 l barrel (on wheels).

(c) Driver must leave the car during refueling, except for persons with movement disorders, however, they must have unfastened seat belts.

(d) Mechanics making the refueling must wear long-sleeved clothes and long pants (recommended to use cotton clothes or fire-resistant clothes) and gloves. Or the driver himself make the refueling.

18.5. The number of mechanics is limited to 2 persons per car during repair and refueling (the driver is not counted).

18.6. If the tires are changed, they must be scanned by scrutineers.

18.7. The maximum time for using the additional repair zone is 7 minutes, which is taken from the moment when the last car from that particular start has entered or passed the repair area.

18.8. In case of a breach of these instructions (mentioned above), the start will be refused according to Art 11.3.2. of the SportReg.

PRE-GRID



Line 1

Free line

Free line





TODAY 'S MENU:



1. OFFICIALS

2. SPECIFICS

3. GENERAL REMINDERS





RD EVENT NOTES / COMMUNICATION



Autocross of Malschberg
 Round 4 of the 2023 FIA European Autocross Championship
 Round 5 of the 2023 FIA European Cross-Car Championship
 Round 1 of the 2023 FIA Cross-Car Academy Trophy
 Germany, 23-26 June 2023

RACE DIRECTOR EVENT NOTES

The Sporting Regulations of the FIA European Autocross & Cross-Car Championship 2023 (redacted) and the German Sporting Regulations of the DMSB (redacted) apply.

1. TRACK INFORMATION

Track name: **Carlsruhe / Malschberg, Germany**
 Length: 820 meters
 Width of start: 10m
 Maximum width: 10m
 Minimum width: 11m
 Direction: counter-clockwise

2. LOGO/KEY/MSDS/ATTACHMENTS

- appendix 1 - Grid lines with most important objects
- appendix 2 - Location of the meetings
- appendix 3 - Warning signs / Prohibitory signs from track / Safety information and other important points for
- appendix 4 - Appendix 4 (a)
- appendix 5 - Area where assistance is permitted after RED FLAG
- appendix 6 - Appendix 6 (2023 Red Flag)

3. COMMUNICATION 1 - ONLINE NOTICE BOARD (ONB)

The ONB of Malschberg will be the ONLINE NOTICE BOARD (ONB).
 There will be published:

- START ORDERS AND RESULTS (printed and fax)
- www.euroax23.com



4. COMMUNICATION 2 - SPONSORS

Official sponsors are listed in the Sporting Regulations.

There will be published:

- SUPPLEMENTARY REGULATIONS
- MEETINGS
- BOOKING BY THE RACE DIRECTOR, DCC AND STEWARDS
- PARALLEL INFORMATION
- ALL OTHER INFORMATION REGARDING THE PARTICULAR EVENT



RED FLAG

IMMEDIATELY REDUCE SPEED OR STOP AND FOLLOW MARSHAL'S SIGNALS. BE PREPARED TO PROCEED SLOWLY BACK TO START GRID

- When a RED FLAG is shown:
- Qualifying practice must stop. The help number of the affected car.
- Qualifying starts are void.
- When a RED FLAG is shown, the race must stop. The help number of the affected car.

STEP 1

The start line marshal will visually check if all drivers are ready for the start, showed the "OK" sign. Please indicate the "OK" sign back. After that, the start line marshal will go from the grid.

STEP 2

When "START TO RACE" starts, red, yellow and blue lights on the car will flash 4.5 seconds counted uniformly by the system. After that "READY TO RACE" switches on. Immediately the start will be given with GREEN LIGHT SWITCHES ON.

THE LAW BOOK:

1. EXCESS RETURN TO THE STARTING LINE
2. CAUSING A COLLISION FROM SIDE BY SIDE OR BACK
3. SIDE BY SIDE DRIVING EXCEEDING LIMITS AND CAUSING A COLLISION FROM STARTING OR TRACK
4. OPPOSITE DIRECTION DRIFTING TO THE EDGE OF THE TRACK
5. ABNORMAL CHANGE OF DIRECTION, CONTACT BETWEEN A LASTLY ADVANCED DRIVER AND A LEADER
6. IRREGULAR INSTANCES OR THE APPEARANCE OF A LACK OF CONTROL OVER THE CAR
7. EXCESSIVE SPEED IN A SLOWLY DRIVING AREA OR IN A SLOWLY DRIVING AREA

DOUBLE YELLOW FLAGS:

REDUCE YOUR SPEED SIGNIFICANTLY. DO NOT OVERTAKE, AND BE PREPARED TO CHANGE DIRECTION OR STOP

There is a hazard wholly or partly on the track and/or "racing line"

Overtaking is not permitted before and after the incident

LAPS

- 2 laps Free Practice
- 4 laps Qualifying practice
- 5 laps Qualifying heats
- 6 laps Semi-Finals
- 7 laps Finals



**LEAVING THE TRACK OR GOT OUT OF THE CAR,
YOU CANNOT RE-JOIN IN THAT RACE**



**AFTER A HEAVY ACCIDENT STAY IN YOUR CAR. DO
NOT ATTEMPT TO LEAVE IT ON YOUR OWN.
WE WILL TAKE CARE OF YOU**



**RETURNING TO THE CAR
UNTIL THE END OF THE RACE IS PROHIBITED**

THE LAW BOOK:

1

UNSAFE RETURN TO THE RACING LINE

(Art. 14.2.9 of the SportReg)

2

CAUSING A COLLISION HARD SIDE BY SIDE OR BACK

3

NOT RESPECTING OTHER'S RACING LINES AND CAUSING A COLLISION OR FORCING OFF TRACK

4

OPPOSITE DIRECTION STRICTLY FORBIDDEN

(Art. 12.1.5 of the SportReg)

5

ABNORMAL CHANGE OF DIRECTION, CONTACT RESULTING IN A LASTING ADVANTAGE

(Art. 2b of the App L of the ISC)

6

SERIOUS MISTAKES OR THE APPEARANCE OF A LACK OF CONTROL OVER THE CAR

(Art. 2d of the App L of the ISC)

7

UNNECESSARILY SLOWLY OR IN A MANNER DEEMED POTENTIALLY DANGEROUS TO OTHER DRIVERS

(Art. 2e of the App L of the ISC)

RED FLAG

IMMEDIATELY REDUCE SPEED OR STOP AND FOLLOW MARSHAL'S SIGNALS, BE PREPARED TO PROCEED SLOWLY BACK TO START GRID

- Warm-up and free practice – no re-run
- Qualifying practice – re-run over the total number of laps minus the number of laps completed by the first car
- Qualifying Heats – always re-run all laps
- Semi-Final – no re-run when the leading car completed four (4) laps
- Final, when – no re-run the leading car completed five (5) laps



ONE YELLOW

FLAG:

Reduce your speed, do not overtake, and be prepared to change direction

- There is a hazard beside or partly on the track
- Overtaking is not permitted between the yellow flag and the incident ...

... and has not entirely passed the

LAST
OBSTACLE

DOUBLE YELLOW

FLAGS:

REDUCE YOUR SPEED SIGNIFICANTLY, DO NOT OVERTAKE, AND BE PREPARED TO CHANGE DIRECTION OR STOP

- There is a hazard wholly or partly blocking the track and/or “racing line”
- Overtaking is not permitted between the first yellow flag and the incident...

... and has not entirely passed the

LAST
OBSTACLE



Follow the marshal's direction signs,
will be used together with yellow flags



WHITE FLAG / REMINDER



TO INDICATE THAT THERE IS A MUCH **SLOWER CAR** ON THE SECTOR OF TRACK CONTROLLED BY THAT FLAG POINT.





During practice:

A **faster car is close behind** you and is about to overtake you.

During the race:

The flag should normally be shown to a car **about to be lapped**, if the driver does not seem to be making full use of his rear-view mirrors. When shown, the driver concerned must **allow the following car to pass at the earliest opportunity**.



OVERSPEED / REMINDER



NEVER OVERSPEED!

DELAY WILL NEVER BE AN EXCUSE!

SPEED LIMIT 20



STOPPING CAR / REMINDER



Don't forget!

- PARK IN THE SAFEST POSSIBLE LOCATION OR DRIVE OUT
- NOT STOPPING ON THE RACING LINE
- **OK / INFORM MARSHAL(S)**
- GET OUT AT THE SAFEST POSSIBLE TIME
- ONLY BEHIND TRACK BARRIERS
- IF YOU ARE IN A DANGEROUS PLACE LEAVE THE CAR UNTIL INSTRUCTIONS OF MARSHAL

Both sides



WE ARE HERE **FOR YOU!**



respect
kindness
fairness

A blurred background of a classroom. A woman is standing at the front, and several students have their hands raised, indicating an interactive session or a Q&A period. A yellow pencil is held in the air in the foreground.

ANY QUESTIONS?

WE ARE HERE FOR YOU!

Thank
you!



GUNARS.KOSOJS@GMAIL.COM