

Team managers Organization BRIEFING 2026



MAIN OFFICIALS



Chief Steward

Gražvydas SMETONIS (LTU)

Race director

Martin van de Pavert (NL)





Chief Scrutineer

Raul KOOV (EST)

Clerk of the Course

Kipras Aleknavičius(LTU)





STAFF

NAME

Organiser employee







With these passes please enter and exit the PIT LANE only through correct gates

During the event “Driver”, “Team manager” and „Mechanic“ can access the VIP area and use the shuttle from Palanga Tourism Information Center, Vytauto g. 35, Palanga (next to Casino) or S. Dariaus and S. Gireno st. to the main gate and back

OUT

IN

VARTAI PĖSTIESIEMS (PIT SVEČIO LEIDIMAS GALIOJA TIK SU APYRANKE) / **GATE FOR PEDESTRIANS** (TEAM'S PIT GUEST PASSES VALID ONLY WITH **WRISTBAND**)



MECHANIC

DRIVER

TEAM MANAGER



Team's GUEST MUST have a PASS + WRISTBAND



TRACK ENTRY

ONLY P “PADDOCK” + Valid pass / Ticket

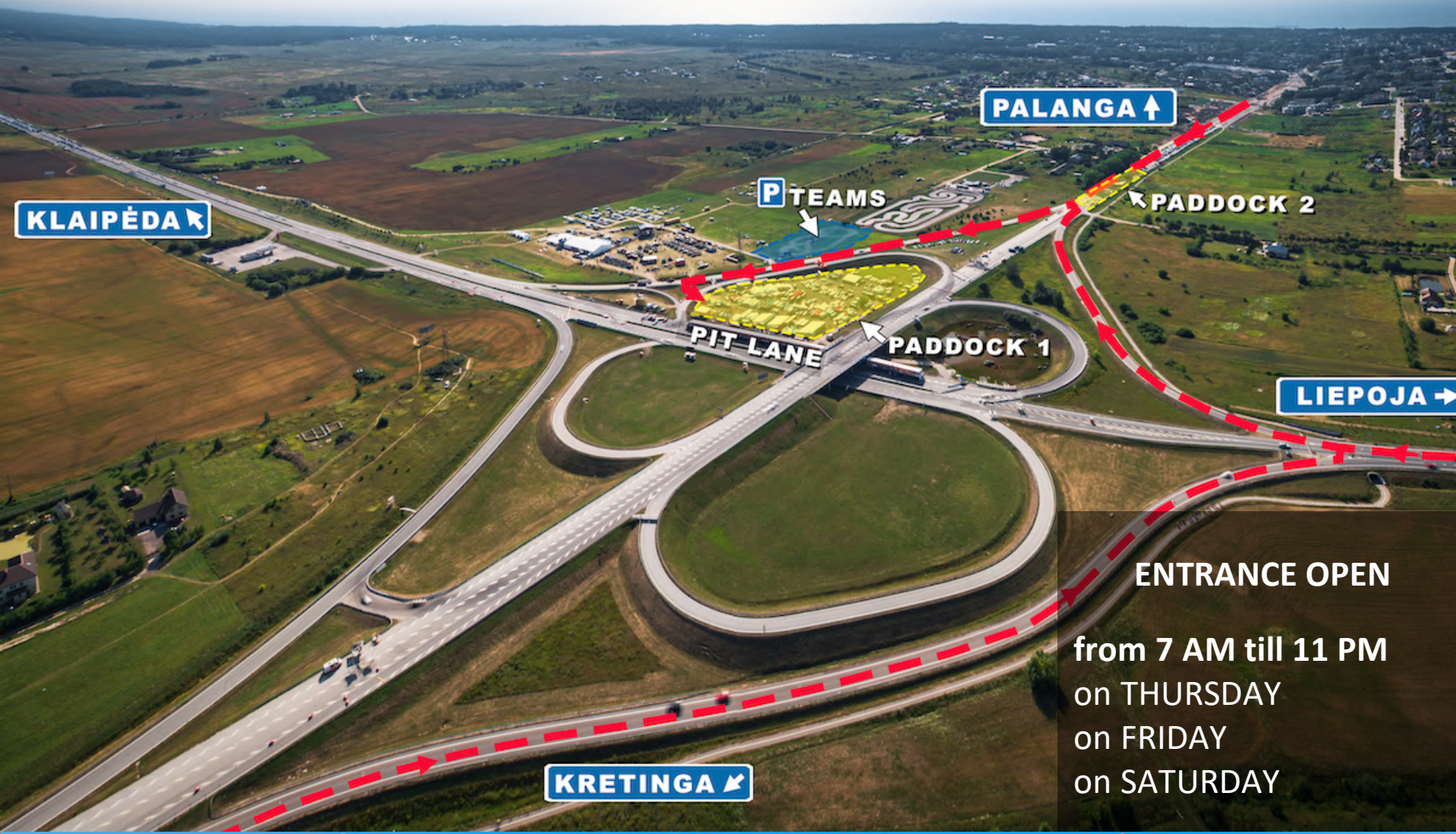

ENTRANCE OPEN

from 7 AM till 11 PM
on THURSDAY
on FRIDAY
on SATURDAY

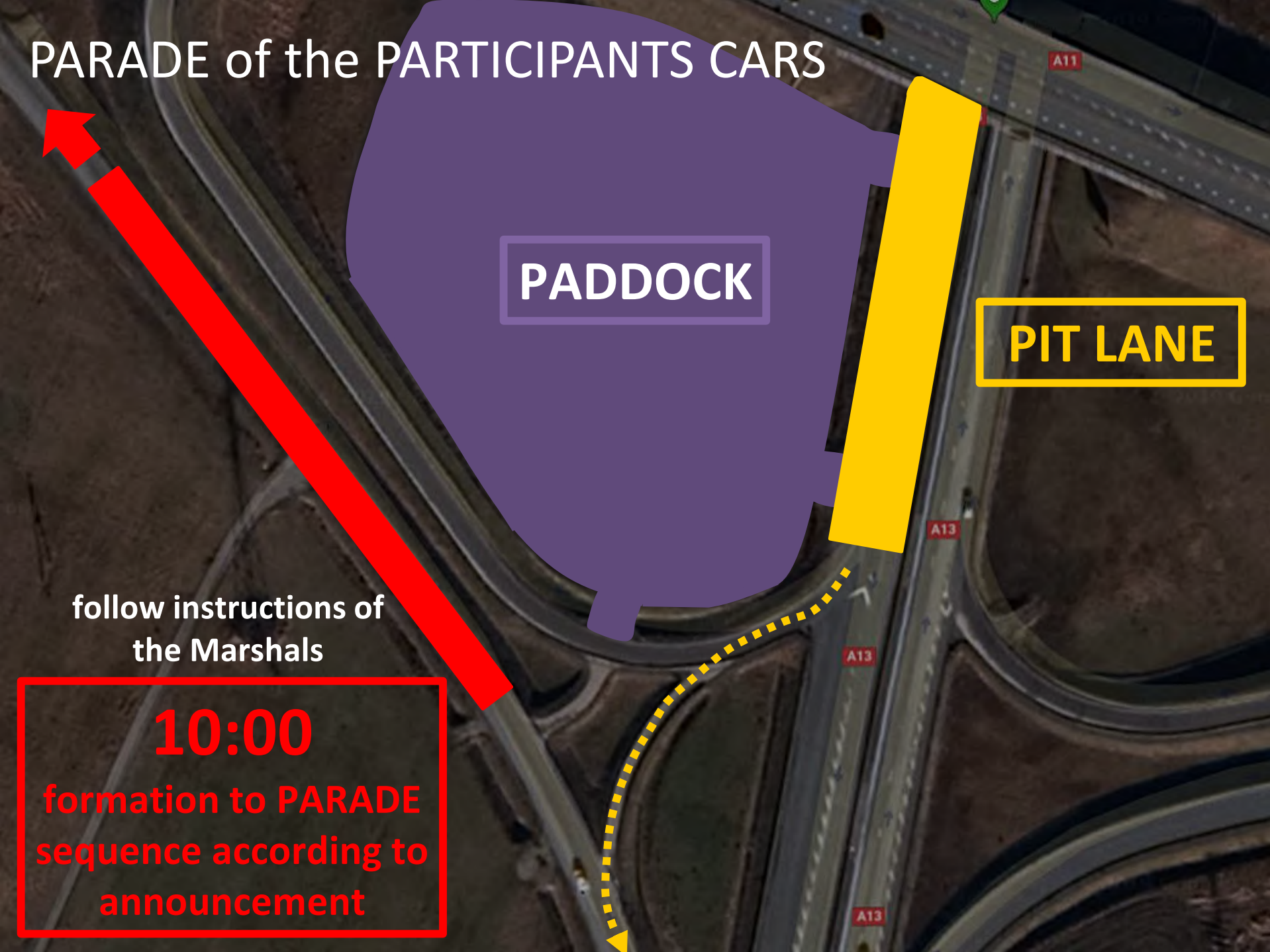
PARADE of the PARTICIPANTS CARS
PADDOCK
PIT LANE
A11
A13
A13
A13
follow instructions of the Marshals
10:00
formation to PARADE sequence according to announcement



Team managers
Race Director
BRIEFING 2026



Important

If you don’t understand what I’m saying, ask immediately.

Ramūnas will translate it!!



Introduction Martin and Bas





- Bas and I are the Race Direction this race.
- You know us from last years, so we skip further introduction.
- Team managers and Race Directors have the same goal: sportive, save race, satisfied customers.
- Difference: You want your team to win; I don't care who wins.



Introduction

- In the next days we expect all competitors, team members and supporters to behave in a friendly, responsible and sportive manner.
- Everybody is here for his own pleasure and enjoyment.
- We as Race Director and Clerks of the Course (RD/CoC's) include us in this, please bear this in mind and act accordingly



Introduction

- For me everybody is equally important, everybody is here for fun.
- If you have doubts or questions, please ask me to explain, I prefer explaining rather than penalties. 'I didn't know’ doesn't exist.
- Penalties; 99% time penalties. I case of doubt or a very good reason, we can delete the penalty.
  But don't discuss every penalty, then I'll sent you away.



Introduction

- I believe officials rather than drivers, maybe I can search footage in our camera system.
  It's an exception I look at recordings from the camera in the car.

- Team managers are in my opinion responsible for almost everything.
  Serving of the Penalties, communication between RD and driver, pit and driving administration, fuel, Switching driver ID, behavior of the team, etc.

- Most of the time I want to speak with the team manager
  (I ask for you with a message in the screen).



Introduction

- Just like last year I work with a fine team, we know and understand each other.
- Bas is my assistant Race Director,
- Kipras is Clerk of the Course,
- Race Control communication with the officials, Paulius.
- Chief Time keeping Alex.
- Chief Scrutineer is Raul.



Introduction

- Secretary of the meeting, Kamilė

- The Steward's roll is different, but they also fit in the team.
  Their connecting and helpful attitude works fine.
  Stewards: Gražvydas, Tomas and Darius.

- Not at the last place:
  All the track, fuel and pit lane officials.

- We all hope WE and YOU have a nice and sportive event



Communication

- The publication board is replaced by Sportity.
- Announcements and Penalties will be published there.
  But the teams in question, will also receive the penalty as a paper document.
- Screen messages (time keeping system) are also valid.
- After the briefings we will place the briefings (or a link) in a PDF-format on Sportity.

Sportity channel: aurum1006km



Official Cars in use

Safety Car – Hyundai IONIQ 5 N EV

For parades; Vytauto str; support races, parades in the track, etc.

Rescue Car – ISUZU D- MAX
and KGM MUSSO

Race Control car - Citroen C5 Aircross
In use for RD, CoC and Stewards





Yellow flags

- Yellow means danger; I want respect for the yellow flags, respect for the officials.

- ***There is a hazard beside or partly on the track. It must be evident that a driver has reduced speed; this means a driver is expected to have braked earlier and/or noticeably reduced speed in that sector***. **Double waved: Reduce your speed significantly, do not overtake, and be prepared to change direction or stop.**

- Yellow flags can be waved prior to the post with the accident and yellow flag (copy flags).





Code 60

- We use Code 60 in Palanga, just like last year. It worked fine. You should also know how it works (Sporting reg. article 21).
- In a dangerous situation we use Code 60, normally it starts with a yellow flag situation in a part of the track.



- All marshal posts show the waved Code 60 flag at the **same time**. Drivers slow down as soon as possible but **don't slam on the breaks**.
  Only foot of the throttle, 10 seconds to go to 60 km/hr.
  <u>No overtaking allowed,</u>
  keep the same distance to the car in front of you.





Code 60



- It is possible that we want more speed reduced, slow zone, go to 40km/hr. Yellow and oil flags can be used, **no green flag**.

- At the end of Code 60 <u>all flags</u> are redrawn and changed for green flags.
  In SIGHT of the green flag, race speed and overtaking are allowed (contrary to the yellow flags, wait till passing the green flag).

- Serving penalties during Code 60 have to be doubled, the amount of fuel is reduced to 50%



Code 60

- The time of 1 lap during Code 60 is: 2 min 41 sec.
- But we can also measure sectors and with radar.
- Mind that taking an advantage can be penalized.
- **During practice we also do some code 60 exercises with the officials.**





Timekeeping

timeservice.nl

Results | Tracker | Statistics | Skins: 1 2 | Local time 12:32:18 | LIVE

Finish

Code 60

Show class: All Highlight:

POS		NR	E.T.A.	NAME	CLASS	PIC	GAP	DIFF	LAST
1		909	Finshd		GT	1	-- 12 laps --		1:46.083
2		31	Finshd		GT	2	15.992	15.992	1:50.875

Code 60

UNDER 1 MINUTE TO THE END OF CODE 60 PROCEDURE

Show class: All Highlight:

POS	NR	STATE	DRIVER IN CAR	ID	NAT	TEAM



Timekeeping

timeservice.nl

- We have the same timekeeping system as last year (Timeservice, Alex and Alexander), very experienced guys, very familiar for me. We can check a lot of endurance matters.

- The stint time of a driver can be 70 minutes max
  (Total driving time minimum of 50 minutes).

- Fuel in and exit loops are present in the fuel area, we know you are in or out of the fuel area.



Timekeeping

timeservice.nl

GetRaceresults.com

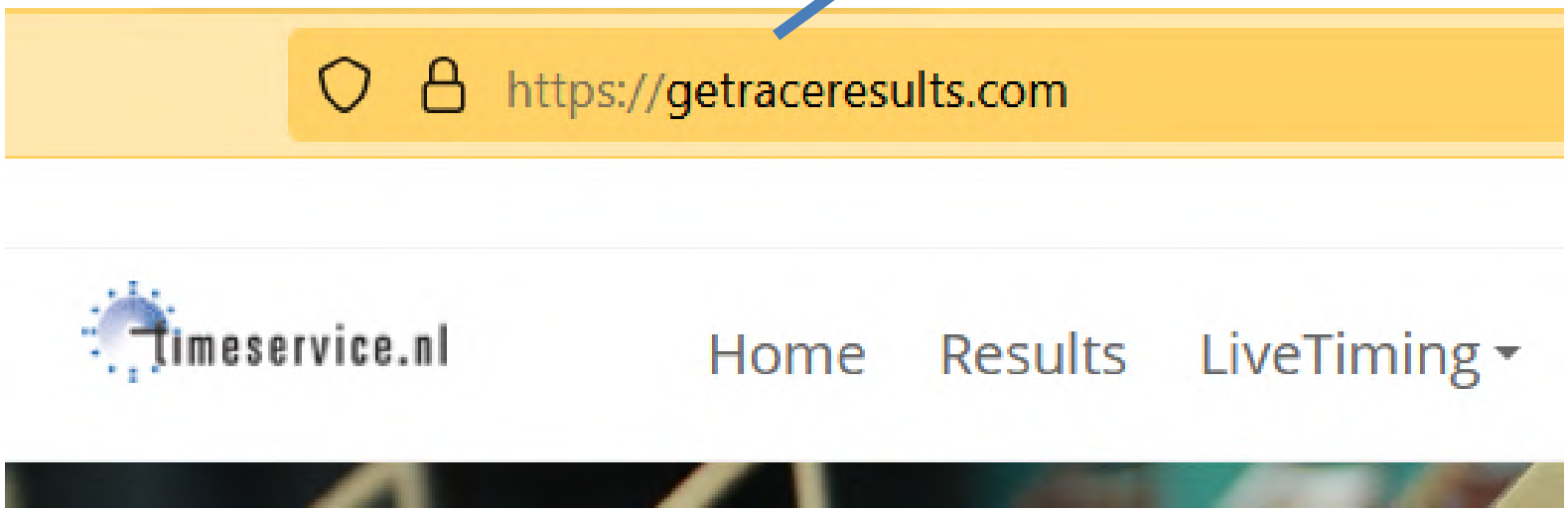

Timekeeping

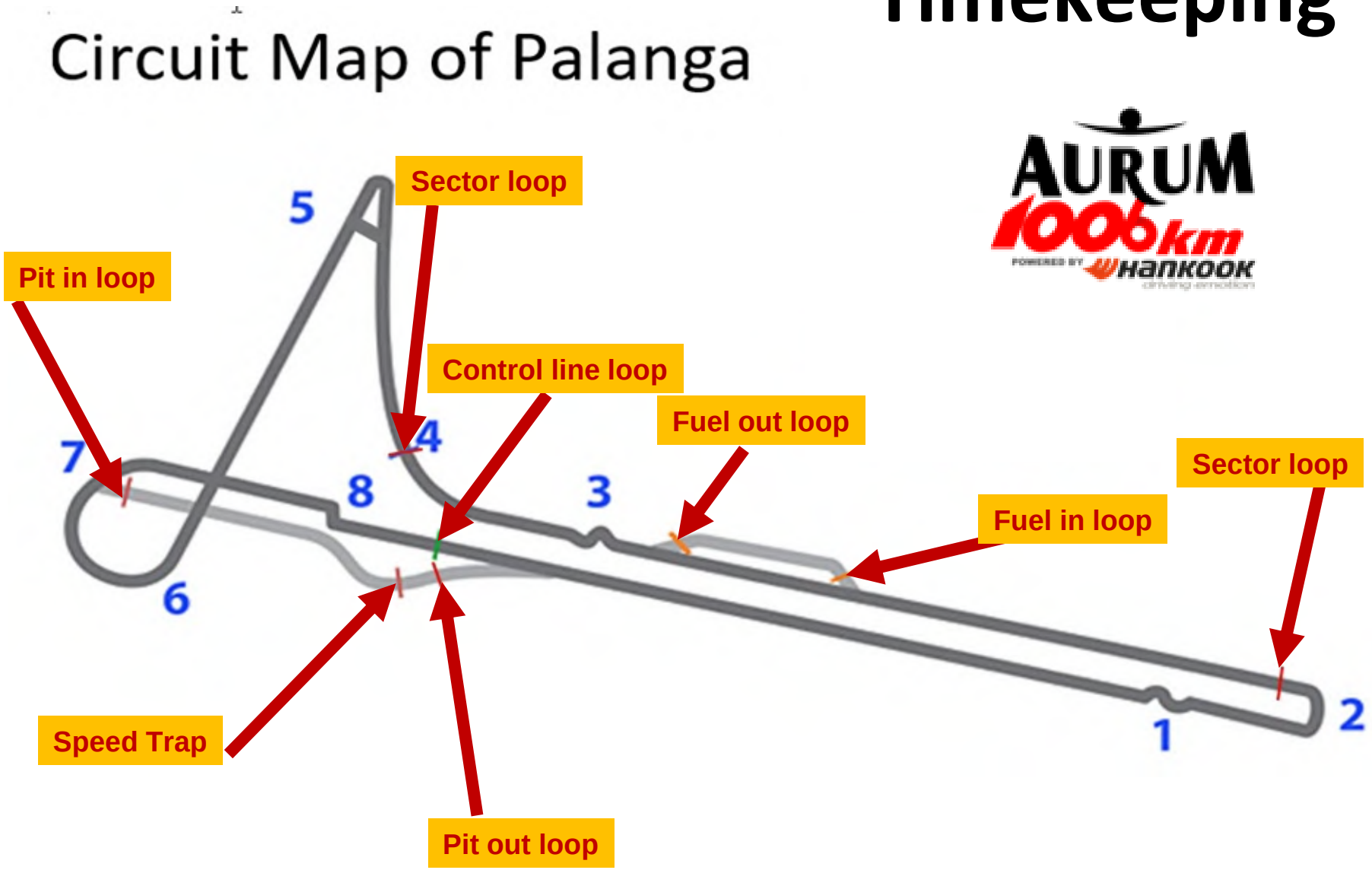

Timekeeping





Timekeeping

timeservice.nl

pit time

- Display **‘P’** after crossing Pit In loop
- Back to normal, display Stint time, when exceeding Pit Out.
- Purple display only if there was code-60 when crossing Pit in loop

Time of the car in the pit lane is **no part** of the driving time **'P’**, time in the fuel area **'F' is also no part** of the driving time.



Timekeeping

timeservice.nl



pit time

- Purple display only if there was code-60 when crossing Pit in loop

- **So if you have a purple display, you have to double the penalty at the penalty box or in front of the pitbox (2th pro-driver)!**

- Team manager is responsible for this.

Time of the car in the pit lane is **no part** of the driving time **'P'**, time in the fuel area **'F' is also no part** of the driving time.



Timekeeping

timeservice.nl

Fuel time

- Display **'F'** after crossing Fuel loop
- Back to normal, display stint time when crossing Fuel out loop.
- Purple display only if there was code-60 when crossing Fuel loop

Time of the car in the pit lane is **no part** of the driving time **'P'**, time in the fuel area **'F' is also no part** of the driving time.



Timekeeping

timeservice.nl



Fuel time

- Purple display only if there was code-60 when crossing Fuel loop

- **So if you have a purple display, the amount of fuel is 50%!**

- Team manager is responsible for this.
  You know what is allowed (BOP list, Max refueling amount =100%, you know what's 50% (BOP list, Max refueling amount).
  Tip: Put a sticker on the tank opening with both amounts

Time of the car in the pit lane is **no part** of the driving time **'P'**, time in the fuel area **'F' is also no part** of the driving time.



Timekeeping

timeservice.nl



Time of the car in the pit lane is **no part** of the driving time **'P'**, time in the fuel area **'F' is also no part** of the driving time.

- Fuel time is visible in the time keeping screen, but the fuel stop is not counted as a pit stop.

Timekeeping

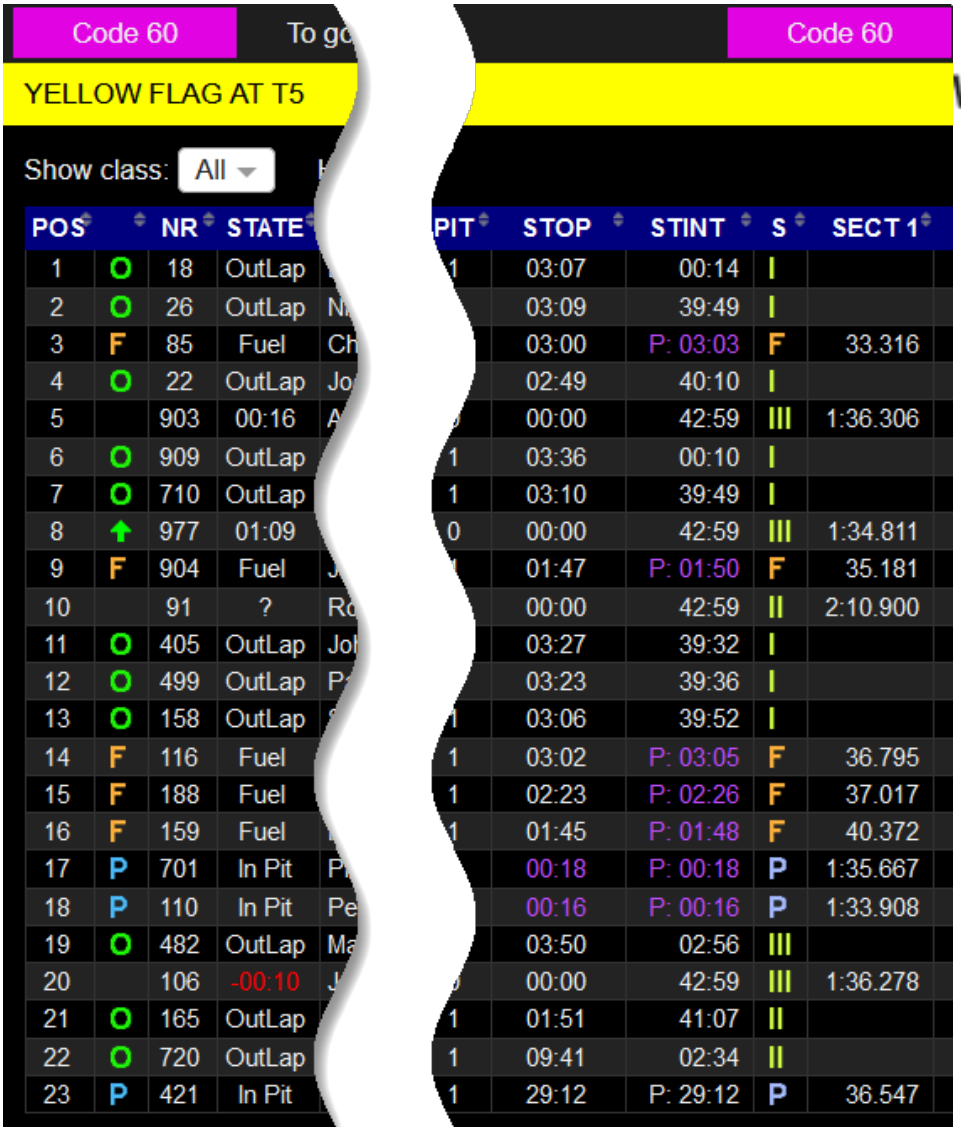







Penalties

- The penalty is announced with a document, an official brings it to you. A penalty is normally for the team, not the driver.
- You have to sign for RECEIVING, signing means not that you agree with the penalty.

Penalties

Date 21-4-2022 ± Time 16:10 Decision nr. 5

Pit box nr. 12

Team 20 Driver #2

From : Race Director /Clerk of the Course CC. : Stewards of the meeting
Secretary of the meeting

The Race Director or Clerk of the Course impose a penalty of:

Penalty 20 seconds ← Penalty

for Speeding in the pit lane ← For

Remark 50 km

Post / Turn 10

Filled in by the team manager

Received by :

Driver at time of infringement :

Date : Time :

Please sign for receiving of this notification. In case of questions, please ask the Race Director.

Race Director /Clerk of the Course : Martin van de Pavert Signature
Bas Hennink
Tautvydas Antanavičius

See article 29.a. The team is obligated to see that the time penalty is carried out in the proper manner and at the appropriate place, the Penalty Box Official will only check that the penalty has been served correctly.
It's not required to solve penalties of less than or equal to 5 seconds. In this case you may add this time penalty (of 5 seconds or less) to another time penalty and solve these at once (always inform the Penalty box official!).
Otherwise time penalties of less than or equal to 5 seconds will be added to your race time at the end of the race (art. 29.a.9).

Penalty box official

Penalty box official

The penalty has been served :

Time set by the runner

To time keeping yes / no

Time printed at CoC : 12:06 Time at team : .....

AURUM 1006km





Penalties

- A penalty must be served during the next pitstop, you don't have to come into the pit lane only for a penalty.

- In case of a penalty the team manager (or a team member) goes to the penalty box when the car comes in the pit lane.





Penalties

- The team member reports to the *penalty box official* that the penalty shall be served.
  After the pit stop the car goes to the penalty box and is stopped by the team member.

- The penalty time starts when the car comes to a complete stop.
  The team member sends the car out of the penalty box after the penalty is served.

- The *penalty box official* **only checks** if the time served is correct, he doesn't help, the team manager remains responsible.





Penalties

- The place of the penalty box, end of the pit lane:





Accident / Contact

- After an incident or contact, the driver **always** has to come to race control to explain why he/she couldn't avoid the accident.
- We will then, if necessary, bring the drivers in contact with each other and find a solution.
- If you don’t comply with this rule, you can expect to receive a penalty.



Advantage

- In case of accidental advantage; overtaking during yellow, wrong side chicane, ... always return the advantage as soon as possible in a safe way.
- Always report this to race control.
- Normal penalty for not returning an advantage:
  Twice the advantage (2X), minimum is 10 sec.



DRIVER ID SWITCH

- Do not forget to set the DRIVER ID SWITCH on time.
- Teams in the last pit garages are advised to set the switch already in the beginning of the Pit Lane.
- If the DRIVER ID SWITCH is not set correct this can be penalized. Please read article 15.11



DRIVER ID

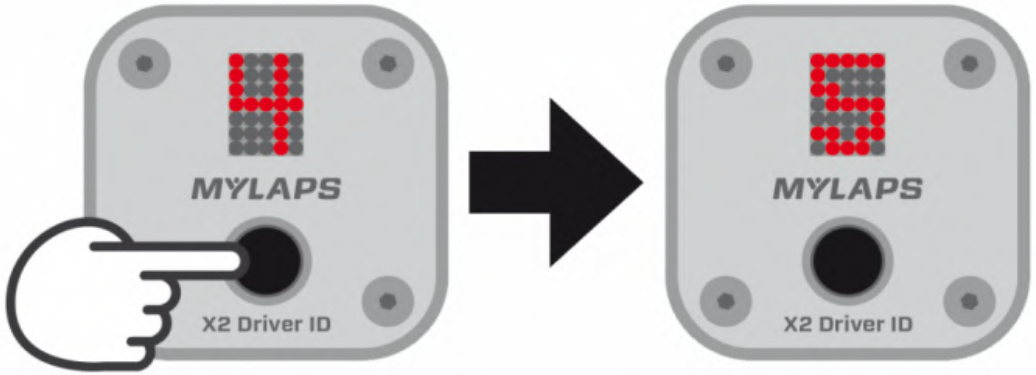

X2 Driver ID can be used by up to 5 users per transponder. Press the button to change driver.

Don't forget to switch during the drivers change!

Driver 1 = ID1

Driver 2 = ID2

Driver 3 = ID3

Driver 4 = ID4

ID5 is not used

Mind that Pro-driver 1 must be before pro-driver 2.

Control Card

Palanga 1006km

Palanga 19-22 July 2023

Start nr	Pit box nr	TEAM NAME

Officials may check this cars during the event, please fill in correctly

Date

PIT IN/OUT	Time	ID nr	Name driver	Work on the car
Pit out				
Pit in				
Pit out				
Pit in				
Pit out				
Pit in				
Pit out				
Pit in				
Pit out				
Pit in				
Pit out				

Pit in				
Pit out				
Pit in				
Pit out				
Pit in				
Pit out				
Pit in				
Pit out				
Pit in				
Pit out				

You can also use the Excel Control Card on your computer.

Use day-time, not race-time



Control Card

The Control card is mentioned in article 15.6 and following.

You have an administration of:

- Driver changes (time of the day)
- Fuel stops
- Maintenance
- Tyre changes
- Etc.

- It is only needed if we have doubts about something.

- If you don’t have an administration, I’m always right



REMARKS

- After the 2 Qualifying sessions on Friday (17:00hr) the Top Ten cars go to the pit lane.
  It is also allowed for the drivers in the parc fermé area to walk to the pit lane.
  Cars can be collected later by the mechanics (18:00hr).



Start procedure

11.00hr	Pit exit closed
	Cars left in the Pit Lane will start from the Pit Lane (Only with permission from the RD).
	Start Grid Walk.
11.38hr	National Anthem
11.39hr	Grid walk ends, sweeping start grid
11:45hr	10-minute sign is displayed
11.50hr	5-minute sign is displayed
	All drivers are in their car. No repairs/working on the car,
	two mechanics and the Team Manager can stay on the grid with their car.
11.51hr	**Team manager, Let the drivers put their helmet on, they don't hear/see the signals.**
11.52hr	3-minute sign is displayed.
11.53hr	Announcement 'Start your engines
11.54hr	1-minute sign is displayed
	Drivers start their engines. If the engine was started earlier a penalty will be imposed.
	All team members leave the grid immediately after starting the engine.
11.55hr	Green flag
	Start of 2 formation laps Green flags waved at all Marshall Posts in the first lap.
	The Leading Car will take the field for two formation laps.



OFFICIALS OF THE EVENT

Some noteworthy officials to mention

- Pit Lane marshals: Milda (chief).
  The Pit Lane officials will also reprise the role of "runners".
  Meaning they will bring You the documents which come from Race Control.
  Please get to know them during the event for smooth cooperation.
- Refueling marshals: Ainė (chief).

- All Pit lane and Fuel Officials have a RED tabard.



QUESTIONS

- Your also welcome in the drivers briefing.
- If you have any questions during the event, we gladly explain.



HAVE A GREAT RACE!