

BRIEFING 2026
Organization



HAPPY BIRTHDAY!



16 JULY

Mick Holland,

#7 „DHR RACING“

16 JULY

Mindaugas Rudys,

#9 „BMW KESTAUTOTELŠIŲ STATYBA“



MAIN OFFICIALS



Chief Steward

Gražvydas SMETONIS (LTU)

Race director

Martin van de Pavert (NL)





Chief Scrutineer

Raul KOOV (EST)

Clerk of the Course

Kipras Aleknavičius(LTU)





STAFF

NAME

Organiser employee







With these passes please enter and exit the PIT LANE only through correct gates

During the event “Driver”, “Team manager” and „Mechanic“ can access the VIP area and use the shuttle from Palanga Tourism Information Center, Vytauto g. 35, Palanga (next to Casino) or S. Dariaus and S. Gireno st. to the main gate and back



VARTAI PĖSTIESIEMS (PIT SVEČIO LEIDIMAS GALIOJA TIK SU APYRANKE) / **GATE FOR PEDESTRIANS** (TEAM'S PIT GUEST PASSES VALID ONLY WITH **WRISTBAND**)



MECHANIC
DRIVER
TEAM MANAGER



Team's GUEST MUST have a PASS + WRISTBAND



TRACK ENTRY

ONLY P “PADDOCK” + Valid pass / Ticket

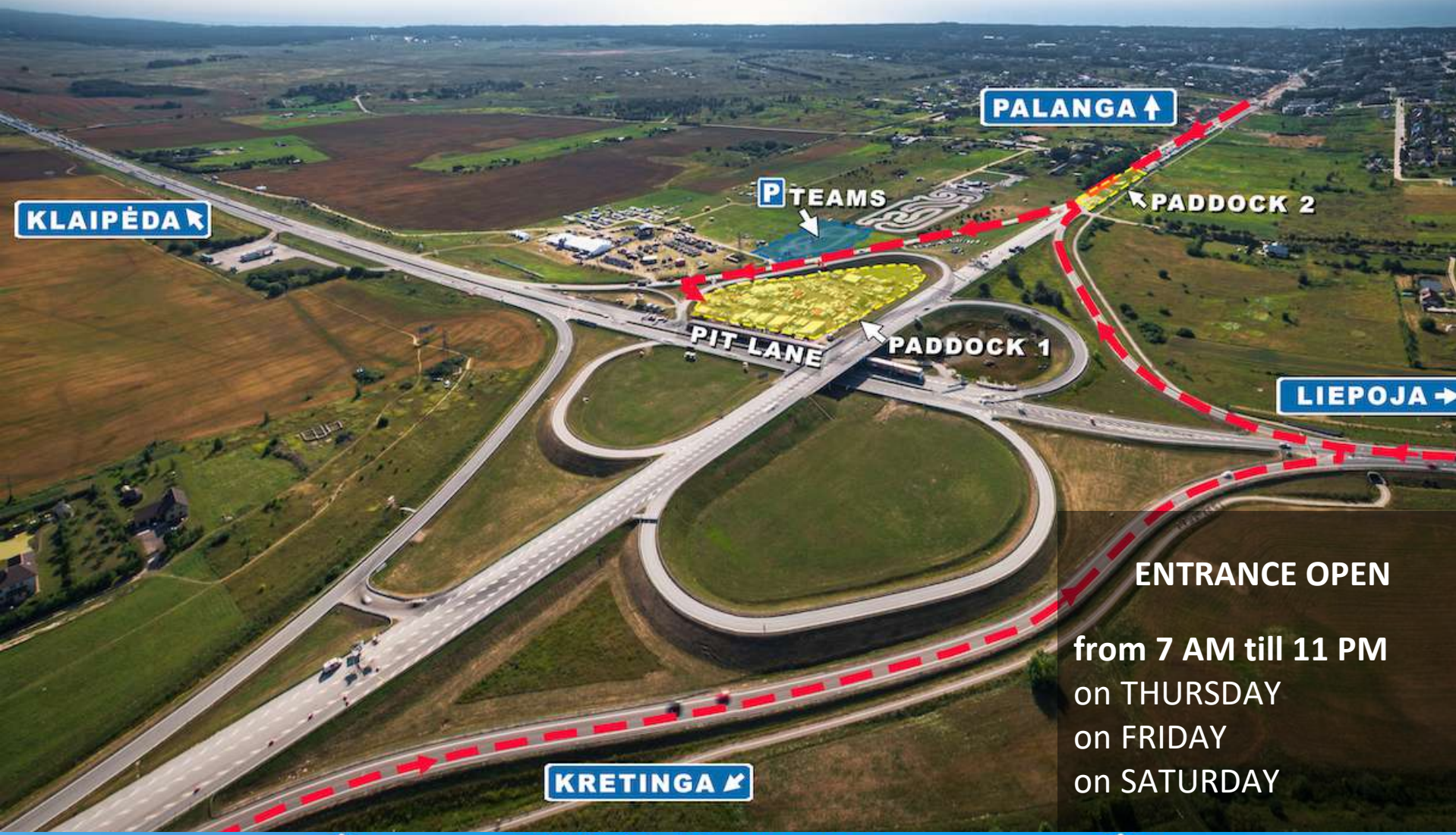

ENTRANCE OPEN

from 7 AM till 11 PM
on THURSDAY
on FRIDAY
on SATURDAY



PARADE

10:00

formation to PARADE sequence according to announcement



QUALIFYING results and STARTING GRID

Part 2, SUPER POLE	Part 1, QUALIFYING
Place from 1ST to 10TH best lap time of 1 (one) driver during super pole session	**Place from 11TH to LAST** sum of best lap times of 2 (two) drivers during qualifying session and TOP 10 cars move to the super pole session



PARC FERME

QUALIFYING	(all cars)	refueling area
SUPER POLE	(1st, 2nd, 3rd)	start line
RACE	(all cars)	start line

!!! follow instructions of the Marshals !!!



BRIEFING
Race Director
2026



Important

If you don’t understand what I’m saying, ask immediately.

Ramūnas will translate it!!



Introduction

- In the next days we expect all competitors, team members and supporters to behave in a friendly, responsible and sportive manner.
- Everybody is here for his own pleasure and enjoyment.
- We as Race Director and Clerks of the Course (RD/CoC's) include us in this, please bear this in mind and act accordingly



Introduction

- For me everybody is equally important, everybody is here for fun.
- If you have doubts or questions, please ask me to explain, I prefer explaining rather than penalties. 'I didn't know’ doesn't exist.
- Please contact your Team manager first if you have any questions.



Introduction

- Just like last year I work with a fine team, we know and understand each other.
- Bas is my assistant Race Director,
- Kipras is Clerk of the Course,
- Race Control communication with the officials, Paulius.
- Chief Time keeping Alex.
- Chief Scrutineer is Raul.



Introduction

- Secretary of the meeting, Kamilė
- The Steward's role is different, but they also fit in the team.
  Their connecting and helpful attitude works fine.
  Stewards: Gražvydas, Tomas and Darius.
- Not at the last place:
  All the track, fuel and pit lane officials.
- We all hope WE and YOU have a nice and sportive event



Communication

- The publication board is replaced by Sportity.
- Announcements and Penalties will be published there.
  But the teams in question, will also receive the penalty as a paper document.
- Screen messages (time keeping system) are also valid.
- After the briefings we will place the briefings (or a link) in a PDF-format on Sportity.

Sportity channel: aurum1006km



Official Cars in use

Safety Car – Hyundai IONIQ 5 N EV

For parades; Vytauto str; support races, parades in the track, etc.

Rescue Car – ISUZU D- MAX
and KGM MUSSO

Race Control car - Citroen C5 Aircross
In use for RD, CoC and Stewards





Yellow flags

- Yellow means **danger**; I want respect for the yellow flags, respect for the officials.

- ***There is a hazard beside or partly on the track. It must be evident that a driver has reduced speed; this means a driver is expected to have braked earlier and/or noticeably reduced speed in that sector***. **Double waved: Reduce your speed significantly, do not overtake, and be prepared to change direction or stop.**

- Yellow flags can be waved prior to the post with the accident and yellow flag (copy flags).





Code 60

- We use Code 60 in Palanga, just like last years. It worked fine. You should also know how it works (Sporting reg. article 21).
- In a dangerous situation we use Code 60, normally it starts with a yellow flag situation in a part of the track.



- All marshal posts show the waved Code 60 flag at the **same time**. Drivers slow down as soon as possible but **don't slam on the breaks**.
  Only foot of the throttle, 10 seconds to go to 60 km/hr.
  <u>No overtaking allowed,</u>
  keep the same distance to the car in front of you.





Code 60



- It is possible that we want more speed reduced, slow zone, go to 40km/hr. Yellow and oil flags can be used, **no green flag**.

- At the end of Code 60 <u>all flags</u> are redrawn and changed for green flags.
  In SIGHT of the green flag, race speed and overtaking are allowed (contrary to the yellow flags, wait till passing the green flag).

- Serving penalties during Code 60 have to be doubled, the amount of fuel is reduced to 50%



Code 60

- The time of 1 lap during Code 60 is: 2 min 41 sec.
- But we can also measure sectors and with radar.
- Mind that taking an advantage can be penalized.
- **During practice we also do some code 60 exercises with the officials.**





Accident / Contact

- After an incident or contact, the driver **always** has to come to race control to explain why he/she couldn't avoid the accident.
- We will then, if necessary, bring the drivers in contact with each other and find a solution.
- If you don’t comply with this rule, you can expect to receive a penalty.



Advantage

- In case of accidental advantage; overtaking during yellow, wrong side chicane, ... always return the advantage as soon as possible in a safe way.
- **Always report this to race control.**
- Normal penalty for not returning an advantage:
  Twice the advantage (2X), minimum is 10 sec.



DRIVER ID

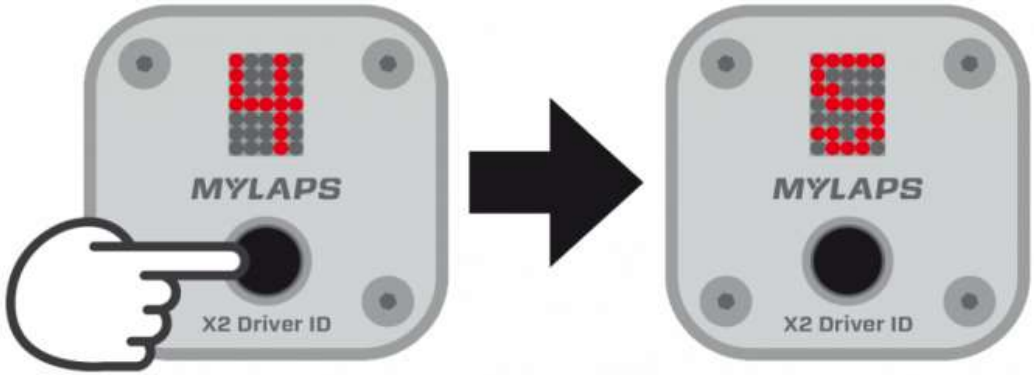

X2 Driver ID can be used by up to 5 users per transponder. Press the button to change driver.

Don't forget to switch during the drivers change!

Driver 1 = ID1

Driver 2 = ID2

Driver 3 = ID3

Driver 4 = ID4

ID5 is not used



DRIVER ID SWITCH

- Do not forget to set the DRIVER ID SWITCH on time.
- Teams in the last pit garages are advised to set the switch already in the beginning of the Pit Lane!
- If the DRIVER ID SWITCH is not set correct this can be penalized. Please read article 15.11



BRIEFING
Clerk of the Course
2026



OFFICIALS OF THE EVENT

Some noteworthy officials to mention

- Pit Lane marshals: Milda (chief).
  The Pit Lane officials will also reprise the role of "runners". Meaning they will bring You the documents which come from Race Control.
  Please get to know them during the event for smooth cooperation.
- Refueling marshals: Ainė (chief).

- All Pit lane and Fuel Officials have a RED tabard.



SCRUTINEERING

during the Race





Timekeeping

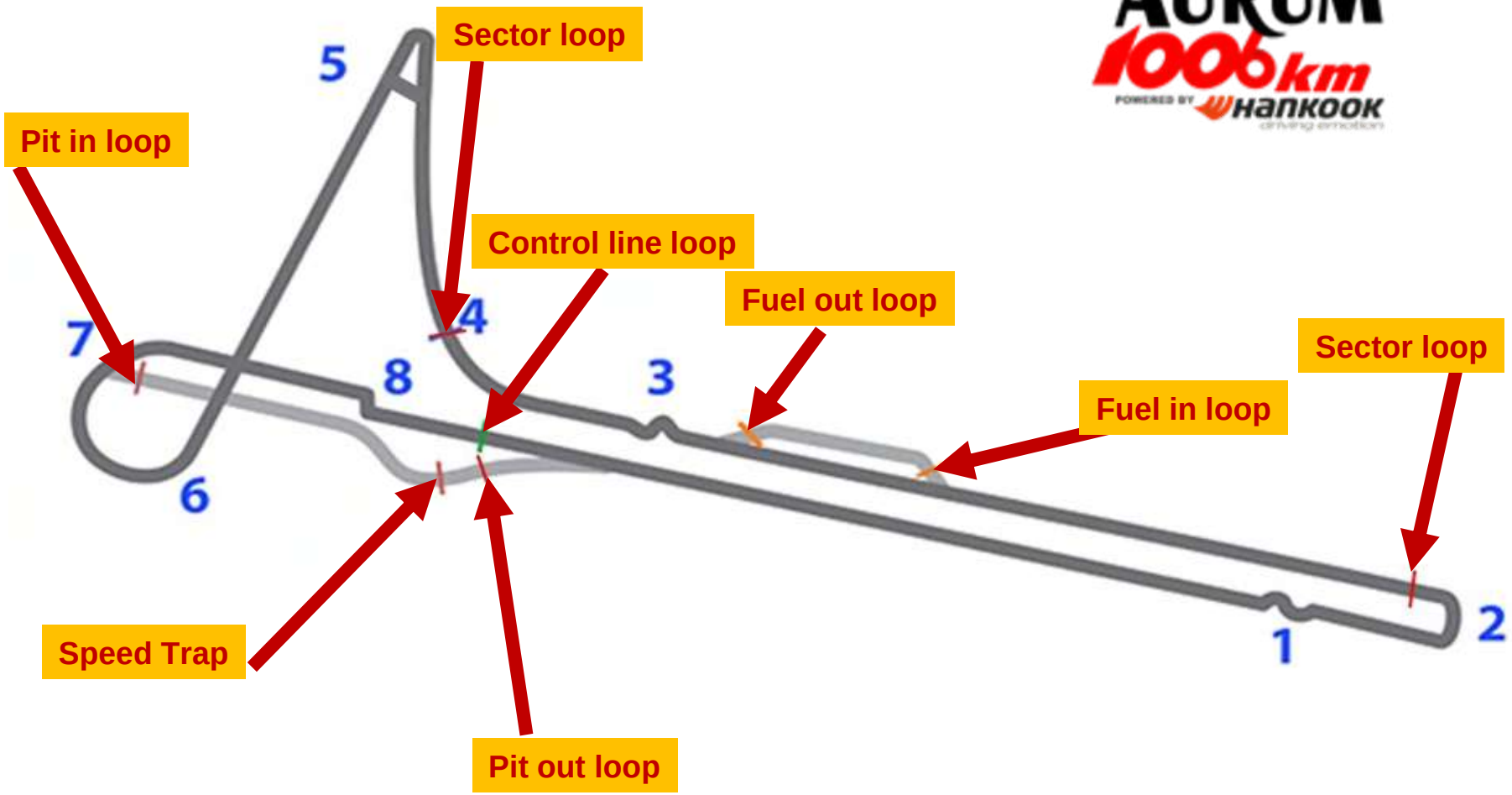

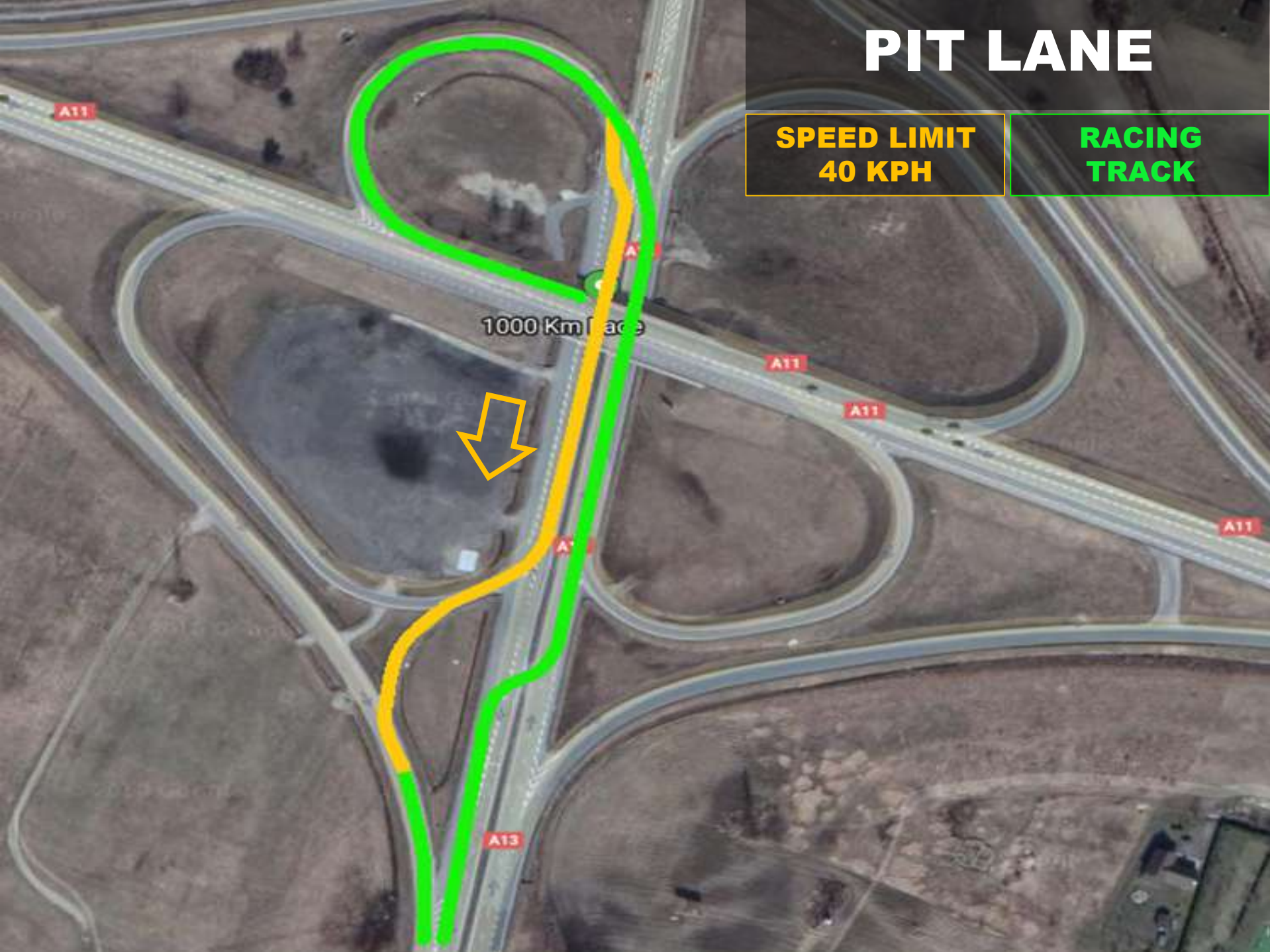
PIT LANE
SPEED LIMIT
40 KPH
RACING
TRACK
A11
A11
A11
A11
A13


PIT LANE
ENTRANCE
SPEED LIMIT
40 KPH
AURUM
1006km
HANKOOK

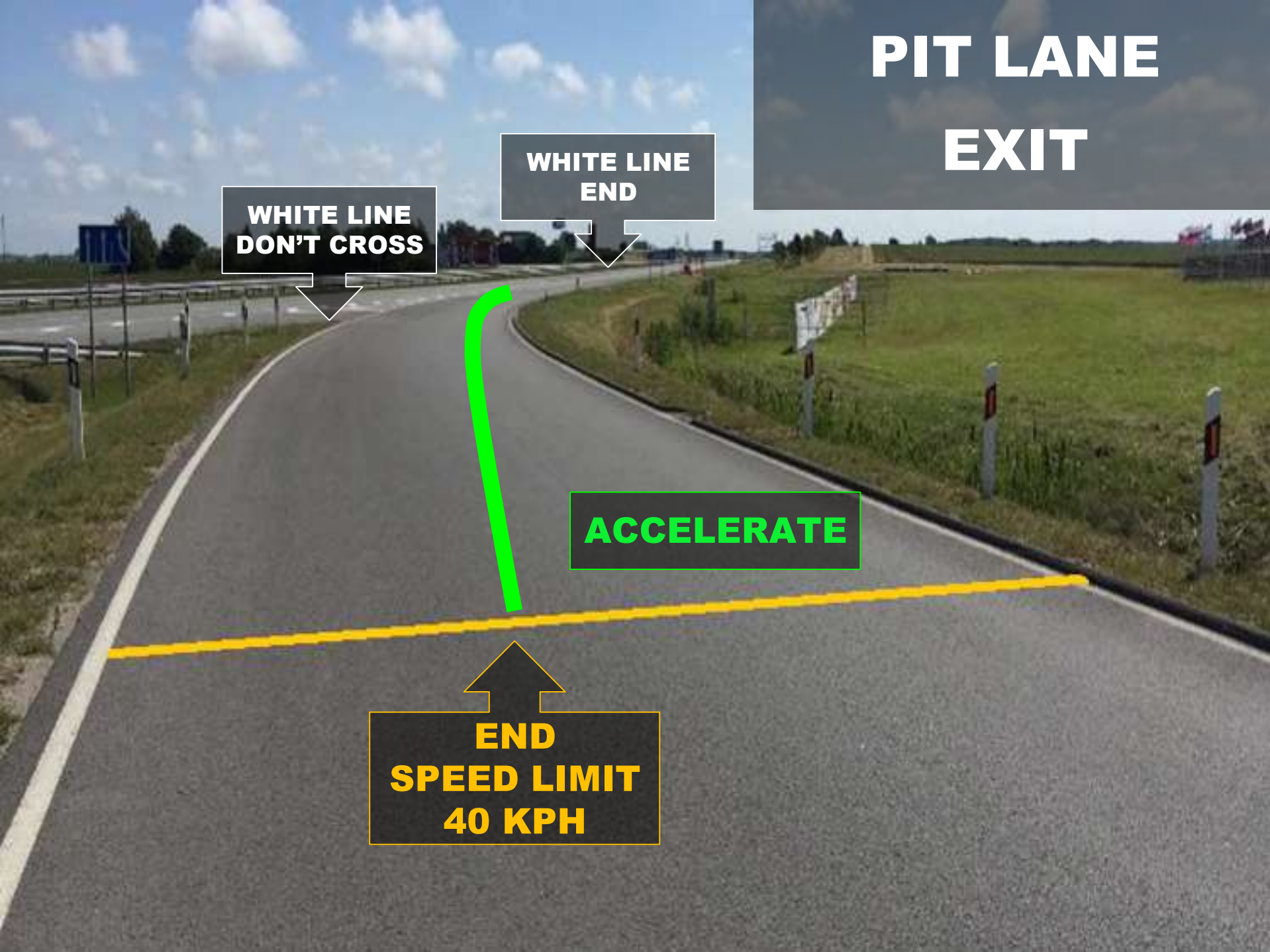
PIT LANE
EXIT
WHITE LINE
END
WHITE LINE
DON'T CROSS
ACCELERATE
END
SPEED LIMIT
40 KPH

REFUELING AREA

! CHECK THE BRAKES !

E272

A13

A13

SPEED LIMIT 40 KPH	ACCELERATE

REFUELING AREA




REFUELING
ENTRANCE
SPEED LIMIT
40 KPH

REFUELING EXIT



REFUELING EXIT

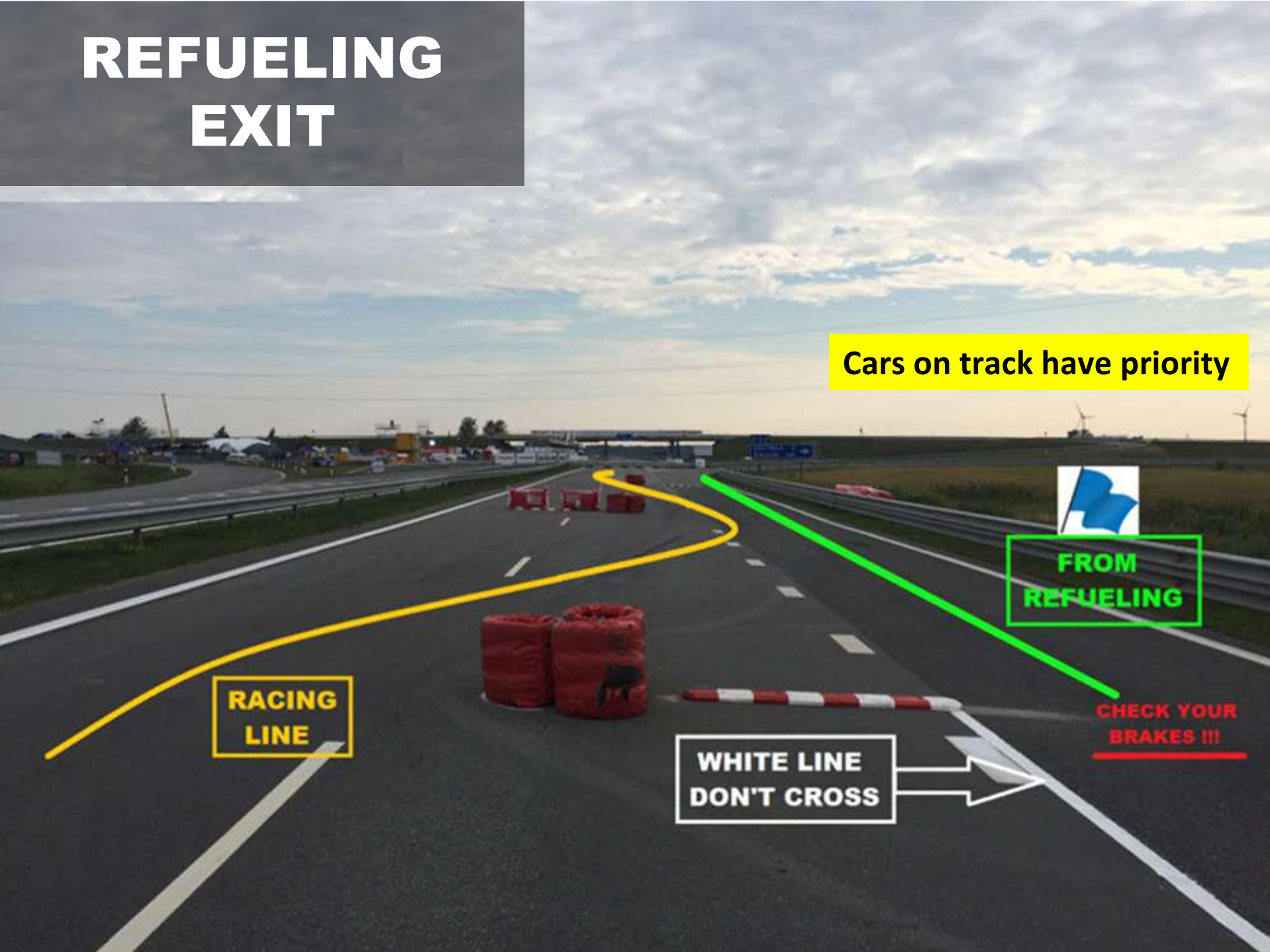

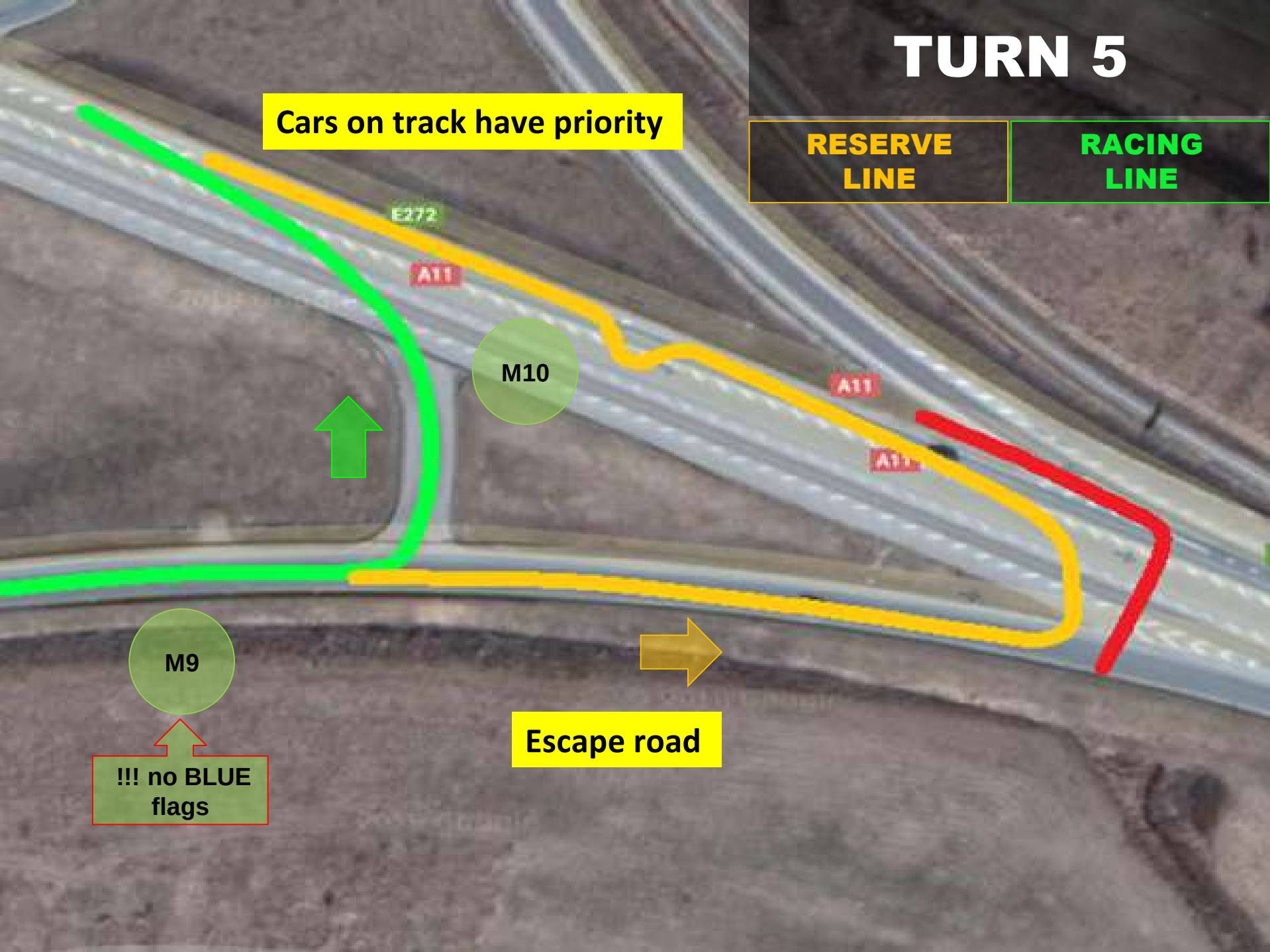
TURN 5
RESERVE LINE
RACING LINE
Cars on track have priority
E272
A11
M10
A11
A11
M9
!!! no BLUE flags
Escape road

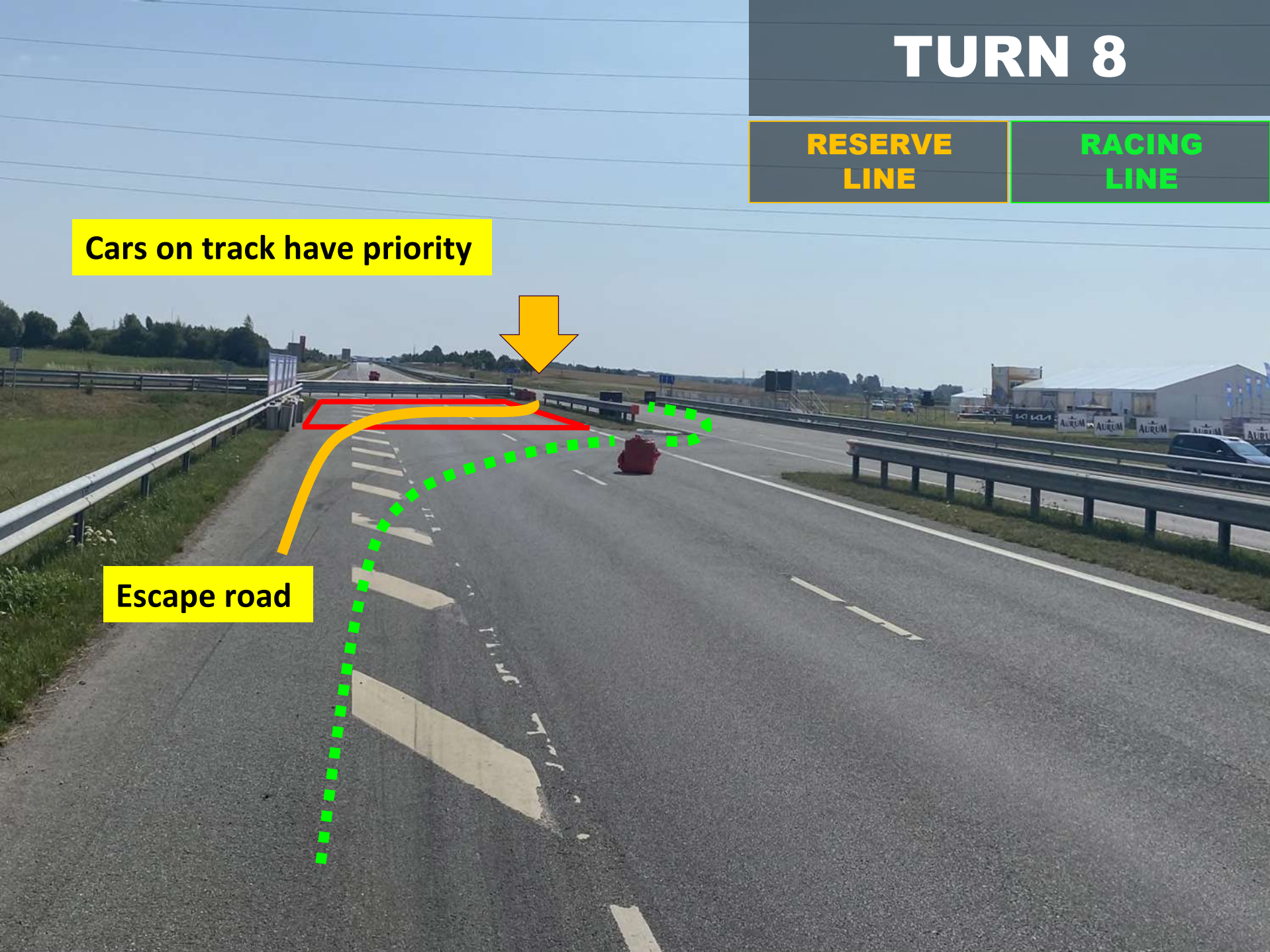
TURN 8
RESERVE LINE
RACING LINE
Cars on track have priority
Escape road


TURN 8
RESERVE LINE
RACING LINE
Cars on track have priority
RESERVE LINE
DO NOT GO BACKWARDS



BLUE FLAGS



- **The driver of the faster car** is responsible for safe and sportive overtaking of the driver of the slower car.

- **The driver of the slower car** is not allowed to make manoeuvres that may interrupt, deliberate crowding of a car beyond the edge of the track or make abnormal change of direction. Stay on your racing line.



SLOW ZONE

!!! MARSHALS ON THE TRACK !!!



NEXT SLOW



REDUCE YOUR SPEED

SLOW



REDUCE YOUR SPEED SIGNIFICANTLY

40 KPH SPEED LIMIT 40 KPH



STARTING PROCEDURE

START SIGNAL
LIGHTS OFF



FORMATION
SPEED 60 KPH



START LINE

RED LINE













POLE POSITION

!!! KEEP THE FORMATION UNTIL START SIGNAL !!!



STARTING PROCEDURE

START SIGNAL
LIGHTS OFF

FORMATION
SPEED 60 KPH

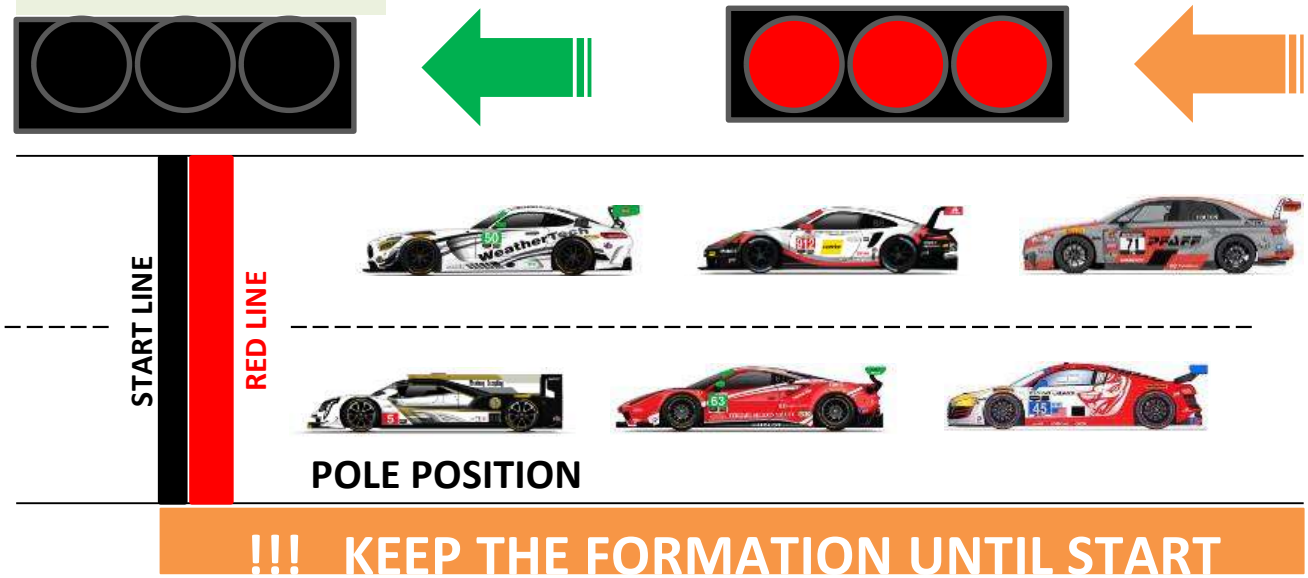

!!! KEEP THE FORMATION UNTIL START

new separate explanation



REMINDER ABOUT ORDER IN THE PITLANE

- **Please do not crowd the other teams' pit box allocation**. Be respectful towards eachother.
- **Do not use the slow lane to reach your pit box**, that's where the fast lane is for.
- All safety equipment – helmet, gloves, belts and etc. **MUST be complety on and secured BEFORE the car moves** out of their allocated pit box area.
  NO STRAPING THE BELTS IN OR PUTTING ON GLOVES WHILE DRIVING TO THE PIT EXIT!

FRIENDLY REMINDER

- Breathalizer checks may be carried at any time during the event!
- A mandatory check will be held at the Vytautas g. parade on Thursday.
- The organizer and all officials would like to remind everyone that safety comes first, more so when behind the wheel.



MITJET BALTICS SPECIFICS

- **ENTRY TO THE TRACK – through the paddock, then to the PIT EXIT line.**
- **EXIT FROM THE TRACK – through the pitlane, then to the paddock.**
- **Race Gate Open: 10 minutes before the start.**
  Then the standard 5, 3, 1 minutes procedures.
- **Race Gate Open -> 1 warm-up lap, take your starting position -> 5, 3, 1 minutes signals -> 1 formation lap with Safety Car -> START SIGNAL.**

Race Director – Kipras Aleknavičius
Clerk of Course – Paulius Antanavičius
Stewards - Gražvydas, Tomas, Darius
For this event only – decisions will be made by the Race Director



QUESTIONS?



HAVE A GREAT RACE!