



N°	Pilote NOM Prénom	Nat.Pil.	Concurrent NOM Prénom	Nat.Con.	Marque	Modèle	Année	Classe
2	DI RISIO Massimo	ITA	DI RISIO Massimo	ITA	OSCA	MT4	1949	2
4	WOOD Niamh	GBR	WOOD Niamh	GBR	COOPER-BRISTOL	T20 (MK1)	1952	2
6	PLANTE Guy	GBR	PLANTE Guy	GBR	COOPER-BRISTOL	T23 (MK2)	1953	2
8	GRANT Paul	BEL	GRANT Paul	BEL	COOPER-BRISTOL	T23 (MK2)	1953	2
12	BIRCH Michael	GBR	BIRCH Michael	GBR	CONNAUGHT	B2	1955	3
14	DE BALDANZA Julia	GBR	DE BALDANZA Julia	GBR	MASERATI	A6GCM	1952	2
16	LEROY Eric	FRA	LEROY Eric	FRA	GORDINI	T11/15	1946	2
18	BALLY Jean-Jacques	FRA	BALLY Jean-Jacques	FRA	GORDINI	T11/15	1947	2
20	HUERTGEN Claudia	DEU	METHUSALEM RACING	DEU	FERRARI	246 (DINO)	1960	3
24	BERGEL SAINZ DE BARANBA Jaime	ESP	DRIVEX	ESP	MASERATI	4CLT/48	1949	1
26	BIGIONI Denis	CAN	BIGIONI Denis	CAN	TALBOT-LAGO	T26C	1948	1
28	DUMOLIN Christian	BEL	DUMOLIN Christian	BEL	MASERATI	250F	1954	3
30	FIERRO-ELETA Guillermo	ESP	FIERRO-ELETA Guillermo	ESP	MASERATI	250F	1954	3
32	FRANCHITTI Marino	GBR	FRANCHITTI Marino	GBR	MASERATI	250F	1957	3
34	SPIERS John	GBR	SPIERS John	GBR	MASERATI	250F	1955	3
36	ENGELHORN Kurt	GBR	ENGELHORN Kurt	GBR	MASERATI	250F	1955	3
40	FOLCH-RUSIÑOL CORACHÁN Joaquin	ESP	CLASSIC TEAM LOTUS LTD	GBR	LOTUS	16	1958	3
42	BAILEY Marshall	GBR	BAILEY Marshall	GBR	LOTUS	16	1959	3
44	SMITH-HILLIARD Max	GBR	SMITH-HILLIARD Max	GBR	LOTUS	16	1958	3
46	SERGISON Ewen	GBR	SERGISON Ewen	GBR	LOTUS	16	1959	3
48	SHAW Mark	GBR	SHAW Mark	GBR	SCARAB	F1	1960	3
50	O'NEILL Jeffrey	USA	O'NEILL Jeffrey	USA	MASERATI	250F	1957	3
56	BAKER Brad	CAN	BAKER Brad	CAN	MASERATI	250F	1954	3
58	DE GROODT Stéphane	FRA	METHUSALEM RACING	DEU	MASERATI	250F	1958	3
60	WOOD Anthony	GBR	WOOD Anthony	GBR	TEC-MEC	F415	1959	3
62	SCHLERETH Thomas	AUS	SCHLERETH Thomas	AUS	FERGUSON	P99	1960	4







14ème GRAND PRIX DE MONACO HISTORIQUE 2024  
 SERIE A2 : Voitures de Grand Prix à moteur avant construites avant 1961  
 SERIE A2 : Front-engine Grand Prix Cars, built before 1961



LISTE FINALE DES AUTORISES A PRENDRE LE DEPART / FINAL LIST OF AUTHORISED DRIVERS TO RACE

Num Num	Pilote Pilot	Nat Pil Nat Pil	Concurrent Competitor	Nat.Com Nat Com	Marque Type	Modèle Model	Année Year	Classe class
2	DI RISIO Massimo		DI RISIO Massimo		OSCA	MT4	1949	2
4	WOOD Niamh		WOOD Niamh		COOPER-BRISTOL	T20 (MK1)	1952	2
6	PLANTE Guy		PLANTE Guy		COOPER-BRISTOL	T23 (MK2)	1953	2
8	GRANT Paul		GRANT Paul		COOPER-BRISTOL	T23 (MK2)	1953	2
12	BIRCH Michael		BIRCH Michael		CONNAUGHT	B2	1955	3
14	DE BALDANZA Julia		DE BALDANZA Julia		MASERATI	A6GCM	1952	2
16	LEROY Eric		LEROY Eric		GORDINI	T11/15	1946	2
18	BALLY Jean-Jacques		BALLY Jean-Jacques		GORDINI	T11/15	1947	2
20	HUERTGEN Claudia		METHUSALEM RACING		FERRARI	246 (DINO)	1960	3
24	BERGEL SAINZ DE BARANBA Jaime		DRIVEX		MASERATI	4CLT/48	1949	1
26	BIGIONI Denis		BIGIONI Denis		TALBOT-LAGO	T26C	1948	1
28	DUMOLIN Christian		DUMOLIN Christian		MASERATI	250F	1954	3
30	FIERRO-ELETA Guillermo		FIERRO-ELETA Guillermo		MASERATI	250F	1954	3
32	FRANCHITTI Marino Marino		FRANCHITTI Marino		MASERATI	250F	1957	3
34	SPIERS John		SPIERS John		MASERATI	250F	1955	3
36	ENGELHORN Kurt		ENGELHORN Kurt		MASERATI	250F	1955	3
40	FOLCH-RUSIÑOL CORACHÁN Joaquin		CLASSIC TEAM LOTUS LTD		LOTUS	16	1958	3
42	BAILEY Marshall		BAILEY Marshall		LOTUS	16	1959	3
44	SMITH-HILLIARD Max		SMITH-HILLIARD Max		LOTUS	16	1958	3
46	SERGISON Ewen		SERGISON Ewen		LOTUS	16	1959	3
48	SHAW Mark		SHAW Mark		SCARAB	F1	1960	3
50	O'NEILL Jeffrey		O'NEILL Jeffrey		MASERATI	250F	1957	3
56	BAKER Brad		BAKER Brad		MASERATI	250F	1954	3

14ème GRAND PRIX DE MONACO HISTORIQUE 2024  
 SERIE A2 : Voitures de Grand Prix à moteur avant construites avant 1961  
 SERIE A2 : Front-engine Grand Prix Cars, built before 1961  
 LISTE FINALE DES AUTORISES A PRENDRE LE DEPART / FINAL LIST OF AUTHORISED DRIVERS TO RACE


Num	Pilote	Nat Pil	Concurrent	Nat.Com	Marque	Modèle	Année	Classe
Num	Pilot	Nat Pil	Competitor	Nat Com	Type	Model	Year	class
58	<b>DE GROODT Stéphane</b>		METHUSALEM RACING		MASERATI	250F	1958	3
60	<b>WOOD Anthony</b>		WOOD Anthony		TEC-MEC	F415	1959	3
62	<b>SCHLERETH Thomas</b>		SCHLERETH Thomas		FERGUSON	P99	1960	4

26 Concurrents / Competitors

Commission Sportive  
 H. Orsini / S. Bensa / F. Dumont, 09/05/2024, 20:49:44



09/05/2024 - 20:38 / Page 2/2

Timekeeping by FMC & Vola Timing 

14ème GRAND PRIX DE MONACO HISTORIQUE 2024  
 SERIE A2 : Voitures de Grand Prix à moteur avant construites avant 1961  
 SERIE A2 : Front-engine Grand Prix Cars, built before 1961

Essais libres / Free Practice Session

















CLASSEMENT FINAL DE LA SEANCE REVISÉ / SESSION FINAL CLASSIFICATION AMENDED

Cl	Num	Pilote	Nat Pil	Concurrent	Nat.Com	Classe	Marque	Modèle	Année	Temps	Ecart	Tours	Vitesse
Rnk	Num	Pilot	Nat Pil	Competitor	Nat Com	class	Type	Model	Year	Time	Gap	Laps	Speed
1	40	FOLCH-RUSIÑOL CORACHÁN Joaquin	ESP	CLASSIC TEAM LOTUS LTD	GBR	3	LOTUS	16	1958	1:53.758		16	105,60
2	44	SMITH-HILLIARD Max	GBR	SMITH-HILLIARD Max	GBR	3	LOTUS	16	1958	1:54.433	+0.675	15	104,98
3	30	FIERRO-ELETA Guillermo	ESP	FIERRO-ELETA Guillermo	ESP	3	MASERATI	250F	1954	1:57.287	+3.529	13	102,42
4	34	SPIERS John	GBR	SPIERS John	GBR	3	MASERATI	250F	1955	1:57.612	+3.854	16	102,14
5	32	FRANCHITTI Marino Marino	GBR	FRANCHITTI Marino	GBR	3	MASERATI	250F	1957	1:58.096	+4.338	12	101,72
6	60	WOOD Anthony	GBR	WOOD Anthony	GBR	3	TEC-MEC	F415	1959	1:58.141	+4.383	11	101,68
7	46	SERGISON Ewen	GBR	SERGISON Ewen	GBR	3	LOTUS	16	1959	2:01.390	+7.632	8	98,96
8	48	SHAW Mark	GBR	SHAW Mark	GBR	3	SCARAB	F1	1960	2:02.695	+8.937	12	97,91
9	20	HUERTGEN Claudia	GER	METHUSALEM RACING	GER	3	FERRARI	246 (DINO)	1960	2:05.795	+12.037	3	95,49
10	8	GRANT Paul	BEL	GRANT Paul	BEL	2	COOPER-BRISTOL	T23 (MK2)	1953	2:06.976	+13.218	15	94,61
11	62	SCHLERETH Thomas	AUS	SCHLERETH Thomas	AUS	4	FERGUSON	P99	1960	2:09.813	+16.055	14	92,54
12	58	DE GROODT Stéphane	FRA	METHUSALEM RACING	GER	3	MASERATI	250F	1958	2:09.906	+16.148	12	92,47
13	50	O'NEILL Jeffrey	USA	O'NEILL Jeffrey	USA	3	MASERATI	250F	1957	2:09.986	+16.228	11	92,41
14	56	BAKER Brad	CAN	BAKER Brad	CAN	3	MASERATI	250F	1954	2:15.024	+21.266	14	88,97
15	28	DUMOLIN Christian	BEL	DUMOLIN Christian	BEL	3	MASERATI	250F	1954	2:16.230	+22.472	14	88,18
16	6	PLANTE Guy	GBR	PLANTE Guy	GBR	2	COOPER-BRISTOL	T23 (MK2)	1953	2:16.472	+22.714	13	88,02
17	42	BAILEY Marshall	GBR	BAILEY Marshall	GBR	3	LOTUS	16	1959	2:17.187	+23.429	14	87,56
18	2	DI RISIO Massimo	ITA	DI RISIO Massimo	ITA	2	OSCA	MT4	1949	2:17.994	+24.236	9	87,05

14ème GRAND PRIX DE MONACO HISTORIQUE 2024  
 SERIE A2 : Voitures de Grand Prix à moteur avant construites avant 1961  
 SERIE A2 : Front-engine Grand Prix Cars, built before 1961  
 Essais libres / Free Practice Session



CLASSEMENT FINAL DE LA SEANCE REVISÉ / SESSION FINAL CLASSIFICATION AMENDED

Clé	Num	Pilote	Nat Pil	Concurrent	Nat.Com	Classe	Marque	Modèle	Année	Temps	Ecart	Tours	Vitesse
Rnk	Num	Pilot	Nat Pil	Competitor	Nat Com	class	Type	Model	Year	Time	Gap	Laps	Speed
19	12	<b>BIRCH Michael</b>		BIRCH Michael		3	CONNAUGHT	B2	1955	<b>2:18.318</b>	+24.560	13	86,85
20	26	<b>BIGIONI Denis</b>		BIGIONI Denis		1	TALBOT-LAGO	T26C	1948	<b>2:19.981</b>	+26.223	13	85,82
21	4	<b>WOOD Niamh</b>		WOOD Niamh		2	COOPER-BRISTOL	T20 (MK1)	1952	<b>2:20.225</b>	+26.467	13	85,67
22	18	<b>BALLY Jean-Jacques</b>		BALLY Jean-Jacques		2	GORDINI	T11/15	1947	<b>2:23.083</b>	+29.325	13	83,95
23	36	<b>ENGELHORN Kurt</b>		ENGELHORN Kurt		3	MASERATI	250F	1955	<b>2:26.573</b>	+32.815	13	81,96
24	24	<b>BERGEL SAINZ DE BARANBA Jaime</b>		DRIVEX		1	MASERATI	4CLT/48	1949	<b>2:27.421</b>	+33.663	12	81,48
Non Qualifiés / Not Qualified - Limit = 2:27.885													
25	16	<b>LEROY Eric</b>		LEROY Eric		2	GORDINI	T11/15	1946	<b>2:31.338</b>	+37.580	13	79,37
26	14	<b>DE BALDANZA Julia</b>		DE BALDANZA Julia		2	MASERATI	A6GCM	1952	<b>2:50.821</b>	+57.063	5	70,32

Décision 1 :

N 6: Annulation meilleur temps de la séance / Cancellation of best lap time of the free practice

Commission Sportive

H. Orsini / S. Bensa / F. Dumont, 10/05/2024, 17:05:07
































14ème GRAND PRIX DE MONACO HISTORIQUE 2024  
 SERIE A2 : Voitures de Grand Prix à moteur avant construites avant 1961  
 SERIE A2 : Front-engine Grand Prix Cars, built before 1961



Essais Qualificatifs / Qualifying Practice Session

CLASSEMENT FINAL QUALIFICATIF / QUALIFYING SESSION FINAL CLASSIFICATION

Cl	Num	Pilote	Nat Pil	Concurrent	Nat.Com	Classe	Marque	Modèle	Année	Temps	Ecart	Tours	Vitesse
Rnk	Num	Pilot	Nat Pil	Competitor	Nat Com	class	Type	Model	Year	Time	Gap	Laps	Speed
1	20	HUERTGEN Claudia		METHUSALEM RACING		3	FERRARI	246 (DINO)	1960	<b>1:54.429</b>		13	104,98
2	32	FRANCHITTI Marino		FRANCHITTI Marino		3	MASERATI	250F	1957	<b>1:54.728</b>	+0.299	13	104,71
3	44	SMITH-HILLIARD Max		SMITH-HILLIARD Max		3	LOTUS	16	1958	<b>1:55.617</b>	+1.188	12	103,90
4	40	FOLCH-RUSIÑOL CORACHÁN Joaquin		CLASSIC TEAM LOTUS LTD		3	LOTUS	16	1958	<b>1:55.827</b>	+1.398	13	103,71
5	30	FIERRO-ELETA Guillermo		FIERRO-ELETA Guillermo		3	MASERATI	250F	1954	<b>1:55.831</b>	+1.402	13	103,71
6	48	SHAW Mark		SHAW Mark		3	SCARAB	F1	1960	<b>1:56.133</b>	+1.704	14	103,44
7	60	WOOD Anthony		WOOD Anthony		3	TEC-MEC	F415	1959	<b>1:56.518</b>	+2.089	13	103,10
8	34	SPIERS John		SPIERS John		3	MASERATI	250F	1955	<b>1:56.933</b>	+2.504	12	102,73
9	58	DE GROODT Stéphane		METHUSALEM RACING		3	MASERATI	250F	1958	<b>2:00.292</b>	+5.863	12	99,86
10	62	SCHLERETH Thomas		SCHLERETH Thomas		4	FERGUSON	P99	1960	<b>2:02.898</b>	+8.469	12	97,74
11	8	GRANT Paul		GRANT Paul		2	COOPER-BRISTOL	T23 (MK2)	1953	<b>2:06.137</b>	+11.708	13	95,23
12	56	BAKER Brad		BAKER Brad		3	MASERATI	250F	1954	<b>2:06.440</b>	+12.011	13	95,01
13	6	PLANTE Guy		PLANTE Guy		2	COOPER-BRISTOL	T23 (MK2)	1953	<b>2:08.731</b>	+14.302	12	93,32
14	46	SERGISON Ewen		SERGISON Ewen		3	LOTUS	16	1959	<b>2:08.880</b>	+14.451	4	93,21
15	50	O'NEILL Jeffrey		O'NEILL Jeffrey		3	MASERATI	250F	1957	<b>2:09.291</b>	+14.862	12	92,91
16	4	WOOD Niamh		WOOD Niamh		2	COOPER-BRISTOL	T20 (MK1)	1952	<b>2:15.069</b>	+20.640	12	88,94
17	12	BIRCH Michael		BIRCH Michael		3	CONNAUGHT	B2	1955	<b>2:15.236</b>	+20.807	6	88,83
18	26	BIGIONI Denis		BIGIONI Denis		1	TALBOT-LAGO	T26C	1948	<b>2:15.847</b>	+21.418	12	88,43

CLASSEMENT FINAL QUALIFICATIF / QUALIFYING SESSION FINAL CLASSIFICATION

Cl. Num Pilote	Nat Pil	Concurrent	Nat.Com	Classe	Marque	Modèle	Année	Temps	Ecart	Tours	Vitesse
Rnk Num Pilot	Nat Pil	Competitor	Nat Com	class	Type	Model	Year	Time	Gap	Laps	Speed
19 28 DUMOLIN Christian		DUMOLIN Christian		3	MASERATI	250F	1954	2:16.187	+21.758	7	88,21
20 2 DI RISIO Massimo		DI RISIO Massimo		2	OSCA	MT4	1949	2:16.606	+22.177	11	87,94
21 18 BALLY Jean-Jacques		BALLY Jean-Jacques		2	GORDINI	T11/15	1947	2:23.565	+29.136	11	83,67
22 36 ENGELHORN Kurt		ENGELHORN Kurt		3	MASERATI	250F	1955	2:26.255	+31.826	11	82,13
23 24 BERGEL SAINZ DE BARANBA Jaime		DRIVEX		1	MASERATI	4CLT/48	1949	2:27.071	+32.642	11	81,68
24 42 BAILEY Marshall		BAILEY Marshall		3	LOTUS	16	1959	2:27.274	+32.845	4	81,57

Non Qualifiés / Not Qualified - Limit = 2:28.757

25 14 DE BALDANZA Julia		DE BALDANZA Julia		2	MASERATI	A6GCM	1952	2:36.596	+42.167	4	76,71
-------------------------	--	-------------------	--	---	----------	-------	------	----------	---------	---	-------

Pas de temps / No time

16 LEROY Eric		LEROY Eric		2	GORDINI	T11/15	1946				
---------------	--	------------	--	---	---------	--------	------	--	--	--	--

Décision 2 :

**N16 : Cancellation of all lap times of qualification session and start of the race from the pit lane**  
 annulation de tous les temps de la session qualificative, départ de la pit lane

Commission Sportive

H. Orsini / S. Bensa / F. Dumont, 11/05/2024, 09:58:47



14ème GRAND PRIX DE MONACO HISTORIQUE 2024  
 SERIE A2 : Voitures de Grand Prix à moteur avant construites avant 1961  
 SERIE A2 : Front-engine Grand Prix Cars, built before 1961  
 Essais Qualificatifs / Qualifying Practice Session  
 Historique / Records



Num	Nom pilote	Heure	Secteur 1	Secteur 2	Secteur 3	Tour	Temps
Num		Hour	Sector 1	Sector 2	Sector 3	Lap	Time
<b>2 DI RISIO Massimo</b>							
2	DI RISIO	[IN]					START
2	DI RISIO	46.506				1	
2	DI RISIO	3:21.722	47.075	1:16.529	31.612	2	2:35.216
2	DI RISIO	5:43.881	38.504	1:12.534	31.121	3	2:22.159
2	DI RISIO	8:03.056	38.620	1:09.722	30.833	4	2:19.175
2	DI RISIO	10:21.295	37.618	1:09.372	31.249	5	2:18.239
2	DI RISIO	12:41.520	38.680	1:10.412	31.133	6	2:20.225
2	DI RISIO	15:00.898	39.020	1:09.789	30.569	7	2:19.378
2	DI RISIO	17:18.791	37.462	1:09.447	30.984	8	2:17.893
2	DI RISIO	19:36.756	38.079	1:09.065	30.821	9	2:17.965
2	DI RISIO	21:53.362	37.761	1:08.647	30.198	10	2:16.606
2	DI RISIO	24:12.860	37.818	1:09.436	32.244	11	2:19.498
		25:02.828					FINISH
2	DI RISIO	[IN] 26:24.407	37.683	1:11.072	22.792	11	

**4 WOOD Niamh**

4	WOOD	[IN]					START
4	WOOD	45.480				1	
4	WOOD	3:31.649	47.874	1:23.007	35.288	2	2:46.169

Num	Nom pilote	Heure	Secteur 1	Secteur 2	Secteur 3	Tour	Temps
Num		Hour	Sector 1	Sector 2	Sector 3	Lap	Time
4	WOOD	6:00.289	40.443	1:15.559	32.638	3	2:28.640
4	WOOD	8:26.965	39.740	1:14.570	32.366	4	2:26.676
4	WOOD	10:55.126	39.415	1:15.596	33.150	5	2:28.161
4	WOOD	13:22.638	39.973	1:14.891	32.648	6	2:27.512
4	WOOD	15:44.948	37.995	1:12.704	31.611	7	2:22.310
4	WOOD	18:04.704	37.772	1:10.223	31.761	8	2:19.756
4	WOOD	20:24.936	38.494	1:11.082	30.656	9	2:20.232
4	WOOD	22:42.230	37.810	1:08.904	30.580	10	2:17.294
4	WOOD	25:00.472	37.067	1:10.702	30.473	11	2:18.242
		25:02.828					FINISH
4	WOOD	27:15.541	36.621	1:08.233	30.215	12	2:15.069

**6 PLANTE Guy**

6	PLANTE	[IN]					START
6	PLANTE	42.370				1	
6	PLANTE	3:13.681	44.936	1:15.668	30.707	2	2:31.311
6	PLANTE	5:31.566	36.970	1:10.323	30.592	3	2:17.885
6	PLANTE	7:50.307	37.244	1:10.954	30.543	4	2:18.741
6	PLANTE	10:04.750	36.055	1:08.106	30.282	5	2:14.443
6	PLANTE	12:18.918	35.934	1:08.361	29.873	6	2:14.168
6	PLANTE	14:33.329	35.715	1:07.798	30.898	7	2:14.411
6	PLANTE	16:45.451	34.961	1:06.817	30.344	8	2:12.122



Num	Nom pilote	Heure	Secteur 1	Secteur 2	Secteur 3	Tour	Temps
Num		Hour	Sector 1	Sector 2	Sector 3	Lap	Time
6	PLANTE	18:57.253	34.763	1:06.013	31.026	9	2:11.802
6	PLANTE	21:09.968	34.480	1:07.906	30.329	10	2:12.715
6	PLANTE	23:18.699	34.429	1:05.446	28.856	11	2:08.731
		25:02.828					FINISH
6	PLANTE	25:28.764	35.369	1:04.785	29.911	12	2:10.065

### 8 GRANT Paul

8	GRANT	[IN]					START
8	GRANT	21.391				1	
8	GRANT	2:58.960	45.495	1:19.078	32.996	2	2:37.569
8	GRANT	5:16.471	37.041	1:10.199	30.271	3	2:17.511
8	GRANT	7:30.007	35.953	1:07.345	30.238	4	2:13.536
8	GRANT	9:40.287	34.479	1:06.358	29.443	5	2:10.280
8	GRANT	11:50.920	34.875	1:06.607	29.151	6	2:10.633
8	GRANT	14:01.067	34.566	1:06.706	28.875	7	2:10.147
8	GRANT	16:11.570	34.539	1:06.014	29.950	8	2:10.503
8	GRANT	18:18.688	34.117	1:04.595	28.406	9	2:07.118
8	GRANT	20:27.288	33.702	1:05.983	28.915	10	2:08.600
8	GRANT	22:35.401	33.864	1:04.926	29.323	11	2:08.113
8	GRANT	24:41.538	33.394	1:04.440	28.303	12	2:06.137
		25:02.828					FINISH
8	GRANT	26:48.873	33.577	1:04.960	28.798	13	2:07.335

### 12 BIRCH Michael

12	BIRCH	[IN]					START
12	BIRCH	27.310				1	
12	BIRCH	3:01.402	43.102	1:17.827	33.163	2	2:34.092
12	BIRCH	5:23.988	37.341	1:13.200	32.045	3	2:22.586
12	BIRCH	7:39.224	35.808	1:09.138	30.290	4	2:15.236
12	BIRCH	9:54.926	35.847	1:07.624	32.231	5	2:15.702
12	BIRCH	[IN] 12:11.356	35.823	1:18.596	22.011	5	
12	BIRCH	20:20.852				6	
		25:02.828					FINISH

### 14 DE BALDANZA Julia

14	DE BALDANZA	[IN]					START
14	DE BALDANZA	51.347				1	
14	DE BALDANZA	3:47.102	54.715	1:26.148	34.892	2	2:55.755
14	DE BALDANZA	6:23.698	43.882	1:19.207	33.507	3	2:36.596
14	DE BALDANZA	9:07.730	43.331	1:25.054	35.647	4	2:44.032
14	DE BALDANZA	[IN] 12:27.275	43.177	2:11.957	24.411	4	
		25:02.828					FINISH
14	DE BALDANZA	[IN] 32:20.936				4	

Num	Nom pilote	Heure	Secteur 1	Secteur 2	Secteur 3	Tour	Temps
Num		Hour	Sector 1	Sector 2	Sector 3	Lap	Time
<b>16 LEROY Eric</b>							
16	LEROY	[IN]					
START							
16	LEROY	36.240				1	
16	LEROY	3:19.570	46.951	1:21.610	34.769	2	2:43.330
16	LEROY	5:53.347	41.989	1:17.599	34.189	3	2:33.777
16	LEROY	8:25.160	41.205	1:16.395	34.213	4	2:31.813
16	LEROY	11:04.661	44.586	1:18.064	36.851	5	2:39.501
16	LEROY	13:36.269	42.069	1:16.034	33.505	6	2:31.608
16	LEROY	16:07.116	41.566	1:15.861	33.420	7	2:30.847
16	LEROY	18:39.337	41.851	1:16.836	33.534	8	2:32.221
16	LEROY	21:21.079	44.017	1:22.677	35.048	9	2:41.742
16	LEROY	23:57.707	41.892	1:20.518	34.218	10	2:36.628
		25:02.828					FINISH
16	LEROY	26:35.023	43.238	1:19.262	34.816	11	2:37.316

**18 BALLY Jean-Jacques**

18	BALLY	[IN]					
START							
18	BALLY	35.015				1	
18	BALLY	3:07.573	44.840	1:14.130	33.588	2	2:32.558
18	BALLY	5:31.219	38.661	1:13.503	31.482	3	2:23.646
18	BALLY	7:57.348	38.838	1:15.247	32.044	4	2:26.129
18	BALLY	10:20.913	38.228	1:13.070	32.267	5	2:23.565

Num	Nom pilote	Heure	Secteur 1	Secteur 2	Secteur 3	Tour	Temps
Num		Hour	Sector 1	Sector 2	Sector 3	Lap	Time
18	BALLY	12:50.889	40.842	1:15.537	33.597	6	2:29.976
18	BALLY	15:18.467	39.101	1:14.989	33.488	7	2:27.578
18	BALLY	17:46.157	39.691	1:14.739	33.260	8	2:27.690
18	BALLY	20:13.376	39.439	1:14.340	33.440	9	2:27.219
18	BALLY	22:38.831	39.071	1:13.236	33.148	10	2:25.455
		25:02.828					FINISH
18	BALLY	25:03.776	38.329	1:15.018	31.598	11	2:24.945

**20 HUERTGEN Claudia**

20	HUERTGEN	[IN]					
START							
20	HUERTGEN	23.460				1	
20	HUERTGEN	2:50.118	42.149	1:08.207	36.302	2	2:26.658
20	HUERTGEN	4:55.244	34.318	1:03.567	27.241	3	2:05.126
20	HUERTGEN	6:56.405	32.502	1:02.029	26.630	4	2:01.161
20	HUERTGEN	8:55.116	31.443	1:00.591	26.677	5	1:58.711
20	HUERTGEN	[IN] 10:53.943	34.056	1:05.270	19.501	5	
20	HUERTGEN	12:15.215				6	
20	HUERTGEN	14:28.480	39.919	1:03.951	29.395	7	2:13.265
20	HUERTGEN	16:25.416	30.504	1:00.475	25.957	8	1:56.936
20	HUERTGEN	18:20.284	30.226	58.687	25.955	9	1:54.868
20	HUERTGEN	20:15.353	30.201	59.262	25.606	10	1:55.069
20	HUERTGEN	22:09.782	30.585	58.159	25.685	11	1:54.429
20	HUERTGEN	24:16.681	34.856	1:03.496	28.547	12	2:06.899
		25:02.828					FINISH

Num	Nom pilote	Heure	Secteur 1	Secteur 2	Secteur 3	Tour	Temps
Num		Hour	Sector 1	Sector 2	Sector 3	Lap	Time
20	HUERTGEN	26:24.736	33.730	1:01.697	32.628	13	2:08.055

### 24 BERGEL SAINZ DE BARANBA Jaime

24	BERGEL SAINZ DE BAR	[IN]					
							START
24	BERGEL SAINZ DE BAR	49.003				1	
24	BERGEL SAINZ DE BAR	3:35.462	50.254	1:20.659	35.546	2	2:46.459
24	BERGEL SAINZ DE BAR	6:09.481	41.172	1:19.037	33.810	3	2:34.019
24	BERGEL SAINZ DE BAR	8:45.911	40.443	1:21.487	34.500	4	2:36.430
24	BERGEL SAINZ DE BAR	11:27.491	46.029	1:21.913	33.638	5	2:41.580
24	BERGEL SAINZ DE BAR	14:00.366	40.470	1:18.642	33.763	6	2:32.875
24	BERGEL SAINZ DE BAR	16:35.918	42.783	1:17.028	35.741	7	2:35.552
24	BERGEL SAINZ DE BAR	19:13.369	38.508	1:24.573	34.370	8	2:37.451
24	BERGEL SAINZ DE BAR	21:44.392	41.613	1:17.173	32.237	9	2:31.023
24	BERGEL SAINZ DE BAR	24:14.502	37.961	1:16.069	36.080	10	2:30.110
							FINISH
24	BERGEL SAINZ DE BAR	26:41.573	41.265	1:13.362	32.444	11	2:27.071

### 26 BIGIONI Denis

26	BIGIONI	[IN]					
							START
26	BIGIONI	33.300				1	
26	BIGIONI	3:05.656	43.872	1:15.734	32.750	2	2:32.356

Num	Nom pilote	Heure	Secteur 1	Secteur 2	Secteur 3	Tour	Temps
Num		Hour	Sector 1	Sector 2	Sector 3	Lap	Time
26	BIGIONI	5:29.649	39.710	1:11.413	32.870	3	2:23.993
26	BIGIONI	7:53.285	38.316	1:14.448	30.872	4	2:23.636
26	BIGIONI	10:10.096	37.426	1:08.242	31.143	5	2:16.811
26	BIGIONI	12:29.840	37.831	1:11.373	30.540	6	2:19.744
26	BIGIONI	14:50.393	37.542	1:11.130	31.881	7	2:20.553
26	BIGIONI	17:12.339	39.162	1:11.928	30.856	8	2:21.946
26	BIGIONI	19:31.547	38.625	1:10.397	30.186	9	2:19.208
26	BIGIONI	21:48.727	36.945	1:09.846	30.389	10	2:17.180
26	BIGIONI	24:04.574	36.457	1:08.954	30.436	11	2:15.847
							FINISH
26	BIGIONI	26:25.410	36.660	1:07.299	36.877	12	2:20.836

### 28 DUMOLIN Christian

28	DUMOLIN	[IN]					
							START
28	DUMOLIN	19.936				1	
28	DUMOLIN	3:00.419	45.417	1:21.704	33.362	2	2:40.483
28	DUMOLIN	5:21.918	37.840	1:13.059	30.600	3	2:21.499
28	DUMOLIN	7:42.069	37.671	1:11.149	31.331	4	2:20.151
28	DUMOLIN	9:58.256	35.655	1:08.300	32.232	5	2:16.187
28	DUMOLIN	12:16.404	36.504	1:10.791	30.853	6	2:18.148
28	DUMOLIN	14:33.694	35.723	1:09.652	31.915	7	2:17.290
28	DUMOLIN	[IN] 16:41.315	36.434	1:10.856	20.331	7	
							FINISH
28	DUMOLIN	[IN] 32:03.605				7	

Num	Nom pilote	Heure	Secteur 1	Secteur 2	Secteur 3	Tour	Temps
Num		Hour	Sector 1	Sector 2	Sector 3	Lap	Time

### 30 FIERRO-ELETA Guillermo

30	FIERRO-ELETA	[IN]					
							START
30	FIERRO-ELETA	2:10.883				1	
30	FIERRO-ELETA	4:29.443	39.826	1:08.350	30.384	2	2:18.560
30	FIERRO-ELETA	6:31.044	31.966	1:02.164	27.471	3	2:01.601
30	FIERRO-ELETA	8:32.788	32.198	1:01.989	27.557	4	2:01.744
30	FIERRO-ELETA	10:39.155	33.868	1:05.138	27.361	5	2:06.367
30	FIERRO-ELETA	12:40.045	31.429	1:01.149	28.312	6	2:00.890
30	FIERRO-ELETA	14:46.561	31.249	1:08.150	27.117	7	2:06.516
30	FIERRO-ELETA	16:45.074	30.988	1:00.070	27.455	8	1:58.513
30	FIERRO-ELETA	18:46.490	31.385	59.657	30.374	9	2:01.416
30	FIERRO-ELETA	20:49.008	32.760	1:02.725	27.033	10	2:02.518
30	FIERRO-ELETA	22:44.839	30.240	59.141	26.450	11	1:55.831
30	FIERRO-ELETA	24:54.745	40.126	1:03.114	26.666	12	2:09.906
		25:02.828					FINISH
30	FIERRO-ELETA	26:50.715	30.588	58.700	26.682	13	1:55.970

### 32 FRANCHITTI Marino

32	FRANCHITTI	[IN]					
							START
32	FRANCHITTI	25.508				1	
32	FRANCHITTI	2:54.893	41.508	1:15.081	32.796	2	2:29.385
32	FRANCHITTI	5:03.267				3	2:08.374

Num	Nom pilote	Heure	Secteur 1	Secteur 2	Secteur 3	Tour	Temps
Num		Hour	Sector 1	Sector 2	Sector 3	Lap	Time

32	FRANCHITTI	7:05.573	2:41.495	1:02.169	27.016	4	2:02.306
32	FRANCHITTI	9:05.743				5	2:00.170
32	FRANCHITTI	11:08.783				6	2:03.040
32	FRANCHITTI	13:16.555				7	2:07.772
32	FRANCHITTI	15:12.833				8	1:56.278
32	FRANCHITTI	17:14.468				9	2:01.635
32	FRANCHITTI	19:10.125				10	1:55.657
32	FRANCHITTI	21:09.120				11	1:58.995
32	FRANCHITTI	23:03.848				12	1:54.728
		25:02.828					FINISH
32	FRANCHITTI	25:16.756				13	2:12.908

### 34 SPIERS John

34	SPIERS	[IN]					
							START
34	SPIERS	2:06.938				1	
34	SPIERS	4:25.377	41.080	1:05.676	31.683	2	2:18.439
34	SPIERS	6:23.982	31.425	1:00.321	26.859	3	1:58.605
34	SPIERS	8:28.513	31.373	1:05.474	27.684	4	2:04.531
34	SPIERS	10:37.181	37.249	1:03.665	27.754	5	2:08.668
34	SPIERS	12:39.342	31.612	1:02.223	28.326	6	2:02.161
34	SPIERS	14:38.539	31.461	1:01.487	26.249	7	1:59.197
34	SPIERS	16:44.722	31.935	1:05.899	28.349	8	2:06.183
34	SPIERS	18:42.554	30.989	1:00.060	26.783	9	1:57.832
34	SPIERS	20:45.842	34.939	1:01.421	26.928	10	2:03.288

Num	Nom pilote	Heure	Secteur 1	Secteur 2	Secteur 3	Tour	Temps
Num		Hour	Sector 1	Sector 2	Sector 3	Lap	Time
34	<b>SPIERS</b>	22:42.775	<b>30.638</b>	1:00.079	<b>26.216</b>	11	<b>1:56.933</b>
		25:02.828					FINISH
34	<b>SPIERS</b>	25:43.483	1:27.391	1:01.524	31.793	12	3:00.708

### 36 ENGELHORN Kurt

36	<b>ENGELHORN</b>	[IN]					START
36	<b>ENGELHORN</b>	53.140				1	
36	<b>ENGELHORN</b>	3:40.997	<b>53.489</b>	<b>1:20.509</b>	<b>33.859</b>	2	<b>2:47.857</b>
36	<b>ENGELHORN</b>	6:13.590	<b>39.446</b>	<b>1:19.371</b>	<b>33.776</b>	3	<b>2:32.593</b>
36	<b>ENGELHORN</b>	8:47.072	<b>38.865</b>	1:19.892	34.725	4	2:33.482
36	<b>ENGELHORN</b>	11:20.663	41.824	<b>1:18.564</b>	<b>33.203</b>	5	2:33.591
36	<b>ENGELHORN</b>	13:47.680	<b>38.548</b>	<b>1:16.298</b>	<b>32.171</b>	6	<b>2:27.017</b>
36	<b>ENGELHORN</b>	16:13.935	<b>38.406</b>	<b>1:15.192</b>	32.657	7	<b>2:26.255</b>
36	<b>ENGELHORN</b>	18:41.601	39.198	1:16.157	32.311	8	2:27.666
36	<b>ENGELHORN</b>	21:12.681	41.120	1:16.026	33.934	9	2:31.080
36	<b>ENGELHORN</b>	23:38.939	39.027	<b>1:14.496</b>	32.735	10	2:26.258
		25:02.828					FINISH
36	<b>ENGELHORN</b>	26:06.203	40.360	1:14.123	32.781	11	2:27.264

### 40 FOLCH-RUSIÑOL CORACHÁN Joaquin

40	<b>FOLCH-RUSIÑOL CORA</b>	[IN]					START
----	---------------------------	------	--	--	--	--	-------

Num	Nom pilote	Heure	Secteur 1	Secteur 2	Secteur 3	Tour	Temps
Num		Hour	Sector 1	Sector 2	Sector 3	Lap	Time
40	<b>FOLCH-RUSIÑOL CORA</b>	13.336				1	
40	<b>FOLCH-RUSIÑOL CORA</b>	2:33.080	<b>42.499</b>	<b>1:08.274</b>	<b>28.971</b>	2	<b>2:19.744</b>
40	<b>FOLCH-RUSIÑOL CORA</b>	4:38.045	<b>33.213</b>	<b>1:04.384</b>	<b>27.368</b>	3	<b>2:04.965</b>
40	<b>FOLCH-RUSIÑOL CORA</b>	6:40.602	33.299	<b>1:01.872</b>	27.386	4	<b>2:02.557</b>
40	<b>FOLCH-RUSIÑOL CORA</b>	8:45.376	<b>33.051</b>	1:02.934	28.789	5	2:04.774
40	<b>FOLCH-RUSIÑOL CORA</b>	10:50.610	33.371	1:04.289	27.574	6	2:05.234
40	<b>FOLCH-RUSIÑOL CORA</b>	12:52.042	<b>32.162</b>	1:02.060	<b>27.210</b>	7	<b>2:01.432</b>
40	<b>FOLCH-RUSIÑOL CORA</b>	14:54.395	32.967	1:02.267	<b>27.119</b>	8	2:02.353
40	<b>FOLCH-RUSIÑOL CORA</b>	16:53.366	32.355	<b>1:00.064</b>	<b>26.552</b>	9	<b>1:58.971</b>
40	<b>FOLCH-RUSIÑOL CORA</b>	18:53.189	<b>31.253</b>	1:01.949	26.621	10	1:59.823
40	<b>FOLCH-RUSIÑOL CORA</b>	20:52.127	<b>30.307</b>	1:01.362	27.269	11	<b>1:58.938</b>
40	<b>FOLCH-RUSIÑOL CORA</b>	22:47.954	30.391	<b>59.532</b>	<b>25.904</b>	12	<b>1:55.827</b>
		25:02.828					FINISH
40	<b>FOLCH-RUSIÑOL CORA</b>	25:56.873	1:36.759	1:02.417	29.743	13	3:08.919

### 42 BAILEY Marshall

42	<b>BAILEY</b>	[IN]					START
42	<b>BAILEY</b>	17.881				1	
42	<b>BAILEY</b>	2:58.052	<b>46.071</b>	<b>1:21.454</b>	<b>32.646</b>	2	<b>2:40.171</b>
42	<b>BAILEY</b>	5:25.326	<b>37.762</b>	<b>1:17.721</b>	<b>31.791</b>	3	<b>2:27.274</b>
42	<b>BAILEY</b>	8:02.972	41.710	1:21.405	34.531	4	2:37.646
42	<b>BAILEY</b>	[IN] 10:55.976	48.415	1:34.792	29.797	4	
		25:02.828					FINISH
42	<b>BAILEY</b>	[IN] 33:34.903				4	

Num	Nom pilote	Heure	Secteur 1	Secteur 2	Secteur 3	Tour	Temps
Num		Hour	Sector 1	Sector 2	Sector 3	Lap	Time
<b>44 SMITH-HILLIARD Max</b>							
44	SMITH-HILLIARD	[IN]					
START							
44	SMITH-HILLIARD	9.885				1	
44	SMITH-HILLIARD	2:39.116	46.461	1:13.104	29.666	2	2:29.231
44	SMITH-HILLIARD	4:41.841	33.137	1:02.215	27.373	3	2:02.725
44	SMITH-HILLIARD	6:59.581	33.098	1:16.176	28.466	4	2:17.740
44	SMITH-HILLIARD	8:59.215	31.312	1:01.490	26.832	5	1:59.634
44	SMITH-HILLIARD	11:01.535	32.139	1:01.596	28.585	6	2:02.320
44	SMITH-HILLIARD	13:12.514	35.146	1:06.164	29.669	7	2:10.979
44	SMITH-HILLIARD	15:08.131	30.674	59.158	25.785	8	1:55.617
44	SMITH-HILLIARD	17:37.150	33.591	1:21.484	33.944	9	2:29.019
44	SMITH-HILLIARD	19:48.636	37.798	1:05.573	28.115	10	2:11.486
44	SMITH-HILLIARD	22:08.997	34.153	1:14.250	31.958	11	2:20.361
44	SMITH-HILLIARD	24:20.791	37.371	1:06.485	27.938	12	2:11.794
		25:02.828					FINISH

**46 SERGISON Ewen**

46	SERGISON	[IN]					
START							
46	SERGISON	31.427				1	
46	SERGISON	3:11.630	44.528	1:15.622	40.053	2	2:40.203
46	SERGISON	5:38.649	41.619	1:16.321	29.079	3	2:27.019
46	SERGISON	7:47.529	33.416	1:06.522	28.942	4	2:08.880

		25:02.828					FINISH
<b>48 SHAW Mark</b>							
48	SHAW	[IN]					
START							
48	SHAW	11.434				1	
48	SHAW	2:32.123	42.281	1:09.610	28.798	2	2:20.689
48	SHAW	4:40.760	33.507	1:06.802	28.328	3	2:08.637
48	SHAW	6:44.640	33.022	1:03.257	27.601	4	2:03.880
48	SHAW	8:46.195	32.461	1:01.964	27.130	5	2:01.555
48	SHAW	10:58.393	33.907	1:07.882	30.409	6	2:12.198
48	SHAW	12:58.895	32.454	1:00.736	27.312	7	2:00.502
48	SHAW	14:59.589	31.523	1:01.446	27.725	8	2:00.694
48	SHAW	16:58.032	31.492	1:00.664	26.287	9	1:58.443
48	SHAW	18:56.741	30.826	1:00.639	27.244	10	1:58.709
48	SHAW	20:53.491	30.393	59.624	26.733	11	1:56.750
48	SHAW	22:49.624	31.014	59.138	25.981	12	1:56.133
48	SHAW	24:46.140	30.977	59.679	25.860	13	1:56.516
		25:02.828					FINISH
48	SHAW	26:47.731	30.837	1:01.254	29.500	14	2:01.591

**50 O'NEILL Jeffrey**

50	O'NEILL	[IN]					
----	---------	------	--	--	--	--	--

Num	Nom pilote	Heure	Secteur 1	Secteur 2	Secteur 3	Tour	Temps
Num		Hour	Sector 1	Sector 2	Sector 3	Lap	Time
							START
50	O'NEILL	38.645				1	
50	O'NEILL	3:09.161	46.424	1:13.112	30.980	2	2:30.516
50	O'NEILL	5:27.488	37.448	1:10.649	30.230	3	2:18.327
50	O'NEILL	7:43.117	37.784	1:07.909	29.936	4	2:15.629
50	O'NEILL	9:57.440	35.798	1:07.533	30.992	5	2:14.323
50	O'NEILL	12:08.833	35.053	1:07.608	28.732	6	2:11.393
50	O'NEILL	14:18.143	35.179	1:05.349	28.782	7	2:09.310
50	O'NEILL	16:31.762	35.127	1:08.555	29.937	8	2:13.619
50	O'NEILL	18:41.053	34.612	1:05.647	29.032	9	2:09.291
50	O'NEILL	20:54.837	35.341	1:08.283	30.160	10	2:13.784
50	O'NEILL	23:04.284	34.137	1:05.959	29.351	11	2:09.447
							FINISH
50	O'NEILL	25:17.610	36.364	1:06.473	30.489	12	2:13.326

### 56 BAKER Brad

56	BAKER	[IN]					
							START
56	BAKER	15.286				1	
56	BAKER	2:40.379	42.742	1:12.006	30.345	2	2:25.093
56	BAKER	4:50.422	34.225	1:06.504	29.314	3	2:10.043
56	BAKER	7:01.319	34.516	1:06.874	29.507	4	2:10.897
56	BAKER	9:10.249	33.757	1:06.423	28.750	5	2:08.930
56	BAKER	11:20.417	34.360	1:05.179	30.629	6	2:10.168
56	BAKER	13:28.353	34.259	1:04.825	28.852	7	2:07.936

Num	Nom pilote	Heure	Secteur 1	Secteur 2	Secteur 3	Tour	Temps
Num		Hour	Sector 1	Sector 2	Sector 3	Lap	Time
56	BAKER	15:38.664	33.383	1:08.273	28.655	8	2:10.311
56	BAKER	17:45.104	33.858	1:04.290	28.292	9	2:06.440
56	BAKER	19:54.555	33.383	1:07.016	29.052	10	2:09.451
56	BAKER	22:01.456	33.418	1:05.245	28.238	11	2:06.901
56	BAKER	24:12.618	33.348	1:05.307	32.507	12	2:11.162
							FINISH
56	BAKER	26:23.674	33.508	1:04.334	33.214	13	2:11.056

### 58 DE GROODT Stéphane

58	DE GROODT	[IN]					
							START
58	DE GROODT	40.917				1	
58	DE GROODT	3:09.169	44.831	1:13.730	29.691	2	2:28.252
58	DE GROODT	5:21.518	34.993	1:08.337	29.019	3	2:12.349
58	DE GROODT	7:29.282	33.556	1:05.660	28.548	4	2:07.764
58	DE GROODT	9:33.480	32.770	1:03.932	27.496	5	2:04.198
58	DE GROODT	11:37.096	32.614	1:03.725	27.277	6	2:03.616
58	DE GROODT	13:41.447	33.587	1:03.692	27.072	7	2:04.351
58	DE GROODT	15:44.183	33.083	1:02.765	26.888	8	2:02.736
58	DE GROODT	17:45.752	32.189	1:02.447	26.933	9	2:01.569
58	DE GROODT	[IN] 19:43.155	33.373	1:05.775	18.255	9	
58	DE GROODT	21:28.964				10	
58	DE GROODT	23:39.385	37.648	1:05.771	27.002	11	2:10.421
							FINISH
58	DE GROODT	25:39.677	31.614	1:01.301	27.377	12	2:00.292

Num	Nom pilote	Heure	Secteur 1	Secteur 2	Secteur 3	Tour	Temps
Num		Hour	Sector 1	Sector 2	Sector 3	Lap	Time
<b>60 WOOD Anthony</b>							
60	WOOD	[IN]					START
60	WOOD	8.680				1	
60	WOOD	2:29.959	43.810	1:09.490	27.979	2	2:21.279
60	WOOD	4:30.201	32.298	1:01.660	26.284	3	2:00.242
60	WOOD	6:35.882	33.057	1:04.246	28.378	4	2:05.681
60	WOOD	8:35.884	31.423	1:02.247	26.332	5	2:00.002
60	WOOD	10:46.535	31.815	1:05.924	32.912	6	2:10.651
60	WOOD	12:43.873	31.335	59.737	26.266	7	1:57.338
60	WOOD	14:56.510	36.736	1:07.433	28.468	8	2:12.637
60	WOOD	17:08.248	32.374	1:10.572	28.792	9	2:11.738
60	WOOD	19:04.766	30.674	1:00.177	25.667	10	1:56.518
60	WOOD	[IN] 21:02.083	30.977	1:06.048	20.292	10	
60	WOOD	22:13.082				11	
60	WOOD	24:19.029	34.963	1:04.061	26.923	12	2:05.947
		25:02.828					FINISH
60	WOOD	26:27.084	31.701	1:01.974	34.380	13	2:08.055

**62 SCHLERETH Thomas**

62	SCHLERETH	[IN]					START
62	SCHLERETH	29.066				1	
62	SCHLERETH	3:02.256	42.830	1:17.263	33.097	2	2:33.190

Num	Nom pilote	Heure	Secteur 1	Secteur 2	Secteur 3	Tour	Temps
Num		Hour	Sector 1	Sector 2	Sector 3	Lap	Time
62	SCHLERETH	5:25.645	37.477	1:15.198	30.714	3	2:23.389
62	SCHLERETH	7:39.781	38.107	1:07.364	28.665	4	2:14.136
62	SCHLERETH	9:45.252	34.322	1:03.548	27.601	5	2:05.471
62	SCHLERETH	11:50.598	33.513	1:04.354	27.479	6	2:05.346
62	SCHLERETH	13:59.211	34.133	1:07.068	27.412	7	2:08.613
62	SCHLERETH	16:02.837	33.096	1:03.101	27.429	8	2:03.626
62	SCHLERETH	18:05.735	33.517	1:01.817	27.564	9	2:02.898
62	SCHLERETH	20:11.669	34.619	1:02.815	28.500	10	2:05.934
62	SCHLERETH	22:16.126	33.798	1:03.262	27.397	11	2:04.457
62	SCHLERETH	24:23.777	33.871	1:03.612	30.168	12	2:07.651
		25:02.828					FINISH

**1001 SC**

1001	SC						
1001	SC		44.974	1:07.148	28.936		
1001	SC	[IN]	35.058	1:05.989	18.144		
							START
		25:02.828					FINISH



14ème GRAND PRIX DE MONACO HISTORIQUE 2024  
 SERIE A2 : Voitures de Grand Prix à moteur avant construites avant 1961  
 SERIE A2 : Front-engine Grand Prix Cars, built before 1961  
 Course / Race



GRILLE DE DEPART FINALE / FINAL STARTING GRID

Départ / Start : 12/05/2024 - 08h00    Fermeture pré grille / Closing of the grid : 07h45    Durée / Duration : 00h30    10 Tours/Laps = 33.370 Km

- Pole -

			- 1 -	20	HUERTGEN Claudia - GER (1:54.429)
FRANCHITTI Marino - GBR (1:54.728)	32		- 2 -		
			- 3 -	44	SMITH-HILLIARD Max - GBR (1:55.617)
FOLCH-RUSIÑOL CORACHÁN Joaquin - ESP (1:55.827)	40		- 4 -		
			- 5 -	30	FIERRO-ELETA Guillermo - ESP (1:55.831)
SHAW Mark - GBR (1:56.133)	48		- 6 -		
			- 7 -	60	WOOD Anthony - GBR (1:56.518)
SPIERS John - GBR (1:56.933)	34		- 8 -		
			- 9 -	58	DE GROODT Stéphane - FRA (2:00.292)
SCHLERETH Thomas - AUS (2:02.898)	62		- 10 -		
			- 11 -	8	GRANT Paul - BEL (2:06.137)
BAKER Brad - CAN (2:06.440)	56		- 12 -		
			- 13 -	6	PLANTE Guy - GBR (2:08.731)

- Pole -


SERGISON Ewen - GBR (2:08.880)	46	- 14 -	
		- 15 -	50 O'NEILL Jeffrey - USA (2:09.291)
WOOD Niamh - GBR (2:15.069)	4	- 16 -	
		- 17 -	12 BIRCH Michael - GBR (2:15.236)
BIGIONI Denis - CAN (2:15.847)	26	- 18 -	
		- 19 -	28 DUMOLIN Christian - BEL (2:16.187)
DI RISIO Massimo - ITA (2:16.606)	2	- 20 -	
		- 21 -	18 BALLY Jean-Jacques - FRA (2:23.565)
ENGELHORN Kurt - GBR (2:26.255)	36	- 22 -	
		- 23 -	24 BERGEL SAINZ DE BARANBA Jaime - ESP (2:27.071)
BAILEY Marshall - GBR (2:27.274)	42	- 24 -	
		- 25 -	14 DE BALDANZA Julia - GBR (2:36.596)
LEROY Eric - FRA ( )	16	- 26 -	

Commission Sportive

H. Orsini / S. Bensa / F. Dumont, 11/05/2024, 18:52:48



11/05/2024 - 18:33 / Page 2/2

Timekeeping by FMC & Vola Timing 

**N16 Départ depuis la pit lane / start in pit lane**

10/05/2024 - 12/05/2024 / Monaco (MC)

Vola Timing (www.vola.fr) / Circuit Pro 8.1.05

14ème GRAND PRIX DE MONACO HISTORIQUE 2024  
 SERIE A2 : Voitures de Grand Prix à moteur avant construites avant 1961  
 SERIE A2 : Front-engine Grand Prix Cars, built before 1961



Course / Race

CLASSEMENT FINAL / FINAL CLASSIFICATION

Cl Rnk	Num Num	Pilote Pilot	Nat.Com Nat Com	Classe class	Tours Laps	Temps Time	Ecart Gap	Moyenne Average	M.Tour B.Lap	Vitesse Speed
1	20	HUERTGEN Claudia		3	10	19:28.117		102,84	1:53.822	105,54
2	32	FRANCHITTI Marino		3	10	19:43.557	+15.440	101,50	1:56.542	103,08
3	60	WOOD Anthony		3	10	19:44.889	+16.772	101,38	1:56.563	103,06
4	30	FIERRO-ELETA Guillermo		3	10	19:45.503	+17.386	101,33	1:55.535	103,97
5	34	SPIERS John		3	10	19:47.758	+19.641	101,14	1:56.552	103,07
6	58	DE GROODT Stéphane		3	10	20:09.332	+41.215	99,33	1:58.692	101,21
7	62	SCHLERETH Thomas		4	10	20:15.015	+46.898	98,87	1:58.461	101,41
8	56	BAKER Brad		3	10	21:07.711	+1:39.594	94,76	2:03.872	96,98
9	6	PLANTE Guy		2	10	21:23.665	+1:55.548	93,58	2:05.225	95,93
10	50	O'NEILL Jeffrey		3	9	19:28.851	+1 Lap	92,50	2:06.533	94,94
11	8	GRANT Paul		2	9	19:29.730	+1 Lap	92,43	2:04.573	96,43
12	12	BIRCH Michael		3	9	20:17.825	+1 Lap	88,78	2:09.866	92,50
13	28	DUMOLIN Christian		3	9	20:54.826	+1 Lap	86,16	2:13.966	89,67
14	4	WOOD Niamh		2	9	21:07.533	+1 Lap	85,29	2:16.874	87,76
15	26	BIGIONI Denis		1	9	21:09.605	+1 Lap	85,15	2:16.311	88,13
16	42	BAILEY Marshall		3	9	21:38.458	+1 Lap	83,26	2:20.024	85,79
17	36	ENGELHORN Kurt		3	8	20:22.905	+2 Laps	78,58	2:28.280	81,01
18	14	DE BALDANZA Julia		2	8	20:41.904	+2 Laps	77,38	2:30.139	80,01
19	24	BERGEL SAINZ DE BARANBA Jaime		1	8	21:21.227	+2 Laps	75,01	2:32.440	78,80
20	16	LEROY Eric		2	8	21:51.716	+2 Laps	73,26	2:37.693	76,18
21	40	FOLCH-RUSIÑOL CORACHÁN Joaquin		3	7	13:50.785	+3 Laps	101,22	1:56.312	103,28
22	2	DI RISIO Massimo		2	7	16:31.580	+3 Laps	84,80	2:17.436	87,40
23	18	BALLY Jean-Jacques		2	5	21:54.541	+5 Laps	45,69	2:21.810	84,71


Non-Partants / DNSs

46	SERGISON Ewen		3
----	---------------	--	---

10/05/2024 - 12/05/2024 / Monaco (MC)

12/05/2024 - 10:24 / Page 1/2

Vola Timing (www.vola.fr) / Circuit Pro 8.1.05

Timekeeping by FMC & Vola Timing 



Veuve Clicquot



Cl Rnk	Num Num	Pilote Pilot	Nat.Com Nat Com	Classe class	Tours Laps	Temps Time	Ecart Gap	Moyenne Average	M.Tour B.Lap	Vitesse Speed
	48	<b>SHAW Mark</b>		3						

Abandons / DNFs

	44	<b>SMITH-HILLIARD Max</b>		3						
--	----	---------------------------	---	---	--	--	--	--	--	--

Commission Sportive  
 H. Orsini / S. Bensa / F. Dumont, 12/05/2024, 10:54:30



12/05/2024 - 10:24 / Page 2/2

14ème GRAND PRIX DE MONACO HISTORIQUE 2024  
 SERIE A2 : Voitures de Grand Prix à moteur avant construites avant 1961  
 SERIE A2 : Front-engine Grand Prix Cars, built before 1961



Course / Race  
 Historique / Records

Num	Nom pilote	Heure	Secteur 1	Secteur 2	Secteur 3	Tour	Temps
Num		Hour	Sector 1	Sector 2	Sector 3	Lap	Time
<b>2 DI RISIO Massimo</b>							
2	DI RISIO	[IN]					
2	DI RISIO						
2	DI RISIO		48.607	1:21.358	5:36.443		
2	DI RISIO		55.019	1:40.858	2:18.403		
START							
2	DI RISIO	9.459	1:02.054	1:34.573	1:20.145		
2	DI RISIO	2:29.248	39.223	1:10.174	30.392	1	2:19.789
2	DI RISIO	4:47.104	38.281	1:09.218	30.357	2	2:17.856
2	DI RISIO	7:04.540	37.771	1:09.310	30.355	3	2:17.436
2	DI RISIO	9:22.290	38.055	1:09.096	30.599	4	2:17.750
2	DI RISIO	11:40.727	38.292	1:09.314	30.831	5	2:18.437
2	DI RISIO	13:59.987	38.362	1:10.645	30.253	6	2:19.260
2	DI RISIO	16:31.580	38.648	1:13.783	39.162	7	2:31.593
		19:26.297					FINISH

**4 WOOD Niamh**

4	WOOD	[IN]					
4	WOOD						
4	WOOD		50.046	1:23.912	5:36.608		
4	WOOD		57.125	1:39.740	2:19.837		
START							

Num	Nom pilote	Heure	Secteur 1	Secteur 2	Secteur 3	Tour	Temps
Num		Hour	Sector 1	Sector 2	Sector 3	Lap	Time
4	WOOD	8.266	59.915	1:34.246	1:24.450		
4	WOOD	2:32.010	39.977	1:12.537	31.230	1	2:23.744
4	WOOD	4:51.986	38.139	1:11.001	30.836	2	2:19.976
4	WOOD	7:13.060	38.031	1:12.458	30.585	3	2:21.074
4	WOOD	9:29.934	37.598	1:09.190	30.086	4	2:16.874
4	WOOD	11:47.243	36.478	1:10.441	30.390	5	2:17.309
4	WOOD	14:07.726	39.879	1:10.538	30.066	6	2:20.483
4	WOOD	16:30.160	36.571	1:08.896	36.967	7	2:22.434
4	WOOD	18:47.656	37.116	1:08.810	31.570	8	2:17.496
		19:26.297					FINISH
4	WOOD	21:07.533	38.075	1:09.744	32.058	9	2:19.877

**6 PLANTE Guy**

6	PLANTE	[IN]					
6	PLANTE						
6	PLANTE		49.586	1:26.377	5:39.943		
6	PLANTE		54.492	1:40.863	2:20.922		
START							
6	PLANTE	6.498	58.409	1:36.240	1:24.817		
6	PLANTE	2:16.594	36.445	1:05.010	28.641	1	2:10.096
6	PLANTE	4:22.564	33.575	1:04.250	28.145	2	2:05.970
6	PLANTE	6:28.153	33.812	1:03.401	28.376	3	2:05.589
6	PLANTE	8:33.378	33.525	1:03.214	28.486	4	2:05.225

Num Num	Nom pilote	Heure Hour	Secteur 1 Sector 1	Secteur 2 Sector 2	Secteur 3 Sector 3	Tour Lap	Temps Time
6	PLANTE	10:40.817	34.228	1:03.781	29.430	5	2:07.439
6	PLANTE	12:47.906	33.691	1:04.925	28.473	6	2:07.089
6	PLANTE	14:58.962	36.013	1:06.395	28.648	7	2:11.056
6	PLANTE	17:05.105	<b>33.124</b>	1:03.885	29.134	8	2:06.143
6	PLANTE	19:13.987	33.853	1:04.423	30.606	9	2:08.882
		19:26.297					FINISH
6	PLANTE	21:23.665	34.632	1:06.123	28.923	10	2:09.678

### 8 GRANT Paul

8	GRANT	[IN]					
8	GRANT						
8	GRANT		47.077	1:28.919	5:41.585		
8	GRANT		53.530	1:39.942	2:21.687		
							START
8	GRANT	5.722	55.890	1:34.942	<b>1:30.043</b>		
8	GRANT	2:15.896	<b>35.693</b>	<b>1:05.625</b>	<b>28.856</b>	1	<b>2:10.174</b>
8	GRANT	4:23.242	<b>32.809</b>	1:06.000	<b>28.537</b>	2	<b>2:07.346</b>
8	GRANT	6:29.457	33.410	<b>1:04.165</b>	28.640	3	<b>2:06.215</b>
8	GRANT	9:01.565	<b>32.442</b>	1:07.101	52.565	4	2:32.108
8	GRANT	11:06.138	33.340	<b>1:03.391</b>	<b>27.842</b>	5	<b>2:04.573</b>
8	GRANT	13:11.717	33.383	1:03.587	28.609	6	2:05.579
8	GRANT	15:17.018	33.054	1:04.181	28.066	7	2:05.301
8	GRANT	17:22.281	33.163	<b>1:03.346</b>	28.754	8	2:05.263
		19:26.297					FINISH
8	GRANT	19:29.730	33.038	1:05.616	28.795	9	2:07.449

### 12 BIRCH Michael

12	BIRCH	[IN]					
12	BIRCH						
12	BIRCH		48.984	1:24.248	5:38.983		
12	BIRCH		54.546	1:39.990	2:17.938		
							START
12	BIRCH	9.884	1:01.254	1:34.660	<b>1:24.958</b>		
12	BIRCH	2:32.465	<b>40.522</b>	<b>1:10.854</b>	<b>31.205</b>	1	<b>2:22.581</b>
12	BIRCH	4:44.890	<b>35.445</b>	<b>1:07.642</b>	<b>29.338</b>	2	<b>2:12.425</b>
12	BIRCH	6:57.777	<b>35.004</b>	<b>1:07.528</b>	30.355	3	2:12.887
12	BIRCH	9:07.926	<b>34.597</b>	<b>1:06.247</b>	<b>29.305</b>	4	<b>2:10.149</b>
12	BIRCH	11:17.792	<b>34.512</b>	1:06.321	<b>29.033</b>	5	<b>2:09.866</b>
12	BIRCH	13:29.309	34.530	1:07.913	29.074	6	2:11.517
12	BIRCH	15:42.082	35.721	1:07.401	29.651	7	2:12.773
12	BIRCH	18:00.765	38.296	1:09.319	31.068	8	2:18.683
		19:26.297					FINISH
12	BIRCH	20:17.825	37.363	1:08.599	31.098	9	2:17.060

### 14 DE BALDANZA Julia

14	DE BALDANZA	[IN]					
14	DE BALDANZA						
14	DE BALDANZA		57.653	1:30.569	5:13.416		
14	DE BALDANZA		56.950	1:44.766	2:09.655		
							START



Num	Nom pilote	Heure	Secteur 1	Secteur 2	Secteur 3	Tour	Temps
Num		Hour	Sector 1	Sector 2	Sector 3	Lap	Time
20	HUERTGEN						
							START
20	HUERTGEN	0.581					
20	HUERTGEN	1:59.327	1:04.387	58.688	25.818	1	1:58.746
20	HUERTGEN	3:53.694	30.676	58.169	25.522	2	1:54.367
20	HUERTGEN	5:47.516	30.550	57.660	25.612	3	1:53.822
20	HUERTGEN	7:44.215	31.112	59.634	25.953	4	1:56.699
20	HUERTGEN	9:40.251	31.163	58.900	25.973	5	1:56.036
20	HUERTGEN	11:37.095	30.169	1:00.115	26.560	6	1:56.844
20	HUERTGEN	13:31.941	30.160	59.041	25.645	7	1:54.846
20	HUERTGEN	15:27.704	30.544	58.796	26.423	8	1:55.763
20	HUERTGEN	17:25.284	30.651	59.486	27.443	9	1:57.580
							FINISH
20	HUERTGEN	19:28.117	32.035	1:00.250	30.548	10	2:02.833

### 24 BERGEL SAINZ DE BARANBA Jaime

24	BERGEL SAINZ DE BAR	[IN]					
24	BERGEL SAINZ DE BAR						
24	BERGEL SAINZ DE BAR		58.252	1:24.795	5:21.704		
24	BERGEL SAINZ DE BAR		57.103	1:41.024	2:13.685		
							START
24	BERGEL SAINZ DE BAR	12.408	1:05.002	1:33.365	1:18.304		
24	BERGEL SAINZ DE BAR	2:49.415	45.239	1:16.962	34.806	1	2:37.007
24	BERGEL SAINZ DE BAR	5:21.855	42.201	1:16.028	34.211	2	2:32.440
24	BERGEL SAINZ DE BAR	8:00.571	41.741	1:18.405	38.570	3	2:38.716

Num	Nom pilote	Heure	Secteur 1	Secteur 2	Secteur 3	Tour	Temps
Num		Hour	Sector 1	Sector 2	Sector 3	Lap	Time
24	BERGEL SAINZ DE BAR	10:41.784	45.934	1:16.652	38.627	4	2:41.213
24	BERGEL SAINZ DE BAR	13:15.656	41.230	1:17.148	35.494	5	2:33.872
24	BERGEL SAINZ DE BAR	15:56.443	42.941	1:19.654	38.192	6	2:40.787
24	BERGEL SAINZ DE BAR	18:36.232	43.584	1:19.178	37.027	7	2:39.789
							FINISH
24	BERGEL SAINZ DE BAR	21:21.227	48.515	1:21.380	35.100	8	2:44.995

### 26 BIGIONI Denis

26	BIGIONI	[IN]					
26	BIGIONI						
26	BIGIONI		48.438	1:23.904	5:38.317		
26	BIGIONI		55.220	1:40.372	2:18.419		
							START
26	BIGIONI	8.897	1:00.428	1:35.147	1:22.172		
26	BIGIONI	2:33.503	40.991	1:12.487	31.128	1	2:24.606
26	BIGIONI	4:56.284	37.427	1:14.265	31.089	2	2:22.781
26	BIGIONI	7:14.209	36.056	1:11.156	30.713	3	2:17.925
26	BIGIONI	9:30.520	37.057	1:09.183	30.071	4	2:16.311
26	BIGIONI	11:48.635	36.570	1:10.479	31.066	5	2:18.115
26	BIGIONI	14:10.997	40.591	1:09.787	31.984	6	2:22.362
26	BIGIONI	16:30.872	36.474	1:06.887	36.514	7	2:19.875
26	BIGIONI	18:49.484	37.700	1:09.818	31.094	8	2:18.612
							FINISH
26	BIGIONI	21:09.605	37.621	1:11.312	31.188	9	2:20.121



Course / Race  
 Historique / Records

Num	Nom pilote	Heure	Secteur 1	Secteur 2	Secteur 3	Tour	Temps
Num		Hour	Sector 1	Sector 2	Sector 3	Lap	Time
<b>28 DUMOLIN Christian</b>							
28	DUMOLIN	[IN]					
28	DUMOLIN						
28	DUMOLIN		48.050	1:23.085	5:38.400		
28	DUMOLIN		56.172	1:41.007	2:15.366		
START							
28	DUMOLIN	10.485	1:02.145	1:34.614	<b>1:22.417</b>		
28	DUMOLIN	2:35.821	<b>42.082</b>	<b>1:12.593</b>	<b>30.661</b>	1	<b>2:25.336</b>
28	DUMOLIN	4:53.659	<b>36.468</b>	<b>1:11.506</b>	<b>29.864</b>	2	<b>2:17.838</b>
28	DUMOLIN	7:17.250	37.374	1:15.525	30.692	3	2:23.591
28	DUMOLIN	9:33.184	<b>36.145</b>	<b>1:09.782</b>	30.007	4	<b>2:15.934</b>
28	DUMOLIN	11:48.430	36.172	<b>1:09.772</b>	<b>29.302</b>	5	<b>2:15.246</b>
28	DUMOLIN	14:04.704	38.783	<b>1:08.375</b>	<b>29.116</b>	6	2:16.274
28	DUMOLIN	16:23.870	<b>34.765</b>	1:11.282	33.119	7	2:19.166
28	DUMOLIN	18:37.836	35.183	<b>1:07.726</b>	31.057	8	<b>2:13.966</b>
		19:26.297					FINISH
28	DUMOLIN	20:54.826	38.070	1:08.594	30.326	9	2:16.990

**30 FIERRO-ELETA Guillermo**

30	FIERRO-ELETA	[IN]					
30	FIERRO-ELETA						
30	FIERRO-ELETA		48.672	1:28.481	5:48.430		
30	FIERRO-ELETA		54.007	1:37.422	2:25.681		
START							

30	FIERRO-ELETA	3.795	52.089	1:34.553	<b>1:35.889</b>		
30	FIERRO-ELETA	2:06.429	<b>34.656</b>	<b>1:01.271</b>	<b>26.707</b>	1	<b>2:02.634</b>
30	FIERRO-ELETA	4:04.807	<b>31.783</b>	<b>1:00.166</b>	<b>26.429</b>	2	<b>1:58.378</b>
30	FIERRO-ELETA	6:02.086	<b>31.574</b>	<b>59.407</b>	<b>26.298</b>	3	<b>1:57.279</b>
30	FIERRO-ELETA	7:59.113	<b>30.729</b>	59.633	26.665	4	<b>1:57.027</b>
30	FIERRO-ELETA	9:55.963	31.201	<b>59.402</b>	<b>26.247</b>	5	<b>1:56.850</b>
30	FIERRO-ELETA	11:52.342	30.974	59.586	<b>25.819</b>	6	<b>1:56.379</b>
30	FIERRO-ELETA	13:50.536	33.412	<b>58.546</b>	26.236	7	1:58.194
30	FIERRO-ELETA	15:46.071	30.956	<b>58.251</b>	26.328	8	<b>1:55.535</b>
30	FIERRO-ELETA	17:49.550	30.744	58.939	33.796	9	2:03.479
		19:26.297					FINISH
30	FIERRO-ELETA	19:45.503	31.057	58.833	26.063	10	1:55.953

**32 FRANCHITTI Marino**

32	FRANCHITTI	[IN]					
32	FRANCHITTI						
32	FRANCHITTI						
32	FRANCHITTI						
START							
32	FRANCHITTI	1.661	5:46.064	1:36.874	<b>1:39.632</b>		
32	FRANCHITTI	2:03.080				1	<b>2:01.419</b>
32	FRANCHITTI	4:00.104	<b>2:32.670</b>	<b>59.564</b>	<b>26.209</b>	2	<b>1:57.024</b>
32	FRANCHITTI	5:56.646				3	<b>1:56.542</b>
32	FRANCHITTI	7:54.208				4	1:57.562
32	FRANCHITTI	9:51.218				5	1:57.010

Num	Nom pilote	Heure	Secteur 1	Secteur 2	Secteur 3	Tour	Temps
Num		Hour	Sector 1	Sector 2	Sector 3	Lap	Time
32	FRANCHITTI	11:48.558				6	1:57.340
32	FRANCHITTI	13:45.703				7	1:57.145
32	FRANCHITTI	15:42.393	10:16.295	59.922	<b>26.072</b>	8	1:56.690
32	FRANCHITTI	17:45.729	<b>31.177</b>	59.669	32.490	9	2:03.336
		19:26.297					FINISH
32	FRANCHITTI	19:43.557	<b>31.148</b>	<b>59.526</b>	27.154	10	1:57.828

### 34 SPIERS John

34	SPIERS	[IN]					
34	SPIERS						
34	SPIERS		45.098	1:33.292	5:41.912		
34	SPIERS		53.745	1:38.398	2:24.656		
							START
34	SPIERS	4.440	52.501	1:36.893	<b>1:31.955</b>		
34	SPIERS	2:07.890	<b>35.001</b>	<b>1:01.723</b>	<b>26.726</b>	1	<b>2:03.450</b>
34	SPIERS	4:06.377	<b>31.570</b>	<b>1:00.536</b>	<b>26.381</b>	2	<b>1:58.487</b>
34	SPIERS	6:03.884	<b>31.180</b>	<b>59.985</b>	<b>26.342</b>	3	<b>1:57.507</b>
34	SPIERS	8:00.936	<b>30.517</b>	<b>59.888</b>	26.647	4	<b>1:57.052</b>
34	SPIERS	9:57.488	30.602	<b>59.774</b>	<b>26.176</b>	5	<b>1:56.552</b>
34	SPIERS	11:54.303	30.616	59.890	26.309	6	1:56.815
34	SPIERS	13:54.166	33.286	1:00.523	<b>26.054</b>	7	1:59.863
34	SPIERS	15:52.451	31.076	<b>59.633</b>	27.576	8	1:58.285
34	SPIERS	17:50.438	<b>30.342</b>	<b>59.490</b>	28.155	9	1:57.987
		19:26.297					FINISH
34	SPIERS	19:47.758	31.268	<b>59.455</b>	26.597	10	1:57.320

### 36 ENGELHORN Kurt

36	ENGELHORN	[IN]					
36	ENGELHORN						
36	ENGELHORN		51.301	1:21.577	5:30.793		
36	ENGELHORN		56.955	1:41.028	2:16.267		
							START
36	ENGELHORN	11.697	1:04.845	1:34.065	<b>1:19.174</b>		
36	ENGELHORN	2:47.737	<b>44.600</b>	<b>1:17.622</b>	<b>33.818</b>	1	<b>2:36.040</b>
36	ENGELHORN	5:19.869	<b>41.369</b>	<b>1:16.991</b>	<b>33.772</b>	2	<b>2:32.132</b>
36	ENGELHORN	7:49.947	<b>39.693</b>	<b>1:16.346</b>	34.039	3	<b>2:30.078</b>
36	ENGELHORN	10:19.803	39.713	1:17.219	<b>32.924</b>	4	<b>2:29.856</b>
36	ENGELHORN	12:48.542	39.828	<b>1:16.078</b>	<b>32.833</b>	5	<b>2:28.739</b>
36	ENGELHORN	15:16.822	<b>39.301</b>	<b>1:15.766</b>	33.213	6	<b>2:28.280</b>
36	ENGELHORN	17:52.879	<b>38.704</b>	<b>1:15.612</b>	41.741	7	2:36.057
		19:26.297					FINISH
36	ENGELHORN	20:22.905	41.595	1:15.277	33.154	8	2:30.026

### 40 FOLCH-RUSIÑOL CORACHÁN Joaquin

40	FOLCH-RUSIÑOL CORA	[IN]					
40	FOLCH-RUSIÑOL CORA						
40	FOLCH-RUSIÑOL CORA		53.402	1:28.763	5:47.469		
40	FOLCH-RUSIÑOL CORA		55.619	1:36.880	2:25.206		
							START
40	FOLCH-RUSIÑOL CORA	3.035	53.020	1:34.425	<b>1:36.976</b>		

Num	Nom pilote	Heure	Secteur 1	Secteur 2	Secteur 3	Tour	Temps
Num		Hour	Sector 1	Sector 2	Sector 3	Lap	Time
40	FOLCH-RUSIÑOL CORA	2:05.108	34.741	1:00.883	26.449	1	2:02.073
40	FOLCH-RUSIÑOL CORA	4:03.825	31.328	1:00.712	26.677	2	1:58.717
40	FOLCH-RUSIÑOL CORA	6:01.099	31.128	59.773	26.373	3	1:57.274
40	FOLCH-RUSIÑOL CORA	7:58.811	30.462	59.891	27.359	4	1:57.712
40	FOLCH-RUSIÑOL CORA	9:55.229	30.924	59.285	26.209	5	1:56.418
40	FOLCH-RUSIÑOL CORA	11:51.541	30.529	59.592	26.191	6	1:56.312
40	FOLCH-RUSIÑOL CORA	13:50.785	33.934	59.109	26.201	7	1:59.244
		19:26.297					FINISH

#### 42 BAILEY Marshall

42	BAILEY	[IN]					
42	BAILEY						
42	BAILEY		57.235	1:26.647	5:16.550		
42	BAILEY		56.933	1:41.243	2:15.470		
							START
42	BAILEY	11.049	1:06.869	1:32.681	1:15.319		
42	BAILEY	2:39.465	42.848	1:12.944	32.624	1	2:28.416
42	BAILEY	5:02.346	38.077	1:13.192	31.612	2	2:22.881
42	BAILEY	7:22.745	38.481	1:11.664	30.254	3	2:20.399
42	BAILEY	9:42.769	37.771	1:11.135	31.118	4	2:20.024
42	BAILEY	12:05.041	36.397	1:14.974	30.901	5	2:22.272
42	BAILEY	14:26.157	38.386	1:11.876	30.854	6	2:21.116
42	BAILEY	16:49.634	35.564	1:10.906	37.007	7	2:23.477
42	BAILEY	19:14.989	39.249	1:12.788	33.318	8	2:25.355
		19:26.297					FINISH

Num	Nom pilote	Heure	Secteur 1	Secteur 2	Secteur 3	Tour	Temps
Num		Hour	Sector 1	Sector 2	Sector 3	Lap	Time
42	BAILEY	21:38.458	38.657	1:11.653	33.159	9	2:23.469
<b>44 SMITH-HILLIARD Max</b>							
44	SMITH-HILLIARD	[IN]					
44	SMITH-HILLIARD						
44	SMITH-HILLIARD		53.851	1:28.808	5:49.200		
44	SMITH-HILLIARD		54.210	1:36.237	2:26.367		
							START
44	SMITH-HILLIARD	11.271	50.150	1:36.011	1:46.960		
		19:26.297					FINISH
44	SMITH-HILLIARD	[IN]	25:39.921				

#### 46 SERGISON Ewen

46	SERGISON	[IN]					
46	SERGISON						
46	SERGISON		49.736	1:24.600	5:38.196		
46	SERGISON	[IN]	55.844	1:39.388	35.696		
							START
		19:26.297					FINISH

#### 48 SHAW Mark

48	SHAW	[IN]					
----	------	------	--	--	--	--	--

Num	Nom pilote	Heure	Secteur 1	Secteur 2	Secteur 3	Tour	Temps
Num		Hour	Sector 1	Sector 2	Sector 3	Lap	Time
48	<b>SHAW</b>						START
		19:26.297					FINISH

**50 O'NEILL Jeffrey**

50	<b>O'NEILL</b>	[IN]					
50	<b>O'NEILL</b>						
50	<b>O'NEILL</b>		49.741	1:24.034	5:39.482		
50	<b>O'NEILL</b>		54.917	1:39.149	2:19.050		
							START
50	<b>O'NEILL</b>	7.735	56.603	1:36.801	<b>1:27.167</b>		
50	<b>O'NEILL</b>	2:21.523	<b>37.423</b>	<b>1:07.337</b>	<b>29.028</b>	1	<b>2:13.788</b>
50	<b>O'NEILL</b>	4:30.579	<b>34.665</b>	<b>1:05.683</b>	<b>28.708</b>	2	<b>2:09.056</b>
50	<b>O'NEILL</b>	6:37.903	<b>34.079</b>	<b>1:04.771</b>	<b>28.474</b>	3	<b>2:07.324</b>
50	<b>O'NEILL</b>	8:45.286	<b>33.896</b>	1:05.044	<b>28.443</b>	4	2:07.383
50	<b>O'NEILL</b>	10:53.210	<b>33.878</b>	1:05.390	28.656	5	2:07.924
50	<b>O'NEILL</b>	12:59.941	<b>33.685</b>	<b>1:03.977</b>	29.069	6	<b>2:06.731</b>
50	<b>O'NEILL</b>	15:06.474	33.783	1:04.483	<b>28.267</b>	7	<b>2:06.533</b>
50	<b>O'NEILL</b>	17:15.047	<b>33.296</b>	1:04.223	31.054	8	2:08.573
		19:26.297					FINISH
50	<b>O'NEILL</b>	19:28.851	37.313	1:04.661	31.830	9	2:13.804

**56 BAKER Brad**

56	<b>BAKER</b>	[IN]					
----	--------------	------	--	--	--	--	--

Num	Nom pilote	Heure	Secteur 1	Secteur 2	Secteur 3	Tour	Temps
Num		Hour	Sector 1	Sector 2	Sector 3	Lap	Time
56	<b>BAKER</b>						
56	<b>BAKER</b>		49.583	1:26.304	5:41.168		
56	<b>BAKER</b>		53.770	1:39.943	2:21.661		
							START
56	<b>BAKER</b>	5.994	58.244	1:33.352	<b>1:28.470</b>		
56	<b>BAKER</b>	2:14.828	<b>36.353</b>	<b>1:04.469</b>	<b>28.012</b>	1	<b>2:08.834</b>
56	<b>BAKER</b>	4:18.700	<b>33.580</b>	<b>1:02.716</b>	<b>27.576</b>	2	<b>2:03.872</b>
56	<b>BAKER</b>	6:22.984	<b>33.421</b>	1:02.840	28.023	3	2:04.284
56	<b>BAKER</b>	8:27.571	<b>33.082</b>	1:03.572	27.933	4	2:04.587
56	<b>BAKER</b>	10:32.648	33.281	1:03.402	28.394	5	2:05.077
56	<b>BAKER</b>	12:38.498	33.902	1:04.002	27.946	6	2:05.850
56	<b>BAKER</b>	14:42.624	<b>32.778</b>	1:03.430	27.918	7	2:04.126
56	<b>BAKER</b>	16:48.464	32.841	<b>1:02.339</b>	30.660	8	2:05.840
56	<b>BAKER</b>	18:55.464	33.676	1:04.108	29.216	9	2:07.000
		19:26.297					FINISH
56	<b>BAKER</b>	21:07.711	34.690	1:05.845	31.712	10	2:12.247

**58 DE GROODT Stéphane**

58	<b>DE GROODT</b>	[IN]					
58	<b>DE GROODT</b>						
58	<b>DE GROODT</b>		43.707	1:32.178	5:42.060		
58	<b>DE GROODT</b>		53.519	1:39.462	2:23.247		
							START
58	<b>DE GROODT</b>	5.297	53.723	1:36.326	<b>1:31.564</b>		
58	<b>DE GROODT</b>	2:08.335	<b>34.999</b>	<b>1:01.300</b>	<b>26.739</b>	1	<b>2:03.038</b>

Num	Nom pilote	Heure	Secteur 1	Secteur 2	Secteur 3	Tour	Temps
Num		Hour	Sector 1	Sector 2	Sector 3	Lap	Time
58	DE GROODT	4:09.034	<b>32.403</b>	1:01.498	26.798	2	<b>2:00.699</b>
58	DE GROODT	6:08.586	<b>31.973</b>	<b>1:01.266</b>	<b>26.313</b>	3	<b>1:59.552</b>
58	DE GROODT	8:07.278	<b>31.773</b>	<b>1:00.610</b>	<b>26.309</b>	4	<b>1:58.692</b>
58	DE GROODT	10:08.896	33.070	1:01.650	26.898	5	2:01.618
58	DE GROODT	12:08.111	<b>31.621</b>	1:01.049	26.545	6	1:59.215
58	DE GROODT	14:08.432	32.593	1:00.740	26.988	7	2:00.321
58	DE GROODT	16:10.605	<b>31.394</b>	1:04.244	26.535	8	2:02.173
58	DE GROODT	18:09.589	31.546	1:00.735	26.703	9	1:58.984
		19:26.297					FINISH
58	DE GROODT	20:09.332	31.873	1:01.225	26.645	10	1:59.743

### 60 WOOD Anthony

60	WOOD	[IN]					
60	WOOD						
60	WOOD		45.139	1:32.448	5:43.548		
60	WOOD		52.715	1:38.269	2:25.016		
							START
60	WOOD	4.167	52.905	1:34.618	<b>1:35.214</b>		
60	WOOD	2:06.565	<b>34.556</b>	<b>1:01.728</b>	<b>26.114</b>	1	<b>2:02.398</b>
60	WOOD	4:04.882	<b>32.657</b>	<b>59.464</b>	26.196	2	<b>1:58.317</b>
60	WOOD	6:02.297	<b>31.983</b>	<b>59.399</b>	<b>26.033</b>	3	<b>1:57.415</b>
60	WOOD	7:59.530	<b>30.727</b>	59.840	26.666	4	<b>1:57.233</b>
60	WOOD	9:56.093	31.075	59.582	<b>25.906</b>	5	<b>1:56.563</b>
60	WOOD	11:52.721	31.031	59.779	<b>25.818</b>	6	1:56.628
60	WOOD	13:51.213	33.180	59.741	<b>25.571</b>	7	1:58.492

Num	Nom pilote	Heure	Secteur 1	Secteur 2	Secteur 3	Tour	Temps
Num		Hour	Sector 1	Sector 2	Sector 3	Lap	Time
60	WOOD	15:47.776	31.105	59.481	25.977	8	1:56.563
60	WOOD	17:47.673	31.019	<b>59.011</b>	29.867	9	1:59.897
		19:26.297					FINISH
60	WOOD	19:44.889	31.356	59.614	26.246	10	1:57.216

### 62 SCHLERETH Thomas

62	SCHLERETH	[IN]					
62	SCHLERETH						
62	SCHLERETH		45.187	1:30.702	5:42.402		
62	SCHLERETH		53.434	1:39.767	2:22.307		
							START
62	SCHLERETH	5.522	54.845	1:35.332	<b>1:30.855</b>		
62	SCHLERETH	2:09.797	<b>35.182</b>	<b>1:02.872</b>	<b>26.221</b>	1	<b>2:04.275</b>
62	SCHLERETH	4:09.764	<b>32.187</b>	<b>1:01.377</b>	26.403	2	<b>1:59.967</b>
62	SCHLERETH	6:09.881	<b>32.157</b>	<b>1:01.208</b>	26.752	3	2:00.117
62	SCHLERETH	8:08.647	<b>31.130</b>	1:01.325	26.311	4	<b>1:58.766</b>
62	SCHLERETH	10:11.128	32.946	1:02.829	26.706	5	2:02.481
62	SCHLERETH	12:09.589	31.685	<b>1:00.651</b>	<b>26.125</b>	6	<b>1:58.461</b>
62	SCHLERETH	14:08.979	32.261	<b>1:00.285</b>	26.844	7	1:59.390
62	SCHLERETH	16:13.258	31.778	1:04.543	27.958	8	2:04.279
62	SCHLERETH	18:13.199	31.488	1:01.075	27.378	9	1:59.941
		19:26.297					FINISH
62	SCHLERETH	20:15.015	32.968	1:01.553	27.295	10	2:01.816



Num	Nom pilote	Heure	Secteur 1	Secteur 2	Secteur 3	Tour	Temps
Num		Hour	Sector 1	Sector 2	Sector 3	Lap	Time

**1001 SC**

1001	<b>SC</b>						START
1001	<b>SC</b>	[IN] 40.659	7:23.047	1:04.467	10:40.754		
		19:26.297					FINISH



14ème GRAND PRIX DE MONACO HISTORIQUE 2024  
 SERIE A2 : Voitures de Grand Prix à moteur avant construites avant 1961  
 SERIE A2 : Front-engine Grand Prix Cars, built before 1961  
 Course / Race  
 Tour par tour / Lap by lap



Grille / Grid	20	32	44	40	30	48	60	34	58	62	8	56	6	46	50	4	12	26	28	2	18	36	24	42	14	16
---------------	----	----	----	----	----	----	----	----	----	----	---	----	---	----	----	---	----	----	----	---	----	----	----	----	----	----

	1.	2.	3.	4.	5.	6.	7.	8.	9.	10.	11.	12.	13.	14.	15.	16.	17.	18.	19.	20.	21.	22.	23.	24.	25.	26.
Départ / Start	20	32	40	30	60	34	58	62	8	56	6	50	4	26	2	12	18	28	42	44	36	24	14	16	1001	
Tour / Lap 1	20	32	40	30	60	34	58	62	56	8	6	50	2	4	12	26	28	18	42	36	24	14	16			
Tour / Lap 2	20	32	40	30	60	34	58	62	56	6	8	50	12	2	4	28	26	18	42	36	24	14	16			
Tour / Lap 3	20	32	40	30	60	34	58	62	56	6	8	50	12	2	4	26	28	42	36	24	14	16	18			
Tour / Lap 4	20	32	40	30	60	34	58	62	56	6	50	8	12	2	4	26	28	42	36	14	24	16	18			
Tour / Lap 5	20	32	40	30	60	34	58	62	56	6	50	8	12	2	4	28	26	42	36	14	24	16	18			
Tour / Lap 6	20	32	40	30	60	34	58	62	56	6	50	8	12	2	28	4	26	42	36	14	24	16				
Tour / Lap 7	20	32	30	40	60	34	58	62	56	6	50	8	12	28	4	26	2	42	36	14	24	16				
Tour / Lap 8	20	32	30	60	34	58	62	56	6	50	8	12	28	4	26	42	36	14	24	16						
Tour / Lap 9	20	32	60	30	34	58	62	56	6	50	8	12	28	4	26	42										
Tour / Lap 10	20	32	60	30	34	58	62	56	6																	



14ème GRAND PRIX DE MONACO HISTORIQUE 2024  
 SERIE A2 : Voitures de Grand Prix à moteur avant construites avant 1961  
 SERIE A2 : Front-engine Grand Prix Cars, built before 1961




Course / Race  
 PALMARES

Cl Rnk	Num Num	Pilote Pilot	Nat.Com Nat Com	Classe class	Tours Laps	Temps Time	Moyenne Average	M.Tour B.Lap	Vitesse Speed
-----------	------------	-----------------	--------------------	-----------------	---------------	---------------	--------------------	-----------------	------------------

**VAINQUEUR DE LA SERIE**

1	20	HUERTGEN Claudia		3	10	19:28.117	102,84	1:53.822	105,54
---	----	------------------	---	---	----	-----------	--------	----------	--------


**DEUXIEME DE LA SERIE**

1	32	FRANCHITTI Marino		3	10	19:43.557	101,50	1:56.542	103,08
---	----	-------------------	---	---	----	-----------	--------	----------	--------


**TROISIEME DE LA SERIE**

1	60	WOOD Anthony		3	10	19:44.889	101,38	1:56.563	103,06
---	----	--------------	---	---	----	-----------	--------	----------	--------

**VAINQUEUR DE LA CLASSE 1**

1	26	BIGIONI Denis		1	9	21:09.605	85,15	2:16.311	88,13
---	----	---------------	---	---	---	-----------	-------	----------	-------

**VAINQUEUR DE LA CLASSE 2**

1	6	PLANTE Guy		2	10	21:23.665	93,58	2:05.225	95,93
---	---	------------	---	---	----	-----------	-------	----------	-------




Cl Rnk	Num Num	Pilote Pilot	Nat.Com Nat Com	Classe class	Tours Laps	Temps Time	Moyenne Average	M.Tour B.Lap	Vitesse Speed
-----------	------------	-----------------	--------------------	-----------------	---------------	---------------	--------------------	-----------------	------------------

**VAINQUEUR DE LA CLASSE 3**

1	20	HUERTGEN Claudia		3	10	19:28.117	102,84	1:53.822	105,54
---	----	------------------	---	---	----	-----------	--------	----------	--------

**VAINQUEUR DE LA CLASSE 4**

1	62	SCHLERETH Thomas		4	10	20:15.015	98,87	1:58.461	101,41
---	----	------------------	---	---	----	-----------	-------	----------	--------