

14e GRAND PRIX DE MONACO HISTORIQUE

Liste des engagés série E : Voitures de Grand Prix F1 - 3L de 1973 à 1976

N°	Pilote NOM Prénom	Nat.Pil.	Concurrent NOM Prénom	Nat.Con.	Marque	Modèle	Année	Classe
1	LYONS Michael	GBR	LYONS Franck	GBR	MCLAREN	M26	1976	1
2	HALUSA Lukas	AUT	HALUSA Martin	AUT	MCLAREN	M23	1976	1
3	WERNER Marco	DEU	CHROME CARS RACING	DEU	LOTUS	76	1974	1
4	GOETHE Roald	MCO	GOETHE Roald	MCO	TYRRELL	007	1974	1
5	LOCKE Chris	USA	LOCKE Chris	USA	LOTUS	77	1976	1
6	PADMORE Nick	GBR	CHROME CARS RACING	DEU	LOTUS	77	1976	1
12	BURANI Andrea	MCO	METHUSALEM RACING	DEU	FERRARI	312B3	1974	2
14	NOTARI Fabrice	MCO	NOTARI Fabrice	MCO	SHADOW	DN1	1973	1
15	SEILER Toni	CHE	CHEETAH RACING	CHE	SHADOW	DN1	1973	1
16	DELETRAZ Jean-Denis	CHE	DRIVE VINTAGE	CHE	SHADOW	DN3	1974	1
17	BIANCHINI Marco	ITA	BIANCHINI Marco	ITA	SHADOW	DN5	1975	1
18	DEVIS Marc	BEL	DEVIS Marc	BEL	SURTEES	TS16	1974	1
19	LAJOUX Frédéric	MCO	LAJOUX Frédéric	MCO	SURTEES	TS19	1976	1
20	TORIBA Yutaka	JPN	TORIBA Yutaka	JPN	WILLIAMS	FW05	1976	1
22	DAVISON James	AUS	DAVISON James	AUS	HILL	GH1	1975	1
23	BONNY Philippe	FRA	BONNY Philippe	FRA	TROJAN	T103	1974	1
24	HAGAN James	GBR	HAGAN James	GBR	HESKETH	308	1974	1
27	BROOKS Steven	GBR	CONSTABLE Jamie	GBR	LOLA	T370	1974	1
28	FULTON Stanley	USA	FULTON Stanley	USA	PENSKE	PC3	1975	1
29	WRIGLEY Matthew	GBR	WRIGLEY Matthew	GBR	PENSKE	PC3	1975	1
31	FUMAGALLI Marco	ITA	FUMAGALLI Marco	ITA	ENSIGN	N174	1975	1
33	HALL Stuart	GBR	GOETHE Roald	MCO	MCLAREN	M23	1973	1
34	MOCKETT Douglas	USA	MOCKETT Douglas	USA	PENSKE	PC4	1976	1
37	ROMAN Guillaume	FRA	ROMAN Guillaume	FRA	ENSIGN	N175	1975	1

14ème GRAND PRIX DE MONACO HISTORIQUE 2024
 SERIE E : Voitures de grand Prix F1 3L (1973 - 1976)
 SERIE E : F1 Grand Prix cars 3L (1973 - 1976)



LISTE FINALE DES AUTORISES A PRENDRE LE DEPART / FINAL LIST OF AUTHORISED DRIVERS TO RACE

Num Num	Pilote Pilot	Nat Pil Nat Pil	Concurrent Competitor	Nat.Com Nat Com	Marque Type	Modèle Model	Année Year	Classe class
1	LYONS Michael		LYONS Franck		MCLAREN	M26	1976	1
2	HALUSA Lukas		HALUSA Martin		MCLAREN	M23	1976	1
3	WERNER Marco		CHROMECARS RACING		LOTUS	76	1974	1
4	GOETHE Roald		GOETHE Roald		TYRRELL	OO7	1974	1
5	LOCKE Chris		LOCKE Chris		LOTUS	77	1976	1
6	PADMORE Nicholas		CHROMECARS RACING		LOTUS	77	1976	1
12	BURANI Andrea		METHUSALEM RACING		FERRARI	312B3	1974	2
14	NOTARI Fabrice		NOTARI Fabrice		SHADOW	DN1	1973	1
15	SEILER Toni		CHEETAH RACING		SHADOW	DN1	1973	1
16	DELETRAZ Jean-Denis		DRIVE VINTAGE		SHADOW	DN3	1974	1
17	BIANCHINI Marco		BIANCHINI Marco		SHADOW	DN5	1975	1
18	DEVIS Marc		DEVIS Marc		SURTEES	TS16	1974	1
19	LAJOUX Frédéric		LAJOUX Frédéric		SURTEES	TS19	1976	1
20	TORIBA Yutaka		TORIBA Yutaka		WILLIAMS	FW05	1976	1
22	DAVISON James		DAVISON James		HILL	GH1	1975	1
23	BONNY Philippe		BONNY Philippe		TROJAN	T103	1974	1
24	HAGAN James		HAGAN James		HESKETH	308	1974	1
27	BROOKS Steven		CONSTABLE Jamie		LOLA	T370	1974	1
28	FULTON Stanley		FULTON Stanley		PENSKE	PC3	1975	1
29	WRIGLEY Matthew		WRIGLEY Matthew		PENSKE	PC3	1975	1
31	FUMAGALLI Marco		FUMAGALLI Marco		ENSIGN	N174	1975	1
33	HALL Stuart		GOETHE Roald		MCLAREN	M23	1973	1
34	MOCKETT Douglas		MOCKETT Douglas		PENSKE	PC4	1976	1



Num	Pilote	Nat Pil	Concurrent	Nat.Com	Marque	Modèle	Année	Classe
Num	Pilot	Nat Pil	Competitor	Nat Com	Type	Model	Year	class
37	ROMAN Guillaume		ROMAN Guillaume		ENSIGN	N175	1975	1

24 Concurrents / Competitors

Commission Sportive

JF. Calmes / C. Geffroy / D. Migeon / C. Plasseraud, 09/05/2024, 21:07:03



14ème GRAND PRIX DE MONACO HISTORIQUE 2024

SERIE E : Voitures de grand Prix F1 3L (1973 - 1976)

SERIE E : F1 Grand Prix cars 3L (1973 - 1976)

Essais libres / Free Practice Session

CLASSEMENT FINAL DE LA SEANCE / SESSION FINAL CLASSIFICATION

Cl	Num	Pilote	Nat Pil	Concurrent	Nat.Com	Classe	Marque	Modèle	Année	Temps	Ecart	Tours	Vitesse
Rnk	Num	Pilot	Nat Pil	Competitor	Nat Com	class	Type	Model	Year	Time	Gap	Laps	Speed
1	3	WERNER Marco		CHROME CARS RACING		1	LOTUS	76	1974	1:35.444		11	125,86
2	1	LYONS Michael		LYONS Franck		1	MCLAREN	M26	1976	1:36.030	+0.586	11	125,09
3	6	PADMORE Nicholas		CHROME CARS RACING		1	LOTUS	77	1976	1:37.008	+1.564	8	123,83
4	22	DAVISON James		DAVISON James		1	HILL	GH1	1975	1:37.170	+1.726	11	123,63
5	33	HALL Stuart		GOETHE Roald		1	MCLAREN	M23	1973	1:38.178	+2.734	8	122,36
6	2	HALUSA Lukas		HALUSA Martin		1	MCLAREN	M23	1976	1:38.646	+3.202	10	121,78
7	31	FUMAGALLI Marco		FUMAGALLI Marco		1	ENSIGN	N174	1975	1:41.731	+6.287	10	118,08
8	20	TORIBA Yutaka		TORIBA Yutaka		1	WILLIAMS	FW05	1976	1:42.299	+6.855	10	117,43
9	16	DELETRAZ Jean-Denis		DRIVE VINTAGE		1	SHADOW	DN3	1974	1:42.410	+6.966	10	117,30
10	19	LAJOUX Frédéric		LAJOUX Frédéric		1	SURTEES	TS19	1976	1:47.017	+11.573	11	112,25
11	27	BROOKS Steven		CONSTABLE Jamie		1	LOLA	T370	1974	1:47.743	+12.299	10	111,49
12	15	SEILER Toni		CHEETAH RACING		1	SHADOW	DN1	1973	1:47.776	+12.332	10	111,46
13	24	HAGAN James		HAGAN James		1	HESKETH	308	1974	1:48.303	+12.859	10	110,92
14	18	DEVIS Marc		DEVIS Marc		1	SURTEES	TS16	1974	1:48.916	+13.472	9	110,29
15	17	BIANCHINI Marco		BIANCHINI Marco		1	SHADOW	DN5	1975	1:49.459	+14.015	6	109,75
16	4	GOETHE Roald		GOETHE Roald		1	TYRRELL	OO7	1974	1:49.613	+14.169	6	109,59

Clé	Num	Pilote	Nat Pil	Concurrent	Nat.Com	Classe	Marque	Modèle	Année	Temps	Ecart	Tours	Vitesse
Rnk	Num	Pilot	Nat Pil	Competitor	Nat Com	class	Type	Model	Year	Time	Gap	Laps	Speed
17	34	MOCKETT Douglas		MOCKETT Douglas		1	PENSKE	PC4	1976	1:49.677	+14.233	10	109,53
18	12	BURANI Andrea		METHUSALEM RACING		2	FERRARI	312B3	1974	1:53.839	+18.395	9	105,52
19	23	BONNY Philippe		BONNY Philippe		1	TROJAN	T103	1974	1:55.869	+20.425	9	103,67
20	37	ROMAN Guillaume		ROMAN Guillaume		1	ENSIGN	N175	1975	1:59.268	+23.824	3	100,72
21	5	LOCKE Chris		LOCKE Chris		1	LOTUS	77	1976	2:01.305	+25.861	5	99,03

Non Qualifiés / Not Qualified - Limit = 2:04.077

22	14	NOTARI Fabrice		NOTARI Fabrice		1	SHADOW	DN1	1973	2:09.840	+34.396	4	92,52
23	28	FULTON Stanley		FULTON Stanley		1	PENSKE	PC3	1975	2:10.138	+34.694	6	92,31

Pas de temps / No time

29	WRIGLEY Matthew		WRIGLEY Matthew		1	PENSKE	PC3	1975
----	------------------------	--	-----------------	--	---	--------	-----	------

DECISION N2:

N°17 Recul de 10 places sur la grille de la course / Drop of 10 grid positions for the race

Commission Sportive

JF. Calmes / C. Geffroy / D. Migeon / C. Plasseraud, 10/05/2024, 18:29:20



14ème GRAND PRIX DE MONACO HISTORIQUE 2024
 SERIE E : Voitures de grand Prix F1 3L (1973 - 1976)
 SERIE E : F1 Grand Prix cars 3L (1973 - 1976)
 Essais Qualificatifs / Qualifying Practice Session

CLASSEMENT FINAL DE LA SEANCE QUALIFICATIVE /QUALIFYING SESSION FINAL CLASSIFICATION

Cl	Num	Pilote	Nat Pil	Concurrent	Nat.Com	Classe	Marque	Modèle	Année	Temps	Ecart	Tours	Vitesse
Rnk	Num	Pilot	Nat Pil	Competitor	Nat Com	class	Type	Model	Year	Time	Gap	Laps	Speed
1	33	HALL Stuart		GOETHE Roald		1	MCLAREN	M23	1973	1:31.629		15	131,10
2	6	PADMORE Nicholas		CHROMECARS RACING		1	LOTUS	77	1976	1:32.539	+0.910	14	129,81
3	3	WERNER Marco		CHROMECARS RACING		1	LOTUS	76	1974	1:32.928	+1.299	13	129,27
4	1	LYONS Michael		LYONS Franck		1	MCLAREN	M26	1976	1:33.284	+1.655	14	128,78
5	22	DAVISON James		DAVISON James		1	HILL	GH1	1975	1:33.348	+1.719	12	128,69
6	2	HALUSA Lukas		HALUSA Martin		1	MCLAREN	M23	1976	1:33.708	+2.079	15	128,19
7	29	WRIGLEY Matthew		WRIGLEY Matthew		1	PENSKE	PC3	1975	1:34.519	+2.890	14	127,09
8	19	LAJOUX Frédéric		LAJOUX Frédéric		1	SURTEES	TS19	1976	1:37.302	+5.673	15	123,46
9	31	FUMAGALLI Marco		FUMAGALLI Marco		1	ENSIGN	N174	1975	1:37.876	+6.247	15	122,73
10	27	BROOKS Steven		CONSTABLE Jamie		1	LOLA	T370	1974	1:38.318	+6.689	9	122,18
11	16	DELETRAZ Jean-Denis		DRIVE VINTAGE		1	SHADOW	DN3	1974	1:38.615	+6.986	12	121,81
12	37	ROMAN Guillaume		ROMAN Guillaume		1	ENSIGN	N175	1975	1:39.562	+7.933	13	120,66
13	18	DEVIS Marc		DEVIS Marc		1	SURTEES	TS16	1974	1:39.678	+8.049	12	120,52
14	24	HAGAN James		HAGAN James		1	HESKETH	308	1974	1:42.045	+10.416	9	117,72
15	15	SEILER Toni		CHEETAH RACING		1	SHADOW	DN1	1973	1:44.215	+12.586	13	115,27
16	5	LOCKE Chris		LOCKE Chris		1	LOTUS	77	1976	1:44.524	+12.895	11	114,93
17	14	NOTARI Fabrice		NOTARI Fabrice		1	SHADOW	DN1	1973	1:45.633	+14.004	10	113,72
18	34	MOCKETT Douglas		MOCKETT Douglas		1	PENSKE	PC4	1976	1:45.828	+14.199	14	113,51
19	23	BONNY Philippe		BONNY Philippe		1	TROJAN	T103	1974	1:47.356	+15.727	13	111,90
20	12	BURANI Andrea		METHUSALEM RACING		2	FERRARI	312B3	1974	1:48.915	+17.286	13	110,29
21	28	FULTON Stanley		FULTON Stanley		1	PENSKE	PC3	1975	1:53.433	+21.804	13	105,90

Clé	Num	Pilote	Nat Pil	Concurrent	Nat.Com	Classe	Marque	Modèle	Année	Temps	Ecart	Tours	Vitesse
Rnk	Num	Pilot	Nat Pil	Competitor	Nat Com	class	Type	Model	Year	Time	Gap	Laps	Speed

Non Qualifiés / Not Qualified - Limit = 1:59.117

22	20	TORIBA Yutaka		TORIBA Yutaka		1	WILLIAMS	FW05	1976	2:00.865	+29.236	2	99,39
----	----	---------------	---	---------------	---	---	----------	------	------	----------	---------	---	-------

Non-Partants / DNSs

4	GOETHE Roald		GOETHE Roald		1	TYRRELL	OO7	1974
17	BIANCHINI Marco		BIANCHINI Marco		1	SHADOW	DN5	1975

N1: Track limit (chicane) / Franchissement limite de piste (chicane) cancelled time / Temps annulé 1.38:207 Lap/ Tour 13
N2: Track limit (chicane) / Franchissement limite de piste (chicane) cancelled time / Temps annulé 2.06:767 Lap/ Tour 8
N2: Track limit (chicane) / Franchissement limite de piste (chicane) cancelled time / Temps annulé 1.40:054 Lap/ Tour 12
N27: Track limit (chicane) / Franchissement limite de piste (chicane) cancelled time / Temps annulé 1.42:753 Lap/ Tour 5
N27: Track limit (chicane) / Franchissement limite de piste (chicane) cancelled time / Temps annulé 1.39:722 Lap/ Tour 8
N27: Track limit (chicane) / Franchissement limite de piste (chicane) cancelled time / Temps annulé 1.44:188 Lap/ Tour 9
N37: Track limit (chicane) / Franchissement limite de piste (chicane) cancelled time / Temps annulé 2.06:586 Lap/ Tour 2
N37: Track limit (chicane) / Franchissement limite de piste (chicane) cancelled time / Temps annulé 1.38:372 Lap/ Tour 5

DECISION 2 :

N5: Cancellation of the best lap time / Annulation du meilleur temps

Commission Sportive

JF. Calmes / C. Geffroy / D. Migeon / C. Plasseraud, 11/05/2024, 16:20:30



14ème GRAND PRIX DE MONACO HISTORIQUE 2024

SERIE E : Voitures de grand Prix F1 3L (1973 - 1976)

SERIE E : F1 Grand Prix cars 3L (1973 - 1976)

Essais Qualificatifs / Qualifying Practice Session

Historique / Records

Num	Nom pilote	Heure	Secteur 1	Secteur 2	Secteur 3	Tour	Temps
Num		Hour	Sector 1	Sector 2	Sector 3	Lap	Time

Num	Nom pilote	Heure	Secteur 1	Secteur 2	Secteur 3	Tour	Temps
Num		Hour	Sector 1	Sector 2	Sector 3	Lap	Time

1 LYONS Michael

1	LYONS	[IN]					
							START
1	LYONS	11.849				1	
1	LYONS	2:13.783	38.199	58.612	25.123	2	2:01.934
		3:13.554					FCY FLAG
1	LYONS	4:15.110	24.837	59.489	37.001	3	2:01.327
		7:10.849					START
1	LYONS	7:20.935	53.438	1:34.163	38.224	4	3:05.825
1	LYONS	8:54.494	24.705	47.366	21.488	5	1:33.559
1	LYONS	10:28.031	24.666	47.495	21.376	6	1:33.537
1	LYONS	12:04.882	24.741	49.623	22.487	7	1:36.851
1	LYONS	13:53.912	26.067	57.478	25.485	8	1:49.030
1	LYONS	15:30.078	24.703	48.468	22.995	9	1:36.166
1	LYONS	17:27.845	28.711	1:04.665	24.391	10	1:57.767
1	LYONS	19:01.129	24.591	47.269	21.424	11	1:33.284
1	LYONS	20:35.116	24.590	47.985	21.412	12	1:33.987
1	LYONS	22:13.323	24.565	47.020	26.622	13	4:38.207
1	LYONS	23:48.743	24.638	47.105	23.677	14	1:35.420
		24:58.176					FINISH
1	LYONS	[IN] 25:25.626	25.060	51.169	20.654	14	

2 HALUSA Lukas

2	HALUSA	[IN]					
							START
2	HALUSA	27.616				1	
2	HALUSA	2:19.411	34.112	54.362	23.321	2	1:51.795
		3:13.554					FCY FLAG
2	HALUSA	4:34.755	25.894	1:09.197	40.253	3	2:15.344
		7:10.849					START
2	HALUSA	7:30.219	52.922	1:26.379	36.163	4	2:55.464
2	HALUSA	9:07.476	25.776	49.767	21.714	5	1:37.257
2	HALUSA	10:43.661	25.499	49.057	21.629	6	1:36.185
2	HALUSA	12:18.294	25.018	48.025	21.590	7	1:34.633
2	HALUSA	14:25.061	31.975	1:07.564	27.228	8	2:06.767
2	HALUSA	16:01.843	25.159	49.765	21.858	9	1:36.782
2	HALUSA	17:45.541	26.623	53.120	23.955	10	1:43.698
2	HALUSA	19:28.278	27.322	52.185	23.230	11	1:42.737
2	HALUSA	21:08.332	25.432	51.312	23.310	12	1:40.054
2	HALUSA	22:42.624	24.714	47.703	21.875	13	1:34.292
2	HALUSA	24:16.577	24.700	47.947	21.306	14	1:33.953
		24:58.176					FINISH
2	HALUSA	25:50.285	25.095	47.422	21.191	15	1:33.708

Num	Nom pilote	Heure	Secteur 1	Secteur 2	Secteur 3	Tour	Temps
Num		Hour	Sector 1	Sector 2	Sector 3	Lap	Time

3 WERNER Marco

3	WERNER	[IN]					START
3	WERNER	13.294				1	
3	WERNER	2:14.889	37.432	58.873	25.290	2	2:01.595
		3:13.554					FCY FLAG
3	WERNER	4:21.498	25.731	1:01.602	39.276	3	2:06.609
		7:10.849					START
3	WERNER	7:24.912	54.492	1:31.873	37.049	4	3:03.414
3	WERNER	8:58.805	25.419	47.295	21.179	5	1:33.893
3	WERNER	10:31.733	24.682	47.181	21.065	6	1:32.928
3	WERNER	12:09.537	24.599	48.547	24.658	7	1:37.804
3	WERNER	[IN] 13:50.436	26.189	58.751	15.959	7	
3	WERNER	15:04.609				8	
3	WERNER	16:50.458	30.552	52.905	22.392	9	1:45.849
3	WERNER	18:31.215	24.765	51.475	24.517	10	1:40.757
3	WERNER	20:05.063	24.804	47.094	21.950	11	1:33.848
3	WERNER	[IN] 21:45.720	28.846	56.296	15.515	11	
3	WERNER	22:47.302				12	
3	WERNER	24:32.051	29.576	52.682	22.491	13	1:44.749
		24:58.176					FINISH
3	WERNER	[IN] 26:11.084	29.055	53.786	16.192	13	

5 LOCKE Chris

5	LOCKE	[IN]					START
5	LOCKE	38.027				1	
5	LOCKE	2:42.897	38.316	1:00.614	25.940	2	2:04.870
		3:13.554					FCY FLAG
5	LOCKE	5:03.973	34.297	1:10.138	36.641	3	2:21.076
		7:10.849					START
5	LOCKE	7:37.651	42.784	1:19.738	31.156	4	2:33.678
5	LOCKE	9:28.605	29.439	58.118	23.397	5	1:50.954
5	LOCKE	11:14.791	28.211	54.231	23.744	6	1:46.186
5	LOCKE	12:57.401	26.446	52.647	23.547	7	1:42.610
5	LOCKE	[IN] 14:40.632	28.465	57.629	17.137	7	
5	LOCKE	19:53.092				8	
5	LOCKE	21:51.489	36.436	54.962	26.999	9	1:58.397
5	LOCKE	23:38.038	27.720	54.271	24.558	10	1:46.549
		24:58.176					FINISH
5	LOCKE	25:22.562	27.060	52.633	24.831	11	1:44.524

6 PADMORE Nicholas

6	PADMORE	[IN]					START
---	---------	------	--	--	--	--	-------

Num	Nom pilote	Heure	Secteur 1	Secteur 2	Secteur 3	Tour	Temps
Num		Hour	Sector 1	Sector 2	Sector 3	Lap	Time
6	PADMORE	14.944				1	
6	PADMORE	2:15.786	37.457	57.794	25.591	2	2:00.842
		3:13.554					FCY FLAG
6	PADMORE	4:23.286	25.129	1:02.911	39.460	3	2:07.500
		7:10.849					START
6	PADMORE	7:27.771	55.852	1:31.481	37.152	4	3:04.485
6	PADMORE	9:00.669	24.409	47.467	21.022	5	1:32.898
6	PADMORE	10:33.208	24.024	47.500	21.015	6	1:32.539
6	PADMORE	12:12.966	24.066	49.633	26.059	7	1:39.758
6	PADMORE	13:56.611	24.319	56.735	22.591	8	1:43.645
6	PADMORE	[IN] 15:24.464	24.162	47.399	16.292	8	
6	PADMORE	16:37.180				9	
6	PADMORE	18:25.936	32.465	54.317	21.974	10	1:48.756
6	PADMORE	19:59.606	24.328	47.335	22.007	11	1:33.670
6	PADMORE	21:48.460	25.448	57.601	25.805	12	1:48.854
6	PADMORE	23:32.239	24.144	52.298	27.337	13	1:43.779
		24:58.176					FINISH
6	PADMORE	25:05.398	24.019	47.968	21.172	14	1:33.159

12 BURANI Andrea

12	BURANI	[IN]					
							START
12	BURANI	55.025				1	

		3:13.554					FCY FLAG
12	BURANI	3:34.921	36.910	1:35.511	27.475	2	2:39.896
12	BURANI	5:53.195	32.073	1:11.768	34.433	3	2:18.274
		7:10.849					START
12	BURANI	8:13.730	47.973	1:05.956	26.606	4	2:20.535
12	BURANI	10:04.369	29.059	56.585	24.995	5	1:50.639
12	BURANI	11:53.284	29.014	55.506	24.395	6	1:48.915
12	BURANI	13:42.315	28.437	56.083	24.511	7	1:49.031
12	BURANI	15:32.366	28.593	56.077	25.381	8	1:50.051
12	BURANI	17:56.323	29.228	1:03.306	51.423	9	2:23.957
12	BURANI	19:54.247	35.628	57.963	24.333	10	1:57.924
12	BURANI	21:51.921	30.388	58.791	28.495	11	1:57.674
12	BURANI	23:44.153	30.115	56.677	25.440	12	1:52.232
		24:58.176					FINISH
12	BURANI	25:39.059	28.963	57.247	28.696	13	1:54.906

14 NOTARI Fabrice

14	NOTARI	[IN]					
							START
14	NOTARI	31.693				1	
14	NOTARI	2:37.500	41.806	59.308	24.693	2	2:05.807
		3:13.554					FCY FLAG
14	NOTARI	[IN] 4:47.048	29.847	1:18.403	21.298	2	

Num	Nom pilote	Heure	Secteur 1	Secteur 2	Secteur 3	Tour	Temps
Num		Hour	Sector 1	Sector 2	Sector 3	Lap	Time
14	NOTARI	6:17.262				3	
		7:10.849					START
14	NOTARI	8:28.724	47.742	59.717	24.003	4	2:11.462
14	NOTARI	10:14.357	27.550	53.314	24.769	5	1:45.633
14	NOTARI	12:00.814	28.292	54.134	24.031	6	1:46.457
14	NOTARI	[IN] 14:07.168	32.775	1:08.227	25.352	6	
14	NOTARI	15:50.889				7	
14	NOTARI	17:56.277	38.487	58.984	27.917	8	2:05.388
14	NOTARI	19:50.988	31.752	57.821	25.138	9	1:54.711
14	NOTARI	21:39.044	27.452	53.277	27.327	10	1:48.056
14	NOTARI	[IN] 23:38.141	32.636	1:05.327	21.134	10	
		24:58.176					FINISH
14	NOTARI	[IN] 31:03.946				10	

15 SEILER Toni

15	SEILER	[IN]					
							START
15	SEILER	30.122				1	
15	SEILER	2:27.211	34.487	57.365	25.237	2	1:57.089
		3:13.554					FCY FLAG
15	SEILER	[IN] 4:35.302	29.983	1:16.319	21.789	2	
15	SEILER	6:29.377				3	
		7:10.849					START

Num	Nom pilote	Heure	Secteur 1	Secteur 2	Secteur 3	Tour	Temps
Num		Hour	Sector 1	Sector 2	Sector 3	Lap	Time
15	SEILER	8:35.333	46.326	55.597	24.033	4	2:05.956
15	SEILER	10:20.118	28.451	53.069	23.265	5	1:44.785
15	SEILER	12:17.348	27.078	1:00.204	29.948	6	1:57.230
15	SEILER	14:05.852	29.257	55.319	23.928	7	1:48.504
15	SEILER	16:01.410	28.542	58.758	28.258	8	1:55.558
15	SEILER	17:51.295	28.925	55.458	25.502	9	1:49.885
15	SEILER	19:35.510	27.868	53.244	23.103	10	1:44.215
15	SEILER	21:19.983	27.962	53.498	23.013	11	1:44.473
15	SEILER	23:04.877	27.744	53.880	23.270	12	1:44.894
15	SEILER	24:50.544	28.253	53.672	23.742	13	1:45.667
		24:58.176					FINISH
15	SEILER	[IN] 26:49.043	35.876	1:03.918	18.705	13	

16 DELETRAZ Jean-Denis

16	DELETRAZ	[IN]					
							START
16	DELETRAZ	28.464				1	
16	DELETRAZ	2:20.657	34.118	54.883	23.192	2	1:52.193
		3:13.554					FCY FLAG
16	DELETRAZ	4:38.521	27.823	1:11.290	38.751	3	2:17.864
		7:10.849					START
16	DELETRAZ	7:32.779	51.951	1:27.236	35.071	4	2:54.258
16	DELETRAZ	9:16.016	27.011	52.123	24.103	5	1:43.237

Num Num	Nom pilote	Heure Hour	Secteur 1 Sector 1	Secteur 2 Sector 2	Secteur 3 Sector 3	Tour Lap	Temps Time
16	DELETRAZ	10:55.448	25.889	51.046	22.497	6	1:39.432
16	DELETRAZ	12:34.063	25.960	50.230	22.425	7	1:38.615
16	DELETRAZ	14:14.591	25.714	51.676	23.138	8	1:40.528
16	DELETRAZ	15:59.159	28.688	51.214	24.666	9	1:44.568
16	DELETRAZ	17:46.380	28.881	54.051	24.289	10	1:47.221
16	DELETRAZ	19:30.730	27.943	52.383	24.024	11	1:44.350
16	DELETRAZ	21:14.552	27.023	52.983	23.816	12	1:43.822
16	DELETRAZ	[IN] 22:57.967	27.918	56.872	18.625	12	
		24:58.176					FINISH
16	DELETRAZ	[IN] 31:51.888				12	

18 DEVIS Marc

18	DEVIS	[IN]					
							START
18	DEVIS	43.307				1	
18	DEVIS	2:48.081	38.382	1:00.562	25.830	2	2:04.774
		3:13.554					FCY FLAG
18	DEVIS	5:06.809	30.339	1:12.812	35.577	3	2:18.728
		7:10.849					START
18	DEVIS	7:38.409	45.851	1:16.759	28.990	4	2:31.600
18	DEVIS	9:27.377	29.207	55.443	24.318	5	1:48.968
18	DEVIS	11:11.168	27.677	52.477	23.637	6	1:43.791
18	DEVIS	12:54.795	26.832	53.322	23.473	7	1:43.627

Num Num	Nom pilote	Heure Hour	Secteur 1 Sector 1	Secteur 2 Sector 2	Secteur 3 Sector 3	Tour Lap	Temps Time
18	DEVIS	14:37.195	26.291	52.281	23.828	8	1:42.400
18	DEVIS	16:18.681	26.958	51.704	22.824	9	1:41.486
18	DEVIS	18:05.218	26.185	54.842	25.510	10	1:46.537
18	DEVIS	19:47.495	26.875	52.510	22.892	11	1:42.277
18	DEVIS	21:27.173	25.928	50.729	23.021	12	1:39.678
18	DEVIS	[IN] 23:26.979	35.937	1:03.877	19.992	12	
		24:58.176					FINISH
18	DEVIS	[IN] 31:15.602				12	

19 LAJOUX Frédéric

19	LAJOUX	[IN]					
							START
19	LAJOUX	18.557				1	
19	LAJOUX	2:19.522	40.442	56.394	24.129	2	2:00.965
		3:13.554					FCY FLAG
19	LAJOUX	4:40.159	28.846	1:12.852	38.939	3	2:20.637
		7:10.849					START
19	LAJOUX	7:33.698	52.228	1:29.683	31.628	4	2:53.539
19	LAJOUX	9:16.707	27.723	52.509	22.777	5	1:43.009
19	LAJOUX	10:57.158	26.689	51.325	22.437	6	1:40.451
19	LAJOUX	12:37.519	26.460	51.598	22.303	7	1:40.361
19	LAJOUX	14:16.638	25.972	50.932	22.215	8	1:39.119
19	LAJOUX	15:59.018	27.183	51.761	23.436	9	1:42.380

Num	Nom pilote	Heure	Secteur 1	Secteur 2	Secteur 3	Tour	Temps
Num		Hour	Sector 1	Sector 2	Sector 3	Lap	Time
19	LAJOUX	17:49.847	28.295	57.348	25.186	10	1:50.829
19	LAJOUX	19:32.164	26.791	51.209	24.317	11	1:42.317
19	LAJOUX	21:12.113	26.278	51.294	22.377	12	1:39.949
19	LAJOUX	22:49.929	25.908	49.971	21.937	13	1:37.816
19	LAJOUX	24:30.515	26.360	52.252	21.974	14	1:40.586
		24:58.176					FINISH
19	LAJOUX	26:07.817	25.494	50.153	21.655	15	1:37.302

20 TORIBA Yutaka

20	TORIBA	[IN]					
							START
20	TORIBA	15.794				1	
20	TORIBA	2:16.659	37.031	58.039	25.795	2	2:00.865
		3:13.554					FCY FLAG
		7:10.849					START
		24:58.176					FINISH

22 DAVISON James

22	DAVISON	[IN]					
							START
22	DAVISON	34.149				1	

Num	Nom pilote	Heure	Secteur 1	Secteur 2	Secteur 3	Tour	Temps
Num		Hour	Sector 1	Sector 2	Sector 3	Lap	Time
22	DAVISON	2:22.713	34.865	51.738	21.961	2	1:48.564
		3:13.554					FCY FLAG
22	DAVISON	4:39.421	26.285	1:11.507	38.916	3	2:16.708
		7:10.849					START
22	DAVISON	7:31.183	51.567	1:27.522	32.673	4	2:51.762
22	DAVISON	9:12.835	25.456	49.601	26.595	5	1:41.652
22	DAVISON	10:46.958	24.947	47.601	21.575	6	1:34.123
22	DAVISON	12:20.602	25.005	47.443	21.196	7	1:33.644
22	DAVISON	[IN] 13:59.113	27.978	54.573	15.960	7	
22	DAVISON	18:39.116				8	
22	DAVISON	20:21.018	28.756	51.295	21.851	9	1:41.902
22	DAVISON	21:58.000	25.064	49.238	22.680	10	1:36.982
22	DAVISON	23:37.430	25.259	50.460	23.711	11	1:39.430
		24:58.176					FINISH
22	DAVISON	25:10.778	24.436	47.530	21.382	12	1:33.348

23 BONNY Philippe

23	BONNY	[IN]					
							START
23	BONNY	33.269				1	
23	BONNY	2:42.180	41.711	1:01.267	25.933	2	2:08.911
		3:13.554					FCY FLAG
23	BONNY	5:02.874	34.054	1:10.226	36.414	3	2:20.694

Num	Nom pilote	Heure	Secteur 1	Secteur 2	Secteur 3	Tour	Temps
Num		Hour	Sector 1	Sector 2	Sector 3	Lap	Time
		7:10.849					START
23	BONNY	7:38.461	42.920	1:19.834	32.833	4	2:35.587
23	BONNY	9:37.853	33.612	59.875	25.905	5	1:59.392
23	BONNY	11:36.466	31.957	1:00.366	26.290	6	1:58.613
23	BONNY	13:35.069	32.304	1:00.623	25.676	7	1:58.603
23	BONNY	15:28.281	30.414	57.433	25.365	8	1:53.212
23	BONNY	17:31.596	32.999	1:02.975	27.341	9	2:03.315
23	BONNY	19:32.629	33.362	1:01.045	26.626	10	2:01.033
23	BONNY	21:25.524	30.561	57.158	25.176	11	1:52.895
23	BONNY	23:15.629	29.770	55.998	24.337	12	1:50.105
		24:58.176					FINISH
23	BONNY	25:02.985	29.159	54.312	23.885	13	1:47.356

24 HAGAN James

24	HAGAN	[IN]					
							START
24	HAGAN	41.584				1	
24	HAGAN	2:56.381	39.342	1:07.279	28.176	2	2:14.797
		3:13.554					FCY FLAG
24	HAGAN	5:17.838	35.545	1:13.080	32.832	3	2:21.457
		7:10.849					START
24	HAGAN	7:53.393	46.828	1:23.585	25.142	4	2:35.555
24	HAGAN	9:41.175	28.224	54.555	25.003	5	1:47.782

Num	Nom pilote	Heure	Secteur 1	Secteur 2	Secteur 3	Tour	Temps
Num		Hour	Sector 1	Sector 2	Sector 3	Lap	Time
24	HAGAN	11:43.644	31.778	1:05.033	25.658	6	2:02.469
24	HAGAN	13:30.122	27.936	55.484	23.058	7	1:46.478
24	HAGAN	15:12.167	26.767	52.602	22.676	8	1:42.045
24	HAGAN	16:56.639	26.382	51.066	27.024	9	1:44.472
		24:58.176					FINISH

27 BROOKS Steven

27	BROOKS	[IN]					
							START
27	BROOKS	46.129				1	
27	BROOKS	2:50.215	38.176	1:00.821	25.089	2	2:04.086
		3:13.554					FCY FLAG
27	BROOKS	5:08.841	29.846	1:11.849	36.931	3	2:18.626
		7:10.849					START
27	BROOKS	7:45.036	49.791	1:22.725	23.679	4	2:36.195
27	BROOKS	9:27.789	26.687	52.794	23.272	5	1:42.753
27	BROOKS	11:10.853	27.589	52.894	22.581	6	1:43.064
27	BROOKS	12:49.171	25.438	50.131	22.749	7	1:38.318
27	BROOKS	14:28.893	25.899	50.437	23.386	8	1:39.722
27	BROOKS	16:13.081	25.928	54.226	24.034	9	1:44.188
27	BROOKS	[IN] 17:55.614	25.958	1:00.050	16.525	9	
		24:58.176					FINISH
27	BROOKS	[IN] 32:06.805				9	

Num	Nom pilote	Heure	Secteur 1	Secteur 2	Secteur 3	Tour	Temps
Num		Hour	Sector 1	Sector 2	Sector 3	Lap	Time
28 FULTON Stanley							
28	FULTON	[IN]					
START							
28	FULTON	59.349				1	
3:13.554 FCY FLAG							
28	FULTON	3:16.172	41.486	1:06.682	28.655	2	2:16.823
28	FULTON	5:52.141	42.018	1:19.435	34.516	3	2:35.969
7:10.849 START							
28	FULTON	8:15.827	47.817	1:06.080	29.789	4	2:23.686
28	FULTON	10:16.005	31.750	1:01.578	26.850	5	2:00.178
28	FULTON	12:16.152	30.095	1:02.198	27.854	6	2:00.147
28	FULTON	14:13.415	29.947	1:00.523	26.793	7	1:57.263
28	FULTON	16:08.701	30.232	59.129	25.925	8	1:55.286
28	FULTON	18:05.189	29.771	59.738	26.979	9	1:56.488
28	FULTON	20:00.684	31.684	57.989	25.822	10	1:55.495
28	FULTON	21:54.117	29.580	58.024	25.829	11	1:53.433
28	FULTON	23:51.249	29.117	1:01.165	26.850	12	1:57.132
24:58.176 FINISH							
28	FULTON	25:51.389	30.221	1:01.162	28.757	13	2:00.140

29 WRIGLEY Matthew

29 WRIGLEY [IN]

Num	Nom pilote	Heure	Secteur 1	Secteur 2	Secteur 3	Tour	Temps
Num		Hour	Sector 1	Sector 2	Sector 3	Lap	Time
START							
29	WRIGLEY	50.936				1	
29	WRIGLEY	2:53.020	37.912	58.107	26.065	2	2:02.084
3:13.554 FCY FLAG							
29	WRIGLEY	5:14.625	35.612	1:14.408	31.585	3	2:21.605
7:10.849 START							
29	WRIGLEY	7:50.588	47.414	1:24.300	24.249	4	2:35.963
29	WRIGLEY	9:29.348	26.070	51.003	21.687	5	1:38.760
29	WRIGLEY	11:14.004	27.532	51.681	25.443	6	1:44.656
29	WRIGLEY	12:53.331	25.253	51.457	22.617	7	1:39.327
29	WRIGLEY	14:29.003	24.894	48.684	22.094	8	1:35.672
29	WRIGLEY	16:17.153	32.398	53.545	22.207	9	1:48.150
29	WRIGLEY	18:00.794	24.840	55.506	23.295	10	1:43.641
29	WRIGLEY	19:45.967	27.589	54.639	22.945	11	1:45.173
29	WRIGLEY	[IN] 21:17.100	24.870	49.792	16.471	11	
29	WRIGLEY	22:42.772				12	
29	WRIGLEY	24:28.118	32.963	50.129	22.254	13	1:45.346
24:58.176 FINISH							
29	WRIGLEY	26:02.637	24.509	47.909	22.101	14	1:34.519

31 FUMAGALLI Marco

31 FUMAGALLI [IN]

Num	Nom pilote	Heure	Secteur 1	Secteur 2	Secteur 3	Tour	Temps
Num		Hour	Sector 1	Sector 2	Sector 3	Lap	Time
31	FUMAGALLI	56.455				1	
31	FUMAGALLI	2:59.018	36.722	1:01.024	24.817	2	2:02.563
		3:13.554					FCY FLAG
31	FUMAGALLI	5:41.791	42.064	1:23.227	37.482	3	2:42.773
		7:10.849					START
31	FUMAGALLI	8:06.271	51.801	1:08.184	24.495	4	2:24.480
31	FUMAGALLI	9:47.182	26.597	51.545	22.769	5	1:40.911
31	FUMAGALLI	11:28.882	26.451	52.838	22.411	6	1:41.700
31	FUMAGALLI	13:15.763	26.083	58.277	22.521	7	1:46.881
31	FUMAGALLI	14:55.758	26.248	51.637	22.110	8	1:39.995
31	FUMAGALLI	16:35.138	26.337	50.635	22.408	9	1:39.380
31	FUMAGALLI	18:14.680	26.435	50.856	22.251	10	1:39.542
31	FUMAGALLI	19:55.053	26.646	51.019	22.708	11	1:40.373
31	FUMAGALLI	21:36.550	26.956	51.050	23.491	12	1:41.497
31	FUMAGALLI	23:15.744	26.178	50.514	22.502	13	1:39.194
31	FUMAGALLI	24:54.659	26.145	50.359	22.411	14	1:38.915
		24:58.176					FINISH
31	FUMAGALLI	26:32.535	25.767	50.005	22.104	15	1:37.876

33 HALL Stuart

33	HALL	[IN]					
							START
33	HALL	35.002				1	

Num	Nom pilote	Heure	Secteur 1	Secteur 2	Secteur 3	Tour	Temps
Num		Hour	Sector 1	Sector 2	Sector 3	Lap	Time
33	HALL	2:25.759	34.375	52.863	23.519	2	1:50.757
		3:13.554					FCY FLAG
33	HALL	4:41.376	26.343	1:10.023	39.251	3	2:15.617
		7:10.849					START
33	HALL	7:31.953	51.831	1:29.525	29.221	4	2:50.577
33	HALL	9:14.871	24.971	54.560	23.387	5	1:42.918
33	HALL	10:47.135	24.464	46.854	20.946	6	1:32.264
33	HALL	12:33.052	30.308	53.431	22.178	7	1:45.917
33	HALL	14:10.915	24.310	46.596	26.957	8	1:37.863
33	HALL	15:57.157	24.290	57.427	24.525	9	1:46.242
33	HALL	17:30.238	24.497	46.465	22.119	10	1:33.081
33	HALL	19:27.181	31.400	1:02.695	22.848	11	1:56.943
33	HALL	20:58.991	24.293	46.395	21.122	12	1:31.810
33	HALL	22:41.395	24.153	56.346	21.905	13	1:42.404
33	HALL	24:13.588	24.288	46.665	21.240	14	1:32.193
		24:58.176					FINISH
33	HALL	25:45.217	24.015	46.367	21.247	15	1:31.629

34 MOCKETT Douglas

34	MOCKETT	[IN]					
							START
34	MOCKETT	52.913				1	
34	MOCKETT	2:54.082	37.506	59.186	24.477	2	2:01.169

Num Num	Nom pilote	Heure Hour	Secteur 1 Sector 1	Secteur 2 Sector 2	Secteur 3 Sector 3	Tour Lap	Temps Time
		3:13.554					FCY FLAG
34	MOCKETT	5:15.462	35.618	1:13.936	31.826	3	2:21.380
		7:10.849					START
34	MOCKETT	7:51.696	47.328	1:24.016	24.890	4	2:36.234
34	MOCKETT	9:40.238	27.550	56.196	24.796	5	1:48.542
34	MOCKETT	11:36.524	29.891	1:00.616	25.779	6	1:56.286
34	MOCKETT	13:22.352	27.676	54.132	24.020	7	1:45.828
34	MOCKETT	15:10.152	27.847	55.485	24.468	8	1:47.800
34	MOCKETT	17:01.134	28.105	57.204	25.673	9	1:50.982
34	MOCKETT	18:51.114	29.643	55.572	24.765	10	1:49.980
34	MOCKETT	20:39.770	27.992	56.388	24.276	11	1:48.656
34	MOCKETT	22:26.345	27.241	54.273	25.061	12	1:46.575
34	MOCKETT	24:13.996	27.883	55.179	24.589	13	1:47.651
		24:58.176					FINISH
34	MOCKETT	26:02.935	27.861	55.190	25.888	14	1:48.939

Num Num	Nom pilote	Heure Hour	Secteur 1 Sector 1	Secteur 2 Sector 2	Secteur 3 Sector 3	Tour Lap	Temps Time
		7:10.849					START
37	ROMAN	8:05.691	48.151	1:02.926	23.646	4	2:14.723
37	ROMAN	9:44.063	25.855	49.554	22.963	5	1:38.372
37	ROMAN	11:28.273	27.380	54.318	22.512	6	1:44.210
37	ROMAN	13:08.366	26.190	51.508	22.395	7	1:40.093
37	ROMAN	14:47.928	25.884	51.075	22.603	8	1:39.562
37	ROMAN	16:28.350	26.139	51.421	22.862	9	1:40.422
37	ROMAN	[IN] 18:00.485	25.761	51.604	14.770	9	
37	ROMAN	19:57.253				10	
37	ROMAN	21:57.014	37.731	58.997	23.033	11	1:59.761
37	ROMAN	23:52.926	34.304	59.321	22.287	12	1:55.912
		24:58.176					FINISH
37	ROMAN	25:38.923	27.298	50.716	27.983	13	1:45.997

37 ROMAN Guillaume

37	ROMAN	[IN]					
							START
37	ROMAN	1:03.941				1	
37	ROMAN	3:10.527	40.568	1:00.179	25.839	2	2:06.586
		3:13.554					FCY FLAG
37	ROMAN	5:50.968	45.840	1:20.354	34.247	3	2:40.441

14ème GRAND PRIX DE MONACO HISTORIQUE 2024

SERIE E : Voitures de grand Prix F1 3L (1973 - 1976)

SERIE E : F1 Grand Prix cars 3L (1973 - 1976)

Course / Race

GRILLE DE DEPART FINALE / FINAL STARTING GRID

Départ / Start : 12/05/2024 - 12h25 Fermeture pré grille / Closing of the grid : 12h10 Durée / Duration : 00h45 18 Tours/Laps = 60.066 Km

- Pole -

			- 1 -	33	HALL Stuart - GBR (1:31.629)
PADMORE Nicholas - GBR (1:32.539)	6		- 2 -		
			- 3 -	3	WERNER Marco - GER (1:32.928)
LYONS Michael - GBR (1:33.284)	1		- 4 -		
			- 5 -	22	DAVISON James - USA (1:33.348)
HALUSA Lukas - AUT (1:33.708)	2		- 6 -		
			- 7 -	29	WRIGLEY Matthew - GBR (1:34.519)
LAJOUX Frédéric - MON (1:37.302)	19		- 8 -		
			- 9 -	31	FUMAGALLI Marco - ITA (1:37.876)
BROOKS Steven - GBR (1:38.318)	27		- 10 -		
			- 11 -	16	DELETRAZ Jean-Denis - SUI (1:38.615)
ROMAN Guillaume - FRA (1:39.562)	37		- 12 -		

14ème GRAND PRIX DE MONACO HISTORIQUE 2024
 SERIE E : Voitures de grand Prix F1 3L (1973 - 1976)
 SERIE E : F1 Grand Prix cars 3L (1973 - 1976)
 Course / Race
 GRILLE DE DEPART FINALE / FINAL STARTING GRID



- Pole -

			- 13 -	18	DEVIS Marc - BEL (1:39.678)
HAGAN James - GBR (1:42.045)	24		- 14 -		
			- 15 -	15	SEILER Toni - SUI (1:44.215)
LOCKE Chris - USA (1:44.524)	5		- 16 -		
			- 17 -	14	NOTARI Fabrice - MON (1:45.633)
MOCKETT Douglas - USA (1:45.828)	34		- 18 -		
			- 19 -	23	BONNY Philippe - FRA (1:47.356)
BURANI Andrea - MON (1:48.915)	12		- 20 -		
			- 21 -	28	FULTON Stanley - USA (1:53.433)

Commission Sportive

JF. Calmes / C. Geffroy / D. Migeon / C. Plasseraud, 12/05/2024, 11:05:26





Cl Rnk	Num Num	Pilote Pilot	Nat.Com Nat Com	Classe class	Tours Laps	Temps Time	Moyenne Average	M.Tour B.Lap	Vitesse Speed
1	33	HALL Stuart		1	18	28:14.245	127,63	1:32.558	129,79
2	6	PADMORE Nicholas		1	18	28:17.785	127,36	1:33.176	128,93
3	1	LYONS Michael		1	18	28:19.143	127,26	1:32.902	129,31
4	2	HALUSA Lukas		1	18	28:36.551	125,97	1:33.272	128,79
5	29	WRIGLEY Matthew		1	18	29:07.215	123,76	1:34.742	126,79
6	19	LAJOUX Frédéric		1	18	29:41.689	121,36	1:37.400	123,33
7	18	DEVIS Marc		1	17	28:26.875	119,64	1:37.624	123,05
8	27	BROOKS Steven		1	17	28:48.790	118,13	1:36.456	124,54
9	16	DELETRAZ Jean-Denis		1	17	28:56.868	117,58	1:38.481	121,98
10	5	LOCKE Chris		1	16	28:23.097	112,85	1:42.814	116,84
11	23	BONNY Philippe		1	16	29:02.072	110,33	1:43.896	115,62
12	12	BURANI Andrea		2	16	29:11.205	109,75	1:43.916	115,60
13	14	NOTARI Fabrice		1	16	29:14.480	109,55	1:45.690	113,66
14	28	FULTON Stanley		1	15	28:33.029	105,19	1:45.984	113,34
15	31	FUMAGALLI Marco		1	14	26:30.029	105,77	1:37.504	123,20
16	24	HAGAN James		1	11	19:27.498	113,18	1:38.997	121,34
17	37	ROMAN Guillaume		1	8	13:16.969	120,58	1:36.686	124,24
18	3	WERNER Marco		1	5	7:53.876	126,75	1:33.723	128,17
19	34	MOCKETT Douglas		1	3	5:29.070	109,51	1:46.227	113,08
20	22	DAVISON James		1	1	1:40.623	119,38	1:37.650	123,02

Pas un tour / No lap

Commission Sportive

15	SEILER Toni		1						JF. Calmes / C. Geffroy / D. Migeon / C. Plasseraud, 12/05/2024, 18:15:03
----	-------------	--	---	--	--	--	--	--	---



14ème GRAND PRIX DE MONACO HISTORIQUE 2024
 SERIE E : Voitures de grand Prix F1 3L (1973 - 1976)
 SERIE E : F1 Grand Prix cars 3L (1973 - 1976)



Course / Race
 Historique / Records

Num Num	Heure Hour	Secteur 1 Sector 1	Secteur 2 Sector 2	Secteur 3 Sector 3	Tour Lap	Temps Time
1 LYONS Michael						
1	[IN]					
1						
1		45.451	1:14.630	7:25.123		
						START
1	2.666	43.905	1:20.276	1:21.574		
1	1:39.606	27.436	48.171	21.333	1	1:36.940
1	3:13.608	24.752	48.026	21.224	2	1:34.002
1	4:47.487	24.591	47.935	21.353	3	1:33.879
1	6:21.371	24.497	47.894	21.493	4	1:33.884
1	7:55.579	24.447	47.850	21.911	5	1:34.208
1	9:30.885	24.528	48.360	22.418	6	1:35.306
1	11:06.717	26.947	47.467	21.418	7	1:35.832
1	12:40.087	24.441	47.461	21.468	8	1:33.370
1	14:13.876	24.717	47.738	21.334	9	1:33.789
1	15:47.153	24.533	47.492	21.252	10	1:33.277
1	17:20.909	24.433	47.382	21.941	11	1:33.756
1	18:55.969	24.656	49.027	21.377	12	1:35.060
1	20:29.758	24.816	47.606	21.367	13	1:33.789
1	22:03.225	24.315	47.255	21.897	14	1:33.467
1	23:39.343	26.007	47.965	22.146	15	1:36.118
1	25:12.245	24.434	47.045	21.423	16	1:32.902

Num Num	Heure Hour	Secteur 1 Sector 1	Secteur 2 Sector 2	Secteur 3 Sector 3	Tour Lap	Temps Time
1	26:45.618	24.500	47.250	21.623	17	1:33.373
						FINISH
1	28:19.143	24.390	47.962	21.173	18	1:33.525

2 HALUSA Lukas

2	[IN]					
2						
2		44.535	1:14.953	7:24.146		
						START
2	3.306	45.583	1:19.504	1:19.896		
2	1:42.509	27.840	49.255	22.108	1	1:39.203
2	3:18.560	25.849	48.404	21.798	2	1:36.051
2	4:53.467	24.546	48.439	21.922	3	1:34.907
2	6:27.894	24.345	48.271	21.811	4	1:34.427
2	8:03.703	25.189	48.031	22.589	5	1:35.809
2	9:38.767	24.392	48.277	22.395	6	1:35.064
2	11:14.772	24.412	49.762	21.831	7	1:36.005
2	12:48.044	24.245	47.635	21.392	8	1:33.272
2	14:21.368	24.301	47.576	21.447	9	1:33.324
2	15:56.553	24.608	49.266	21.311	10	1:35.185
2	17:30.595	24.405	48.226	21.411	11	1:34.042

Num Num	Heure Hour	Secteur 1 Sector 1	Secteur 2 Sector 2	Secteur 3 Sector 3	Tour Lap	Temps Time
2	19:05.802	24.580	48.109	22.518	12	1:35.207
2	20:39.267	24.523	47.632	21.310	13	1:33.465
2	22:15.078	24.682	49.745	21.384	14	1:35.811
2	23:49.643	24.501	47.836	22.228	15	1:34.565
2	25:25.417	25.467	48.536	21.771	16	1:35.774
2	26:59.867	25.307	47.557	21.586	17	1:34.450
	28:12.455					FINISH
2	28:36.551	24.764	50.282	21.638	18	1:36.684

3 WERNER Marco

3	[IN]					
3						
3		46.839	1:15.148	7:25.482		
						START
3	2.263	43.746	1:20.535	1:22.522		
3	1:38.122	26.582	48.071	21.206	1	1:35.859
3	3:11.845	24.720	47.674	21.329	2	1:33.723
3	4:45.824	24.817	47.668	21.494	3	1:33.979
3	6:19.754	24.835	47.822	21.273	4	1:33.930
3	7:53.876	24.949	47.546	21.627	5	1:34.122
3	[IN] 9:25.876	25.210	48.399	18.391	5	
	28:12.455					FINISH
3	[IN] 35:48.311				5	

5 LOCKE Chris

5	[IN]					
5						
5		43.889	1:24.798	6:54.881		
						START
5	6.875	52.096	1:16.823	1:09.822		
5	1:54.031	30.545	53.620	22.991	1	1:47.156
5	3:39.333	27.886	53.687	23.729	2	1:45.302
5	5:27.223	28.050	54.901	24.939	3	1:47.890
5	7:11.804	27.441	53.503	23.637	4	1:44.581
5	8:59.482	28.587	53.716	25.375	5	1:47.678
5	10:45.355	27.821	53.769	24.283	6	1:45.873
5	12:30.274	28.372	52.881	23.666	7	1:44.919
5	14:17.945	28.967	55.011	23.693	8	1:47.671
5	16:03.705	28.999	53.259	23.502	9	1:45.760
5	17:49.043	27.807	53.711	23.820	10	1:45.338
5	19:34.551	27.835	54.131	23.542	11	1:45.508
5	21:18.337	27.350	52.678	23.758	12	1:43.786
5	23:01.151	27.782	51.887	23.145	13	1:42.814
5	24:45.819	27.727	53.454	23.487	14	1:44.668
5	26:32.553	28.015	54.167	24.552	15	1:46.734
	28:12.455					FINISH
5	28:23.097	32.592	54.472	23.480	16	1:50.544

Num Num	Heure Hour	Secteur 1 Sector 1	Secteur 2 Sector 2	Secteur 3 Sector 3	Tour Lap	Temps Time
6 PADMORE Nicholas						
6	[IN]					
6						
6		47.457	1:14.811	7:25.691		
						START
6	1.905	43.658	1:20.021	1:23.561		
6	1:38.875	27.379	48.224	21.367	1	1:36.970
6	3:12.589	24.316	48.326	21.072	2	1:33.714
6	4:46.303	24.438	47.808	21.468	3	1:33.714
6	6:20.275	24.595	48.047	21.330	4	1:33.972
6	7:54.421	24.633	47.947	21.566	5	1:34.146
6	9:30.275	25.006	48.302	22.546	6	1:35.854
6	11:04.489	25.592	47.636	20.986	7	1:34.214
6	12:37.665	24.157	47.561	21.458	8	1:33.176
6	14:11.721	24.598	48.054	21.404	9	1:34.056
6	15:45.463	24.129	48.136	21.477	10	1:33.742
6	17:20.414	24.689	47.966	22.296	11	1:34.951
6	18:54.045	24.341	48.167	21.123	12	1:33.631
6	20:27.693	24.347	48.122	21.179	13	1:33.648
6	22:02.581	24.371	48.868	21.649	14	1:34.888
6	23:35.812	24.425	47.861	20.945	15	1:33.231
6	25:08.993	24.396	47.503	21.282	16	1:33.181
6	26:43.476	24.312	49.029	21.142	17	1:34.483
	28:12.455					FINISH

Num Num	Heure Hour	Secteur 1 Sector 1	Secteur 2 Sector 2	Secteur 3 Sector 3	Tour Lap	Temps Time
6	28:17.785	24.640	48.828	20.841	18	1:34.309
12 BURANI Andrea						
12	[IN]					
12						
12		38.263	1:25.027	6:51.544		
						START
12	7.832	53.557	1:16.777	1:06.468		
12	2:00.959	32.375	56.444	24.308	1	1:53.127
12	3:51.132	28.535	56.765	24.873	2	1:50.173
12	5:44.502	29.376	57.985	26.009	3	1:53.370
12	7:37.818	30.285	57.398	25.633	4	1:53.316
12	9:28.764	28.815	57.697	24.434	5	1:50.946
12	11:20.395	30.244	57.394	23.993	6	1:51.631
12	13:08.360	28.582	54.428	24.955	7	1:47.965
12	14:55.186	28.864	54.279	23.683	8	1:46.826
12	16:42.100	29.126	53.834	23.954	9	1:46.914
12	18:26.016	27.364	52.866	23.686	10	1:43.916
12	20:13.184	27.811	55.779	23.578	11	1:47.168
12	22:02.255	27.801	56.348	24.922	12	1:49.071
12	23:49.535	28.978	54.198	24.104	13	1:47.280
12	25:35.774	27.918	54.539	23.782	14	1:46.239
12	27:26.355	33.634	53.356	23.591	15	1:50.581

Num Num	Heure Hour	Secteur 1 Sector 1	Secteur 2 Sector 2	Secteur 3 Sector 3	Tour Lap	Temps Time
	28:12.455					FINISH
12	29:11.205	27.476	53.845	23.529	16	1:44.850

Num Num	Heure Hour	Secteur 1 Sector 1	Secteur 2 Sector 2	Secteur 3 Sector 3	Tour Lap	Temps Time
14	27:27.855	29.095	53.141	23.454	15	1:45.690
	28:12.455					FINISH
14	29:14.480	27.414	55.031	24.180	16	1:46.625

14 NOTARI Fabrice

14	[IN]					
14						
14		43.420	1:25.647	6:53.003		
						START
14	9.699	53.029	1:16.403	1:10.833		
14	2:03.482	31.327	57.491	24.965	1	1:53.783
14	3:56.593	29.585	58.190	25.336	2	1:53.111
14	5:49.410	29.367	57.363	26.087	3	1:52.817
14	7:39.610	29.033	55.659	25.508	4	1:50.200
14	9:30.366	28.814	57.075	24.867	5	1:50.756
14	11:21.656	29.591	56.883	24.816	6	1:51.290
14	13:09.998	28.086	55.687	24.569	7	1:48.342
14	14:56.431	28.044	53.967	24.422	8	1:46.433
14	16:45.043	28.581	54.856	25.175	9	1:48.612
14	18:31.433	28.494	54.217	23.679	10	1:46.390
14	20:19.206	28.083	55.378	24.312	11	1:47.773
14	22:05.701	27.640	53.859	24.996	12	1:46.495
14	23:51.690	27.202	54.263	24.524	13	1:45.989
14	25:42.165	28.635	56.404	25.436	14	1:50.475

15 SEILER Toni

15	[IN]					
15						
15		44.332	1:24.759	6:55.202		
						START
	28:12.455					FINISH
15	[IN] 36:16.683					

16 DELETRAZ Jean-Denis

16	[IN]					
16						
16		49.418	1:21.852	7:01.162		
						START
16	4.892	50.980	1:16.794	1:15.003		
16	1:50.661	29.575	53.456	22.738	1	1:45.769
16	3:29.617	25.972	50.833	22.151	2	1:38.956
16	5:08.448	25.923	50.354	22.554	3	1:38.831

Num Num	Heure Hour	Secteur 1 Sector 1	Secteur 2 Sector 2	Secteur 3 Sector 3	Tour Lap	Temps Time
16	6:46.929	25.909	50.158	22.414	4	1:38.481
16	8:25.859	26.018	50.494	22.418	5	1:38.930
16	10:04.875	25.860	50.758	22.398	6	1:39.016
16	11:45.445	26.550	50.963	23.057	7	1:40.570
16	13:26.659	26.778	51.871	22.565	8	1:41.214
16	15:08.933	26.698	52.852	22.724	9	1:42.274
16	16:51.093	26.889	52.543	22.728	10	1:42.160
16	18:34.003	28.226	51.788	22.896	11	1:42.910
16	20:16.708	27.438	52.312	22.955	12	1:42.705
16	22:01.219	27.480	53.377	23.654	13	1:44.511
16	23:44.536	27.881	52.360	23.076	14	1:43.317
16	25:27.768	27.417	52.604	23.211	15	1:43.232
16	27:12.496	27.526	52.613	24.589	16	1:44.728
	28:12.455					FINISH
16	28:56.868	27.653	52.777	23.942	17	1:44.372

Num Num	Heure Hour	Secteur 1 Sector 1	Secteur 2 Sector 2	Secteur 3 Sector 3	Tour Lap	Temps Time
18	3:32.981	26.738	51.886	22.723	2	1:41.347
18	5:13.561	26.258	51.355	22.967	3	1:40.580
18	6:54.224	26.487	51.775	22.401	4	1:40.663
18	8:33.855	26.337	50.644	22.650	5	1:39.631
18	10:12.824	26.105	50.439	22.425	6	1:38.969
18	11:50.556	25.601	49.804	22.327	7	1:37.732
18	13:28.180	25.697	49.686	22.241	8	1:37.624
18	15:09.124	25.874	52.756	22.314	9	1:40.944
18	16:49.238	27.354	50.777	21.983	10	1:40.114
18	18:29.001	26.584	50.683	22.496	11	1:39.763
18	20:09.316	25.820	52.142	22.353	12	1:40.315
18	21:49.301	26.476	50.919	22.590	13	1:39.985
18	23:28.939	25.759	50.397	23.482	14	1:39.638
18	25:06.787	25.917	49.657	22.274	15	1:37.848
18	26:46.730	25.525	51.311	23.107	16	1:39.943
	28:12.455					FINISH
18	28:26.875	25.655	52.068	22.422	17	1:40.145

18 DEVIS Marc

18	[IN]					
18						
18		47.629	1:22.403	6:59.479		
						START
18	5.912	51.258	1:16.311	1:13.924		
18	1:51.634	29.145	53.431	23.146	1	1:45.722

19 LAJOUX Frédéric

19	[IN]					
19						
19		50.251	1:17.261	7:13.694		
						START

Num Num	Heure Hour	Secteur 1 Sector 1	Secteur 2 Sector 2	Secteur 3 Sector 3	Tour Lap	Temps Time
19	3.948	48.596	1:16.518	1:18.276		
19	1:46.525	29.552	51.110	21.915	1	1:42.577
19	3:24.575	25.774	50.029	22.247	2	1:38.050
19	5:03.274	25.729	50.462	22.508	3	1:38.699
19	6:42.129	25.766	50.506	22.583	4	1:38.855
19	8:21.659	26.240	50.841	22.449	5	1:39.530
19	10:00.246	25.790	50.309	22.488	6	1:38.587
19	11:39.269	26.301	50.621	22.101	7	1:39.023
19	13:18.166	25.680	50.240	22.977	8	1:38.897
19	14:56.673	25.567	51.015	21.925	9	1:38.507
19	16:37.921	27.116	51.340	22.792	10	1:41.248
19	18:15.981	26.230	49.730	22.100	11	1:38.060
19	19:53.381	26.032	49.313	22.055	12	1:37.400
19	21:31.635	25.943	50.100	22.211	13	1:38.254
19	23:09.498	25.748	50.206	21.909	14	1:37.863
19	24:47.178	25.653	49.978	22.049	15	1:37.680
19	26:26.231	25.904	50.960	22.189	16	1:39.053
19	28:04.053	26.218	49.393	22.211	17	1:37.822
	28:12.455					FINISH
19	29:41.689	25.344	49.422	22.870	18	1:37.636

22 DAVISON James

22	[IN]					
----	------	--	--	--	--	--

Num Num	Heure Hour	Secteur 1 Sector 1	Secteur 2 Sector 2	Secteur 3 Sector 3	Tour Lap	Temps Time
22						
22		44.815	1:14.349	7:25.523		
						START
22	2.973	44.678	1:19.550	1:20.517		
22	1:40.623	27.523	48.712	21.415	1	1:37.650
	28:12.455					FINISH

23 BONNY Philippe

23	[IN]					
23						
23		42.616	1:25.070	6:51.776		
						START
23	7.823	53.362	1:16.597	1:07.574		
23	1:59.563	31.604	55.791	24.345	1	1:51.740
23	3:50.311	29.308	56.628	24.812	2	1:50.748
23	5:44.058	29.941	57.632	26.174	3	1:53.747
23	7:36.768	29.974	57.380	25.356	4	1:52.710
23	9:28.016	29.407	56.586	25.255	5	1:51.248
23	11:19.640	30.059	57.459	24.106	6	1:51.624
23	13:06.930	28.649	54.435	24.206	7	1:47.290
23	14:54.208	29.218	54.391	23.669	8	1:47.278
23	16:39.792	27.645	54.560	23.379	9	1:45.584
23	18:24.092	27.347	53.612	23.341	10	1:44.300

Num Num	Heure Hour	Secteur 1 Sector 1	Secteur 2 Sector 2	Secteur 3 Sector 3	Tour Lap	Temps Time
23	20:07.988	27.649	52.852	23.395	11	1:43.896
23	21:53.963	27.622	54.300	24.053	12	1:45.975
23	23:41.176	28.296	54.741	24.176	13	1:47.213
23	25:25.222	27.737	52.855	23.454	14	1:44.046
23	27:14.233	28.355	54.068	26.588	15	1:49.011
	28:12.455					FINISH
23	29:02.072	28.586	54.712	24.541	16	1:47.839

24 HAGAN James

24	[IN]					
24						
24		45.674	1:22.570	6:58.962		
						START
24	6.098	51.151	1:16.903	1:12.178		
24	1:52.849	30.322	53.520	22.909	1	1:46.751
24	3:34.810	26.684	52.881	22.396	2	1:41.961
24	5:16.304	26.727	51.095	23.672	3	1:41.494
24	6:55.301	25.810	50.906	22.281	4	1:38.997
24	8:53.738	40.710	53.890	23.837	5	1:58.437
24	10:38.124	27.613	53.506	23.267	6	1:44.386
24	12:21.703	27.600	52.534	23.445	7	1:43.579
24	14:04.464	26.772	53.007	22.982	8	1:42.761
24	15:50.933	26.482	56.506	23.481	9	1:46.469

Num Num	Heure Hour	Secteur 1 Sector 1	Secteur 2 Sector 2	Secteur 3 Sector 3	Tour Lap	Temps Time
24	17:38.610	28.005	54.773	24.899	10	1:47.677
24	19:27.498	29.261	54.999	24.628	11	1:48.888
24	[IN] 21:19.331	31.468	1:01.177	19.188	11	
	28:12.455					FINISH

27 BROOKS Steven

27	[IN]					
27						
27		53.504	1:21.843	7:02.992		
						START
27	5.995	49.744	1:17.086	1:17.329		
27	1:52.043	29.630	53.658	22.760	1	1:46.048
27	3:34.223	26.615	53.253	22.312	2	1:42.180
27	5:14.563	26.080	51.598	22.662	3	1:40.340
27	6:55.147	26.410	51.512	22.662	4	1:40.584
27	9:08.377	1:00.124	49.930	23.176	5	2:13.230
27	10:46.968	25.518	50.352	22.721	6	1:38.591
27	12:25.368	26.253	49.550	22.597	7	1:38.400
27	14:03.410	25.293	50.173	22.576	8	1:38.042
27	15:42.017	25.344	49.885	23.378	9	1:38.607
27	17:20.903	25.603	49.867	23.416	10	1:38.886
27	19:00.770	26.341	50.982	22.544	11	1:39.867
27	20:38.355	25.681	49.448	22.456	12	1:37.585

Num Num	Heure Hour	Secteur 1 Sector 1	Secteur 2 Sector 2	Secteur 3 Sector 3	Tour Lap	Temps Time
27	22:17.083	25.273	51.244	22.211	13	1:38.728
27	23:53.539	25.255	49.096	22.105	14	1:36.456
27	25:33.195	26.071	51.284	22.301	15	1:39.656
27	27:11.952	25.186	50.053	23.518	16	1:38.757
	28:12.455					FINISH
27	28:48.790	24.887	49.828	22.123	17	1:36.838

Num Num	Heure Hour	Secteur 1 Sector 1	Secteur 2 Sector 2	Secteur 3 Sector 3	Tour Lap	Temps Time
28	20:34.470	27.461	56.079	24.308	11	1:47.848
28	22:44.087	27.058	55.424	47.135	12	2:09.617
28	24:38.141	30.519	58.012	25.523	13	1:54.054
28	26:32.740	29.359	59.029	26.211	14	1:54.599
	28:12.455					FINISH
28	28:33.029	34.127	1:00.337	25.825	15	2:00.289

28 FULTON Stanley

28	[IN]					
28						
28		38.587	1:10.580	6:52.419		
						START
28	12.479	52.926	1:16.420	1:10.247		
28	2:12.587	32.869	59.369	27.870	1	2:00.108
28	4:05.887	30.036	57.670	25.594	2	1:53.300
28	5:57.479	29.771	56.892	24.929	3	1:51.592
28	7:48.174	28.860	55.822	26.013	4	1:50.695
28	9:41.523	30.350	57.368	25.631	5	1:53.349
28	11:30.989	28.958	55.659	24.849	6	1:49.466
28	13:19.617	28.053	54.679	25.896	7	1:48.628
28	15:11.802	28.191	59.961	24.033	8	1:52.185
28	16:57.786	27.212	54.889	23.883	9	1:45.984
28	18:46.622	28.296	55.782	24.758	10	1:48.836

29 WRIGLEY Matthew

29	[IN]					
29						
29		52.234	1:14.867	7:15.684		
						START
29	3.499	48.911	1:16.676	1:18.542		
29	1:47.909	30.133	52.782	21.495	1	1:44.410
29	3:24.693	25.013	49.704	22.067	2	1:36.784
29	5:03.435	25.753	50.585	22.404	3	1:38.742
29	6:42.288	25.801	50.567	22.485	4	1:38.853
29	8:19.265	26.100	48.759	22.118	5	1:36.977
29	9:54.470	25.162	48.325	21.718	6	1:35.205
29	11:30.374	25.053	48.573	22.278	7	1:35.904
29	13:08.258	25.185	49.086	23.613	8	1:37.884
29	14:45.896	26.692	49.288	21.658	9	1:37.638
29	16:20.672	24.971	48.408	21.397	10	1:34.776

Num Num	Heure Hour	Secteur 1 Sector 1	Secteur 2 Sector 2	Secteur 3 Sector 3	Tour Lap	Temps Time
29	17:55.414	24.820	48.584	21.338	11	1:34.742
29	19:30.742	25.012	48.948	21.368	12	1:35.328
29	21:06.880	25.463	49.079	21.596	13	1:36.138
29	22:42.959	25.294	48.673	22.112	14	1:36.079
29	24:19.588	25.355	48.701	22.573	15	1:36.629
29	25:54.898	25.303	48.521	21.486	16	1:35.310
29	27:30.691	25.475	48.489	21.829	17	1:35.793
	28:12.455					FINISH
29	29:07.215	25.034	49.724	21.766	18	1:36.524

Num Num	Heure Hour	Secteur 1 Sector 1	Secteur 2 Sector 2	Secteur 3 Sector 3	Tour Lap	Temps Time
31	13:24.820	25.516	50.180	21.808	8	1:37.504
31	15:04.701	25.356	52.539	21.986	9	1:39.881
31	16:43.512	25.581	50.068	23.162	10	1:38.811
31	[IN] 18:58.183	37.186	1:17.597	19.888	10	
31	21:22.499				11	
31	23:08.794	32.467	51.160	22.668	12	1:46.295
31	24:49.272	27.463	50.771	22.244	13	1:40.478
31	26:30.029	25.855	51.823	23.079	14	1:40.757
	28:12.455					FINISH

31 FUMAGALLI Marco

31	[IN]					
31						
31		54.559	1:20.581	7:04.603		
						START
31	3.989	48.838	1:17.097	1:16.850		
31	1:49.999	29.129	54.143	22.738	1	1:46.010
31	3:33.607	28.208	53.017	22.383	2	1:43.608
31	5:14.210	26.330	51.423	22.850	3	1:40.603
31	6:52.979	26.462	50.466	21.841	4	1:38.769
31	8:31.026	25.527	50.207	22.313	5	1:38.047
31	10:09.573	25.877	50.121	22.549	6	1:38.547
31	11:47.316	25.556	50.165	22.022	7	1:37.743

33 HALL Stuart

33	[IN]					
33						
33						
						START
33	0.548					
33	1:37.309	53.663	48.071	20.980	1	1:36.761
33	3:10.024	24.696	47.297	20.722	2	1:32.715
33	4:43.436	24.460	47.553	21.399	3	1:33.412
33	6:16.787	24.656	47.322	21.373	4	1:33.351
33	7:50.049	24.572	47.316	21.374	5	1:33.262
33	9:25.969	24.664	48.513	22.743	6	1:35.920
33	10:59.178	24.447	47.525	21.237	7	1:33.209

Num Num	Heure Hour	Secteur 1 Sector 1	Secteur 2 Sector 2	Secteur 3 Sector 3	Tour Lap	Temps Time
33	12:32.537	24.441	47.494	21.424	8	1:33.359
33	14:06.618	25.712	47.357	21.012	9	1:34.081
33	15:41.029	24.296	47.899	22.216	10	1:34.411
33	17:13.597	24.282	47.119	21.167	11	1:32.568
33	18:46.419	24.331	47.346	21.145	12	1:32.822
33	20:18.977	24.357	47.052	21.149	13	1:32.558
33	21:53.824	25.298	47.956	21.593	14	1:34.847
33	23:28.412	24.655	47.715	22.218	15	1:34.588
33	25:03.492	24.838	48.639	21.603	16	1:35.080
33	26:38.088	24.669	48.826	21.101	17	1:34.596
	28:12.455					FINISH
33	28:14.245	26.809	48.272	21.076	18	1:36.157

34 MOCKETT Douglas

34	[IN]					
34						
34		43.458	1:25.286	6:51.849		
						START
34	7.385	52.359	1:16.652	1:09.359		
34	1:56.383	30.490	54.437	24.071	1	1:48.998
34	3:42.610	27.437	54.709	24.081	2	1:46.227
34	5:29.070	27.461	54.326	24.673	3	1:46.460
	28:12.455					FINISH

37 ROMAN Guillaume

37	[IN]					
37						
37		48.201	1:20.964	7:01.466		
						START
37	4.500	51.148	1:16.368	1:13.252		
37	1:50.049	29.586	53.402	22.561	1	1:45.549
37	3:26.735	24.953	49.820	21.913	2	1:36.686
37	5:04.919	25.388	50.692	22.104	3	1:38.184
37	6:43.069	25.392	50.526	22.232	4	1:38.150
37	8:22.393	26.091	50.431	22.802	5	1:39.324
37	10:00.463	25.429	50.434	22.207	6	1:38.070
37	11:37.975	25.536	50.121	21.855	7	1:37.512
37	13:16.969	25.427	50.571	22.996	8	1:38.994
	28:12.455					FINISH

1001 SC

1001						
						START
1001	[IN] 36.812	9:36.487	1:00.389	7:32.848		
	28:12.455					FINISH

14ème GRAND PRIX DE MONACO HISTORIQUE 2024
 SERIE E : Voitures de grand Prix F1 3L (1973 - 1976)
 SERIE E : F1 Grand Prix cars 3L (1973 - 1976)



Course / Race
 Tour par tour / Lap by lap

Grille / Grid	33	6	3	1	22	2	29	19	31	27	16	37	18	24	15	5	14	34	23	12	28	
---------------	----	---	---	---	----	---	----	----	----	----	----	----	----	----	----	---	----	----	----	----	----	--

	1.	2.	3.	4.	5.	6.	7.	8.	9.	10.	11.	12.	13.	14.	15.	16.	17.	18.	19.	20.	21.	22.
Départ / Start	33	6	3	1	22	2	29	19	31	37	16	18	27	24	5	34	23	12	14	28	1001	15
Tour / Lap 1	33	3	6	1	22	2	19	29	31	37	16	18	27	24	5	34	23	12	14	28		
Tour / Lap 2	33	3	6	1	2	19	29	37	16	18	31	27	24	5	34	23	12	14	28			
Tour / Lap 3	33	3	6	1	2	19	29	37	16	18	31	27	24	5	34	23	12	14	28			
Tour / Lap 4	33	3	6	1	2	19	29	37	16	31	18	27	24	5	23	12	14	28				
Tour / Lap 5	33	3	6	1	2	29	19	37	16	31	18	24	5	27	23	12	14	28				
Tour / Lap 6	33	6	1	2	29	19	37	16	31	18	24	5	27	23	12	14	28					
Tour / Lap 7	33	6	1	2	29	37	19	16	31	18	24	27	5	23	12	14	28					
Tour / Lap 8	33	6	1	2	29	37	19	31	16	18	27	24	5	23	12	14	28					
Tour / Lap 9	33	6	1	2	29	19	31	16	18	27	24	5	23	12	14	28						
Tour / Lap 10	33	6	1	2	29	19	31	18	16	27	24	5	23	12	14	28						
Tour / Lap 11	33	6	1	2	29	19	18	16	27	24	5	23	12	14	28	31						
Tour / Lap 12	33	6	1	2	29	19	18	16	27	5	23	12	14	28	31							
Tour / Lap 13	33	6	1	2	29	19	18	16	27	5	23	12	14	28	31							
Tour / Lap 14	33	6	1	2	29	19	18	16	27	5	23	12	14	31	28							
Tour / Lap 15	33	6	1	2	29	19	18	16	27	5	23	12	14	28								
Tour / Lap 16	33	6	1	2	29	19	18	27	16	5	23	12	14									



14ème GRAND PRIX DE MONACO HISTORIQUE 2024
 SERIE E : Voitures de grand Prix F1 3L (1973 - 1976)
 SERIE E : F1 Grand Prix cars 3L (1973 - 1976)
 Course / Race
 Tour par tour / Lap by lap



Grille / Grid	33	6	3	1	22	2	29	19	31	27	16	37	18	24	15	5	14	34	23	12	28		
Tour / Lap 17	33	6	1	2	29	19	18	27	16														
Tour / Lap 18	33	6	1	2	29	19																	






Cl Rnk	Num Num	Pilote Pilot	Nat.Com Nat Com	Classe class	Tours Laps	Temps Time	Moyenne Average	M.Tour B.Lap	Vitesse Speed
-----------	------------	-----------------	--------------------	-----------------	---------------	---------------	--------------------	-----------------	------------------


VAINQUEUR DE LA SERIE

1	33	HALL Stuart		1	18	28:14.245	127,63	1:32.558	129,79
---	----	-------------	---	---	----	-----------	--------	----------	--------


DEUXIEME DE LA SERIE

1	6	PADMORE Nicholas		1	18	28:17.785	127,36	1:33.176	128,93
---	---	------------------	---	---	----	-----------	--------	----------	--------

TROISIEME DE LA SERIE

1	1	LYONS Michael		1	18	28:19.143	127,26	1:32.902	129,31
---	---	---------------	---	---	----	-----------	--------	----------	--------

VAINQUEUR DE LA CLASSE 1

1	33	HALL Stuart		1	18	28:14.245	127,63	1:32.558	129,79
---	----	-------------	---	---	----	-----------	--------	----------	--------

VAINQUEUR DE LA CLASSE 2

1	12	BURANI Andrea		2	16	29:11.205	109,75	1:43.916	115,60
---	----	---------------	---	---	----	-----------	--------	----------	--------