

14e GRAND PRIX DE MONACO HISTORIQUE















































Liste des engagés série G : Voitures de Grand Prix F1 - 3L de 1981 à 1985

N°	Pilote NOM Prénom	Nat.Pil.	Concurrent NOM Prénom	Nat.Con.	Marque	Modèle	Année	Classe
1	D'ANSEBOURG Christophe	BEL	D'ANSEBOURG Christophe	BEL	WILLIAMS	FW07C	1981	1
2	D'ANSEBOURG Werner	BEL	D'ANSEBOURG Werner	BEL	BRABHAM	BT49D	1982	1
3	TYRRELL Ken	USA	TYRRELL Ken	USA	TYRRELL	011	1982	1
4	CONSTABLE Jamie	GBR	CONSTABLE Jamie	GBR	TYRRELL	011	1983	1
5	STRETTON Martin	GBR	STRETTON Martin	GBR	TYRRELL	012	1984	1
6	HALUSA Niklas	AUT	HALUSA Martin	AUT	WILLIAMS	FW08	1982	1
7	SIMMONDS Ian	GBR	SIMMONDS Ian	GBR	TYRRELL	012	1983	1
8	HIGSON Mark	GBR	HIGSON Mark	GBR	MCLAREN	MP4/1B	1982	1
9	FRANCHITTI Marino	GBR	WOLFE Andy	GBR	TYRRELL	012	1985	1
10	PADMORE Nick	GBR	CHROME CARS RACING	DEU	LOTUS	88B	1981	1
11	LYONS Michael	GBR	CHROME CARS RACING	DEU	LOTUS	92	1983	1
12	BROOKS Steven	GBR	BROOKS Steven	GBR	LOTUS	91	1982	1
14	FORT Laurent	FRA	FORT Laurent	FRA	ENSIGN	MN180B	1980	1
15	WERNER Marco	DEU	CHROME CARS RACING	DEU	LOTUS	87B	1982	1
17	HARTLEY James Stephen	GBR	HARTLEY James Stephen	GBR	ARROWS	A6	1983	1
18	CHAHWAN Alejandro Walter	ARG	CHAHWAN Alejandro Walter	ARG	MARCH	811	1981	1
19	HALL Stuart	GBR	GOETHE Roald	MCO	MARCH	821	1982	1
22	HOPE Richard	GBR	HOPE Richard	GBR	ALFA-ROMEO	182	1982	1
25	GIRARDO Massimiliano	CHE	GIRARDO Massimiliano	CHE	MINARDI	M185	1985	1
26	AYARI Soheil	FRA	AYARI Soheil	FRA	LIGIER	JS 21	1983	1
27	TORIBA Yutaka	JPN	TORIBA Yutaka	JPN	WILLIAMS	FW07C	1981	1
28	CANTILLON Michael	GBR	CANTILLON Michael	GBR	WILLIAMS	FW07C	1982	1
29	LEONE Valerio	ITA	LEONE Valerio	ITA	ARROWS	A6	1983	1
30	PINK Nicholas	GBR	PINK Nicholas	GBR	ARROWS	A5	1981	1
31	LOTTINI Piero	ITA	LOTTINI Piero	ITA	OSELLA	FA1B/81	1981	1
32	DWYER Mark	GBR	DWYER Mark	GBR	OSELLA	FA1D	1983	1
34	HAZELL Mark	GBR	HAZELL Mark	GBR	WILLIAMS	FW08C	1983	1
35	VAN EERD Frits	NLD	VAN EERD Frits	NLD	WILLIAMS	FW08C	1983	1











14ème GRAND PRIX DE MONACO HISTORIQUE 2024
 SERIE G : Voitures de Grand Prix F1 3L (1981 - 1985)
 SERIE G : F1 Grand Prix cars 3L (1981 - 1985)



LISTE FINALE DES AUTORISES A PRENDRE LE DEPART / FINAL LIST OF AUTHORISED DRIVERS TO RACE

Num Num	Pilote Pilot	Nat Pil Nat Pil	Concurrent Competitor	Nat.Com Nat Com	Marque Type	Modèle Model	Année Year	Classe class
1	D'ANSEBOURG Christophe		D'ANSEBOURG Christophe		WILLIAMS	FW07C	1981	1
2	D'ANSEBOURG Werner		D'ANSEBOURG Werner		BRABHAM	BT49D	1982	1
3	TYRRELL Ken		TYRRELL Ken		TYRRELL	11	1982	1
4	CONSTABLE Jamie		CONSTABLE Jamie		TYRRELL	11	1983	1
5	STRETTON Martin		STRETTON Martin		TYRRELL	12	1984	1
6	HALUSA Niklas		HALUSA Martin		WILLIAMS	FW08	1982	1
7	SIMMONDS Ian		SIMMONDS Ian		TYRRELL	12	1983	1
8	HIGSON Mark		HIGSON Mark		MCLAREN	MP4/1B	1982	1
9	FRANCHITTI Marino		WOLFE Andy		TYRRELL	12	1985	1
10	PADMORE Nicholas		CHROMECCARS RACING		LOTUS	88B	1981	1
11	LYONS Michael		CHROMECCARS RACING		LOTUS	92	1983	1
12	BROOKS Steven		BROOKS Steven		LOTUS	91	1982	1
14	FORT Laurent		FORT Laurent		ENSIGN	MN180B	1980	1
15	WERNER Marco		CHROMECCARS RACING		LOTUS	87B	1982	1
17	HARTLEY James Stephen		HARTLEY James Stephen		ARROWS	A6	1983	1
18	CHAHWAN Alejandro Walter		CHAHWAN Alejandro Walter		MARCH	811	1981	1
19	HALL Stuart		GOETHE Roald		MARCH	821	1982	1
22	HOPE Richard		HOPE Richard		ALFA-ROMEO	182	1982	1
25	GIRARDO Massimiliano		GIRARDO Massimiliano		MINARDI	M185	1985	1
26	AYARI Soheil		AYARI Soheil		LIGIER	JS 21	1983	1
27	TORIBA Yutaka		TORIBA Yutaka		WILLIAMS	FW07C	1981	1
28	CANTILLON Michael		CANTILLON Michael		WILLIAMS	FW07C	1982	1
29	LEONE Valerio		LEONE Valerio		ARROWS	A6	1983	1

LISTE FINALE DES AUTORISES A PRENDRE LE DEPART / FINAL LIST OF AUTHORISED DRIVERS TO RACE

Num	Pilote	Nat Pil	Concurrent	Nat.Com	Marque	Modèle	Année	Classe
Num	Pilot	Nat Pil	Competitor	Nat Com	Type	Model	Year	class
30	PINK Nicholas		PINK Nicholas		ARROWS	A5	1981	1
31	LOTTINI Piero		LOTTINI Piero		OSELLA	FA1B/81	1981	1
32	DWYER Mark		DWYER Mark		OSELLA	FA1D	1983	1
34	HAZELL Mark		HAZELL Mark		WILLIAMS	FW08C	1983	1
35	VAN EERD Frits		VAN EERD Frits		WILLIAMS	FW08C	1983	1

28 Concurrents / Competitors

Commission Sportive

JF. Calmes / C. Geffroy / D. Migeon / C. Plasseraud, 09/05/2024, 21:06:08



14ème GRAND PRIX DE MONACO HISTORIQUE 2024

SERIE G : Voitures de Grand Prix F1 3L (1981 - 1985)

SERIE G : F1 Grand Prix cars 3L (1981 - 1985)

Essais libres / Free Practice Session

CLASSEMENT FINAL DE LA SEANCE / SESSION FINAL CLASSIFICATION

Cl	Num	Pilote	Nat Pil	Concurrent	Nat.Com	Classe	Marque	Modèle	Année	Temps	Ecart	Tours	Vitesse
Rnk	Num	Pilot	Nat Pil	Competitor	Nat Com	class	Type	Model	Year	Time	Gap	Laps	Speed
1	19	HALL Stuart		GOETHE Roald		1	MARCH	821	1982	1:32.728		14	129,55
2	10	PADMORE Nicholas		CHROMECARS RACING		1	LOTUS	88B	1981	1:34.692	+1.964	10	126,86
3	28	CANTILLON Michael		CANTILLON Michael		1	WILLIAMS	FW07C	1982	1:34.857	+2.129	11	126,64
4	11	LYONS Michael		CHROMECARS RACING		1	LOTUS	92	1983	1:35.103	+2.375	11	126,31
5	4	CONSTABLE Jamie		CONSTABLE Jamie		1	TYRRELL	11	1983	1:35.258	+2.530	9	126,11
6	15	WERNER Marco		CHROMECARS RACING		1	LOTUS	87B	1982	1:36.376	+3.648	10	124,64
7	9	FRANCHITTI Marino		WOLFE Andy		1	TYRRELL	12	1985	1:36.488	+3.760	13	124,50
8	2	D'ANSEMOURG Werner		D'ANSEMOURG Werner		1	BRABHAM	BT49D	1982	1:36.585	+3.857	13	124,37
9	1	D'ANSEMOURG Christophe		D'ANSEMOURG Christophe		1	WILLIAMS	FW07C	1981	1:36.938	+4.210	13	123,92
10	5	STRETTON Martin		STRETTON Martin		1	TYRRELL	12	1984	1:38.222	+5.494	14	122,30
11	27	TORIBA Yutaka		TORIBA Yutaka		1	WILLIAMS	FW07C	1981	1:38.593	+5.865	9	121,84
12	6	HALUSA Niklas		HALUSA Martin		1	WILLIAMS	FW08	1982	1:38.728	+6.000	11	121,67
13	34	HAZELL Mark		HAZELL Mark		1	WILLIAMS	FW08C	1983	1:39.626	+6.898	9	120,58
14	26	AYARI Soheil		AYARI Soheil		1	LIGIER	JS 21	1983	1:41.118	+8.390	10	118,80
15	12	BROOKS Steven		BROOKS Steven		1	LOTUS	91	1982	1:41.708	+8.980	11	118,11
16	29	LEONE Valerio		LEONE Valerio		1	ARROWS	A6	1983	1:42.500	+9.772	12	117,20

Clé	Num	Pilote	Nat Pil	Concurrent	Nat.Com	Classe	Marque	Modèle	Année	Temps	Ecart	Tours	Vitesse
Rnk	Num	Pilot	Nat Pil	Competitor	Nat Com	class	Type	Model	Year	Time	Gap	Laps	Speed
17	3	TYRRELL Ken		TYRRELL Ken		1	TYRRELL	11	1982	1:42.989	+10.261	7	116,64
18	35	VAN EERD Frits		VAN EERD Frits		1	WILLIAMS	FW08C	1983	1:43.986	+11.258	9	115,52
19	17	HARTLEY James Stephen		HARTLEY James Stephen		1	ARROWS	A6	1983	1:44.344	+11.616	5	115,13
20	14	FORT Laurent		FORT Laurent		1	ENSIGN	MN180B	1980	1:44.736	+12.008	13	114,69
21	8	HIGSON Mark		HIGSON Mark		1	MCLAREN	MP4/1B	1982	1:47.066	+14.338	9	112,20
22	32	DWYER Mark		DWYER Mark		1	OSELLA	FA1D	1983	1:47.974	+15.246	9	111,26
23	22	HOPE Richard		HOPE Richard		1	ALFA-ROMEO	182	1982	1:53.549	+20.821	10	105,79
24	7	SIMMONDS Ian		SIMMONDS Ian		1	TYRRELL	12	1983	1:54.581	+21.853	11	104,84
25	25	GIRARDO Massimiliano		GIRARDO Massimiliano		1	MINARDI	M185	1985	1:57.732	+25.004	5	102,03

Non Qualifiés / Not Qualified - Limit = 2:00.546

26	30	PINK Nicholas		PINK Nicholas		1	ARROWS	A5	1981	2:01.807	+29.079	11	98,62
27	18	CHAHWAN Alejandro Walter		CHAHWAN Alejandro Walter		1	MARCH	811	1981	2:02.907	+30.179	7	97,74
28	31	LOTTINI Piero		LOTTINI Piero		1	OSELLA	FA1B/81	1981	3:03.309	+1:30.581	2	65,53

DECISION N1:

N°32 : Recul de 10 places sur la grille de la course / Drop of 10 grid positions for the race

Commission Sportive

JF. Calmes / C. Geffroy / D. Migeon / C. Plasseraud, 10/05/2024, 20:15:26



14ème GRAND PRIX DE MONACO HISTORIQUE 2024
SERIE G : Voitures de Grand Prix F1 3L (1981 - 1985)

SERIE G : F1 Grand Prix cars 3L (1981 - 1985)

Essais Qualificatifs / Qualifying Practice Session

CLASSEMENT FINAL DE LA SEANCE / FINAL SESSION CLASSIFICATION

Cl	Num	Pilote	Nat Pil	Concurrent	Nat.Com	Classe	Marque	Modèle	Année	Temps	Ecart	Tours	Vitesse
Rnk	Num	Pilot	Nat Pil	Competitor	Nat Com	class	Type	Model	Year	Time	Gap	Laps	Speed
1	19	HALL Stuart	GBR	GOETHE Roald	MON	1	MARCH	821	1982	1:30.762		14	132,35
2	15	WERNER Marco	GER	CHROMECARS RACING	GER	1	LOTUS	87B	1982	1:32.153	+1.391	15	130,36
3	11	LYONS Michael	GBR	CHROMECARS RACING	GER	1	LOTUS	92	1983	1:32.627	+1.865	12	129,69
4	10	PADMORE Nicholas	GBR	CHROMECARS RACING	GER	1	LOTUS	88B	1981	1:33.018	+2.256	13	129,14
5	9	FRANCHITTI Marino	GBR	WOLFE Andy	GBR	1	TYRRELL	12	1985	1:33.099	+2.337	15	129,03
6	4	CONSTABLE Jamie	GBR	CONSTABLE Jamie	GBR	1	TYRRELL	11	1983	1:33.153	+2.391	13	128,96
7	3	TYRRELL Ken	USA	TYRRELL Ken	USA	1	TYRRELL	11	1982	1:33.449	+2.687	13	128,55
8	5	STRETTON Martin	GBR	STRETTON Martin	GBR	1	TYRRELL	12	1984	1:33.774	+3.012	15	128,10
9	6	HALUSA Niklas	AUT	HALUSA Martin	AUT	1	WILLIAMS	FW08	1982	1:35.200	+4.438	15	126,18
10	1	D'ANSEMOURG Christophe	BEL	D'ANSEMOURG Christophe	BEL	1	WILLIAMS	FW07C	1981	1:35.350	+4.588	14	125,99
11	34	HAZELL Mark	GBR	HAZELL Mark	GBR	1	WILLIAMS	FW08C	1983	1:35.544	+4.782	14	125,73
12	27	TORIBA Yutaka	JPN	TORIBA Yutaka	JPN	1	WILLIAMS	FW07C	1981	1:36.784	+6.022	14	124,12
13	29	LEONE Valerio	MON	LEONE Valerio	MON	1	ARROWS	A6	1983	1:36.797	+6.035	14	124,10
14	12	BROOKS Steven	GBR	BROOKS Steven	GBR	1	LOTUS	91	1982	1:37.148	+6.386	14	123,65
15	14	FORT Laurent	FRA	FORT Laurent	FRA	1	ENSIGN	MN180B	1980	1:37.630	+6.868	14	123,04
16	35	VAN EERD Frits	NED	VAN EERD Frits	NED	1	WILLIAMS	FW08C	1983	1:38.466	+7.704	14	122,00

CLASSEMENT FINAL DE LA SEANCE / FINAL SESSION CLASSIFICATION

Clé	Num	Pilote	Nat Pil	Concurrent	Nat.Com	Classe	Marque	Modèle	Année	Temps	Ecart	Tours	Vitesse
Rnk	Num	Pilot	Nat Pil	Competitor	Nat Com	class	Type	Model	Year	Time	Gap	Laps	Speed
17	2	D'ANSEMBOURG Werner	BEL	D'ANSEMBOURG Werner	BEL	1	BRABHAM	BT49D	1982	1:38.910	+8.148	3	121,45
18	28	CANTILLON Michael	GBR	CANTILLON Michael	GBR	1	WILLIAMS	FW07C	1982	1:40.646	+9.884	5	119,36
19	17	HARTLEY James Stephen	GBR	HARTLEY James Stephen	GBR	1	ARROWS	A6	1983	1:41.210	+10.448	14	118,69
20	25	GIRARDO Massimiliano	GBR	GIRARDO Massimiliano	GBR	1	MINARDI	M185	1985	1:41.321	+10.559	14	118,56
21	8	HIGSON Mark	GBR	HIGSON Mark	GBR	1	MCLAREN	MP4/1B	1982	1:42.264	+11.502	11	117,47
22	7	SIMMONDS Ian	GBR	SIMMONDS Ian	GBR	1	TYRRELL	12	1983	1:48.990	+18.228	14	110,22
23	30	PINK Nicholas	GBR	PINK Nicholas	GBR	1	ARROWS	A5	1981	1:51.643	+20.881	13	107,60
24	31	LOTTINI Piero	ITA	LOTTINI Piero	ITA	1	OSELLA	FA1B/81	1981	1:57.850	+27.088	12	101,93

Non Qualifiés / Not Qualified - Limit = 1:57.990

25	26	AYARI Soheil	FRA	AYARI Soheil	FRA	1	LIGIER	JS 21	1983	2:09.253	+38.491	4	92,94
26	22	HOPE Richard	GBR	HOPE Richard	GBR	1	ALFA-ROMEO	182	1982	2:16.257	+45.495	2	88,16

Non-Partants / DNSs

18	CHAHWAN Alejandro Walter	ARG	CHAHWAN Alejandro Walter	ARG	1	MARCH	811	1981
----	--------------------------	-----	--------------------------	-----	---	-------	-----	------

Decision 2 :

N14 . franchissement de la ligne jaune en sortie de Pit / Crossed yellow line at the pit exit

Cancellation of the best lap time / Annulation du meilleur temps.

N12 :Track limit (chicane) / Franchissement limite de piste (chicane) cancelled time / Temps annulé 1:52:322 Lap/ Tour 9

N12 :Track limit (chicane) / Franchissement limite de piste (chicane) cancelled time / Temps annulé 1:47:983 Lap/ Tour 10

N27: Track limit (chicane) / Franchissement limite de piste (chicane) cancelled time / Temps annulé 1.55:348 Lap/ Tour 2

N34: Track limit (chicane) / Franchissement limite de piste (chicane) cancelled time / Temps annulé 1:34:021 Lap/ Tour 13

N25. Track limit (Ste Devote) / Franchissement limite de piste (Ste Devote) cancelled time / Temps annulé 1:46:200 Lap/ Tour 14

14ème GRAND PRIX DE MONACO HISTORIQUE 2024
SERIE G : Voitures de Grand Prix F1 3L (1981 - 1985)
SERIE G : F1 Grand Prix cars 3L (1981 - 1985)
Essais Qualificatifs / Qualifying Practice Session
CLASSEMENT FINAL DE LA SEANCE / FINAL SESSION CLASSIFICATION



N30. Track limit (Ste Devote) / Franchissement limite de piste (Ste Devote) cancelled time / Temps annulé 1:56:236 Lap/ Tour 9

N3 : Track limit (Ste Devote) / Franchissement limite de piste (Ste Devote) cancelled time / Temps annulé 1:39:166 Lap/ Tour 4

Commission Sportive

JF. Calmes / C. Geffroy / D. Migeon / C. Plasseraud, 11/05/2024, 18:56:36



14ème GRAND PRIX DE MONACO HISTORIQUE 2024
 SERIE G : Voitures de Grand Prix F1 3L (1981 - 1985)
 SERIE G : F1 Grand Prix cars 3L (1981 - 1985)
 Essais Qualificatifs / Qualifying Practice Session
 Historique / Records

Num	Nom pilote	Heure	Secteur 1	Secteur 2	Secteur 3	Tour	Temps
Num		Hour	Sector 1	Sector 2	Sector 3	Lap	Time

Num	Nom pilote	Heure	Secteur 1	Secteur 2	Secteur 3	Tour	Temps
Num		Hour	Sector 1	Sector 2	Sector 3	Lap	Time

1 D'ANSEBOURG Christophe

START							
1	D'ANSEBOURG	1:06.431				1	
1	D'ANSEBOURG	3:19.954	40.945	1:05.295	27.283	2	2:13.523
1	D'ANSEBOURG	5:00.337	26.906	51.100	22.377	3	1:40.383
1	D'ANSEBOURG	6:40.751	25.616	50.947	23.851	4	1:40.414
		8:09.106					FCY FLAG
1	D'ANSEBOURG	8:24.393	25.256	50.860	27.526	5	1:43.642
		9:06.161					START
1	D'ANSEBOURG	10:15.319	32.675	56.318	21.933	6	1:50.926
		11:22.687					FCY FLAG
1	D'ANSEBOURG	12:09.951	28.224	56.167	30.241	7	1:54.632
		14:51.493					START
1	D'ANSEBOURG	14:55.982	40.144	1:23.174	42.713	8	2:46.031
1	D'ANSEBOURG	16:49.479	30.416	56.419	26.662	9	1:53.497
1	D'ANSEBOURG	18:52.705	28.912	1:05.823	28.491	10	2:03.226
1	D'ANSEBOURG	20:29.815	25.302	50.233	21.575	11	1:37.110
1	D'ANSEBOURG	22:11.207	26.596	52.724	22.072	12	1:41.392
1	D'ANSEBOURG	23:46.557	24.793	48.944	21.613	13	1:35.350
		25:00.652					FINISH
1	D'ANSEBOURG	25:39.042	30.629	56.792	25.064	14	1:52.485

2 D'ANSEBOURG Werner

START							
2	D'ANSEBOURG	1:24.274				1	
2	D'ANSEBOURG	3:23.188	32.378	58.661	27.875	2	1:58.914
2	D'ANSEBOURG	5:02.098	26.811	49.854	22.245	3	1:38.910
2	D'ANSEBOURG	[IN] 6:47.796	24.872	54.723	26.103	3	
		8:09.106					FCY FLAG
		9:06.161					START
		11:22.687					FCY FLAG
		14:51.493					START
		25:00.652					FINISH

3 TYRRELL Ken

START							
3	TYRRELL	1:51.211				1	
3	TYRRELL	3:43.063		23.152		2	1:51.852
3	TYRRELL	6:16.711		22.272		3	2:33.648
3	TYRRELL	7:55.877		24.894		4	1:39.166
		8:09.106					FCY FLAG
		9:06.161					START

Num Num	Nom pilote	Heure Hour	Secteur 1 Sector 1	Secteur 2 Sector 2	Secteur 3 Sector 3	Tour Lap	Temps Time
3	TYRRELL	10:01.962			25.079	5	2:06.085
		11:22.687					FCY FLAG
3	TYRRELL	11:49.904			35.411	6	1:47.942
3	TYRRELL	14:48.505			47.841	7	2:58.601
		14:51.493					START
3	TYRRELL	16:45.378			25.263	8	1:56.873
3	TYRRELL	19:02.970			33.789	9	2:17.592
3	TYRRELL	20:58.428			24.324	10	1:55.458
3	TYRRELL	22:33.782			21.943	11	1:35.354
3	TYRRELL	24:08.575			21.966	12	1:34.793
		25:00.652					FINISH
3	TYRRELL	25:42.024			21.358	13	1:33.449

4 CONSTABLE Jamie

							START
4	CONSTABLE	2:51.613				1	
4	CONSTABLE	4:54.222	36.826	59.050	26.733	2	2:02.609
4	CONSTABLE	6:50.796	30.796	1:00.319	25.459	3	1:56.574
		8:09.106					FCY FLAG
4	CONSTABLE	8:49.552	24.894	57.517	36.345	4	1:58.756
		9:06.161					START
4	CONSTABLE	10:48.052	36.993	56.514	24.993	5	1:58.500
		11:22.687					FCY FLAG

Num Num	Nom pilote	Heure Hour	Secteur 1 Sector 1	Secteur 2 Sector 2	Secteur 3 Sector 3	Tour Lap	Temps Time
4	CONSTABLE	13:16.858	24.744	1:25.796	38.266	6	2:28.806
		14:51.493					START
4	CONSTABLE	15:23.089	36.997	1:06.072	23.162	7	2:06.231
4	CONSTABLE	17:08.897	24.580	55.507	25.721	8	1:45.808
4	CONSTABLE	18:51.309	25.336	51.095	25.981	9	1:42.412
4	CONSTABLE	20:28.079	24.991	49.114	22.665	10	1:36.770
4	CONSTABLE	22:01.232	24.289	47.441	21.423	11	1:33.153
4	CONSTABLE	23:37.993	25.638	48.833	22.290	12	1:36.761
		25:00.652					FINISH
4	CONSTABLE	25:16.485	24.385	48.275	25.832	13	1:38.492

5 STRETTON Martin

							START
5	STRETTON	9.229				1	
5	STRETTON	2:16.072	42.437	58.015	26.391	2	2:06.843
5	STRETTON	4:07.396	29.608	56.933	24.783	3	1:51.324
5	STRETTON	5:51.921	26.234	52.698	25.593	4	1:44.525
5	STRETTON	7:32.467	24.887	51.813	23.846	5	1:40.546
		8:09.106					FCY FLAG
		9:06.161					START
5	STRETTON	9:29.555	24.521	1:08.394	24.173	6	1:57.088
5	STRETTON	11:04.593	24.735	47.873	22.430	7	1:35.038
		11:22.687					FCY FLAG

Num	Nom pilote	Heure	Secteur 1	Secteur 2	Secteur 3	Tour	Temps
Num		Hour	Sector 1	Sector 2	Sector 3	Lap	Time
5	STRETTON	[IN] 13:07.204	27.144	1:10.002	25.465	7	
5	STRETTON	14:36.172				8	
		14:51.493					START
5	STRETTON	16:34.413	35.802	58.970	23.469	9	1:58.241
5	STRETTON	18:17.688	31.488	50.206	21.581	10	1:43.275
5	STRETTON	19:52.282	24.637	48.640	21.317	11	1:34.594
5	STRETTON	21:26.114	24.794	47.525	21.513	12	1:33.832
5	STRETTON	23:09.151	26.544	51.566	24.927	13	1:43.037
5	STRETTON	24:42.925	24.491	47.826	21.457	14	1:33.774
		25:00.652					FINISH
5	STRETTON	26:18.296	24.557	48.248	22.566	15	1:35.371

Num	Nom pilote	Heure	Secteur 1	Secteur 2	Secteur 3	Tour	Temps
Num		Hour	Sector 1	Sector 2	Sector 3	Lap	Time
		11:22.687					FCY FLAG
6	HALUSA	13:28.627	27.013	1:12.042	43.591	8	2:22.646
		14:51.493					START
6	HALUSA	15:46.216	48.842	1:06.102	22.645	9	2:17.589
6	HALUSA	17:23.838	26.311	48.759	22.552	10	1:37.622
6	HALUSA	18:59.497	25.947	48.056	21.656	11	1:35.659
6	HALUSA	20:34.697	25.308	48.238	21.654	12	1:35.200
6	HALUSA	22:12.967	26.736	49.039	22.495	13	1:38.270
6	HALUSA	23:48.671	25.484	48.594	21.626	14	1:35.704
		25:00.652					FINISH
6	HALUSA	25:28.751	25.191	48.038	26.851	15	1:40.080

6 HALUSA Niklas

START							
6	HALUSA	21.588				1	
6	HALUSA	2:17.244	33.128	56.419	26.109	2	1:55.656
6	HALUSA	4:08.524	28.762	57.147	25.371	3	1:51.280
6	HALUSA	5:52.806	26.370	52.148	25.764	4	1:44.282
6	HALUSA	7:33.114	25.065	51.763	23.480	5	1:40.308
		8:09.106					FCY FLAG
		9:06.161					START
6	HALUSA	9:30.270	25.160	1:08.152	23.844	6	1:57.156
6	HALUSA	11:05.981	25.018	48.296	22.397	7	1:35.711

7 SIMMONDS Ian

START							
7	SIMMONDS	28.185				1	
7	SIMMONDS	2:36.061	39.392	1:01.436	27.048	2	2:07.876
7	SIMMONDS	4:28.640	30.234	57.285	25.060	3	1:52.579
7	SIMMONDS	6:23.985	29.541	58.223	27.581	4	1:55.345
		8:09.106					FCY FLAG
7	SIMMONDS	8:16.644	29.401	57.358	25.900	5	1:52.659
		9:06.161					START
7	SIMMONDS	10:24.289	34.828	1:04.317	28.500	6	2:07.645
		11:22.687					FCY FLAG

Num	Nom pilote	Heure	Secteur 1	Secteur 2	Secteur 3	Tour	Temps
Num		Hour	Sector 1	Sector 2	Sector 3	Lap	Time
7	SIMMONDS	12:25.254	29.185	1:00.921	30.859	7	2:00.965
		14:51.493					START
7	SIMMONDS	15:02.457	36.411	1:19.576	41.216	8	2:37.203
7	SIMMONDS	16:58.762	31.155	58.834	26.316	9	1:56.305
7	SIMMONDS	18:57.634	29.795	1:01.112	27.965	10	1:58.872
7	SIMMONDS	20:50.059	29.604	58.079	24.742	11	1:52.425
7	SIMMONDS	22:40.498	28.462	57.244	24.733	12	1:50.439
7	SIMMONDS	24:30.206	28.190	56.577	24.941	13	1:49.708
		25:00.652					FINISH
7	SIMMONDS	26:19.196	28.329	55.717	24.944	14	1:48.990

8 HIGSON Mark

							START
8	HIGSON	1:10.373				1	
8	HIGSON	3:22.748	39.976	1:04.303	28.096	2	2:12.375
8	HIGSON	5:06.825	27.341	53.387	23.349	3	1:44.077
8	HIGSON	[IN] 7:23.393	27.112	1:31.110	18.346	3	
		8:09.106					FCY FLAG
		9:06.161					START
8	HIGSON	10:07.867				4	
		11:22.687					FCY FLAG
8	HIGSON	12:19.125	38.402	59.949	32.907	5	2:11.258
		14:51.493					START

Num	Nom pilote	Heure	Secteur 1	Secteur 2	Secteur 3	Tour	Temps
Num		Hour	Sector 1	Sector 2	Sector 3	Lap	Time
8	HIGSON	15:01.407	40.167	1:19.209	42.906	6	2:42.282
8	HIGSON	16:52.500	30.467	55.072	25.554	7	1:51.093
8	HIGSON	18:46.553	30.470	57.872	25.711	8	1:54.053
8	HIGSON	20:34.198	30.104	54.451	23.090	9	1:47.645
8	HIGSON	22:19.079	27.313	53.506	24.062	10	1:44.881
8	HIGSON	24:01.343	26.967	52.484	22.813	11	1:42.264
		25:00.652					FINISH
8	HIGSON	[IN] 25:55.183	32.332	1:03.054	18.454	11	

9 FRANCHITTI Marino

							START
9	FRANCHITTI	22.746				1	
9	FRANCHITTI	2:19.816	33.760	56.670	26.640	2	1:57.070
9	FRANCHITTI	4:11.184	27.006	58.787	25.575	3	1:51.368
9	FRANCHITTI	5:56.695	26.410	52.148	26.953	4	1:45.511
9	FRANCHITTI	7:38.476	24.380	52.026	25.375	5	1:41.781
		8:09.106					FCY FLAG
		9:06.161					START
9	FRANCHITTI	9:33.340	24.287	1:06.141	24.436	6	1:54.864
9	FRANCHITTI	11:08.198	24.400	47.407	23.051	7	1:34.858
		11:22.687					FCY FLAG
9	FRANCHITTI	13:32.163	28.016	1:13.406	42.543	8	2:23.965
		14:51.493					START

Num	Nom pilote	Heure	Secteur 1	Secteur 2	Secteur 3	Tour	Temps
Num		Hour	Sector 1	Sector 2	Sector 3	Lap	Time
9	FRANCHITTI	15:51.029	47.337	1:06.893	24.636	9	2:18.866
9	FRANCHITTI	17:26.280	25.974	47.463	21.814	10	1:35.251
9	FRANCHITTI	19:05.795	26.715	51.144	21.656	11	1:39.515
9	FRANCHITTI	20:38.894	23.912	48.307	20.880	12	1:33.099
9	FRANCHITTI	22:17.472	24.111	48.095	26.372	13	1:38.578
9	FRANCHITTI	23:50.844	23.823	47.961	21.588	14	1:33.372
		25:00.652					FINISH
9	FRANCHITTI	25:27.722	24.489	47.281	25.108	15	1:36.878

Num	Nom pilote	Heure	Secteur 1	Secteur 2	Secteur 3	Tour	Temps
Num		Hour	Sector 1	Sector 2	Sector 3	Lap	Time
10	PADMORE	18:26.821	29.974	52.525	23.953	9	1:46.452
10	PADMORE	19:59.839	24.179	47.832	21.007	10	1:33.018
10	PADMORE	21:44.456	24.147	56.826	23.644	11	1:44.617
10	PADMORE	23:18.510	24.104	48.298	21.652	12	1:34.054
		25:00.652					FINISH
10	PADMORE	25:06.375	27.414	57.959	22.492	13	1:47.865

10 PADMORE Nicholas

START							
10	PADMORE	2:11.843				1	
10	PADMORE	4:16.618	32.573	1:03.944	28.258	2	2:04.775
10	PADMORE	6:07.634	25.472	59.238	26.306	3	1:51.016
10	PADMORE	7:53.033	24.437	56.599	24.363	4	1:45.399
		8:09.106					FCY FLAG
		9:06.161					START
10	PADMORE	9:53.429	29.584	1:09.182	21.630	5	2:00.396
		11:22.687					FCY FLAG
10	PADMORE	11:35.973	23.790	46.628	32.126	6	1:42.544
10	PADMORE	14:40.695	40.823	1:29.770	54.129	7	3:04.722
		14:51.493					START
10	PADMORE	16:40.369	37.122	57.059	25.493	8	1:59.674

11 LYONS Michael

START							
11	LYONS	2:13.108				1	
11	LYONS	4:10.986	33.395	58.178	26.305	2	1:57.878
11	LYONS	5:56.138	26.244	51.607	27.301	3	1:45.152
11	LYONS	[IN] 7:30.253	24.255	51.367	18.493	3	
		8:09.106					FCY FLAG
11	LYONS	8:23.537				4	
		9:06.161					START
11	LYONS	10:16.695	36.076	54.939	22.143	5	1:53.158
		11:22.687					FCY FLAG
11	LYONS	12:08.855	26.978	54.840	30.342	6	1:52.160
		14:51.493					START
11	LYONS	14:54.745	39.528	1:23.317	43.045	7	2:45.890
11	LYONS	16:43.116	27.815	53.564	26.992	8	1:48.371
11	LYONS	18:25.471	27.618	49.208	25.529	9	1:42.355

Num	Nom pilote	Heure	Secteur 1	Secteur 2	Secteur 3	Tour	Temps
Num		Hour	Sector 1	Sector 2	Sector 3	Lap	Time
11	LYONS	19:58.200	24.438	46.797	21.494	10	1:32.729
11	LYONS	21:30.827	24.438	46.965	21.224	11	1:32.627
11	LYONS	23:22.317	27.122	57.972	26.396	12	1:51.490
11	LYONS	[IN] 24:57.115	24.464	54.683	15.651	12	
		25:00.652					FINISH

Num	Nom pilote	Heure	Secteur 1	Secteur 2	Secteur 3	Tour	Temps
Num		Hour	Sector 1	Sector 2	Sector 3	Lap	Time
12	BROOKS	21:50.802	25.301	50.540	22.286	12	1:38.127
12	BROOKS	23:27.950	25.083	49.472	22.593	13	1:37.148
		25:00.652					FINISH
12	BROOKS	25:16.451	27.995	52.149	28.357	14	1:48.501

12 BROOKS Steven

							START
12	BROOKS	30.337				1	
12	BROOKS	2:45.965	40.473	1:09.304	25.851	2	2:15.628
12	BROOKS	4:38.097	28.689	58.506	24.937	3	1:52.132
12	BROOKS	6:20.649	26.666	52.115	23.771	4	1:42.552
12	BROOKS	7:59.992	25.476	50.566	23.301	5	1:39.343
		8:09.106					FCY FLAG
		9:06.161					START
12	BROOKS	10:03.321	37.640	1:02.575	23.114	6	2:03.329
		11:22.687					FCY FLAG
12	BROOKS	11:59.337	25.258	50.684	40.074	7	1:56.016
		14:51.493					START
12	BROOKS	14:54.256	46.391	1:23.427	45.101	8	2:54.919
12	BROOKS	16:46.578	30.734	55.843	25.748	9	4:52.322
12	BROOKS	18:34.561	28.555	53.809	25.649	10	4:47.983
12	BROOKS	20:12.675	25.281	50.385	22.448	11	1:38.114

14 FORT Laurent

							START
14	FORT	56.177				1	
14	FORT	3:09.827			27.042	2	2:13.650
14	FORT	4:57.059			22.790	3	1:47.232
14	FORT	6:38.332			22.834	4	1:41.273
		8:09.106					FCY FLAG
14	FORT	8:23.040			26.741	5	1:44.708
		9:06.161					START
14	FORT	10:14.839			22.602	6	1:51.799
		11:22.687					FCY FLAG
14	FORT	12:07.885			30.606	7	1:53.046
		14:51.493					START
14	FORT	14:55.264			44.240	8	2:47.379
14	FORT	16:48.057			26.091	9	1:52.793
14	FORT	18:30.212			22.490	10	1:42.155
14	FORT	20:09.684			22.914	11	1:39.472
14	FORT	21:47.314			22.070	12	1:37.630

Num	Nom pilote	Heure	Secteur 1	Secteur 2	Secteur 3	Tour	Temps
Num		Hour	Sector 1	Sector 2	Sector 3	Lap	Time
14	FORT	23:24.596			22.283	13	1:37.282
		25:00.652					FINISH
14	FORT	25:08.066			23.646	14	1:43.470

Num	Nom pilote	Heure	Secteur 1	Secteur 2	Secteur 3	Tour	Temps
Num		Hour	Sector 1	Sector 2	Sector 3	Lap	Time
15	WERNER	24:57.020	24.161	53.425	24.082	14	1:41.668
		25:00.652					FINISH
15	WERNER	26:29.173	23.988	47.027	21.138	15	1:32.153

15 WERNER Marco

START							
15	WERNER	25.204				1	
15	WERNER	2:20.440	34.226	55.098	25.912	2	1:55.236
15	WERNER	4:12.732	26.772	59.485	26.035	3	1:52.292
15	WERNER	5:58.221	27.061	51.069	27.359	4	1:45.489
15	WERNER	7:43.345	24.387	51.726	29.011	5	1:45.124
		8:09.106					FCY FLAG
		9:06.161					START
15	WERNER	9:44.186	24.118	1:13.752	22.971	6	2:00.841
		11:22.687					FCY FLAG
15	WERNER	11:23.487	24.326	46.870	28.105	7	1:39.301
15	WERNER	14:39.452	51.008	1:29.425	55.532	8	3:15.965
		14:51.493					START
15	WERNER	16:37.159	36.676	56.290	24.741	9	1:57.707
15	WERNER	18:21.624	30.497	51.620	22.348	10	1:44.465
15	WERNER	19:54.094	24.247	47.060	21.163	11	1:32.470
15	WERNER	21:26.344	24.237	46.918	21.095	12	1:32.250
15	WERNER	23:15.352	27.041	56.190	25.777	13	1:49.008

17 HARTLEY James Stephen

START							
17	HARTLEY	48.439				1	
17	HARTLEY	2:50.883			24.921	2	2:02.444
17	HARTLEY	4:40.745			23.642	3	1:49.862
17	HARTLEY	6:23.531			23.776	4	1:42.786
17	HARTLEY	8:05.053			23.078	5	1:41.522
		8:09.106					FCY FLAG
		9:06.161					START
17	HARTLEY	10:14.381			23.177	6	2:09.328
		11:22.687					FCY FLAG
17	HARTLEY	12:09.481			30.270	7	1:55.100
		14:51.493					START
17	HARTLEY	14:56.770			44.343	8	2:47.289
17	HARTLEY	16:51.117			27.895	9	1:54.347
17	HARTLEY	18:37.502			23.376	10	1:46.385
17	HARTLEY	20:18.719			22.581	11	1:41.217
17	HARTLEY	21:59.929			23.296	12	1:41.210
17	HARTLEY	23:41.487			23.458	13	1:41.558

Num	Nom pilote	Heure	Secteur 1	Secteur 2	Secteur 3	Tour	Temps
Num		Hour	Sector 1	Sector 2	Sector 3	Lap	Time
		25:00.652					FINISH
17	HARTLEY	25:26.655			26.195	14	1:45.168

Num	Nom pilote	Heure	Secteur 1	Secteur 2	Secteur 3	Tour	Temps
Num		Hour	Sector 1	Sector 2	Sector 3	Lap	Time
		25:00.652					FINISH
19	HALL	[IN] 27:46.394	43.698	1:21.912	24.842	14	

19 HALL Stuart

							START
19	HALL	16.484				1	
19	HALL	2:15.115				2	1:58.631
19	HALL	4:05.736				3	1:50.621
19	HALL	5:50.035				4	1:44.299
19	HALL	7:29.110				5	1:39.075
		8:09.106					FCY FLAG
		9:06.161					START
19	HALL	9:27.289				6	1:58.179
19	HALL	10:58.051				7	1:30.762
		11:22.687					FCY FLAG
19	HALL	13:19.838	1:13.973	39.597		8	2:21.787
		14:51.493					START
19	HALL	15:26.045				9	2:06.207
19	HALL	17:06.931				10	1:40.886
19	HALL	18:46.862				11	1:39.931
19	HALL	20:26.706				12	1:39.844
19	HALL	21:58.860				13	1:32.154
19	HALL	23:37.040				14	1:38.180

22 HOPE Richard

							START
22	HOPE	1:13.142				1	
22	HOPE	3:29.399	39.140	1:07.150	29.967	2	2:16.257
22	HOPE	[IN] 5:27.887	35.025	1:05.091	18.372	2	
		8:09.106					FCY FLAG
		9:06.161					START
		11:22.687					FCY FLAG
		14:51.493					START
		25:00.652					FINISH

25 GIRARDO Massimiliano

							START
25	GIRARDO	54.250				1	
25	GIRARDO	2:53.896	36.134	59.457	24.055	2	1:59.646
25	GIRARDO	4:46.544	28.824	58.387	25.437	3	1:52.648
25	GIRARDO	6:30.602	27.819	53.519	22.720	4	1:44.058
		8:09.106					FCY FLAG

Num Num	Nom pilote	Heure Hour	Secteur 1 Sector 1	Secteur 2 Sector 2	Secteur 3 Sector 3	Tour Lap	Temps Time
25	GIRARDO	8:20.877	27.740	55.043	27.492	5	1:50.275
		9:06.161					START
25	GIRARDO	10:23.748	32.263	1:03.861	26.747	6	2:02.871
		11:22.687					FCY FLAG
25	GIRARDO	12:20.079	27.399	57.582	31.350	7	1:56.331
		14:51.493					START
25	GIRARDO	15:02.088	40.461	1:19.030	42.518	8	2:42.009
25	GIRARDO	16:56.860	32.424	58.512	23.836	9	1:54.772
25	GIRARDO	18:45.107	29.019	55.439	23.789	10	1:48.247
25	GIRARDO	20:29.370	27.050	54.427	22.786	11	1:44.263
25	GIRARDO	22:12.385	26.797	53.915	22.303	12	1:43.015
25	GIRARDO	23:53.706	25.945	52.988	22.388	13	1:41.321
		25:00.652					FINISH
25	GIRARDO	25:39.906	29.742	52.458	24.030	14	4:46.200

26 AYARI Soheil

							START
26	AYARI	17.258				1	
26	AYARI	[IN] 2:09.915	35.058	1:00.312	17.287	1	
26	AYARI	6:41.161				2	
		8:09.106					FCY FLAG
26	AYARI	[IN] 8:35.980	33.918	1:02.268	18.633	2	
		9:06.161					START

Num Num	Nom pilote	Heure Hour	Secteur 1 Sector 1	Secteur 2 Sector 2	Secteur 3 Sector 3	Tour Lap	Temps Time
		11:22.687					FCY FLAG
26	AYARI	13:19.597				3	
		14:51.493					START
26	AYARI	15:28.850	38.664	1:04.389	26.200	4	2:09.253
		25:00.652					FINISH

27 TORIBA Yutaka

							START
27	TORIBA	26.358				1	
27	TORIBA	2:21.706	34.088	55.036	26.224	2	1:55.348
27	TORIBA	4:15.110	26.701	58.928	27.775	3	1:53.404
27	TORIBA	6:03.175	26.545	50.032	31.488	4	1:48.065
27	TORIBA	7:55.370	25.614	59.689	26.892	5	1:52.195
		8:09.106					FCY FLAG
		9:06.161					START
27	TORIBA	9:54.846	31.536	1:06.208	21.732	6	1:59.476
		11:22.687					FCY FLAG
27	TORIBA	11:48.375	25.202	48.645	39.682	7	1:53.529
27	TORIBA	14:42.337	39.712	1:28.691	45.559	8	2:53.962
		14:51.493					START
27	TORIBA	16:48.597	36.133	1:00.142	29.985	9	2:06.260
27	TORIBA	18:36.153	31.291	52.214	24.051	10	1:47.556
27	TORIBA	20:12.937	25.129	49.831	21.824	11	1:36.784

Num	Nom pilote	Heure	Secteur 1	Secteur 2	Secteur 3	Tour	Temps
Num		Hour	Sector 1	Sector 2	Sector 3	Lap	Time
27	TORIBA	21:51.074	25.345	50.579	22.213	12	1:38.137
27	TORIBA	23:30.914	28.668	49.418	21.754	13	1:39.840
		25:00.652					FINISH
27	TORIBA	25:14.132	25.401	51.390	26.427	14	1:43.218

28 CANTILLON Michael

							START
28	CANTILLON	2:10.883				1	
28	CANTILLON	4:06.689	33.940	57.333	24.533	2	1:55.806
28	CANTILLON	5:51.092	26.415	52.305	25.683	3	1:44.403
28	CANTILLON	7:31.738	25.112	51.046	24.488	4	1:40.646
		8:09.106					FCY FLAG
		9:06.161					START
28	CANTILLON	9:28.624	24.354	1:08.161	24.371	5	1:56.886
		11:22.687					FCY FLAG
		14:51.493					START
		25:00.652					FINISH
28	CANTILLON	[IN] 35:27.528	24.388	47.463	24:47.053	5	

29 LEONE Valerio

							START
29	LEONE	33.180				1	

Num	Nom pilote	Heure	Secteur 1	Secteur 2	Secteur 3	Tour	Temps
Num		Hour	Sector 1	Sector 2	Sector 3	Lap	Time
29	LEONE	33.180				1	
29	LEONE	2:48.458			26.804	2	2:15.278
29	LEONE	4:42.019			25.298	3	1:53.561
29	LEONE	6:24.298			22.432	4	1:42.279
29	LEONE	8:08.140			24.260	5	1:43.842
		8:09.106					FCY FLAG
		9:06.161					START
29	LEONE	10:11.605			23.533	6	2:03.465
		11:22.687					FCY FLAG
29	LEONE	12:06.813			33.825	7	1:55.208
		14:51.493					START
29	LEONE	14:54.644			44.463	8	2:47.831
29	LEONE	16:47.198			25.684	9	1:52.554
29	LEONE	18:35.008			23.650	10	1:47.810
29	LEONE	20:17.358			23.154	11	1:42.350
29	LEONE	21:54.155			21.871	12	1:36.797
29	LEONE	23:43.639			27.890	13	1:49.484
		25:00.652					FINISH
29	LEONE	25:25.387			26.417	14	1:41.748

30 PINK Nicholas

							START
30	PINK	36.879				1	

Num	Nom pilote	Heure	Secteur 1	Secteur 2	Secteur 3	Tour	Temps
Num		Hour	Sector 1	Sector 2	Sector 3	Lap	Time
30	PINK	2:49.624	40.048	1:05.570	27.127	2	2:12.745
30	PINK	4:46.688	31.155	59.904	26.005	3	1:57.064
30	PINK	6:43.187	30.551	59.288	26.660	4	1:56.499
		8:09.106					FCY FLAG
30	PINK	8:50.264	31.054	1:02.436	33.587	5	2:07.077
		9:06.161					START
30	PINK	10:55.273	39.430	59.562	26.017	6	2:05.009
		11:22.687					FCY FLAG
30	PINK	13:18.793	30.527	1:13.731	39.262	7	2:23.520
		14:51.493					START
30	PINK	15:30.818	37.859	1:05.850	28.316	8	2:12.025
30	PINK	17:27.056	31.144	58.892	26.202	9	1:56.238
30	PINK	19:24.509	30.153	59.440	27.860	10	1:57.453
30	PINK	21:16.966	29.621	57.374	25.462	11	1:52.457
30	PINK	23:09.988	29.319	57.578	26.125	12	1:53.022
		25:00.652					FINISH
30	PINK	25:01.631	29.402	57.071	25.170	13	1:51.643

31 LOTTINI Piero

							START
31	LOTTINI	1:04.594				1	
31	LOTTINI	3:30.159	42.748	1:10.616	32.201	2	2:25.565
31	LOTTINI	5:41.050	37.137	1:05.701	28.053	3	2:10.891

Num	Nom pilote	Heure	Secteur 1	Secteur 2	Secteur 3	Tour	Temps
Num		Hour	Sector 1	Sector 2	Sector 3	Lap	Time
31	LOTTINI	8:00.205	35.767	1:11.129	32.259	4	2:19.155
		8:09.106					FCY FLAG
		9:06.161					START
31	LOTTINI	10:25.090	40.143	1:14.849	29.893	5	2:24.885
		11:22.687					FCY FLAG
31	LOTTINI	12:47.820	35.392	1:09.294	38.044	6	2:22.730
		14:51.493					START
31	LOTTINI	15:11.663	38.120	1:12.250	33.473	7	2:23.843
31	LOTTINI	17:19.712	34.212	1:06.666	27.171	8	2:08.049
31	LOTTINI	19:26.787	35.588	1:04.341	27.146	9	2:07.075
31	LOTTINI	21:24.637	32.344	59.861	25.645	10	1:57.850
31	LOTTINI	23:24.345	33.386	1:00.291	26.031	11	1:59.708
		25:00.652					FINISH
31	LOTTINI	25:28.013	33.676	1:00.690	29.302	12	2:03.668

34 HAZELL Mark

							START
34	HAZELL	58.473				1	
34	HAZELL	2:58.633	36.402	59.505	24.253	2	2:00.160
34	HAZELL	4:49.664	28.534	58.036	24.461	3	1:51.031
34	HAZELL	6:35.420	27.826	53.954	23.976	4	1:45.756
		8:09.106					FCY FLAG
34	HAZELL	8:19.887	25.525	53.102	25.840	5	1:44.467

Num Num	Nom pilote	Heure Hour	Secteur 1 Sector 1	Secteur 2 Sector 2	Secteur 3 Sector 3	Tour Lap	Temps Time
		9:06.161					START
34	HAZELL	10:27.922	32.453	1:09.052	26.530	6	2:08.035
		11:22.687					FCY FLAG
34	HAZELL	[IN] 12:17.046	32.473	58.108	18.543	6	
34	HAZELL	14:10.800				7	
		14:51.493					START
34	HAZELL	16:02.456	36.626	52.515	22.515	8	1:51.656
34	HAZELL	17:39.700	25.840	49.611	21.793	9	1:37.244
34	HAZELL	19:24.164	25.399	51.891	27.174	10	1:44.464
34	HAZELL	21:00.117	25.516	48.576	21.861	11	1:35.953
34	HAZELL	22:36.231	24.744	49.859	21.511	12	1:36.114
34	HAZELL	24:10.252	24.667	47.594	24.760	13	1:34.024
		25:00.652					FINISH
34	HAZELL	25:45.796	24.614	48.456	22.474	14	1:35.544

Num Num	Nom pilote	Heure Hour	Secteur 1 Sector 1	Secteur 2 Sector 2	Secteur 3 Sector 3	Tour Lap	Temps Time
		9:06.161					START
35	VAN EERD	10:03.649	38.184	1:01.465	23.025	6	2:02.674
		11:22.687					FCY FLAG
35	VAN EERD	11:54.038	26.170	50.260	33.959	7	1:50.389
35	VAN EERD	14:49.859	42.235	1:26.476	47.110	8	2:55.821
		14:51.493					START
35	VAN EERD	16:44.405	32.374	54.269	27.903	9	1:54.546
35	VAN EERD	18:27.834	27.505	52.494	23.430	10	1:43.429
35	VAN EERD	20:08.128	26.072	52.408	21.814	11	1:40.294
35	VAN EERD	21:46.594	25.814	50.740	21.912	12	1:38.466
35	VAN EERD	23:26.250	25.978	51.806	21.872	13	1:39.656
		25:00.652					FINISH
35	VAN EERD	25:08.863	27.806	51.295	23.512	14	1:42.613

35 VAN EERD Frits

Num	Nom pilote	Heure	Secteur 1	Secteur 2	Secteur 3	Tour	Temps
							START
35	VAN EERD	45.673				1	
35	VAN EERD	2:50.211	38.835	1:01.069	24.634	2	2:04.538
35	VAN EERD	4:38.494	30.417	54.222	23.644	3	1:48.283
35	VAN EERD	6:20.876	27.344	52.066	22.972	4	1:42.382
35	VAN EERD	8:00.975	26.462	51.438	22.199	5	1:40.099
		8:09.106					FCY FLAG

14ème GRAND PRIX DE MONACO HISTORIQUE 2024
 SERIE G : Voitures de Grand Prix F1 3L (1981 - 1985)
 SERIE G : F1 Grand Prix cars 3L (1981 - 1985)
 Course / Race



GRILLE DE DEPART FINALE / FINAL STARTING GRID

Départ / Start : 12/05/2024 - 17h00 Fermeture pré grille / Closing of the grid : 16h45 Durée / Duration : 00h45 18 Tours/Laps = 60.066 Km

- Pole -

			- 1 -	19	HALL Stuart - GBR (1:30.762)
WERNER Marco - GER (1:32.153)	15		- 2 -		
			- 3 -	11	LYONS Michael - GBR (1:32.627)
PADMORE Nicholas - GBR (1:33.018)	10		- 4 -		
			- 5 -	9	FRANCHITTI Marino - GBR (1:33.099)
CONSTABLE Jamie - GBR (1:33.153)	4		- 6 -		
			- 7 -	3	TYRRELL Ken - USA (1:33.449)
STRETTON Martin - GBR (1:33.774)	5		- 8 -		
			- 9 -	6	HALUSA Niklas - AUT (1:35.200)
D'ANSEBOURG Christophe - BEL (1:35.350)	1		- 10 -		
			- 11 -	34	HAZELL Mark - GBR (1:35.544)
TORIBA Yutaka - JPN (1:36.784)	27		- 12 -		

14ème GRAND PRIX DE MONACO HISTORIQUE 2024
 SERIE G : Voitures de Grand Prix F1 3L (1981 - 1985)
 SERIE G : F1 Grand Prix cars 3L (1981 - 1985)
 Course / Race
 GRILLE DE DEPART FINALE / FINAL STARTING GRID



- Pole -

			- 13 -	29	LEONE Valerio - MON (1:36.797)
BROOKS Steven - GBR (1:37.148)	12		- 14 -		
			- 15 -	14	FORT Laurent - FRA (1:37.630)
VAN EERD Frits - NED (1:38.466)	35		- 16 -		
			- 17 -	28	CANTILLON Michael - GBR (1:40.646)
HARTLEY James Stephen - GBR (1:41.210)	17		- 18 -		
			- 19 -	25	GIRARDO Massimiliano - GBR (1:41.321)
HIGSON Mark - GBR (1:42.264)	8		- 20 -		
			- 21 -	7	SIMMONDS Ian - GBR (1:48.990)
PINK Nicholas - GBR (1:51.643)	30		- 22 -		
			- 23 -	31	LOTTINI Piero - ITA (1:57.850)
HOPE Richard - GBR (2:16.257)	22		- 24 -		
			- 25 -	18	CHAHWAN Alejandro Walter - ARG () Commission Sportive

JF. Calmes / C. Geoffroy / D. Migeon / C. Plasseraud, 12/05/2024, 15:58:36



14ème GRAND PRIX DE MONACO HISTORIQUE 2024






















SERIE G : Voitures de Grand Prix F1 3L (1981 - 1985)

SERIE G : F1 Grand Prix cars 3L (1981 - 1985)

Course / Race





CLASSEMENT FINAL / FINAL CLASSIFICATION



Clt Rnk	Num Num	Pilote Pilot	Nat Pil Nat Pil	Classe class	Tours Laps	Temps Time	Moyenne Average	M.Tour B.Lap	Vitesse Speed
1	19	HALL Stuart		1	18	30:00.368	120,10	1:30.669	132,49
2	15	WERNER Marco		1	18	30:08.982	119,53	1:32.165	130,34
3	11	LYONS Michael		1	18	30:16.215	119,05	1:32.330	130,11
4	9	FRANCHITTI Marino		1	18	30:16.441	119,04	1:32.311	130,13
5	4	CONSTABLE Jamie		1	18	30:30.039	118,16	1:32.839	129,39
6	3	TYRRELL Ken		1	18	30:45.739	117,15	1:34.159	127,58
7	12	BROOKS Steven		1	18	31:02.804	116,08	1:34.579	127,01
8	1	D'ANSEBOURG Christophe		1	18	31:05.699	115,90	1:36.413	124,60
9	29	LEONE Valerio		1	18	31:07.254	115,80	1:35.980	125,16
10	35	VAN EERD Frits		1	18	31:17.174	115,19	1:37.448	123,27
11	25	GIRARDO Massimiliano		1	17	30:11.637	112,72	1:40.118	119,99
12	14	FORT Laurent		1	17	30:32.621	111,43	1:36.649	124,29
13	18	CHAHWAN Alejandro Walter		1	16	30:52.619	103,75	1:49.213	109,99
14	31	LOTTINI Piero		1	15	31:51.748	94,25	1:52.625	106,66
15	34	HAZELL Mark		1	14	24:38.828	113,72	1:37.509	123,20
16	30	PINK Nicholas		1	13	30:04.773	86,53	1:50.119	109,09
17	5	STRETTON Martin		1	12	21:00.208	114,39	1:33.279	128,78
18	28	CANTILLON Michael		1	11	19:26.441	113,28	1:32.650	129,66
19	8	HIGSON Mark		1	10	18:32.503	107,98	1:42.078	117,68
20	10	PADMORE Nicholas		1	8	15:39.589	102,28	1:35.072	126,35
21	27	TORIBA Yutaka		1	4	6:40.777	119,89	1:37.040	123,79

14ème GRAND PRIX DE MONACO HISTORIQUE 2024
 SERIE G : Voitures de Grand Prix F1 3L (1981 - 1985)
 SERIE G : F1 Grand Prix cars 3L (1981 - 1985)
 Course / Race
 CLASSEMENT FINAL / FINAL CLASSIFICATION



Clt Rnk	Num Num	Pilote Pilot	Nat Pil Nat Pil	Classe class	Tours Laps	Temps Time	Moyenne Average	M.Tour B.Lap	Vitesse Speed
22	17	HARTLEY James Stephen		1	4	6:54.260	115,99	1:38.575	121,86
23	22	HOPE Richard		1	3	6:42.576	89,52	1:54.438	104,97
24	6	HALUSA Niklas		1	1	1:44.178	115,31	1:39.990	120,14
Non-Partants / DNSs									
	7	SIMMONDS Ian		1					

Commission Sportive
 JF. Calmes / C. Geffroy / D. Migeon / C. Plasseraud, 12/05/2024, 19:47:08



14ème GRAND PRIX DE MONACO HISTORIQUE 2024
 SERIE G : Voitures de Grand Prix F1 3L (1981 - 1985)
 SERIE G : F1 Grand Prix cars 3L (1981 - 1985)



Course / Race
 Historique / Records

Num	Heure	Secteur 1	Secteur 2	Secteur 3	Tour	Temps
Num	Hour	Sector 1	Sector 2	Sector 3	Lap	Time
1 D'ANSEMBOURG Christophe						
1						
1		44.576	1:11.476	15:39.954		
START						
1	4.425	41.647	1:09.541	1:22.084		
1	1:45.089	28.286	50.131	22.247	1	1:40.664
1	3:21.945	25.136	49.666	22.054	2	1:36.856
1	5:00.226	26.108	49.675	22.498	3	1:38.281
1	6:39.750	25.696	51.628	22.200	4	1:39.524
1	8:16.924	25.763	50.012	21.399	5	1:37.174
8:41.078 FCY FLAG						
1	10:04.685	26.118	56.850	24.793	6	1:47.761
1	12:27.986	30.836	1:22.055	30.410	7	2:23.301
14:20.506 START						
1	14:40.565	35.270	1:06.954	30.355	8	2:12.579
1	16:18.457	27.186	49.589	21.117	9	1:37.892
1	17:56.808	25.268	50.970	22.113	10	1:38.351
1	19:36.477	26.175	51.455	22.039	11	1:39.669
1	21:16.908	26.959	51.060	22.412	12	1:40.431
1	22:57.396	27.266	51.460	21.762	13	1:40.488
1	24:35.247	25.880	50.530	21.441	14	1:37.851
1	26:12.267	25.488	49.962	21.570	15	1:37.020

Num	Heure	Secteur 1	Secteur 2	Secteur 3	Tour	Temps
Num	Hour	Sector 1	Sector 2	Sector 3	Lap	Time
1	27:48.680	25.394	49.517	21.502	16	1:36.413
1	29:27.563	26.473	50.816	21.594	17	1:38.883
29:56.711 FINISH						
1	31:05.699	25.314	50.571	22.251	18	1:38.136
3 TYRRELL Ken						
3						
3				15:46.074		
START						
3	4.115			1:28.040		
3	1:46.129			21.974	1	1:42.014
3	3:22.926			22.666	2	1:36.797
3	5:00.743			22.540	3	1:37.817
3	6:40.091			22.300	4	1:39.348
3	8:17.336			21.257	5	1:37.245
8:41.078 FCY FLAG						
3	10:03.187			24.602	6	1:45.851
3	12:26.745			30.744	7	2:23.558
14:20.506 START						
3	14:40.448			31.023	8	2:13.703
3	16:17.110			21.275	9	1:36.662



Num Num	Heure Hour	Secteur 1 Sector 1	Secteur 2 Sector 2	Secteur 3 Sector 3	Tour Lap	Temps Time
3	17:51.679			21.802	10	1:34.569
3	19:25.838			21.654	11	1:34.159
3	21:01.661			21.349	12	1:35.823
3	22:48.479			21.333	13	1:46.818
3	24:23.588			21.669	14	1:35.109
3	25:57.934			21.624	15	1:34.346
3	27:35.162			21.943	16	1:37.228
3	29:09.434			21.471	17	1:34.272
	29:56.711					FINISH
3	30:45.739			21.886	18	1:36.305

4 CONSTABLE Jamie

4						
4		42.080	1:12.778	15:47.426		
						START
4	3.551	38.287	1:08.998	1:28.582		
4	1:41.926	27.886	49.055	21.434	1	1:38.375
4	3:16.505	24.536	48.421	21.622	2	1:34.579
4	4:51.986	24.542	48.434	22.505	3	1:35.481
4	6:27.259	24.730	48.697	21.846	4	1:35.273
4	8:02.394	24.196	49.589	21.350	5	1:35.135
	8:41.078					FCY FLAG
4	9:55.543	24.295	1:00.011	28.843	6	1:53.149

Num Num	Heure Hour	Secteur 1 Sector 1	Secteur 2 Sector 2	Secteur 3 Sector 3	Tour Lap	Temps Time
4	12:24.528	36.503	1:21.708	30.774	7	2:28.985
	14:20.506					START
4	14:40.229	35.192	1:08.131	32.378	8	2:15.701
4	16:15.890	26.098	48.355	21.208	9	1:35.661
4	17:49.500	24.413	47.857	21.340	10	1:33.610
4	19:22.339	24.108	47.500	21.231	11	1:32.839
4	20:57.431	25.878	47.888	21.326	12	1:35.092
4	22:32.431	24.330	48.985	21.685	13	1:35.000
4	24:07.866	25.412	48.139	21.884	14	1:35.435
4	25:42.601	24.780	48.136	21.819	15	1:34.735
4	27:18.877	26.523	48.189	21.564	16	1:36.276
4	28:55.178	25.604	48.831	21.866	17	1:36.301
	29:56.711					FINISH
4	30:30.039	24.775	48.475	21.611	18	1:34.861

5 STRETTON Martin

5						
5		46.255	1:11.471	15:42.943		
						START
5	3.583	40.474	1:07.318	1:26.377		
5	1:42.910	28.161	49.539	21.627	1	1:39.327
5	3:17.596	24.573	48.713	21.400	2	1:34.686
5	4:52.798	24.496	48.345	22.361	3	1:35.202

Num Num	Heure Hour	Secteur 1 Sector 1	Secteur 2 Sector 2	Secteur 3 Sector 3	Tour Lap	Temps Time
5	6:28.693	24.997	49.320	21.578	4	1:35.895
5	8:04.454	24.861	48.769	22.131	5	1:35.761
	8:41.078					FCY FLAG
5	9:56.450	24.952	58.440	28.604	6	1:51.996
5	12:25.534	36.418	1:21.672	30.994	7	2:29.084
	14:20.506					START
5	14:40.327	35.102	1:07.924	31.767	8	2:14.793
5	16:16.573	26.428	48.448	21.370	9	1:36.246
5	17:49.852	24.395	47.907	20.977	10	1:33.279
5	19:23.673	24.637	48.046	21.138	11	1:33.821
5	21:00.208	26.176	49.261	21.098	12	1:36.535
	29:56.711					FINISH

6 HALUSA Niklas

6						
6		42.744	1:11.540	15:41.652		
						START
6	4.188	41.038	1:08.285	1:24.906		
6	1:44.178	27.876	50.085	22.029	1	1:39.990
	8:41.078					FCY FLAG
	14:20.506					START
	29:56.711					FINISH

8 HIGSON Mark

8						
8		43.932	1:17.968	15:15.986		
						START
8	7.780	47.025	1:12.228	1:08.581		
8	1:57.325	30.979	55.171	23.395	1	1:49.545
8	3:40.979	27.398	52.621	23.635	2	1:43.654
8	5:24.117	27.294	52.246	23.598	3	1:43.138
8	7:06.195	27.042	52.303	22.733	4	1:42.078
	8:41.078					FCY FLAG
8	8:58.862	26.867	55.210	30.590	5	1:52.667
8	11:03.443	31.756	1:04.623	28.202	6	2:04.581
8	13:06.632	33.986	1:02.378	26.825	7	2:03.189
	14:20.506					START
8	15:03.968	32.896	1:00.043	24.397	8	1:57.336
8	16:47.217	28.036	52.578	22.635	9	1:43.249
8	18:32.503	26.444	54.107	24.735	10	1:45.286
	29:56.711					FINISH

9 FRANCHITTI Marino

9						
9		42.506	1:11.623	15:49.585		

Num Num	Heure Hour	Secteur 1 Sector 1	Secteur 2 Sector 2	Secteur 3 Sector 3	Tour Lap	Temps Time
START						
9	3.067	37.527	1:10.137	1:29.709		
9	1:41.129	27.402	49.152	21.508	1	1:38.062
9	3:15.814	24.426	48.610	21.649	2	1:34.685
9	4:51.199	24.538	48.683	22.164	3	1:35.385
9	6:26.393	24.415	49.295	21.484	4	1:35.194
9	8:01.032	24.399	49.176	21.064	5	1:34.639
	8:41.078					FCY FLAG
9	9:55.064	23.961	1:00.993	29.078	6	1:54.032
9	12:23.787	36.105	1:21.809	30.809	7	2:28.723
	14:20.506					START
9	14:40.019	35.175	1:08.422	32.635	8	2:16.232
9	16:14.260	25.327	47.838	21.076	9	1:34.241
9	17:46.571	24.125	47.106	21.080	10	1:32.311
9	19:19.637	23.906	47.224	21.936	11	1:33.066
9	20:55.268	25.128	49.047	21.456	12	1:35.631
9	22:29.896	24.077	49.382	21.169	13	1:34.628
9	24:03.035	24.029	47.979	21.131	14	1:33.139
9	25:36.820	24.237	47.999	21.549	15	1:33.785
9	27:10.000	24.811	47.271	21.098	16	1:33.180
9	28:43.707	24.751	47.876	21.080	17	1:33.707
	29:56.711					FINISH
9	30:16.441	24.300	47.175	21.259	18	1:32.734

10 PADMORE Nicholas

10						
10		43.079	1:11.828	15:49.909		
START						
10	2.567	37.004	1:10.223	1:29.990		
10	1:39.933	27.489	48.650	21.227	1	1:37.366
10	3:15.005	24.953	48.761	21.358	2	1:35.072
10	4:50.385	24.747	48.790	21.843	3	1:35.380
10	6:25.656	24.892	48.968	21.411	4	1:35.271
10	8:04.300	24.542	51.346	22.756	5	1:38.644
	8:41.078					FCY FLAG
10	[IN] 9:50.000	26.302	1:03.246	16.152	5	
10	12:02.879				6	
10	13:51.409	30.909	53.958	23.663	7	1:48.530
	14:20.506					START
10	15:39.589	29.439	55.329	23.412	8	1:48.180
10	[IN] 17:11.075	26.023	50.259	15.204	8	
	29:56.711					FINISH

11 LYONS Michael

11						
11		43.165	1:06.591	15:55.707		

Num Num	Heure Hour	Secteur 1 Sector 1	Secteur 2 Sector 2	Secteur 3 Sector 3	Tour Lap	Temps Time
START						
11	2.074	36.263	1:09.319	1:32.021		
11	1:38.981	27.250	48.098	21.559	1	1:36.907
11	3:12.541	24.608	47.558	21.394	2	1:33.560
11	4:46.567	24.431	47.745	21.850	3	1:34.026
11	6:20.440	24.564	47.626	21.683	4	1:33.873
11	7:53.671	24.450	47.224	21.557	5	1:33.231
	8:41.078					FCY FLAG
11	9:45.595	24.550	1:00.244	27.130	6	1:51.924
11	12:19.607	41.342	1:23.519	29.151	7	2:34.012
	14:20.506					START
11	14:34.600	37.308	1:07.117	30.568	8	2:14.993
11	16:07.730	24.540	47.446	21.144	9	1:33.130
11	17:40.060	24.018	47.104	21.208	10	1:32.330
11	19:13.275	24.186	47.592	21.437	11	1:33.215
11	20:47.378	25.045	47.538	21.520	12	1:34.103
11	22:23.672	25.849	48.809	21.636	13	1:36.294
11	23:58.294	24.570	47.431	22.621	14	1:34.622
11	25:32.868	25.223	47.249	22.102	15	1:34.574
11	27:06.813	24.639	47.483	21.823	16	1:33.945
11	28:43.006	26.667	48.250	21.276	17	1:36.193
	29:56.711					FINISH
11	30:16.215	24.434	47.035	21.740	18	1:33.209

Num Num	Heure Hour	Secteur 1 Sector 1	Secteur 2 Sector 2	Secteur 3 Sector 3	Tour Lap	Temps Time
12 BROOKS Steven						
12						
12		48.848	1:20.383	15:19.483		
START						
12	6.001	46.328	1:12.746	1:12.095		
12	1:53.352	30.141	54.441	22.769	1	1:47.351
12	3:33.719	25.746	51.687	22.934	2	1:40.367
12	5:14.066	25.680	51.549	23.118	3	1:40.347
12	6:52.344	25.450	50.072	22.756	4	1:38.278
12	8:32.292	26.214	51.342	22.392	5	1:39.948
	8:41.078					FCY FLAG
12	10:24.432	29.825	58.109	24.206	6	1:52.140
12	12:31.921	28.568	1:08.357	30.564	7	2:07.489
	14:20.506					START
12	14:43.005	34.300	1:06.449	30.335	8	2:11.084
12	16:24.423	28.740	50.613	22.065	9	1:41.418
12	18:02.608	25.259	50.917	22.009	10	1:38.185
12	19:42.666	25.442	52.382	22.234	11	1:40.058
12	21:22.076	25.393	50.142	23.875	12	1:39.410
12	23:02.777	26.053	52.733	21.915	13	1:40.701
12	24:39.107	24.786	49.877	21.667	14	1:36.330
12	26:15.274	25.327	49.223	21.617	15	1:36.167
12	27:53.052	24.531	51.434	21.813	16	1:37.778
12	29:28.225	24.921	48.929	21.323	17	1:35.173

Num Num	Heure Hour	Secteur 1 Sector 1	Secteur 2 Sector 2	Secteur 3 Sector 3	Tour Lap	Temps Time
	29:56.711					FINISH
12	31:02.804	24.773	47.893	21.913	18	1:34.579

14 FORT Laurent

14						
14			15:19.942			
						START
14	5.684			1:11.127		
14	1:49.793			23.011	1	1:44.109
14	3:30.745			23.505	2	1:40.952
14	5:10.730			23.151	3	1:39.985
14	6:51.660			23.854	4	1:40.930
14	8:30.203			22.538	5	1:38.543
	8:41.078					FCY FLAG
14	10:22.131			25.189	6	1:51.928
14	12:29.615			30.039	7	2:07.484
	14:20.506					START
14	14:41.482			30.376	8	2:11.867
14	16:23.138			22.204	9	1:41.656
14	18:01.572			22.416	10	1:38.434
14	19:38.221			22.077	11	1:36.649
14	22:18.506			1:23.235	12	2:40.285
14	23:57.994			22.668	13	1:39.488

Num Num	Heure Hour	Secteur 1 Sector 1	Secteur 2 Sector 2	Secteur 3 Sector 3	Tour Lap	Temps Time
14	25:36.612			22.279	14	1:38.618
14	27:15.564			22.600	15	1:38.952
14	28:53.335			22.384	16	1:37.771
	29:56.711					FINISH
14	30:32.621			22.493	17	1:39.286

15 WERNER Marco

15						
15		42.712	1:02.451	16:00.284		
						START
15	1.664	35.924	1:09.981	1:32.719		
15	1:38.096	27.124	48.194	21.114	1	1:36.432
15	3:11.700	24.709	47.645	21.250	2	1:33.604
15	4:45.523	24.383	47.816	21.624	3	1:33.823
15	6:19.534	24.411	47.905	21.695	4	1:34.011
15	7:52.774	24.367	47.647	21.226	5	1:33.240
	8:41.078					FCY FLAG
15	9:44.742	24.650	59.698	27.620	6	1:51.968
15	12:18.638	41.640	1:23.561	28.695	7	2:33.896
	14:20.506					START
15	14:34.022	37.188	1:07.688	30.508	8	2:15.384
15	16:06.683	24.348	47.388	20.925	9	1:32.661
15	17:38.848	24.029	47.104	21.032	10	1:32.165

Num Num	Heure Hour	Secteur 1 Sector 1	Secteur 2 Sector 2	Secteur 3 Sector 3	Tour Lap	Temps Time
15	19:11.879	24.105	47.792	21.134	11	1:33.031
15	20:46.002	25.652	47.396	21.075	12	1:34.123
15	22:20.550	25.431	47.759	21.358	13	1:34.548
15	23:55.038	24.707	48.579	21.202	14	1:34.488
15	25:28.353	24.265	47.841	21.209	15	1:33.315
15	27:01.617	24.203	47.395	21.666	16	1:33.264
15	28:34.437	24.198	47.226	21.396	17	1:32.820
	29:56.711					FINISH
15	30:08.982	24.334	48.594	21.617	18	1:34.545

17 HARTLEY James Stephen

17						
17			15:16.959			
						START
17	6.656		1:09.326			
17	1:55.104		22.911	1		1:48.448
17	3:35.829		22.611	2		1:40.725
17	5:15.685		22.888	3		1:39.856
17	6:54.260		22.265	4		1:38.575
	8:41.078					FCY FLAG
	14:20.506					START
	29:56.711					FINISH

18 CHAHWAN Alejandro Walter

18						
18		45.197	1:16.923	15:06.870		
						START
18	9.859	50.637	1:11.245	1:01.667		
18	2:06.406	32.719	58.448	25.380	1	1:56.547
18	3:57.052	29.616	56.453	24.577	2	1:50.646
18	5:47.793	29.150	55.491	26.100	3	1:50.741
18	7:37.414	29.805	55.555	24.261	4	1:49.621
	8:41.078					FCY FLAG
18	9:42.135	29.273	1:04.890	30.558	5	2:04.721
18	11:53.582	37.350	1:06.706	27.391	6	2:11.447
18	13:48.885	32.593	58.162	24.548	7	1:55.303
	14:20.506					START
18	15:39.489	30.748	55.610	24.246	8	1:50.604
18	17:28.702	30.887	54.772	23.554	9	1:49.213
18	19:22.011	28.363	58.661	26.285	10	1:53.309
18	21:23.689	32.596	59.046	30.036	11	2:01.678
18	23:19.363	30.868	1:00.142	24.664	12	1:55.674
18	25:10.356	29.082	55.803	26.108	13	1:50.993
18	27:04.089	29.561	58.190	25.982	14	1:53.733
18	28:58.963	31.278	57.669	25.927	15	1:54.874
	29:56.711					FINISH
18	30:52.619	30.067	58.516	25.073	16	1:53.656

Num Num	Heure Hour	Secteur 1 Sector 1	Secteur 2 Sector 2	Secteur 3 Sector 3	Tour Lap	Temps Time
19 HALL Stuart						
19						
19						
						START
19	0.558					
19	1:36.786	1:09.399	47.510	20.823	1	1:36.228
19	3:08.562	24.065	46.751	20.960	2	1:31.776
19	4:40.842	24.084	46.993	21.203	3	1:32.280
19	6:13.969	24.588	47.436	21.103	4	1:33.127
19	7:46.640	24.245	47.299	21.127	5	1:32.671
	8:41.078					FCY FLAG
19	9:43.320	24.292	1:01.718	30.670	6	1:56.680
19	12:18.036	42.289	1:23.375	29.052	7	2:34.716
	14:20.506					START
19	14:33.355	36.988	1:08.032	30.299	8	2:15.319
19	16:04.811	24.199	46.691	20.566	9	1:31.456
19	17:35.480	23.773	46.203	20.693	10	1:30.669
19	19:07.427	23.983	47.181	20.783	11	1:31.947
19	20:39.863	24.361	46.763	21.312	12	1:32.436
19	22:12.670	24.076	47.448	21.283	13	1:32.807
19	23:44.970	24.319	46.986	20.995	14	1:32.300
19	25:18.111	24.262	47.807	21.072	15	1:33.141
19	26:52.001	24.410	48.542	20.938	16	1:33.890
19	28:26.076	25.078	47.947	21.050	17	1:34.075

Num Num	Heure Hour	Secteur 1 Sector 1	Secteur 2 Sector 2	Secteur 3 Sector 3	Tour Lap	Temps Time
	29:56.711					FINISH
19	30:00.368	24.380	48.537	21.375	18	1:34.292
22 HOPE Richard						
22						
22		46.767	1:18.504	15:11.291		
						START
22	44.288	50.909	1:10.752	1:37.487		
22	2:39.831	32.070	58.128	25.345	1	1:55.543
22	4:34.269	30.089	57.980	26.369	2	1:54.438
22	6:42.576	30.430	1:09.705	28.172	3	2:08.307
	8:41.078					FCY FLAG
22	[IN] 8:53.823	30.649	1:18.690	21.908	3	
	14:20.506					START
	29:56.711					FINISH

25 GIRARDO Massimiliano						
25						
25		44.072	1:18.189	15:16.152		
						START
25	6.891	47.370	1:12.096	1:08.641		

Num Num	Heure Hour	Secteur 1 Sector 1	Secteur 2 Sector 2	Secteur 3 Sector 3	Tour Lap	Temps Time
25	1:55.910	31.444	54.638	22.937	1	1:49.019
25	3:38.169	26.926	52.404	22.929	2	1:42.259
25	5:19.783	26.518	52.465	22.631	3	1:41.614
25	7:02.029	27.285	52.334	22.627	4	1:42.246
	8:41.078					FCY FLAG
25	8:56.627	26.799	58.407	29.392	5	1:54.598
25	11:02.789	32.854	1:04.863	28.445	6	2:06.162
25	13:06.122	33.403	1:02.985	26.945	7	2:03.333
	14:20.506					START
25	15:02.996	32.248	59.746	24.880	8	1:56.874
25	16:43.640	26.909	51.586	22.149	9	1:40.644
25	18:25.145	26.870	52.352	22.283	10	1:41.505
25	20:05.840	27.095	51.128	22.472	11	1:40.695
25	21:46.000	27.007	50.960	22.193	12	1:40.160
25	23:26.982	26.604	51.647	22.731	13	1:40.982
25	25:09.808	26.896	50.888	25.042	14	1:42.826
25	26:50.427	26.301	52.015	22.303	15	1:40.619
25	28:30.545	26.847	50.814	22.457	16	1:40.118
	29:56.711					FINISH
25	30:11.637	26.210	52.296	22.586	17	1:41.092

27 TORIBA Yutaka

27

Num Num	Heure Hour	Secteur 1 Sector 1	Secteur 2 Sector 2	Secteur 3 Sector 3	Tour Lap	Temps Time
27		41.771	1:13.205	15:37.478		
						START
27	4.919	41.849	1:09.815	1:20.292		
27	1:46.792	28.811	50.888	22.174	1	1:41.873
27	3:23.832	25.296	49.185	22.559	2	1:37.040
27	5:01.408	25.108	49.636	22.832	3	1:37.576
27	6:40.777	25.326	51.309	22.734	4	1:39.369
27	[IN] 8:14.585	25.589	51.381	16.838	4	
	8:41.078					FCY FLAG
	14:20.506					START
	29:56.711					FINISH

28 CANTILLON Michael

28

28		47.803	1:18.519	15:17.558		
						START
28	6.028	46.426	1:11.953	1:09.838		
28	1:49.937	29.500	51.887	22.522	1	1:43.909
28	3:27.974	26.174	49.177	22.686	2	1:38.037
28	5:03.136	25.206	48.286	21.670	3	1:35.162
28	6:41.146	24.567	50.776	22.667	4	1:38.010
28	8:18.007	25.433	49.736	21.692	5	1:36.861
	8:41.078					FCY FLAG

Num Num	Heure Hour	Secteur 1 Sector 1	Secteur 2 Sector 2	Secteur 3 Sector 3	Tour Lap	Temps Time
28	10:05.630	25.237	57.251	25.135	6	1:47.623
28	12:28.637	30.463	1:22.209	30.335	7	2:23.007
	14:20.506					START
28	14:40.903	35.138	1:06.766	30.362	8	2:12.266
28	16:19.195	27.137	49.541	21.614	9	1:38.292
28	17:51.845	24.666	47.320	20.664	10	1:32.650
28	19:26.441	25.144	47.765	21.687	11	1:34.596
	29:56.711					FINISH

29 LEONE Valerio

29						
29			15:31.906			
						START
29	5.301		1:14.743			
29	1:53.874		22.829	1		1:48.573
29	3:34.534		23.260	2		1:40.660
29	5:14.370		23.060	3		1:39.836
29	6:52.691		22.112	4		1:38.321
29	8:32.623		22.287	5		1:39.932
	8:41.078					FCY FLAG
29	10:28.576		25.345	6		1:55.953
29	12:33.471		30.934	7		2:04.895
	14:20.506					START

Num Num	Heure Hour	Secteur 1 Sector 1	Secteur 2 Sector 2	Secteur 3 Sector 3	Tour Lap	Temps Time
29	14:43.284			29.154	8	2:09.813
29	16:25.261			22.375	9	1:41.977
29	18:03.342			22.330	10	1:38.081
29	19:42.230			22.100	11	1:38.888
29	21:20.169			22.431	12	1:37.939
29	23:01.432			22.278	13	1:41.263
29	24:37.412			21.911	14	1:35.980
29	26:14.417			21.876	15	1:37.005
29	27:51.980			22.082	16	1:37.563
29	29:30.043			22.296	17	1:38.063
	29:56.711					FINISH
29	31:07.254			22.189	18	1:37.211

30 PINK Nicholas

30						
						START
30	4:47.052					
30	6:52.535	36.199	1:02.089	27.195	1	2:05.483
	8:41.078					FCY FLAG
30	8:54.961	31.773	1:02.660	27.993	2	2:02.426
30	11:02.405	34.116	1:04.840	28.488	3	2:07.444
30	13:05.619	33.323	1:02.815	27.076	4	2:03.214
	14:20.506					START

Num Num	Heure Hour	Secteur 1 Sector 1	Secteur 2 Sector 2	Secteur 3 Sector 3	Tour Lap	Temps Time
30	15:03.581	32.107	59.977	25.878	5	1:57.962
30	16:56.605	30.159	57.178	25.687	6	1:53.024
30	18:49.428	29.421	57.384	26.018	7	1:52.823
30	20:42.555	30.077	57.053	25.997	8	1:53.127
30	22:38.257	30.706	59.835	25.161	9	1:55.702
30	24:30.659	29.454	57.497	25.451	10	1:52.402
30	26:24.007	29.844	58.160	25.344	11	1:53.348
30	28:14.654	29.716	55.724	25.207	12	1:50.647
	29:56.711					FINISH
30	30:04.773	29.323	56.062	24.734	13	1:50.119

31 LOTTINI Piero

31						
31		46.200	1:16.926	15:04.234		
						START
31	8.293	49.382	1:10.611	1:05.723		
31	2:06.240	33.828	58.467	25.652	1	1:57.947
31	4:01.406	31.604	58.086	25.476	2	1:55.166
31	5:54.501	29.871	57.870	25.354	3	1:53.095
31	7:47.126	29.786	57.700	25.139	4	1:52.625
	8:41.078					FCY FLAG
31	9:54.388	30.651	1:07.568	29.043	5	2:07.262
31	12:23.231	36.520	1:21.597	30.726	6	2:28.843

Num Num	Heure Hour	Secteur 1 Sector 1	Secteur 2 Sector 2	Secteur 3 Sector 3	Tour Lap	Temps Time
	14:20.506					START
31	14:39.960	35.556	1:08.301	32.872	7	2:16.729
31	16:38.565	35.546	58.205	24.854	8	1:58.605
31	18:32.277	29.529	59.279	24.904	9	1:53.712
31	21:16.109	1:09.062	1:06.471	28.299	10	2:43.832
31	23:28.406	36.979	1:06.972	28.346	11	2:12.297
31	25:38.163	35.131	1:05.432	29.194	12	2:09.757
31	27:44.151	34.425	1:04.319	27.244	13	2:05.988
31	29:51.087	36.502	1:03.536	26.898	14	2:06.936
	29:56.711					FINISH
31	31:51.748	33.083	1:01.399	26.179	15	2:00.661

34 HAZELL Mark

34						
34		42.318	1:11.613	15:38.810		
						START
34	5.002	42.489	1:09.446	1:21.727		
34	1:50.788	29.450	53.852	22.484	1	1:45.786
34	3:32.933	26.304	52.653	23.188	2	1:42.145
34	5:12.527	25.590	50.885	23.119	3	1:39.594
34	6:51.999	25.810	50.150	23.512	4	1:39.472
34	8:31.389	26.157	51.048	22.185	5	1:39.390
	8:41.078					FCY FLAG

14ème GRAND PRIX DE MONACO HISTORIQUE 2024
 SERIE G : Voitures de Grand Prix F1 3L (1981 - 1985)
 SERIE G : F1 Grand Prix cars 3L (1981 - 1985)
 Course / Race
 Historique / Records



Num Num	Heure Hour	Secteur 1 Sector 1	Secteur 2 Sector 2	Secteur 3 Sector 3	Tour Lap	Temps Time
34	10:23.182	29.844	57.373	24.576	6	1:51.793
34	12:30.539	29.162	1:07.954	30.241	7	2:07.357
	14:20.506					START
34	14:42.132	34.781	1:06.426	30.386	8	2:11.593
34	16:23.556	28.921	50.375	22.128	9	1:41.424
34	18:02.042	25.829	50.642	22.015	10	1:38.486
34	19:40.578	25.760	51.090	21.686	11	1:38.536
34	21:19.334	25.852	49.714	23.190	12	1:38.756
34	23:01.319	25.705	53.706	22.574	13	1:41.985
34	24:38.828	25.832	49.683	21.994	14	1:37.509
34	[IN] 26:26.407	30.516	57.325	19.738	14	
	29:56.711					FINISH

35 VAN EERD Frits

35						
35		48.239	1:18.419	15:18.905		
						START
35	6.323	46.104	1:12.258	1:11.072		
35	1:54.155	30.941	54.527	22.364	1	1:47.832
35	3:35.050	26.949	51.708	22.238	2	1:40.895
35	5:14.905	26.439	50.644	22.772	3	1:39.855
35	6:53.598	26.060	50.624	22.009	4	1:38.693
35	8:33.399	26.321	51.675	21.805	5	1:39.801

Num Num	Heure Hour	Secteur 1 Sector 1	Secteur 2 Sector 2	Secteur 3 Sector 3	Tour Lap	Temps Time
	8:41.078					FCY FLAG
35	10:30.397	30.585	1:01.317	25.096	6	1:56.998
35	12:33.855	30.946	1:02.221	30.291	7	2:03.458
	14:20.506					START
35	14:44.253	34.373	1:08.088	27.937	8	2:10.398
35	16:25.662	29.687	49.784	21.938	9	1:41.409
35	18:03.800	25.815	50.698	21.625	10	1:38.138
35	19:43.245	25.790	51.229	22.426	11	1:39.445
35	21:23.854	26.859	51.603	22.147	12	1:40.609
35	23:04.095	27.096	51.131	22.014	13	1:40.241
35	24:42.719	26.315	50.388	21.921	14	1:38.624
35	26:23.228	26.811	51.273	22.425	15	1:40.509
35	28:00.701	25.815	49.900	21.758	16	1:37.473
35	29:39.726	25.938	51.256	21.831	17	1:39.025
	29:56.711					FINISH
35	31:17.174	26.094	49.882	21.472	18	1:37.448

1001 SC

1001						
						START
1001	[IN] 47.140	3:35.585	1:02.278	7:23.326		
	8:41.078					FCY FLAG
1001	9:04.365				1	

14ème GRAND PRIX DE MONACO HISTORIQUE 2024
 SERIE G : Voitures de Grand Prix F1 3L (1981 - 1985)
 SERIE G : F1 Grand Prix cars 3L (1981 - 1985)
 Course / Race
 Historique / Records



Num	Heure	Secteur 1	Secteur 2	Secteur 3	Tour	Temps
Num	Hour	Sector 1	Sector 2	Sector 3	Lap	Time
1001	12:16.799	1:19.618	1:22.126	30.690	2	3:12.434
1001	[IN] 14:17.809	37.147	1:07.340	16.523	2	
	14:20.506					START
	29:56.711					FINISH
1001	37:55.718				3	



14ème GRAND PRIX DE MONACO HISTORIQUE 2024
 SERIE G : Voitures de Grand Prix F1 3L (1981 - 1985)
 SERIE G : F1 Grand Prix cars 3L (1981 - 1985)



Course / Race
 Tour par tour / Lap by lap

Grille / Grid	19	15	11	10	9	4	3	5	6	1	34	27	29	12	14	35	28	17	25	8	7	30	31	22	18
---------------	----	----	----	----	---	---	---	---	---	---	----	----	----	----	----	----	----	----	----	---	---	----	----	----	----

	1.	2.	3.	4.	5.	6.	7.	8.	9.	10.	11.	12.	13.	14.	15.	16.	17.	18.	19.	20.	21.	22.	23.	24.	25.
Départ / Start	19	15	11	10	9	4	5	3	6	1	27	34	29	14	12	28	35	17	25	8	31	18	22	1001	30
Tour / Lap 1	19	15	11	10	9	4	5	6	1	3	27	14	28	34	12	29	35	17	25	8	31	18	22	30	1001
Tour / Lap 2	19	15	11	10	9	4	5	1	3	27	28	14	34	12	29	35	17	25	8	18	31	22	30	1001	
Tour / Lap 3	19	15	11	10	9	4	5	1	3	27	28	14	34	12	29	35	17	25	8	18	31	22	30	1001	
Tour / Lap 4	19	15	11	10	9	4	5	1	3	27	28	14	34	12	29	35	17	25	8	18	31	30			
Tour / Lap 5	19	15	11	9	4	10	5	1	3	28	14	34	12	29	35	25	8	18	31	30					
Tour / Lap 6	19	15	11	9	4	5	3	1	28	14	34	12	29	35	25	8	18	10	31	30					
Tour / Lap 7	19	15	11	9	4	5	3	1	28	14	34	12	29	35	25	8	18	10	31	30					
Tour / Lap 8	19	15	11	9	4	5	3	1	28	14	34	12	29	35	25	8	18	10	31	30					
Tour / Lap 9	19	15	11	9	4	5	3	1	28	14	34	12	29	35	25	8	18	31	30						
Tour / Lap 10	19	15	11	9	4	5	3	28	1	14	34	12	29	35	25	8	18	31	30						
Tour / Lap 11	19	15	11	9	4	5	3	28	1	14	34	29	12	35	25	18	31	30							
Tour / Lap 12	19	15	11	9	4	5	3	1	34	29	12	35	25	14	18	31	30								
Tour / Lap 13	19	15	11	9	4	3	1	34	29	12	35	25	14	18	31	30									
Tour / Lap 14	19	15	11	9	4	3	1	29	34	12	35	25	14	18	31										
Tour / Lap 15	19	15	11	9	4	3	1	29	12	35	25	14	18	31											
Tour / Lap 16	19	15	11	9	4	3	1	29	12	35	25	14	18												



14ème GRAND PRIX DE MONACO HISTORIQUE 2024
 SERIE G : Voitures de Grand Prix F1 3L (1981 - 1985)
 SERIE G : F1 Grand Prix cars 3L (1981 - 1985)
 Course / Race
 Tour par tour / Lap by lap



Grille / Grid	19	15	11	10	9	4	3	5	6	1	34	27	29	12	14	35	28	17	25	8	7	30	31	22	18	
Tour / Lap 17	19	15	11	9	4	3	1	12	29	35	25	14														
Tour / Lap 18	19	15	11	9	4	3	12	1	29	35																




14ème GRAND PRIX DE MONACO HISTORIQUE 2024
 SERIE G : Voitures de Grand Prix F1 3L (1981 - 1985)
 SERIE G : F1 Grand Prix cars 3L (1981 - 1985)




Course / Race
 Palmares

Cl Rnk	Num Num	Pilote Pilot	Nat Pil Nat Pil	Classe class	Tours Laps	Temps Time	Moyenne Average	M.Tour B.Lap	Vitesse Speed
-----------	------------	-----------------	--------------------	-----------------	---------------	---------------	--------------------	-----------------	------------------


VAINQUEUR DE LA SERIE

1	19	HALL Stuart		1	18	30:00.368	120,10	1:30.669	132,49
---	----	-------------	---	---	----	-----------	--------	----------	--------


DEUXIEME DE LA SERIE

1	15	WERNER Marco		1	18	30:08.982	119,53	1:32.165	130,34
---	----	--------------	---	---	----	-----------	--------	----------	--------

TROISIEME DE LA SERIE

1	11	LYONS Michael		1	18	30:16.215	119,05	1:32.330	130,11
---	----	---------------	---	---	----	-----------	--------	----------	--------

VAINQUEUR DE LA CLASSE 1

1	19	HALL Stuart		1	18	30:00.368	120,10	1:30.669	132,49
---	----	-------------	---	---	----	-----------	--------	----------	--------