

























N°	Pilote NOM Prénom	Nat.Pil.	Concurrent NOM Prénom	Nat.Con.	Marque	Modèle	Année	Classe
1	ROMANO John	USA	ROMANO John	USA	BRABHAM	BT11 (CLIMAX)	1964	3
2	BURATTI Federico	ITA	BURATTI Federico	ITA	LOTUS	24 (BRM)	1962	3
4	COLASACCO Joseph	USA	AURIANA Lawrence	USA	FERRARI	1512	1964	3
5	MCCABE Charles	USA	MCCABE Charles	USA	BRM	P578	1962	3
6	MIDDLEHURST Andy	GBR	CLASSIC TEAM LOTUS LTD	GBR	LOTUS	25 (CLIMAX)	1962	3
7	SHAW Mark	GBR	SHAW Mark	GBR	LOTUS	21 (CLIMAX)	1961	2
8	TAYLOR Nick	GBR	TAYLOR Nick	GBR	LOTUS	18 (CLIMAX)	1960	2
9	MICHAEL Costas	GBR	MICHAEL Costas	GBR	COOPER	T73 (CLIMAX)	1964	3
12	TIZZARD Stuart	GBR	TIZZARD Stuart	GBR	COOPER	T43 (CLIMAX)	1957	1
14	WILSON Richard	GBR	WILSON Richard	GBR	COOPER	T60 (CLIMAX)	1962	3
15	COLLINS Dan	GBR	COLLINS Dan	GBR	LOTUS	21 (CLIMAX)	1961	2
16	MCCARTHY Clinton	GBR	MCCARTHY Clinton	GBR	LOTUS	18 (CLIMAX)	1960	2
18	HANN Elliott	GBR	HANN Elliott	GBR	COOPER	T41 (CLIMAX)	1957	1
19	HOOLE Sidney	GBR	HOOLE Sidney	GBR	COOPER	T66 (CLIMAX)	1963	3
20	SALISBURY Teifion	GBR	SALISBURY Teifion	GBR	LOTUS	18 (CLIMAX)	1961	2
21	STAES Erik	BEL	STAES Erik	BEL	LOTUS	18/21 (CLIMAX)	1961	2
22	HALUSA Lukas	AUT	HALUSA Martin	AUT	BRABHAM	BT7 (CLIMAX)	1963	3
23	JOEBSTL Stephan	AUS	JOEBSTL Stephan	AUS	LOTUS	24 (CLIMAX)	1962	3
24	BUHOFER Philipp	CHE	BUHOFER Philipp	CHE	BRM	P261	1964	3
25	DRAKE Christopher	GBR	DRAKE Christopher	GBR	COOPER	T71/T73 (FORD)	1964	2
28	MISTER JOHN OF B	FRA	MISTER JOHN OF B	FRA	LOLA	MK4 (CLIMAX)	1962	3
32	KUBOTA Katsuaki	JPN	KUBOTA Katsuaki	JPN	LOTUS	24 (CLIMAX)	1962	3
34	STORTONI Andrea	ITA	STORTONI Andrea	ITA	LOTUS	18 (CLIMAX)	1961	2
35	ELLISON Julian	GBR	ELLISON Julian	GBR	ASSEGAI	F1 (ALFA-ROMEO)	1961	2
44	TIMMS Jason	GBR	TIMMS Jason	GBR	COOPER	T53 (CLIMAX)	1961	2
46	DELBENE Kurt	USA	DELBENE Kurt	USA	BRP	64 (BRM)	1964	3
48	PULLEYN Robert	GBR	PULLEYN Robert	GBR	LOTUS	18 (CLIMAX)	1960	2
50	HAGAN James	GBR	HAGAN James	GBR	LOTUS	18 (CLIMAX)	1960	1
52	PUCCINELLI Flavio	AUS	PUCCINELLI Flavio	AUS	COOPER	T53 (CLIMAX)	1960	1
54	CAJANI Marco	ITA	CAJANI Marco	ITA	DE TOMASO	F1 (ALFA CONRERO)	1961	2

N°	Pilote NOM Prénom	Nat.Pil.	Concurrent NOM Prénom	Nat.Con.	Marque	Modèle	Année	Classe
56	CLARK John	GBR	CLARK John	GBR	COOPER	T56 (CLIMAX)	1961	2
58	DE GRES Tom	BEL	DE GRES Tom	BEL	BRABHAM	BT14 (FORD)	1965	2
80	BONNY Philippe	FRA	BONNY Philippe	FRA	BRABHAM	BT2 (FORD)	1963	2

LISTE FINALE DES AUTORISES A PRENDRE LE DEPART / FINAL LIST OF AUTHORISED DRIVERS TO RACE

Num Num	Pilote Pilot	Nat Pil Nat Pil	Concurrent Competitor	Nat.Com Nat Com	Marque Type	Modèle Model	Année Year	Classe class
1	ROMANO John		ROMANO John		BRABHAM	BT11 (CLIMAX)	1964	3
2	BURATTI Federico		BURATTI Federico		LOTUS	24 (BRM)	1962	3
4	COLASACCO Joseph		AURIANA Lawrence		FERRARI	1512	1964	3
5	WILLIS Andy		WILLIS Andy		BRM	P578	1962	3
6	MIDDLEHURST Andy		CLASSIC TEAM LOTUS LTD		LOTUS	25 (CLIMAX)	1962	3
7	SHAW Mark		SHAW Mark		LOTUS	21 (CLIMAX)	1961	2
8	TAYLOR Nick		TAYLOR Nick		LOTUS	18 (CLIMAX)	1960	2
9	MICHAEL Costas		MICHAEL Costas		COOPER	T73 (CLIMAX)	1964	3
12	TIZZARD Stuart		TIZZARD Stuart		COOPER	T43 (CLIMAX)	1957	1
14	WILSON Richard		WILSON Richard		COOPER	T60 (CLIMAX)	1962	3
15	COLLINS Dan		COLLINS Dan		LOTUS	21 (CLIMAX)	1961	2
16	MCCARTHY Clinton		MCCARTHY Clinton		LOTUS	18 (CLIMAX)	1960	2
18	HANN Elliott		HANN Elliott		COOPER	T41 (CLIMAX)	1957	1
19	HOOLE Sidney		HOOLE Sidney		COOPER	T66 (CLIMAX)	1963	3
20	SALISBURY Teifion		SALISBURY Teifion		LOTUS	18 (CLIMAX)	1961	2
21	STAES Erik		STAES Erik		LOTUS	18/21 (CLIMAX)	1961	2
22	HALUSA Lukas		HALUSA Martin		BRABHAM	BT7 (CLIMAX)	1963	3
23	JOEBSTL Stephan		JOEBSTL Stephan		LOTUS	24 (CLIMAX)	1962	3
24	BUHOFER Philipp		BUHOFER Philipp		BRM	P261	1964	3
25	DRAKE Christopher		DRAKE Christopher		COOPER	T71/T73 (FORD)	1964	2
28	MISTER JOHN OF B		MISTER JOHN OF B		LOLA	MK4 (CLIMAX)	1962	3

LISTE FINALE DES AUTORISES A PRENDRE LE DEPART / FINAL LIST OF AUTHORISED DRIVERS TO RACE

Num Num	Pilote Pilot	Nat Pil Nat Pil	Concurrent Competitor	Nat.Com Nat Com	Marque Type	Modèle Model	Année Year	Classe class
32	KUBOTA Katsuaki		KUBOTA Katsuaki		LOTUS	24 (CLIMAX)	1962	3
34	STORTONI Andrea		STORTONI Andrea		LOTUS	18 (CLIMAX)	1961	2
35	ELLISON Julian		ELLISON Julian		ASSEGAI	F1 (ALFA-ROMEO)	1961	2
44	TIMMS Jason		TIMMS Jason		COOPER	T53 (CLIMAX)	1961	2
46	DELBENE Kurt		DELBENE Kurt		BRP	64 (BRM)	1964	3
48	PULLEYN Robert		PULLEYN Robert		LOTUS	18 (CLIMAX)	1960	2
50	HAGAN James		HAGAN James		LOTUS	18 (CLIMAX)	1960	1
52	PUCCINELLI Flavio		PUCCINELLI Flavio		COOPER	T53 (CLIMAX)	1960	1
54	CAJANI Marco		CAJANI Marco		DE TOMASO	F1 (ALFA CONRERO)	1961	2
56	CLARK John		CLARK John		COOPER	T56 (CLIMAX)	1961	2
58	DE GRES Tom		DE GRES Tom		BRABHAM	BT14 (FORD)	1965	2
80	BONNY Philippe		BONNY Philippe		BRABHAM	BT2 (FORD)	1963	2

33 Concurrents / Competitors

Commission Sportive

JF. Calmes / C. Geffroy / D. Migeon / C. Plasseraud, 09/05/2024, 20:49:13



14ème GRAND PRIX DE MONACO HISTORIQUE 2024

SERIE B : Voitures de Grand Prix à moteur arrière, 1500, F1(1961-1965) et F2 (1956-1960)

SERIE B : Rear-engine Grand Prix Cars, 1500, F1 (1961 to 1965) and F2 (1956-1960)

Essais libres / Free Practice Session

CLASSEMENT FINAL DE LA SEANCE / SESSION FINAL CLASSIFICATION

Cl	Num	Pilote	Nat Pil	Concurrent	Nat.Com	Classe	Marque	Modèle	Année	Temps	Ecart	Tours	Vitesse
Rnk	Num	Pilot	Nat Pil	Competitor	Nat Com	class	Type	Model	Year	Time	Gap	Laps	Speed
1	6	MIDDLEHURST Andy		CLASSIC TEAM LOTUS LTD		3	LOTUS	25 (CLIMAX)	1962	1:50.547		14	108,67
2	7	SHAW Mark		SHAW Mark		2	LOTUS	21 (CLIMAX)	1961	1:50.568	+0.021	14	108,64
3	4	COLASACCO Joseph		AURIANA Lawrence		3	FERRARI	1512	1964	1:50.985	+0.438	14	108,24
4	5	WILLIS Andy		WILLIS Andy		3	BRM	P578	1962	1:53.423	+2.876	14	105,91
5	25	DRAKE Christopher		DRAKE Christopher		2	COOPER	T71/T73 (FORD)	1964	1:55.018	+4.471	13	104,44
6	22	HALUSA Lukas		HALUSA Martin		3	BRABHAM	BT7 (CLIMAX)	1963	1:55.161	+4.614	12	104,31
7	24	BUHOFER Philipp		BUHOFER Philipp		3	BRM	P261	1964	1:55.786	+5.239	13	103,75
8	8	TAYLOR Nick		TAYLOR Nick		2	LOTUS	18 (CLIMAX)	1960	1:59.025	+8.478	12	100,93
9	32	KUBOTA Katsuaki		KUBOTA Katsuaki		3	LOTUS	24 (CLIMAX)	1962	1:59.148	+8.601	13	100,82
10	15	COLLINS Dan		COLLINS Dan		2	LOTUS	21 (CLIMAX)	1961	1:59.274	+8.727	13	100,71
11	56	CLARK John		CLARK John		2	COOPER	T56 (CLIMAX)	1961	2:00.457	+9.910	13	99,73
12	34	STORTONI Andrea		STORTONI Andrea		2	LOTUS	18 (CLIMAX)	1961	2:00.983	+10.436	12	99,29
13	20	SALISBURY Teifion		SALISBURY Teifion		2	LOTUS	18 (CLIMAX)	1961	2:01.357	+10.810	12	98,99
14	28	MISTER JOHN OF B		MISTER JOHN OF B		3	LOLA	MK4 (CLIMAX)	1962	2:03.745	+13.198	11	97,08
15	1	ROMANO John		ROMANO John		3	BRABHAM	BT11 (CLIMAX)	1964	2:03.811	+13.264	12	97,02
16	19	HOOLE Sidney		HOOLE Sidney		3	COOPER	T66 (CLIMAX)	1963	2:05.153	+14.606	11	95,98

14ème GRAND PRIX DE MONACO HISTORIQUE 2024

SERIE B : Voitures de Grand Prix à moteur arrière, 1500, F1(1961-1965) et F2 (1956-1960)

SERIE B : Rear-engine Grand Prix Cars, 1500, F1 (1961 to 1965) and F2 (1956-1960)

Essais libres / Free Practice Session

CLASSEMENT FINAL DE LA SEANCE / SESSION FINAL CLASSIFICATION

Clé	Num	Pilote	Nat Pil	Concurrent	Nat.Com	Classe	Marque	Modèle	Année	Temps	Ecart	Tours	Vitesse
Rnk	Num	Pilot	Nat Pil	Competitor	Nat Com	class	Type	Model	Year	Time	Gap	Laps	Speed
17	16	MCCARTHY Clinton		MCCARTHY Clinton		2	LOTUS	18 (CLIMAX)	1960	2:05.638	+15.091	9	95,61
18	58	DE GRES Tom		DE GRES Tom		2	BRABHAM	BT14 (FORD)	1965	2:06.340	+15.793	11	95,08
19	52	PUCCINELLI Flavio		PUCCINELLI Flavio		1	COOPER	T53 (CLIMAX)	1960	2:07.151	+16.604	12	94,47
20	9	MICHAEL Costas		MICHAEL Costas		3	COOPER	T73 (CLIMAX)	1964	2:07.377	+16.830	11	94,31
21	44	TIMMS Jason		TIMMS Jason		2	COOPER	T53 (CLIMAX)	1961	2:08.263	+17.716	12	93,66
22	21	STAES Erik		STAES Erik		2	LOTUS	18/21 (CLIMAX)	1961	2:09.160	+18.613	12	93,01
23	18	HANN Elliott		HANN Elliott		1	COOPER	T41 (CLIMAX)	1957	2:09.197	+18.650	12	92,98
24	46	DELBENE Kurt		DELBENE Kurt		3	BRP	64 (BRM)	1964	2:11.358	+20.811	11	91,45
25	14	WILSON Richard		WILSON Richard		3	COOPER	T60 (CLIMAX)	1962	2:11.684	+21.137	8	91,22
26	80	BONNY Philippe		BONNY Philippe		2	BRABHAM	BT2 (FORD)	1963	2:11.740	+21.193	5	91,18
27	50	HAGAN James		HAGAN James		1	LOTUS	18 (CLIMAX)	1960	2:12.932	+22.385	11	90,37
28	23	JOEBSTL Stephan		JOEBSTL Stephan		3	LOTUS	24 (CLIMAX)	1962	2:15.843	+25.296	2	88,43
29	2	BURATTI Federico		BURATTI Federico		3	LOTUS	24 (BRM)	1962	2:17.570	+27.023	4	87,32
30	35	ELLISON Julian		ELLISON Julian		2	ASSEGAI	F1 (ALFA-ROMEO)	1961	2:18.474	+27.927	11	86,75
31	12	TIZZARD Stuart		TIZZARD Stuart		1	COOPER	T43 (CLIMAX)	1957	2:19.858	+29.311	9	85,89

Non Qualifiés / Not Qualified - Limit = 2:23.711

32	48	PULLEYN Robert		PULLEYN Robert		2	LOTUS	18 (CLIMAX)	1960	2:24.341	+33.794	6	83,22
33	54	CAJANI Marco		CAJANI Marco		2	DE TOMASO	F1 (ALFA CONRERO)	1961	2:25.470	+34.923	9	82,58

DECISION N°1

N24 : Annulation du meilleur temps de la séance / Cancellation of the best lap time of the free practice

Commission Sportive

JF. Calmes / C. Geoffroy / D. Migeon / C. Plasseraud, 10/05/2024, 15:43:03





Cl	Num	Pilote	Nat Pil	Concurrent	Nat.Com	Classe	Marque	Modèle	Année	Temps	Ecart	Tours	Vitesse
Rnk	Num	Pilot	Nat Pil	Competitor	Nat Com	class	Type	Model	Year	Time	Gap	Laps	Speed
1	6	MIDDLEHURST Andy		CLASSIC TEAM LOTUS LTD		3	LOTUS	25 (CLIMAX)	1962	1:48.088		12	111,14
2	7	SHAW Mark		SHAW Mark		2	LOTUS	21 (CLIMAX)	1961	1:49.641	+1.553	13	109,56
3	4	COLASACCO Joseph		AURIANA Lawrence		3	FERRARI	1512	1964	1:51.949	+3.861	13	107,30
4	22	HALUSA Lukas		HALUSA Martin		3	BRABHAM	BT7 (CLIMAX)	1963	1:53.241	+5.153	12	106,08
5	24	BUHOFER Philipp		BUHOFER Philipp		3	BRM	P261	1964	1:54.255	+6.167	12	105,14
6	25	DRAKE Christopher		DRAKE Christopher		2	COOPER	T71/T73 (FORD)	1964	1:54.555	+6.467	13	104,86
7	34	STORTONI Andrea		STORTONI Andrea		2	LOTUS	18 (CLIMAX)	1961	1:56.675	+8.587	11	102,96
8	8	TAYLOR Nick		TAYLOR Nick		2	LOTUS	18 (CLIMAX)	1960	1:56.874	+8.786	12	102,78
9	5	WILLIS Andy		WILLIS Andy		3	BRM	P578	1962	1:57.116	+9.028	7	102,57
10	15	COLLINS Dan		COLLINS Dan		2	LOTUS	21 (CLIMAX)	1961	1:57.135	+9.047	10	102,55
11	23	JOEBSTL Stephan		JOEBSTL Stephan		3	LOTUS	24 (CLIMAX)	1962	1:59.356	+11.268	13	100,65
12	28	MISTER JOHN OF B		MISTER JOHN OF B		3	LOLA	MK4 (CLIMAX)	1962	2:00.316	+12.228	11	99,84
13	50	HAGAN James		HAGAN James		1	LOTUS	18 (CLIMAX)	1960	2:00.715	+12.627	11	99,51
14	20	SALISBURY Teifion		SALISBURY Teifion		2	LOTUS	18 (CLIMAX)	1961	2:00.918	+12.830	12	99,34
15	32	KUBOTA Katsuaki		KUBOTA Katsuaki		3	LOTUS	24 (CLIMAX)	1962	2:01.217	+13.129	4	99,10
16	56	CLARK John		CLARK John		2	COOPER	T56 (CLIMAX)	1961	2:01.354	+13.266	12	98,99
17	1	ROMANO John		ROMANO John		3	BRABHAM	BT11 (CLIMAX)	1964	2:01.766	+13.678	12	98,65
18	44	TIMMS Jason		TIMMS Jason		2	COOPER	T53 (CLIMAX)	1961	2:01.831	+13.743	5	98,60
19	2	BURATTI Federico		BURATTI Federico		3	LOTUS	24 (BRM)	1962	2:02.366	+14.278	11	98,17
20	16	MCCARTHY Clinton		MCCARTHY Clinton		2	LOTUS	18 (CLIMAX)	1960	2:02.455	+14.367	12	98,10

14ème GRAND PRIX DE MONACO HISTORIQUE 2024

SERIE B : Voitures de Grand Prix à moteur arrière, 1500, F1(1961-1965) et F2 (1956-1960)

SERIE B : Rear-engine Grand Prix Cars, 1500, F1 (1961 to 1965) and F2 (1956-1960)

Essais Qualificatifs / Qualifying Practice Session

CLASSEMENT FINAL DE LA SEANCE / SESSION FINAL CLASSIFICATION

Cl	Num	Pilote	Nat Pil	Concurrent	Nat.Com	Classe	Marque	Modèle	Année	Temps	Ecart	Tours	Vitesse
Rnk	Num	Pilot	Nat Pil	Competitor	Nat Com	class	Type	Model	Year	Time	Gap	Laps	Speed
21	58	DE GRES Tom		DE GRES Tom		2	BRABHAM	BT14 (FORD)	1965	2:03.403	+15.315	11	97,34
22	46	DELBENE Kurt		DELBENE Kurt		3	BRP	64 (BRM)	1964	2:03.427	+15.339	10	97,33
23	19	HOOLE Sidney		HOOLE Sidney		3	COOPER	T66 (CLIMAX)	1963	2:03.500	+15.412	9	97,27
24	52	PUCCINELLI Flavio		PUCCINELLI Flavio		1	COOPER	T53 (CLIMAX)	1960	2:04.466	+16.378	11	96,51
25	9	MICHAEL Costas		MICHAEL Costas		3	COOPER	T73 (CLIMAX)	1964	2:05.187	+17.099	5	95,96
26	21	STAES Erik		STAES Erik		2	LOTUS	18/21 (CLIMAX)	1961	2:05.502	+17.414	11	95,72
27	18	HANN Elliott		HANN Elliott		1	COOPER	T41 (CLIMAX)	1957	2:05.764	+17.676	11	95,52
28	48	PULLEYN Robert		PULLEYN Robert		2	LOTUS	18 (CLIMAX)	1960	2:11.285	+23.197	11	91,50
29	35	ELLISON Julian		ELLISON Julian		2	ASSEGAI	F1 (ALFA-ROMEO)	1961	2:13.249	+25.161	10	90,15
30	12	TIZZARD Stuart		TIZZARD Stuart		1	COOPER	T43 (CLIMAX)	1957	2:14.639	+26.551	11	89,22

Non Qualifiés / Not Qualified - Limit = 2:20.514

31	54	CAJANI Marco		CAJANI Marco		2	DE TOMASO	F1 (ALFA CONRERO)	1961	2:33.672	+45.584	9	78,17
----	----	--------------	--	--------------	--	---	-----------	-------------------	------	----------	---------	---	-------

Non-Partants / DNSs

14	WILSON Richard		WILSON Richard		3	COOPER	T60 (CLIMAX)	1962
80	BONNY Philippe		BONNY Philippe		2	BRABHAM	BT2 (FORD)	1963

N2 . Track limit (chicane) / Franchissement limite de piste (chicane) cancelled time / Temps annulé 2.10:755 Lap/ Tour 4

N2 . Track limit (chicane) / Franchissement limite de piste (chicane) cancelled time / Temps annulé 2.32:724 Lap/ Tour 11

N12 . Track limit (chicane) / Franchissement limite de piste (chicane) cancelled time / Temps annulé 2.10:834 Lap/ Tour 10

N19 . Track limit (chicane) / Franchissement limite de piste (chicane) cancelled time / Temps annulé 2.01:811 Lap/ Tour 9

N20 . Track limit (chicane) / Franchissement limite de piste (chicane) cancelled time / Temps annulé 1.59:916 Lap/ Tour 9

N20 . Track limit (chicane) / Franchissement limite de piste (chicane) cancelled time / Temps annulé 1.58:745 Lap/ Tour 10

14ème GRAND PRIX DE MONACO HISTORIQUE 2024
SERIE B : Voitures de Grand Prix à moteur arrière, 1500, F1 (1961-1965) et F2 (1956-1960)
SERIE B : Rear-engine Grand Prix Cars, 1500, F1 (1961 to 1965) and F2 (1956-1960)
Essais Qualificatifs / Qualifying Practice Session
CLASSEMENT FINAL DE LA SEANCE / SESSION FINAL CLASSIFICATION

N23 . Track limit (chicane) / Franchissement limite de piste (chicane) cancelled time / Temps annulé 1.54:390 Lap/ Tour 9
N50 . Track limit (chicane) / Franchissement limite de piste (chicane) cancelled time / Temps annulé 2.04:833 Lap/ Tour 4
N56 . Track limit (chicane) / Franchissement limite de piste (chicane) cancelled time / Temps annulé 2.02:645 Lap/ Tour 9
N56 . Track limit (chicane) / Franchissement limite de piste (chicane) cancelled time / Temps annulé 2.01:878 Lap/ Tour 10
N56 . Track limit (chicane) / Franchissement limite de piste (chicane) cancelled time / Temps annulé 2.03:094 Lap/ Tour 12

Décision 2:

Crossed twice the yellow line at the pit exit /Franchissement 2 fois de la ligne jaune sortie pit lane.

N54: Cancellation of the 2 best laps times / Annulation des 2 meilleurs temps

***2.21:792 tour / lap 4**

***2.28:421 tour/ lap 7**

Décision 3:

N7: Causing a collision with car 35 at turn 13 /Cause collision avec N35 au virage 13

Drop of 3 grid positions for the race / Recul de 3 places sur la grille de départ de la course

Commission Sportive

JF. Calmes / C. Geffroy / D. Migeon / C. Plasseraud, 11/05/2024, 13:55:37





Num	Nom pilote	Heure	Secteur 1	Secteur 2	Secteur 3	Tour	Temps
Num		Hour	Sector 1	Sector 2	Sector 3	Lap	Time

Num	Nom pilote	Heure	Secteur 1	Secteur 2	Secteur 3	Tour	Temps
Num		Hour	Sector 1	Sector 2	Sector 3	Lap	Time

1 ROMANO John

1	ROMANO	[IN]					START
1	ROMANO	49.417				1	
1	ROMANO	3:11.767	42.347	1:09.452	30.551	2	2:22.350
1	ROMANO	5:18.690	34.918	1:03.921	28.084	3	2:06.923
1	ROMANO	7:27.243	33.382	1:06.322	28.849	4	2:08.553
1	ROMANO	9:31.979	32.533	1:04.939	27.264	5	2:04.736
		10:40.810					RED FLAG
1	ROMANO	[IN] 11:56.880	32.962	1:25.143	26.796	5	
		32:59.768					START
1	ROMANO	10:54.718				6	
1	ROMANO	13:10.034	37.808	1:08.987	28.521	7	2:15.316
1	ROMANO	15:14.303	33.692	1:03.683	26.894	8	2:04.269
1	ROMANO	17:19.514	32.550	1:03.146	29.515	9	2:05.211
1	ROMANO	19:21.825	32.372	1:02.259	27.680	10	2:02.311
1	ROMANO	21:23.591	33.093	1:01.814	26.859	11	2:01.766
		23:18.159					FCY FLAG
1	ROMANO	23:32.298	32.262	1:03.656	32.789	12	2:08.707
		23:47.710					RED FLAG
		28:54.991					START
		23:48.017					FINISH

2 BURATTI Federico

2	BURATTI	[IN]					START
2	BURATTI	56.814				1	
2	BURATTI	3:20.291	42.452	1:11.622	29.403	2	2:23.477
2	BURATTI	5:36.078	38.816	1:08.362	28.609	3	2:15.787
2	BURATTI	7:46.833	33.602	1:08.420	28.733	4	2:10.755
2	BURATTI	9:51.059	32.984	1:03.747	27.495	5	2:04.226
		10:40.810					RED FLAG
2	BURATTI	[IN] 12:50.837	35.368	1:51.607	32.803	5	
		32:59.768					START
2	BURATTI	11:05.379				6	
2	BURATTI	13:30.125	41.595	1:14.444	28.707	7	2:24.746
2	BURATTI	15:40.184	33.897	1:06.110	30.052	8	2:10.059
2	BURATTI	17:42.550	32.798	1:02.247	27.321	9	2:02.366
2	BURATTI	19:45.902	32.391	1:03.077	27.884	10	2:03.352
2	BURATTI	22:18.626	51.588	4:08.444	32.695	11	2:32.724
		23:18.159					FCY FLAG
		23:47.710					RED FLAG
2	BURATTI	[IN] 25:50.508	1:01.525	1:56.091	34.266	11	
		28:54.991					START
		23:48.017					FINISH

14ème GRAND PRIX DE MONACO HISTORIQUE 2024
 SERIE B : Voitures de Grand Prix à moteur arrière, 1500, F1(1961-1965) et F2 (1956-1960)
 SERIE B : Rear-engine Grand Prix Cars, 1500, F1 (1961 to 1965) and F2 (1956-1960)
 Essais Qualificatifs / Qualifying Practice Session
 Historique / Records

Num	Nom pilote	Heure	Secteur 1	Secteur 2	Secteur 3	Tour	Temps
Num		Hour	Sector 1	Sector 2	Sector 3	Lap	Time

Num	Nom pilote	Heure	Secteur 1	Secteur 2	Secteur 3	Tour	Temps
Num		Hour	Sector 1	Sector 2	Sector 3	Lap	Time

4 COLASACCO Joseph

4	COLASACCO	[IN]					
							START
4	COLASACCO	38.793				1	
4	COLASACCO	2:50.903	39.800	1:06.022	26.288	2	2:12.110
4	COLASACCO	4:46.973	30.493	58.966	26.611	3	1:56.070
4	COLASACCO	6:39.314	29.498	56.680	26.163	4	1:52.341
4	COLASACCO	8:31.263	29.624	57.546	24.779	5	1:51.949
4	COLASACCO	10:23.489	29.300	57.286	25.640	6	1:52.226
		10:40.810					RED FLAG
4	COLASACCO	[IN] 13:07.547	34.999	1:37.123	31.936	6	
		32:59.768					START
4	COLASACCO	11:15.615				7	
4	COLASACCO	13:27.240	36.940	1:07.684	27.001	8	2:11.625
4	COLASACCO	15:21.630	29.936	59.299	25.155	9	1:54.390
4	COLASACCO	17:19.546	31.176	59.540	27.200	10	1:57.916
4	COLASACCO	19:14.769	29.798	59.855	25.570	11	1:55.223
4	COLASACCO	21:07.281	29.064	58.844	24.604	12	1:52.512
4	COLASACCO	23:07.524	33.460	1:00.126	26.657	13	2:00.243
		23:18.159					FCY FLAG
		23:47.710					RED FLAG
4	COLASACCO	[IN] 25:59.362	36.365	1:41.357	34.116	13	
		28:54.991					START
		23:48.017					FINISH

5 WILLIS Andy

5	WILLIS	[IN]					
							START
5	WILLIS	40.792				1	
5	WILLIS	2:52.200	38.269	1:06.466	26.673	2	2:11.408
5	WILLIS	4:49.316	31.853	58.805	26.458	3	1:57.116
5	WILLIS	[IN] 6:35.660	32.610	58.291	15.443	3	
5	WILLIS	9:28.380				4	
		10:40.810					RED FLAG
5	WILLIS	[IN] 11:59.578	37.236	1:28.347	25.615	4	
		32:59.768					START
5	WILLIS	10:56.224				5	
5	WILLIS	13:08.897	36.808	1:07.671	28.194	6	2:12.673
5	WILLIS	15:13.389	33.132	1:03.267	28.093	7	2:04.492
5	WILLIS	[IN] 17:04.208	32.235	1:01.225	17.359	7	
		23:18.159					FCY FLAG
		23:47.710					RED FLAG
		28:54.991					START
		23:48.017					FINISH
5	WILLIS	[IN] 28:03.657				7	

6 MIDDLEHURST Andy

6	MIDDLEHURST	[IN]					
---	-------------	------	--	--	--	--	--

14ème GRAND PRIX DE MONACO HISTORIQUE 2024
 SERIE B : Voitures de Grand Prix à moteur arrière, 1500, F1(1961-1965) et F2 (1956-1960)
 SERIE B : Rear-engine Grand Prix Cars, 1500, F1 (1961 to 1965) and F2 (1956-1960)
 Essais Qualificatifs / Qualifying Practice Session
 Historique / Records

Num	Nom pilote	Heure	Secteur 1	Secteur 2	Secteur 3	Tour	Temps
Num		Hour	Sector 1	Sector 2	Sector 3	Lap	Time
							START
6	MIDDLEHURST	13.565				1	
6	MIDDLEHURST	2:23.686	38.067	1:04.304	27.750	2	2:10.121
6	MIDDLEHURST	4:14.888	29.740	55.844	25.618	3	1:51.202
6	MIDDLEHURST	6:06.763	29.617	55.079	27.179	4	1:51.875
6	MIDDLEHURST	7:58.721	29.878	57.164	24.916	5	1:51.958
6	MIDDLEHURST	9:56.837	29.861	1:02.073	26.182	6	1:58.116
							10:40.810 RED FLAG
6	MIDDLEHURST	[IN] 12:14.898	29.326	1:25.934	22.801	6	
							32:59.768 START
6	MIDDLEHURST	12:08.784				7	
6	MIDDLEHURST	14:24.734	40.489	1:08.335	27.126	8	2:15.950
6	MIDDLEHURST	16:22.840	29.669	1:01.405	27.032	9	1:58.106
6	MIDDLEHURST	18:12.320	28.790	55.365	25.325	10	1:49.480
6	MIDDLEHURST	20:00.408	28.632	55.258	24.198	11	1:48.088
6	MIDDLEHURST	21:50.262	29.580	55.921	24.353	12	1:49.854
							23:18.159 FCY FLAG
							23:47.710 RED FLAG
6	MIDDLEHURST	[IN] 23:55.377	30.409	1:14.795	19.911	12	
							28:54.991 START
							23:48.017 FINISH

Num	Nom pilote	Heure	Secteur 1	Secteur 2	Secteur 3	Tour	Temps
Num		Hour	Sector 1	Sector 2	Sector 3	Lap	Time
							START
7	SHAW	7.008				1	
7	SHAW	2:06.495	35.071	59.206	25.210	2	1:59.487
7	SHAW	4:00.301	29.749	58.509	25.548	3	1:53.806
7	SHAW	6:19.901	29.675	56.638	53.287	4	2:19.600
7	SHAW	8:11.276	30.135	56.536	24.704	5	1:51.375
7	SHAW	10:02.156	30.116	56.113	24.651	6	1:50.880
							10:40.810 RED FLAG
7	SHAW	[IN] 12:54.959	31.351	1:47.561	33.891	6	
							32:59.768 START
7	SHAW	11:07.598				7	
7	SHAW	13:09.933	35.398	1:01.175	25.762	8	2:02.335
7	SHAW	15:08.605	32.375	1:00.646	25.651	9	1:58.672
7	SHAW	16:58.648	29.404	56.350	24.289	10	1:50.043
7	SHAW	18:50.016	29.436	57.167	24.765	11	1:51.368
7	SHAW	20:39.657	29.345	55.552	24.744	12	1:49.641
7	SHAW	22:55.686	29.071	1:18.919	28.039	13	2:16.029
							23:18.159 FCY FLAG
							23:47.710 RED FLAG
7	SHAW	[IN] 25:55.383	32.207	1:51.228	36.262	13	
							28:54.991 START
							23:48.017 FINISH
7	SHAW	[IN] 26:51.672				13	

7 SHAW Mark

7	SHAW	[IN]					
---	------	------	--	--	--	--	--

14ème GRAND PRIX DE MONACO HISTORIQUE 2024
 SERIE B : Voitures de Grand Prix à moteur arrière, 1500, F1(1961-1965) et F2 (1956-1960)
 SERIE B : Rear-engine Grand Prix Cars, 1500, F1 (1961 to 1965) and F2 (1956-1960)
 Essais Qualificatifs / Qualifying Practice Session
 Historique / Records

Num	Nom pilote	Heure	Secteur 1	Secteur 2	Secteur 3	Tour	Temps
Num		Hour	Sector 1	Sector 2	Sector 3	Lap	Time

8 TAYLOR Nick

8	TAYLOR	[IN]					START
8	TAYLOR	50.223				1	
8	TAYLOR	3:07.345	39.280	1:08.821	29.021	2	2:17.122
8	TAYLOR	5:07.631	32.453	1:00.880	26.953	3	2:00.286
8	TAYLOR	7:08.276	32.345	1:01.401	26.899	4	2:00.645
8	TAYLOR	9:09.363	33.036	1:01.668	26.383	5	2:01.087
		10:40.810					RED FLAG
8	TAYLOR	[IN] 11:42.510	31.925	1:36.723	24.499	5	
		32:59.768					START
8	TAYLOR	10:51.810				6	
8	TAYLOR	13:07.996	38.574	1:09.427	28.185	7	2:16.186
8	TAYLOR	15:10.553	33.472	1:02.052	27.033	8	2:02.557
8	TAYLOR	17:07.427	30.982	59.532	26.360	9	1:56.874
8	TAYLOR	19:06.190	31.448	1:00.808	26.507	10	1:58.763
8	TAYLOR	21:04.412	31.305	1:00.455	26.462	11	1:58.222
8	TAYLOR	23:04.894	31.902	1:02.033	26.547	12	2:00.482
		23:18.159					FCY FLAG
		23:47.710					RED FLAG
8	TAYLOR	[IN] 25:58.170	38.481	1:39.712	35.083	12	
		28:54.991					START
		23:48.017					FINISH

Num	Nom pilote	Heure	Secteur 1	Secteur 2	Secteur 3	Tour	Temps
Num		Hour	Sector 1	Sector 2	Sector 3	Lap	Time

9 MICHAEL Costas

9	MICHAEL	[IN]					START
9	MICHAEL	11.435				1	
9	MICHAEL	2:25.757	38.070	1:07.117	29.135	2	2:14.322
9	MICHAEL	4:34.582	34.281	1:05.557	28.987	3	2:08.825
9	MICHAEL	6:39.769	33.304	1:03.961	27.922	4	2:05.187
9	MICHAEL	8:45.902	34.577	1:03.823	27.733	5	2:06.133
		10:40.810					RED FLAG
		32:59.768					START
		23:18.159					FCY FLAG
		23:47.710					RED FLAG
		28:54.991					START
		23:48.017					FINISH

12 TIZZARD Stuart

12	TIZZARD	[IN]					START
12	TIZZARD	1:05.314				1	
12	TIZZARD	3:32.841	44.799	1:12.073	30.655	2	2:27.527
12	TIZZARD	5:49.424	36.057	1:10.519	30.007	3	2:16.583
12	TIZZARD	8:04.585	35.256	1:09.132	30.773	4	2:15.161

14ème GRAND PRIX DE MONACO HISTORIQUE 2024
 SERIE B : Voitures de Grand Prix à moteur arrière, 1500, F1(1961-1965) et F2 (1956-1960)
 SERIE B : Rear-engine Grand Prix Cars, 1500, F1 (1961 to 1965) and F2 (1956-1960)
 Essais Qualificatifs / Qualifying Practice Session
 Historique / Records

Num	Nom pilote	Heure	Secteur 1	Secteur 2	Secteur 3	Tour	Temps
Num		Hour	Sector 1	Sector 2	Sector 3	Lap	Time
12	TIZZARD	10:23.863	38.787	1:09.628	30.863	5	2:19.278
		10:40.810					RED FLAG
12	TIZZARD [IN]	13:24.889	48.294	1:44.225	28.507	5	
		32:59.768					START
12	TIZZARD	11:17.401				6	
12	TIZZARD	13:42.671	41.071	1:13.725	30.474	7	2:25.270
12	TIZZARD	15:59.047	37.493	1:09.251	29.632	8	2:16.376
12	TIZZARD	18:14.437	35.065	1:08.553	31.772	9	2:15.390
12	TIZZARD	20:25.271	36.178	1:05.163	29.493	10	2:10.834
12	TIZZARD	22:39.910	36.294	1:08.438	29.907	11	2:14.639
		23:18.159					FCY FLAG
		23:47.710					RED FLAG
12	TIZZARD [IN]	25:53.205	41.616	1:56.166	35.513	11	
		28:54.991					START
		23:48.017					FINISH
12	TIZZARD [IN]	27:35.144				11	

15 COLLINS Dan

15	COLLINS [IN]						START
15	COLLINS	43.958				1	
15	COLLINS	2:58.720	38.370	1:07.635	28.757	2	2:14.762
15	COLLINS	5:01.325	34.376	1:00.361	27.868	3	2:02.605

Num	Nom pilote	Heure	Secteur 1	Secteur 2	Secteur 3	Tour	Temps
Num		Hour	Sector 1	Sector 2	Sector 3	Lap	Time
15	COLLINS	7:00.201	32.511	59.571	26.794	4	1:58.876
15	COLLINS	8:58.584	31.594	1:00.133	26.656	5	1:58.383
		10:40.810					RED FLAG
15	COLLINS [IN]	11:30.457	32.739	1:34.641	24.493	5	
		32:59.768					START
15	COLLINS	10:48.449				6	
15	COLLINS	12:59.252	37.746	1:03.033	30.024	7	2:10.803
15	COLLINS	14:57.214	32.074	59.372	26.516	8	1:57.962
15	COLLINS	16:54.349	31.082	59.788	26.265	9	1:57.135
15	COLLINS	19:00.813	30.992	1:08.310	27.162	10	2:06.464
15	COLLINS [IN]	22:02.778	32.626	2:07.578	21.761	10	
		23:18.159					FCY FLAG
		23:47.710					RED FLAG
		28:54.991					START
		23:48.017					FINISH

16 MCCARTHY Clinton

16	MCCARTHY [IN]						START
16	MCCARTHY	37.569				1	
16	MCCARTHY	2:55.276	40.529	1:08.064	29.114	2	2:17.707
16	MCCARTHY	5:01.981	33.192	1:04.407	29.106	3	2:06.705
16	MCCARTHY	7:05.200	32.803	1:02.825	27.591	4	2:03.219

14ème GRAND PRIX DE MONACO HISTORIQUE 2024
 SERIE B : Voitures de Grand Prix à moteur arrière, 1500, F1(1961-1965) et F2 (1956-1960)
 SERIE B : Rear-engine Grand Prix Cars, 1500, F1 (1961 to 1965) and F2 (1956-1960)
 Essais Qualificatifs / Qualifying Practice Session
 Historique / Records

Num	Nom pilote	Heure	Secteur 1	Secteur 2	Secteur 3	Tour	Temps
Num		Hour	Sector 1	Sector 2	Sector 3	Lap	Time
16	MCCARTHY	9:11.733	32.561	1:06.334	27.638	5	2:06.533
		10:40.810					RED FLAG
16	MCCARTHY	[IN] 11:40.989	34.800	1:26.597	27.859	5	
		32:59.768					START
16	MCCARTHY	10:50.397				6	
16	MCCARTHY	13:09.767	39.658	1:09.532	30.180	7	2:19.370
16	MCCARTHY	15:13.817	33.059	1:03.315	27.676	8	2:04.050
16	MCCARTHY	17:16.272	32.305	1:02.386	27.764	9	2:02.455
16	MCCARTHY	19:19.333	31.648	1:03.632	27.781	10	2:03.061
16	MCCARTHY	21:22.130	31.691	1:03.657	27.449	11	2:02.797
		23:18.159					FCY FLAG
16	MCCARTHY	23:30.080	31.672	1:04.824	31.454	12	2:07.950
		23:47.710					RED FLAG
16	MCCARTHY	[IN] 26:03.246	43.135	1:17.928	32.103	12	
		28:54.991					START
		23:48.017					FINISH
16	MCCARTHY	[IN] 26:11.912				12	

18 HANN Elliott

18	HANN	[IN]					
							START
18	HANN	1:24.175				1	
18	HANN	3:52.120	43.187	1:14.982	29.776	2	2:27.945

Num	Nom pilote	Heure	Secteur 1	Secteur 2	Secteur 3	Tour	Temps
Num		Hour	Sector 1	Sector 2	Sector 3	Lap	Time
18	HANN	6:07.087	34.755	1:06.436	33.776	3	2:14.967
18	HANN	8:21.550	36.642	1:08.466	29.355	4	2:14.463
18	HANN	10:31.986	35.749	1:06.190	28.497	5	2:10.436
		10:40.810					RED FLAG
18	HANN	[IN] 13:29.193	47.543	1:41.093	28.571	5	
		32:59.768					START
18	HANN	11:33.822				6	
18	HANN	14:00.008	46.368	1:11.337	28.481	7	2:26.186
18	HANN	16:05.772	33.555	1:04.355	27.854	8	2:05.764
18	HANN	18:12.075	33.587	1:03.957	28.759	9	2:06.303
18	HANN	20:18.840	33.401	1:04.707	28.657	10	2:06.765
18	HANN	22:24.982	33.073	1:03.405	29.664	11	2:06.142
		23:18.159					FCY FLAG
		23:47.710					RED FLAG
18	HANN	[IN] 25:28.427	55.221	1:35.679	32.545	11	
		28:54.991					START
		23:48.017					FINISH
18	HANN	[IN] 28:24.542				11	

19 HOOLE Sidney

19	HOOLE	[IN]					
							START
19	HOOLE	52.208				1	

14ème GRAND PRIX DE MONACO HISTORIQUE 2024
 SERIE B : Voitures de Grand Prix à moteur arrière, 1500, F1(1961-1965) et F2 (1956-1960)
 SERIE B : Rear-engine Grand Prix Cars, 1500, F1 (1961 to 1965) and F2 (1956-1960)
 Essais Qualificatifs / Qualifying Practice Session
 Historique / Records

Num	Nom pilote	Heure	Secteur 1	Secteur 2	Secteur 3	Tour	Temps
Num		Hour	Sector 1	Sector 2	Sector 3	Lap	Time
19	HOOLE	3:10.834			31.130	2	2:18.626
19	HOOLE	5:17.808			28.288	3	2:06.974
19	HOOLE	7:24.823			27.725	4	2:07.015
19	HOOLE	9:28.323			27.742	5	2:03.500
		10:40.810					RED FLAG
19	HOOLE	[IN] 11:51.532			25.903	5	
		32:59.768					START
19	HOOLE	10:52.956				6	
19	HOOLE	13:07.313			28.289	7	2:14.357
19	HOOLE	15:10.984			28.292	8	2:03.671
19	HOOLE	17:12.795			27.563	9	2:01.811
19	HOOLE	[IN] 19:08.148			19.544	9	
		23:18.159					FCY FLAG
		23:47.710					RED FLAG
		28:54.991					START
		23:48.017					FINISH

20 SALISBURY Teifion

20	SALISBURY	[IN]					
							START
20	SALISBURY	44.971				1	
20	SALISBURY	3:03.026	39.252	1:10.692	28.111	2	2:18.055
20	SALISBURY	5:07.258	33.303	1:03.607	27.322	3	2:04.232

Num	Nom pilote	Heure	Secteur 1	Secteur 2	Secteur 3	Tour	Temps
Num		Hour	Sector 1	Sector 2	Sector 3	Lap	Time
20	SALISBURY	7:10.730	32.039	1:03.814	27.619	4	2:03.472
20	SALISBURY	9:13.321	32.312	1:02.661	27.618	5	2:02.591
		10:40.810					RED FLAG
20	SALISBURY	[IN] 11:32.597	33.648	1:21.597	24.031	5	
		32:59.768					START
20	SALISBURY	10:49.385				6	
20	SALISBURY	13:02.366	40.088	1:05.276	27.617	7	2:12.981
20	SALISBURY	15:04.049	32.313	1:02.543	26.827	8	2:01.683
20	SALISBURY	17:03.965	32.430	1:01.069	26.717	9	1:59.916
20	SALISBURY	19:02.710	34.563	1:00.046	27.136	10	1:58.745
20	SALISBURY	21:03.628	31.872	1:02.253	26.793	11	2:00.918
20	SALISBURY	23:07.661	32.115	1:04.202	27.716	12	2:04.033
		23:18.159					FCY FLAG
		23:47.710					RED FLAG
20	SALISBURY	[IN] 26:01.490	36.929	1:42.197	34.703	12	
		28:54.991					START
		23:48.017					FINISH

21 STAES Erik

21	STAES	[IN]					
							START
21	STAES	53.366				1	
21	STAES	3:12.654	41.350	1:07.357	30.581	2	2:19.288

14ème GRAND PRIX DE MONACO HISTORIQUE 2024
 SERIE B : Voitures de Grand Prix à moteur arrière, 1500, F1(1961-1965) et F2 (1956-1960)
 SERIE B : Rear-engine Grand Prix Cars, 1500, F1 (1961 to 1965) and F2 (1956-1960)
 Essais Qualificatifs / Qualifying Practice Session
 Historique / Records

Num	Nom pilote	Heure	Secteur 1	Secteur 2	Secteur 3	Tour	Temps	
Num		Hour	Sector 1	Sector 2	Sector 3	Lap	Time	
21	STAES	5:24.513	34.771	1:08.207	28.881	3	2:11.859	
21	STAES	7:32.296	33.864	1:05.074	28.845	4	2:07.783	
21	STAES	9:39.286	33.641	1:04.883	28.466	5	2:06.990	
							10:40.810	RED FLAG
21	STAES	[IN] 12:07.408	35.238	1:26.142	26.742	5		
							32:59.768	START
21	STAES	10:58.349				6		
21	STAES	13:17.386	38.477	1:12.188	28.372	7	2:19.037	
21	STAES	15:26.267	33.448	1:07.113	28.320	8	2:08.881	
21	STAES	17:33.483	32.775	1:03.943	30.498	9	2:07.216	
21	STAES	19:38.985	33.762	1:04.041	27.699	10	2:05.502	
21	STAES	21:46.553	34.023	1:05.411	28.134	11	2:07.568	
							23:18.159	FCY FLAG
							23:47.710	RED FLAG
21	STAES	24:04.238	33.512	1:04.443	39.730	11		
							28:54.991	START
							23:48.017	FINISH

22 HALUSA Lukas

22	HALUSA	[IN]					
							START
22	HALUSA	8.464				1	
22	HALUSA	2:15.132	36.167	1:03.484	27.017	2	2:06.668

Num	Nom pilote	Heure	Secteur 1	Secteur 2	Secteur 3	Tour	Temps	
Num		Hour	Sector 1	Sector 2	Sector 3	Lap	Time	
22	HALUSA	4:12.072	30.919	59.590	26.431	3	1:56.940	
22	HALUSA	6:10.290	32.699	58.131	27.388	4	1:58.218	
22	HALUSA	8:05.549	31.578	58.281	25.400	5	1:55.259	
22	HALUSA	10:09.072	33.676	1:02.757	27.090	6	2:03.523	
							10:40.810	RED FLAG
22	HALUSA	[IN] 13:00.035	35.756	1:40.665	34.542	6		
							32:59.768	START
22	HALUSA	12:39.289				7		
22	HALUSA	14:41.371	35.361	1:00.882	25.839	8	2:02.082	
22	HALUSA	16:58.338	29.391	1:22.332	25.244	9	2:16.967	
22	HALUSA	18:53.211	30.868	58.612	25.393	10	1:54.873	
22	HALUSA	20:46.452	29.294	57.807	26.140	11	1:53.241	
22	HALUSA	22:41.393	28.829	58.858	27.254	12	1:54.941	
							23:18.159	FCY FLAG
							23:47.710	RED FLAG
22	HALUSA	[IN] 25:17.862	34.223	1:32.981	29.265	12		
							28:54.991	START
							23:48.017	FINISH
22	HALUSA	[IN] 27:41.965				12		

23 JOEBSTL Stephan

23	JOEBSTL	[IN]					
							START

14ème GRAND PRIX DE MONACO HISTORIQUE 2024
 SERIE B : Voitures de Grand Prix à moteur arrière, 1500, F1(1961-1965) et F2 (1956-1960)
 SERIE B : Rear-engine Grand Prix Cars, 1500, F1 (1961 to 1965) and F2 (1956-1960)
 Essais Qualificatifs / Qualifying Practice Session
 Historique / Records

Num	Nom pilote	Heure	Secteur 1	Secteur 2	Secteur 3	Tour	Temps
Num		Hour	Sector 1	Sector 2	Sector 3	Lap	Time
23	JOEBSTL	10.618				1	
23	JOEBSTL	2:15.803	37.100	1:01.397	26.688	2	2:05.185
23	JOEBSTL	4:15.159	33.086	1:00.019	26.251	3	1:59.356
23	JOEBSTL	6:17.237	33.100	1:01.781	27.197	4	2:02.078
23	JOEBSTL	8:17.895	32.326	1:01.550	26.782	5	2:00.658
23	JOEBSTL	10:18.892	32.325	1:01.805	26.867	6	2:00.997
		10:40.810					RED FLAG
23	JOEBSTL	[IN] 13:05.206	37.427	1:36.152	32.735	6	
		32:59.768					START
23	JOEBSTL	11:11.223				7	
23	JOEBSTL	13:20.622	37.925	1:04.671	26.803	8	2:09.399
23	JOEBSTL	15:21.409	31.812	1:02.048	26.927	9	2:00.787
23	JOEBSTL	17:21.809	32.033	1:01.674	26.693	10	2:00.400
23	JOEBSTL	19:23.910	31.865	1:01.999	28.237	11	2:02.101
23	JOEBSTL	21:31.201	37.442	1:03.125	26.724	12	2:07.291
		23:18.159					FCY FLAG
23	JOEBSTL	23:40.775	32.067	1:02.692	34.815	13	2:09.574
		23:47.710					RED FLAG
		28:54.991					START
		23:48.017					FINISH

Num	Nom pilote	Heure	Secteur 1	Secteur 2	Secteur 3	Tour	Temps
Num		Hour	Sector 1	Sector 2	Sector 3	Lap	Time
							START
24	BUHOFER	7.609				1	
24	BUHOFER	2:09.664	36.397	59.238	26.420	2	2:02.055
24	BUHOFER	4:07.465	31.573	58.606	27.622	3	1:57.801
24	BUHOFER	6:06.517	32.334	57.620	29.098	4	1:59.052
24	BUHOFER	8:00.772	29.982	58.318	25.955	5	1:54.255
24	BUHOFER	9:58.268	32.107	58.608	26.781	6	1:57.496
		10:40.810					RED FLAG
24	BUHOFER	[IN] 12:53.340	30.319	1:51.042	33.711	6	
		32:59.768					START
24	BUHOFER	11:06.146				7	
24	BUHOFER	13:15.127	37.085	1:04.517	27.379	8	2:08.981
24	BUHOFER	[IN] 15:07.161	30.982	1:03.236	17.816	8	
24	BUHOFER	15:41.993				9	
24	BUHOFER	17:46.682	37.133	1:01.171	26.385	10	2:04.689
24	BUHOFER	19:42.284	29.732	59.124	26.746	11	1:55.602
24	BUHOFER	21:40.123	30.915	1:01.162	25.762	12	1:57.839
		23:18.159					FCY FLAG
		23:47.710					RED FLAG
		28:54.991					START
		23:48.017					FINISH

24 BUHOFER Philipp

24 BUHOFER [IN]

25 DRAKE Christopher

25 DRAKE [IN]



Num	Nom pilote	Heure	Secteur 1	Secteur 2	Secteur 3	Tour	Temps
Num		Hour	Sector 1	Sector 2	Sector 3	Lap	Time
							START
25	DRAKE	9.384				1	
25	DRAKE	2:11.329	36.209	59.631	26.105	2	2:01.945
25	DRAKE	4:30.077	51.429	1:00.095	27.224	3	2:18.748
25	DRAKE	6:26.506	30.722	59.229	26.478	4	1:56.429
25	DRAKE	8:22.688	31.030	58.581	26.571	5	1:56.182
25	DRAKE	10:19.152	30.832	59.708	25.924	6	1:56.464
		10:40.810					RED FLAG
25	DRAKE	[IN] 13:06.468	37.634	1:36.379	33.303	6	
							START
		32:59.768					
25	DRAKE	11:13.509				7	
25	DRAKE	13:20.451	37.241	1:03.508	26.193	8	2:06.942
25	DRAKE	15:18.108	30.790	1:01.004	25.863	9	1:57.657
25	DRAKE	17:18.245	30.422	1:02.799	26.916	10	2:00.137
25	DRAKE	19:12.800	30.003	59.442	25.110	11	1:54.555
25	DRAKE	21:08.504	30.146	1:00.158	25.400	12	1:55.704
25	DRAKE	23:05.484	30.517	1:00.155	26.308	13	1:56.980
		23:18.159					FCY FLAG
		23:47.710					RED FLAG
25	DRAKE	[IN] 25:56.946	36.873	1:37.995	36.594	13	
							START
		28:54.991					
		23:48.017					FINISH
25	DRAKE	[IN] 25:40.764				13	

Num	Nom pilote	Heure	Secteur 1	Secteur 2	Secteur 3	Tour	Temps
Num		Hour	Sector 1	Sector 2	Sector 3	Lap	Time
							START
28	MISTER JOHN OF B	[IN]					
							START
28	MISTER JOHN OF B	42.185				1	
28	MISTER JOHN OF B	2:58.824	38.615	1:08.783	29.241	2	2:16.639
28	MISTER JOHN OF B	5:04.545	35.458	1:02.767	27.496	3	2:05.721
28	MISTER JOHN OF B	7:06.370	32.768	1:01.810	27.247	4	2:01.825
28	MISTER JOHN OF B	9:08.746	32.098	1:02.835	27.443	5	2:02.376
		10:40.810					RED FLAG
28	MISTER JOHN OF B	[IN] 11:28.814	31.758	1:23.611	24.699	5	
							START
		32:59.768					
28	MISTER JOHN OF B	11:12.547				6	
28	MISTER JOHN OF B	13:27.633	38.678	1:08.403	28.005	7	2:15.086
28	MISTER JOHN OF B	15:29.715	32.757	1:02.260	27.065	8	2:02.082
28	MISTER JOHN OF B	17:31.504	31.866	1:02.016	27.907	9	2:01.789
28	MISTER JOHN OF B	19:31.820	31.524	1:01.790	27.002	10	2:00.316
28	MISTER JOHN OF B	21:34.726	32.550	1:02.880	27.476	11	2:02.906
		23:18.159					FCY FLAG
		23:47.710					RED FLAG
28	MISTER JOHN OF B	23:58.162	31.660	1:06.206	45.570	11	
							START
		28:54.991					
		23:48.017					FINISH

14ème GRAND PRIX DE MONACO HISTORIQUE 2024
 SERIE B : Voitures de Grand Prix à moteur arrière, 1500, F1(1961-1965) et F2 (1956-1960)
 SERIE B : Rear-engine Grand Prix Cars, 1500, F1 (1961 to 1965) and F2 (1956-1960)
 Essais Qualificatifs / Qualifying Practice Session
 Historique / Records

Num	Nom pilote	Heure	Secteur 1	Secteur 2	Secteur 3	Tour	Temps
Num		Hour	Sector 1	Sector 2	Sector 3	Lap	Time
32 KUBOTA Katsuaki							
32	KUBOTA	[IN]					START
32	KUBOTA	1:48.872				1	
32	KUBOTA	4:13.502	42.515	1:06.318	35.797	2	2:24.630
32	KUBOTA	6:21.368	36.129	1:03.405	28.332	3	2:07.866
32	KUBOTA	8:22.585	33.313	1:01.106	26.798	4	2:01.217
32	KUBOTA	[IN] 10:30.980	35.390	1:11.329	21.676	4	
		10:40.810					RED FLAG
		32:59.768					START
		23:18.159					FCY FLAG
		23:47.710					RED FLAG
		28:54.991					START
		23:48.017					FINISH
32	KUBOTA	[IN] 27:52.599				4	

34 STORTONI Andrea

34	STORTONI	[IN]					START
34	STORTONI	36.725				1	
34	STORTONI	2:49.165	40.915	1:04.238	27.287	2	2:12.440
34	STORTONI	4:51.035	31.652	1:03.753	26.465	3	2:01.870

Num	Nom pilote	Heure	Secteur 1	Secteur 2	Secteur 3	Tour	Temps
Num		Hour	Sector 1	Sector 2	Sector 3	Lap	Time
34	STORTONI	6:49.163	31.249	1:00.863	26.016	4	1:58.128
34	STORTONI	8:47.274	30.953	1:00.992	26.166	5	1:58.111
		10:40.810					RED FLAG
34	STORTONI	10:49.067	32.328	1:00.516	28.949	5	
34	STORTONI	[IN] 13:32.874	44.540	1:31.581	27.686	5	
		32:59.768					START
34	STORTONI	11:20.539				6	
34	STORTONI	13:36.037	38.782	1:08.291	28.425	7	2:15.498
34	STORTONI	15:38.683	33.426	1:02.050	27.170	8	2:02.646
34	STORTONI	17:38.905	31.267	1:02.262	26.693	9	2:00.222
34	STORTONI	19:35.580	30.715	1:00.179	25.781	10	1:56.675
34	STORTONI	21:43.732	31.292	1:09.241	27.619	11	2:08.152
		23:18.159					FCY FLAG
		23:47.710					RED FLAG
34	STORTONI	24:01.450	30.467	1:01.440	45.811	11	
		28:54.991					START
		23:48.017					FINISH

35 ELLISON Julian

35	ELLISON	[IN]					START
35	ELLISON	34.447				1	
35	ELLISON	3:10.583	41.967	1:20.200	33.969	2	2:36.136

14ème GRAND PRIX DE MONACO HISTORIQUE 2024
 SERIE B : Voitures de Grand Prix à moteur arrière, 1500, F1(1961-1965) et F2 (1956-1960)
 SERIE B : Rear-engine Grand Prix Cars, 1500, F1 (1961 to 1965) and F2 (1956-1960)
 Essais Qualificatifs / Qualifying Practice Session
 Historique / Records

Num	Nom pilote	Heure	Secteur 1	Secteur 2	Secteur 3	Tour	Temps
Num		Hour	Sector 1	Sector 2	Sector 3	Lap	Time
35	ELLISON	5:30.073	35.925	1:12.324	31.241	3	2:19.490
35	ELLISON	7:50.006	36.985	1:09.593	33.355	4	2:19.933
35	ELLISON	10:06.509	36.553	1:09.489	30.461	5	2:16.503
		10:40.810					RED FLAG
35	ELLISON	[IN] 12:57.256	37.029	1:38.892	34.826	5	
		32:59.768					START
35	ELLISON	11:09.365				6	
35	ELLISON	13:35.738	41.598	1:14.469	30.306	7	2:26.373
35	ELLISON	15:50.926	36.321	1:09.247	29.620	8	2:15.188
35	ELLISON	18:04.175	35.546	1:08.282	29.421	9	2:13.249
35	ELLISON	20:20.643	35.932	1:09.638	30.898	10	2:16.468
		23:18.159					FCY FLAG
		23:47.710					RED FLAG
		28:54.991					START
		23:48.017					FINISH

44 TIMMS Jason

44	TIMMS	[IN]					
							START
44	TIMMS	35.073				1	
44	TIMMS	2:57.978	42.862	1:10.834	29.209	2	2:22.905
44	TIMMS	5:05.758	37.615	1:02.928	27.237	3	2:07.780
44	TIMMS	7:07.589	32.791	1:02.197	26.843	4	2:01.831

Num	Nom pilote	Heure	Secteur 1	Secteur 2	Secteur 3	Tour	Temps
Num		Hour	Sector 1	Sector 2	Sector 3	Lap	Time
44	TIMMS	9:11.956	34.737	1:02.265	27.365	5	2:04.367
		10:40.810					RED FLAG
		32:59.768					START
		23:18.159					FCY FLAG
		23:47.710					RED FLAG
		28:54.991					START
		23:48.017					FINISH

46 DELBENE Kurt

46	DELBENE	[IN]					
							START
46	DELBENE	15.440				1	
46	DELBENE	2:37.454	42.072	1:10.395	29.547	2	2:22.014
46	DELBENE	4:47.318	35.126	1:05.844	28.894	3	2:09.864
46	DELBENE	6:55.699	34.395	1:05.782	28.204	4	2:08.381
46	DELBENE	9:03.105	34.007	1:05.344	28.055	5	2:07.406
		10:40.810					RED FLAG
46	DELBENE	[IN] 11:17.875	33.771	1:17.865	23.134	5	
		32:59.768					START
46	DELBENE	10:47.615				6	
46	DELBENE	13:07.033	41.586	1:09.010	28.822	7	2:19.418
46	DELBENE	15:12.572	34.164	1:03.777	27.598	8	2:05.539
46	DELBENE	17:19.842	32.766	1:06.644	27.860	9	2:07.270

14ème GRAND PRIX DE MONACO HISTORIQUE 2024
 SERIE B : Voitures de Grand Prix à moteur arrière, 1500, F1(1961-1965) et F2 (1956-1960)
 SERIE B : Rear-engine Grand Prix Cars, 1500, F1 (1961 to 1965) and F2 (1956-1960)
 Essais Qualificatifs / Qualifying Practice Session
 Historique / Records

Num	Nom pilote	Heure	Secteur 1	Secteur 2	Secteur 3	Tour	Temps
Num		Hour	Sector 1	Sector 2	Sector 3	Lap	Time
46	DELBENE	19:23.269	33.045	1:02.244	28.138	10	2:03.427
		23:18.159					FCY FLAG
		23:47.710					RED FLAG
		28:54.991					START
		23:48.017					FINISH

Num	Nom pilote	Heure	Secteur 1	Secteur 2	Secteur 3	Tour	Temps
Num		Hour	Sector 1	Sector 2	Sector 3	Lap	Time
48	PULLEYN	23:43.232	36.632	1:14.629	37.752	11	2:29.013
		23:47.710					RED FLAG
		28:54.991					START
		23:48.017					FINISH

48 PULLEYN Robert

48	PULLEYN	[IN]					START
							START
48	PULLEYN	1:03.317				1	
48	PULLEYN	3:31.643	46.232	1:11.430	30.664	2	2:28.326
48	PULLEYN	5:46.520	35.935	1:08.730	30.212	3	2:14.877
48	PULLEYN	7:57.805	35.360	1:06.644	29.281	4	2:11.285
48	PULLEYN	10:13.374	36.324	1:09.241	30.004	5	2:15.569
		10:40.810					RED FLAG
48	PULLEYN	[IN] 13:03.404	41.951	1:35.972	32.107	5	
		32:59.768					START
48	PULLEYN	11:25.763				6	
48	PULLEYN	14:07.130	46.656	1:21.453	33.258	7	2:41.367
48	PULLEYN	16:30.103	37.169	1:15.221	30.583	8	2:22.973
48	PULLEYN	18:52.910	38.145	1:13.287	31.375	9	2:22.807
48	PULLEYN	21:14.219	37.205	1:12.500	31.604	10	2:21.309
		23:18.159					FCY FLAG

50 HAGAN James

50	HAGAN	[IN]					START
							START
50	HAGAN	1:00.005				1	
50	HAGAN	3:22.940	42.940	1:08.761	31.234	2	2:22.935
50	HAGAN	6:11.489	34.462	1:26.683	47.404	3	2:48.549
50	HAGAN	8:16.322	33.039	1:04.158	27.636	4	2:04.833
50	HAGAN	10:23.350	35.463	1:02.844	28.721	5	2:07.028
		10:40.810					RED FLAG
50	HAGAN	[IN] 13:12.511	39.664	1:37.920	31.577	5	
		32:59.768					START
50	HAGAN	11:38.226				6	
50	HAGAN	14:29.356	51.516	1:26.079	33.535	7	2:51.130
50	HAGAN	16:35.452	33.307	1:04.759	28.030	8	2:06.096
50	HAGAN	18:39.013	32.676	1:03.569	27.316	9	2:03.561
50	HAGAN	20:40.221	32.249	1:01.522	27.437	10	2:01.208
50	HAGAN	22:40.936	31.857	1:01.345	27.513	11	2:00.715
		23:18.159					FCY FLAG



Num	Nom pilote	Heure	Secteur 1	Secteur 2	Secteur 3	Tour	Temps
Num		Hour	Sector 1	Sector 2	Sector 3	Lap	Time
		23:47.710					RED FLAG
50	HAGAN	[IN] 25:23.444	38.736	1:31.579	32.193	11	
		28:54.991					START
		23:48.017					FINISH

Num	Nom pilote	Heure	Secteur 1	Secteur 2	Secteur 3	Tour	Temps
Num		Hour	Sector 1	Sector 2	Sector 3	Lap	Time
		23:47.710					RED FLAG
52	PUCCINELLI	[IN] 23:58.811	32.317	1:03.279	22.132	11	
		28:54.991					START
		23:48.017					FINISH
52	PUCCINELLI	[IN] 25:50.096				11	

52 PUCCINELLI Flavio

52	PUCCINELLI	[IN]					START
52	PUCCINELLI	47.448				1	
52	PUCCINELLI	3:12.862	41.677	1:10.034	33.703	2	2:25.414
52	PUCCINELLI	5:30.231	36.632	1:09.708	31.029	3	2:17.369
52	PUCCINELLI	7:35.684	32.642	1:04.161	28.650	4	2:05.453
52	PUCCINELLI	9:42.053	33.407	1:04.034	28.928	5	2:06.369
		10:40.810					RED FLAG
52	PUCCINELLI	[IN] 12:12.576	36.885	1:31.116	22.522	5	
		32:59.768					START
52	PUCCINELLI	11:21.538				6	
52	PUCCINELLI	13:37.631	38.716	1:08.613	28.764	7	2:16.093
52	PUCCINELLI	15:42.435	33.856	1:02.691	28.257	8	2:04.804
52	PUCCINELLI	17:50.070	33.271	1:05.964	28.400	9	2:07.635
52	PUCCINELLI	19:54.536	33.009	1:03.328	28.129	10	2:04.466
52	PUCCINELLI	22:01.083	33.927	1:04.879	27.741	11	2:06.547
		23:18.159					FCY FLAG

54 CAJANI Marco

54	CAJANI	[IN]					START
54	CAJANI	1:10.914				1	
54	CAJANI	4:02.326	52.236	1:23.199	35.977	2	2:51.412
54	CAJANI	6:35.998	42.463	1:15.189	36.020	3	2:33.672
54	CAJANI	8:57.790	39.003	1:11.899	30.890	4	2:21.792
		10:40.810					RED FLAG
54	CAJANI	[IN] 11:39.596	38.595	1:35.484	27.727	4	
		32:59.768					START
54	CAJANI	11:32.168				5	
54	CAJANI	14:18.585	50.031	1:20.642	35.744	6	2:46.417
54	CAJANI	16:47.006	38.366	1:15.835	34.220	7	2:28.421
54	CAJANI	[IN] 19:15.454	37.238	1:27.222	23.988	7	
54	CAJANI	20:45.012				8	
		23:18.159					FCY FLAG
54	CAJANI	23:36.489	47.673	1:21.832	41.972	9	2:51.477

14ème GRAND PRIX DE MONACO HISTORIQUE 2024
 SERIE B : Voitures de Grand Prix à moteur arrière, 1500, F1(1961-1965) et F2 (1956-1960)
 SERIE B : Rear-engine Grand Prix Cars, 1500, F1 (1961 to 1965) and F2 (1956-1960)
 Essais Qualificatifs / Qualifying Practice Session
 Historique / Records

Num	Nom pilote	Heure	Secteur 1	Secteur 2	Secteur 3	Tour	Temps
Num		Hour	Sector 1	Sector 2	Sector 3	Lap	Time
		23:47.710					RED FLAG
		28:54.991					START
		23:48.017					FINISH

Num	Nom pilote	Heure	Secteur 1	Secteur 2	Secteur 3	Tour	Temps
Num		Hour	Sector 1	Sector 2	Sector 3	Lap	Time
		23:47.710					RED FLAG
56	CLARK	24:03.007	31.812	1:03.337	41.215	12	
		28:54.991					START
		23:48.017					FINISH

56 CLARK John

56	CLARK	[IN]					START
56	CLARK	12.720				1	
56	CLARK	2:26.676	39.494	1:06.106	28.356	2	2:13.956
56	CLARK	4:33.731	33.750	1:05.653	27.652	3	2:07.055
56	CLARK	6:35.085	32.219	1:01.831	27.304	4	2:01.354
56	CLARK	8:36.440	32.593	1:01.863	26.899	5	2:01.355
56	CLARK	10:38.446	32.535	1:02.108	27.363	6	2:02.006
		10:40.810					RED FLAG
56	CLARK	[IN] 13:30.481	49.326	1:33.782	28.927	6	
		32:59.768					START
56	CLARK	11:18.576				7	
56	CLARK	13:35.515	40.189	1:08.411	28.339	8	2:16.939
56	CLARK	15:38.160	32.643	1:02.655	27.347	9	2:02.645
56	CLARK	17:40.038	31.444	1:02.223	28.214	10	2:04.878
56	CLARK	19:43.549	32.393	1:02.640	28.478	11	2:03.511
56	CLARK	21:46.643	32.762	1:02.741	27.591	12	2:03.094
		23:18.159					FCY FLAG

58 DE GRES Tom

58	DE GRES	[IN]					START
58	DE GRES	46.525				1	
58	DE GRES	3:08.305	41.797	1:09.633	30.350	2	2:21.780
58	DE GRES	5:17.432	33.855	1:06.590	28.682	3	2:09.127
58	DE GRES	7:25.814	33.036	1:07.374	27.972	4	2:08.382
58	DE GRES	9:33.563	33.258	1:06.506	27.985	5	2:07.749
		10:40.810					RED FLAG
58	DE GRES	[IN] 12:03.490	33.117	1:30.343	26.467	5	
		32:59.768					START
58	DE GRES	10:57.188				6	
58	DE GRES	13:15.384	38.147	1:11.831	28.218	7	2:18.196
58	DE GRES	15:20.628	32.728	1:05.333	27.183	8	2:05.244
58	DE GRES	17:25.672	32.246	1:05.228	27.570	9	2:05.044
58	DE GRES	19:29.075	31.780	1:03.980	27.643	10	2:03.403
58	DE GRES	21:33.694	32.790	1:04.399	27.430	11	2:04.619
		23:18.159					FCY FLAG

14ème GRAND PRIX DE MONACO HISTORIQUE 2024
 SERIE B : Voitures de Grand Prix à moteur arrière, 1500, F1(1961-1965) et F2 (1956-1960)
 SERIE B : Rear-engine Grand Prix Cars, 1500, F1 (1961 to 1965) and F2 (1956-1960)
 Essais Qualificatifs / Qualifying Practice Session
 Historique / Records

Num	Nom pilote	Heure	Secteur 1	Secteur 2	Secteur 3	Tour	Temps
Num		Hour	Sector 1	Sector 2	Sector 3	Lap	Time
		23:47.710					RED FLAG
58	DE GRES	23:58.958	31.742	1:08.017	45.505	11	
		28:54.991					START
		23:48.017					FINISH

14ème GRAND PRIX DE MONACO HISTORIQUE 2024
 SERIE B : Voitures de Grand Prix à moteur arrière, 1500, F1(1961-1965) et F2 (1956-1960)
 SERIE B : Rear-engine Grand Prix Cars, 1500, F1 (1961 to 1965) and F2 (1956-1960)



Course / Race

GRILLE DE DEPART FINALE / FINAL STARTING GRID

Départ / Start : 12/05/2024 - 10h10 Fermeture pré grille / Closing of the grid : 09h55 Durée / Duration : 00h30 10 Tours/Laps = 33.370 Km

- Pole -

			- 1 -	6	MIDDLEHURST Andy - GBR (1:48.088)
COLASACCO Joseph - USA (1:51.949)	4		- 2 -		
			- 3 -	22	HALUSA Lukas - AUT (1:53.241)
BUHOFER Philipp - SUI (1:54.255)	24		- 4 -		
			- 5 -	7	SHAW Mark - GBR (1:49.641)
DRAKE Christopher - GBR (1:54.555)	25		- 6 -		
			- 7 -	34	STORTONI Andrea - ITA (1:56.675)
TAYLOR Nick - GBR (1:56.874)	8		- 8 -		
			- 9 -	5	WILLIS Andy - GBR (1:57.116)
COLLINS Dan - GBR (1:57.135)	15		- 10 -		
			- 11 -	23	JOEBSTL Stephan - AUS (1:59.356)
MISTER JOHN OF B - FRA (2:00.316)	28		- 12 -		
			- 13 -	50	HAGAN James - GBR (2:00.715)

14ème GRAND PRIX DE MONACO HISTORIQUE 2024
 SERIE B : Voitures de Grand Prix à moteur arrière, 1500, F1(1961-1965) et F2 (1956-1960)
 SERIE B : Rear-engine Grand Prix Cars, 1500, F1 (1961 to 1965) and F2 (1956-1960)
 Course / Race



GRILLE DE DEPART FINALE / FINAL STARTING GRID

- Pole -

SALISBURY Teifion - GBR (2:00.918)	20	- 14 -	
		- 15 -	32 KUBOTA Katsuaki - JPN (2:01.217)
CLARK John - GBR (2:01.354)	56	- 16 -	
		- 17 -	1 ROMANO John - USA (2:01.766)
TIMMS Jason - GBR (2:01.831)	44	- 18 -	
		- 19 -	2 BURATTI Federico - ITA (2:02.366)
MCCARTHY Clinton - GBR (2:02.455)	16	- 20 -	
		- 21 -	58 DE GRES Tom - BEL (2:03.403)
DELBENE Kurt - USA (2:03.427)	46	- 22 -	
		- 23 -	19 HOOLE Sidney - GBR (2:03.500)
PUCCINELLI Flavio - AUS (2:04.466)	52	- 24 -	
		- 25 -	9 MICHAEL Costas - GBR (2:05.187)
STAES Erik - BEL (2:05.502)	21	- 26 -	
		- 27 -	18 HANN Elliott - GBR (2:05.764)

14ème GRAND PRIX DE MONACO HISTORIQUE 2024
SERIE B : Voitures de Grand Prix à moteur arrière, 1500, F1(1961-1965) et F2 (1956-1960)
SERIE B : Rear-engine Grand Prix Cars, 1500, F1 (1961 to 1965) and F2 (1956-1960)
Course / Race
GRILLE DE DEPART FINALE / FINAL STARTING GRID



- Pole -

PULLEYN Robert - GBR
(2:11.285)

48

- 28 -

- 29 -

12

TIZZARD Stuart - GBR
(2:14.639)

CAJANI Marco - ITA
(2:33.672)

54

- 30 -

DECISION N3 Applied : N7 drop of 3 places

Commission Sportive

JF. Calmes / C. Geffroy / D. Migeon / C. Plasseraud, 12/05/2024, 09:09:33





Course / Race






CLASSEMENT FINAL / FINAL CLASSIFICATION

Cl. Rnk	Num Num	Concurrent Competitor	Nat.Com Nat Com	Classe class	Tours Laps	Temps Time	Ecart Gap	Moyenne Average	M.Tour B.Lap	Vitesse Speed
1	6	CLASSIC TEAM LOTUS LTD		3	10	18:14.309		109,77	1:47.677	111,56
2	4	AURIANA Lawrence		3	10	18:15.095	+0.786	109,70	1:47.159	112,10
3	7	SHAW Mark		2	10	18:50.675	+36.366	106,24	1:51.161	108,07
4	22	HALUSA Martin		3	10	18:54.625	+40.316	105,87	1:49.855	109,35
5	25	DRAKE Christopher		2	10	19:06.586	+52.277	104,77	1:52.275	106,99
6	34	STORTONI Andrea		2	10	19:32.528	+1:18.219	102,45	1:55.067	104,40
7	15	COLLINS Dan		2	10	19:42.261	+1:27.952	101,61	1:54.669	104,76
8	5	WILLIS Andy		3	10	19:45.760	+1:31.451	101,31	1:56.347	103,25
9	50	HAGAN James		1	10	19:55.336	+1:41.027	100,50	1:57.348	102,37
10	8	TAYLOR Nick		2	10	19:55.578	+1:41.269	100,48	1:57.211	102,49
11	32	KUBOTA Katsuaki		3	10	20:02.751	+1:48.442	99,88	1:56.424	103,18
12	23	JOEBSTL Stephan		3	10	20:03.262	+1:48.953	99,83	1:57.765	102,00
13	24	BUHOFER Philipp		3	10	20:05.412	+1:51.103	99,66	1:52.445	106,83
14	20	SALISBURY Teifion		2	9	18:19.543	+1 Lap	98,33	1:58.708	101,19
15	56	CLARK John		2	9	18:25.902	+1 Lap	97,76	2:00.631	99,58
16	1	ROMANO John		3	9	18:27.436	+1 Lap	97,62	1:59.163	100,81
17	44	TIMMS Jason		2	9	18:31.780	+1 Lap	97,24	1:58.976	100,97
18	16	MCCARTHY Clinton		2	9	18:35.960	+1 Lap	96,88	1:59.968	100,13
19	58	DE GRES Tom		2	9	18:50.890	+1 Lap	95,60	2:00.840	99,41
20	19	HOOLE Sidney		3	9	19:08.183	+1 Lap	94,16	2:02.513	98,05
21	18	HANN Elliott		1	9	19:10.733	+1 Lap	93,95	2:03.077	97,60
22	46	DELBENE Kurt		3	9	19:14.284	+1 Lap	93,66	2:03.362	97,38
23	52	PUCCINELLI Flavio		1	9	19:14.963	+1 Lap	93,61	2:02.586	97,99
24	21	STAES Erik		2	9	19:24.467	+1 Lap	92,84	2:03.707	97,11
25	12	TIZZARD Stuart		1	9	20:21.818	+1 Lap	88,49	2:11.623	91,26

14ème GRAND PRIX DE MONACO HISTORIQUE 2024
 SERIE B : Voitures de Grand Prix à moteur arrière, 1500, F1 (1961-1965) et F2 (1956-1960)
 SERIE B : Rear-engine Grand Prix Cars, 1500, F1 (1961 to 1965) and F2 (1956-1960)
 Course / Race



CLASSEMENT FINAL / FINAL CLASSIFICATION

Cl Rnk	Num Num	Concurrent Competitor	Nat.Com Nat Com	Classe class	Tours Laps	Temps Time	Ecart Gap	Moyenne Average	M.Tour B.Lap	Vitesse Speed
26	48	PULLEYN Robert		2	9	20:22.816	+1 Lap	88,41	2:11.153	91,59
27	54	CAJANI Marco		2	7	20:27.110	+3 Laps	68,52	2:28.785	80,74
28	2	BURATTI Federico		3	6	20:05.602	+4 Laps	59,78	2:02.524	98,04
29	9	MICHAEL Costas		3	3	6:48.975	+7 Laps	88,12	2:08.585	93,42
Pas un tour / No lap										
	28	MISTER JOHN OF B		3						

Commission Sportive
 JF. Calmes / C. Geffroy / D. Migeon / C. Plasseraud, 12/05/2024, 12:01:10





Num	Heure	Secteur 1	Secteur 2	Secteur 3	Tour	Temps
Num	Hour	Sector 1	Sector 2	Sector 3	Lap	Time
1 ROMANO John						
1	[IN]					
1						
1		48.850	1:17.637	11:34.848		
						START
1	7.162	55.577	1:18.762	1:22.920		
1	2:16.749	38.238	1:04.075	27.274	1	2:09.587
1	4:18.308	32.597	1:01.923	27.039	2	2:01.559
1	6:19.989	32.987	1:01.211	27.483	3	2:01.681
1	8:21.887	31.723	1:02.664	27.511	4	2:01.898
1	10:24.328	32.265	1:02.196	27.980	5	2:02.441
1	12:23.790	32.273	1:00.265	26.924	6	1:59.462
1	14:22.953	32.155	1:00.716	26.292	7	1:59.163
1	16:23.264	33.426	1:00.191	26.694	8	2:00.311
	18:10.617					FINISH
1	18:27.436	31.832	1:04.882	27.458	9	2:04.172

2 BURATTI Federico

2	[IN]					
2						
2		49.951	1:20.297	11:28.860		
						START

2	7.608	57.776	1:21.118	1:17.973		
2	2:21.132	39.048	1:06.479	27.997	1	2:13.524
2	4:25.843	33.706	1:03.409	27.596	2	2:04.711
2	6:28.367	32.970	1:02.418	27.136	3	2:02.524
2	[IN] 9:16.204	49.051	1:36.803	21.983	3	
2	15:35.430				4	
2	17:54.902	39.988	1:10.691	28.793	5	2:19.472
	18:10.617					FINISH
2	20:05.602	35.821	1:04.516	30.363	6	2:10.700

4 COLASACCO Joseph

4	[IN]					
4						
4		46.827	1:11.972	11:58.488		
						START
4	1.923	46.385	1:19.799	1:37.432		
4	1:55.758	32.498	56.739	24.598	1	1:53.835
4	3:45.866	29.626	56.077	24.405	2	1:50.108
4	5:34.551	29.030	55.529	24.126	3	1:48.685
4	7:24.212	29.309	56.299	24.053	4	1:49.661
4	9:11.935	28.683	55.065	23.975	5	1:47.723
4	11:01.084	29.272	54.728	25.149	6	1:49.149
4	12:51.452	28.893	56.952	24.523	7	1:50.368

Num Num	Heure Hour	Secteur 1 Sector 1	Secteur 2 Sector 2	Secteur 3 Sector 3	Tour Lap	Temps Time
4	14:38.611	28.504	54.623	24.032	8	1:47.159
4	16:26.200	28.260	55.184	24.145	9	1:47.589
	18:10.617					FINISH
4	18:15.095	29.228	55.603	24.064	10	1:48.895

5 WILLIS Andy

5	[IN]					
5						
5		53.007	1:13.148	11:46.897		
						START
5	4.740	49.998	1:20.104	1:28.885		
5	2:03.949	33.478	59.640	26.091	1	1:59.209
5	4:00.296	31.121	59.149	26.077	2	1:56.347
5	5:56.788	31.624	58.367	26.501	3	1:56.492
5	7:54.019	32.074	58.488	26.669	4	1:57.231
5	9:52.671	32.438	59.670	26.544	5	1:58.652
5	11:51.106	31.937	59.729	26.769	6	1:58.435
5	13:50.453	32.038	1:00.638	26.671	7	1:59.347
5	15:48.931	31.137	1:00.635	26.706	8	1:58.478
5	17:47.901	31.241	1:01.466	26.263	9	1:58.970
	18:10.617					FINISH
5	19:45.760	31.558	59.483	26.818	10	1:57.859

6 MIDDLEHURST Andy

6	[IN]					
6						
6		45.036	1:09.571	12:04.097		
						START
6	1.027	44.861	1:20.227	1:37.642		
6	1:55.139	33.101	56.366	24.645	1	1:54.112
6	3:45.131	29.439	55.827	24.726	2	1:49.992
6	5:33.805	28.940	55.545	24.189	3	1:48.674
6	7:23.693	29.824	55.849	24.215	4	1:49.888
6	9:11.370	28.430	55.058	24.189	5	1:47.677
6	11:00.050	28.922	54.638	25.120	6	1:48.680
6	12:48.996	29.404	55.168	24.374	7	1:48.946
6	14:37.430	28.725	55.808	23.901	8	1:48.434
6	16:25.845	28.472	55.160	24.783	9	1:48.415
	18:10.617					FINISH
6	18:14.309	29.413	55.076	23.975	10	1:48.464

7 SHAW Mark

7	[IN]					
7						
7		49.236	1:11.196	11:54.819		

14ème GRAND PRIX DE MONACO HISTORIQUE 2024
 SERIE B : Voitures de Grand Prix à moteur arrière, 1500, F1(1961-1965) et F2 (1956-1960)
 SERIE B : Rear-engine Grand Prix Cars, 1500, F1 (1961 to 1965) and F2 (1956-1960)
 Course / Race
 Historique / Records

Num Num	Heure Hour	Secteur 1 Sector 1	Secteur 2 Sector 2	Secteur 3 Sector 3	Tour Lap	Temps Time
						START
7	4.155	47.030	1:21.571	1:33.951		
7	2:00.912	32.977	58.530	25.250	1	1:56.757
7	3:52.663	30.029	56.906	24.816	2	1:51.751
7	5:43.824	29.654	56.814	24.693	3	1:51.161
7	7:35.226	29.724	57.049	24.629	4	1:51.402
7	9:27.230	29.653	57.347	25.004	5	1:52.004
7	11:21.086	29.764	58.636	25.456	6	1:53.856
7	13:13.234	30.161	56.923	25.064	7	1:52.148
7	15:05.980	29.841	57.696	25.209	8	1:52.746
7	16:58.382	29.869	57.583	24.950	9	1:52.402
	18:10.617					FINISH
7	18:50.675	29.647	56.676	25.970	10	1:52.293

8 TAYLOR Nick

8	[IN]					
8						
8		53.738	1:13.281	11:44.675		
						START
8	4.811	52.065	1:19.902	1:30.701		
8	2:09.726	37.194	1:01.103	26.618	1	2:04.915
8	4:08.277	32.020	59.716	26.815	2	1:58.551
8	6:08.261	32.198	1:01.493	26.293	3	1:59.984

Num Num	Heure Hour	Secteur 1 Sector 1	Secteur 2 Sector 2	Secteur 3 Sector 3	Tour Lap	Temps Time
8	8:06.048	30.978	1:00.231	26.578	4	1:57.787
8	10:03.565	31.424	59.905	26.188	5	1:57.517
8	12:02.336	31.295	1:00.788	26.688	6	1:58.771
8	13:59.904	31.904	59.712	25.952	7	1:57.568
8	15:58.400	31.596	59.892	27.008	8	1:58.496
8	17:58.367	31.705	1:02.375	25.887	9	1:59.967
	18:10.617					FINISH
8	19:55.578	31.740	59.290	26.181	10	1:57.211

9 MICHAEL Costas

9	[IN]					
9						
9		47.351	1:20.716	11:22.942		
						START
9	10.493	59.563	1:22.367	1:15.184		
9	2:29.300	41.240	1:09.723	27.844	1	2:18.807
9	4:37.885	34.372	1:06.727	27.486	2	2:08.585
9	6:48.975	35.344	1:07.474	28.272	3	2:11.090
9	[IN] 8:53.345	35.493	1:10.327	18.550	3	
	18:10.617					FINISH
9	[IN] 24:43.732				3	

Num Num	Heure Hour	Secteur 1 Sector 1	Secteur 2 Sector 2	Secteur 3 Sector 3	Tour Lap	Temps Time
12 TIZZARD Stuart						
12	[IN]					
12						
12		44.953	1:16.163	11:19.117		
						START
12	11.211	1:02.855	1:21.444	1:10.294		
12	2:33.709	43.625	1:09.497	29.376	1	2:22.498
12	4:45.450	35.192	1:06.988	29.561	2	2:11.741
12	6:58.051	35.239	1:07.188	30.174	3	2:12.601
12	9:11.072	35.206	1:07.934	29.881	4	2:13.021
12	11:25.969	37.013	1:07.318	30.566	5	2:14.897
12	13:37.592	35.446	1:06.635	29.542	6	2:11.623
12	15:52.532	36.041	1:08.108	30.791	7	2:14.940
12	18:06.036	34.672	1:08.684	30.148	8	2:13.504
	18:10.617					FINISH
12	20:21.818	36.435	1:09.440	29.907	9	2:15.782

15 COLLINS Dan

15	[IN]					
15						
15		52.167	1:15.659	11:41.409		
						START

Num Num	Heure Hour	Secteur 1 Sector 1	Secteur 2 Sector 2	Secteur 3 Sector 3	Tour Lap	Temps Time
15	5.015	52.735	1:20.030	1:28.430		
15	2:10.071	36.234	1:02.304	26.518	1	2:05.056
15	4:08.419	32.041	59.842	26.465	2	1:58.348
15	6:03.088	31.442	57.579	25.648	3	1:54.669
15	7:58.711	30.926	58.373	26.324	4	1:55.623
15	9:56.722	33.214	58.798	25.999	5	1:58.011
15	11:53.584	31.625	58.990	26.247	6	1:56.862
15	13:50.716	31.314	59.470	26.348	7	1:57.132
15	15:48.713	31.809	59.991	26.197	8	1:57.997
15	17:45.658	31.334	59.324	26.287	9	1:56.945
	18:10.617					FINISH
15	19:42.261	32.184	58.389	26.030	10	1:56.603

16 MCCARTHY Clinton

16	[IN]					
16						
16		49.454	1:20.272	11:28.056		
						START
16	7.917	58.097	1:21.680	1:17.146		
16	2:24.555	40.605	1:07.334	28.699	1	2:16.638
16	4:29.977	35.305	1:02.808	27.309	2	2:05.422
16	6:31.520	32.175	1:02.441	26.927	3	2:01.543
16	8:32.621	32.373	1:02.015	26.713	4	2:01.101

Num Num	Heure Hour	Secteur 1 Sector 1	Secteur 2 Sector 2	Secteur 3 Sector 3	Tour Lap	Temps Time
16	10:33.067	31.651	1:02.001	26.794	5	2:00.446
16	12:33.292	32.826	1:00.682	26.717	6	2:00.225
16	14:33.260	31.796	1:01.533	26.639	7	1:59.968
16	16:35.864	31.721	1:03.333	27.550	8	2:02.604
	18:10.617					FINISH
16	18:35.960	31.493	1:02.017	26.586	9	2:00.096

18 HANN Elliott

18	[IN]					
18						
18		46.508	1:20.069	11:21.054		
						START
18	9.750	1:00.646	1:21.513	1:12.614		
18	2:27.817	40.208	1:09.326	28.533	1	2:18.067
18	4:36.778	34.220	1:05.562	29.179	2	2:08.961
18	6:44.751	33.876	1:05.495	28.602	3	2:07.973
18	8:52.442	34.985	1:03.932	28.774	4	2:07.691
18	10:55.950	33.509	1:02.646	27.353	5	2:03.508
18	12:59.983	32.663	1:04.075	27.295	6	2:04.033
18	15:03.060	32.969	1:02.615	27.493	7	2:03.077
18	17:07.005	32.782	1:03.480	27.683	8	2:03.945
	18:10.617					FINISH
18	19:10.733	32.689	1:03.449	27.590	9	2:03.728

19 HOOLE Sidney

19	[IN]					
19						
19				11:23.904		
						START
19	8.772		1:14.623			
19	2:26.355		27.614	1		2:17.583
19	4:35.691		28.703	2		2:09.336
19	6:42.301		27.626	3		2:06.610
19	8:49.037		28.144	4		2:06.736
19	10:54.426		27.812	5		2:05.389
19	12:58.794		27.572	6		2:04.368
19	15:02.130		27.334	7		2:03.336
19	17:05.670		28.452	8		2:03.540
	18:10.617					FINISH
19	19:08.183		27.869	9		2:02.513

20 SALISBURY Teifion

20	[IN]					
20						
20		51.989	1:18.587	11:37.052		
						START

14ème GRAND PRIX DE MONACO HISTORIQUE 2024
 SERIE B : Voitures de Grand Prix à moteur arrière, 1500, F1(1961-1965) et F2 (1956-1960)
 SERIE B : Rear-engine Grand Prix Cars, 1500, F1 (1961 to 1965) and F2 (1956-1960)
 Course / Race
 Historique / Records

Num Num	Heure Hour	Secteur 1 Sector 1	Secteur 2 Sector 2	Secteur 3 Sector 3	Tour Lap	Temps Time
20	7.010	53.931	1:19.279	1:25.785		
20	2:13.993	37.402	1:02.363	27.218	1	2:06.983
20	4:16.498	32.141	1:03.068	27.296	2	2:02.505
20	6:17.583	32.143	1:01.936	27.006	3	2:01.085
20	8:19.012	31.914	1:02.835	26.680	4	2:01.429
20	10:20.347	31.476	1:03.354	26.505	5	2:01.335
20	12:19.055	31.592	1:00.867	26.249	6	1:58.708
20	14:18.132	31.954	1:00.585	26.538	7	1:59.077
20	16:17.608	31.618	1:01.316	26.542	8	1:59.476
	18:10.617					FINISH
20	18:19.543	32.757	1:02.522	26.656	9	2:01.935

21 STAES Erik

21	[IN]					
21						
21		47.489	1:20.046	11:21.922		
						START
21	10.280	1:00.543	1:21.879	1:13.957		
21	2:28.335	40.904	1:08.732	28.419	1	2:18.055
21	4:37.014	34.076	1:06.245	28.358	2	2:08.679
21	6:47.167	33.997	1:07.882	28.274	3	2:10.153
21	8:53.270	33.547	1:04.680	27.876	4	2:06.103
21	11:01.424	33.360	1:06.286	28.508	5	2:08.154

Num Num	Heure Hour	Secteur 1 Sector 1	Secteur 2 Sector 2	Secteur 3 Sector 3	Tour Lap	Temps Time
21	13:05.454	32.958	1:03.616	27.456	6	2:04.030
21	15:09.161	33.037	1:02.164	28.506	7	2:03.707
21	17:15.572	33.272	1:04.381	28.758	8	2:06.411
	18:10.617					FINISH
21	19:24.467	33.692	1:05.810	29.393	9	2:08.895

22 HALUSA Lukas

22	[IN]					
22						
22		46.880	1:11.804	11:59.468		
						START
22	2.408	44.912	1:19.935	1:36.887		
22	2:03.320	34.995	59.258	26.659	1	2:00.912
22	3:55.995	29.680	57.108	25.887	2	1:52.675
22	5:49.466	29.544	57.339	26.588	3	1:53.471
22	7:42.173	29.110	58.221	25.376	4	1:52.707
22	9:33.709	29.710	56.650	25.176	5	1:51.536
22	11:25.462	29.071	56.820	25.862	6	1:51.753
22	13:16.098	29.579	55.972	25.085	7	1:50.636
22	15:09.439	29.017	56.523	27.801	8	1:53.341
22	17:04.770	31.212	57.412	26.707	9	1:55.331
	18:10.617					FINISH
22	18:54.625	29.186	55.713	24.956	10	1:49.855

14ème GRAND PRIX DE MONACO HISTORIQUE 2024
 SERIE B : Voitures de Grand Prix à moteur arrière, 1500, F1(1961-1965) et F2 (1956-1960)
 SERIE B : Rear-engine Grand Prix Cars, 1500, F1 (1961 to 1965) and F2 (1956-1960)
 Course / Race
 Historique / Records

Num Num	Heure Hour	Secteur 1 Sector 1	Secteur 2 Sector 2	Secteur 3 Sector 3	Tour Lap	Temps Time
23 JOEBSTL Stephan						
23	[IN]					
23						
23		52.264	1:16.197	11:42.379		
						START
23	5.623	51.149	1:20.376	1:27.667		
23	2:12.620	36.596	1:01.809	28.592	1	2:06.997
23	4:10.802	31.481	59.939	26.762	2	1:58.182
23	6:08.964	31.355	1:00.401	26.406	3	1:58.162
23	8:06.729	31.426	1:00.082	26.257	4	1:57.765
23	10:04.499	31.197	1:00.298	26.275	5	1:57.770
23	12:02.741	31.137	1:00.541	26.564	6	1:58.242
23	14:00.735	31.654	1:00.126	26.214	7	1:57.994
23	15:58.699	31.185	59.918	26.861	8	1:57.964
23	17:57.482	31.694	1:01.384	25.705	9	1:58.783
23	18:10.617					FINISH
23	20:03.262	32.253	1:07.644	25.883	10	2:05.780

24 BUHOFER Philipp

24	[IN]					
24						
24		47.362	1:11.264	11:57.564		

Num Num	Heure Hour	Secteur 1 Sector 1	Secteur 2 Sector 2	Secteur 3 Sector 3	Tour Lap	Temps Time
START						
24	3.155	46.906	1:20.302	1:36.208		
24	2:36.418	32.700	1:33.694	26.869	1	2:33.263
24	4:38.021	32.675	1:01.914	27.014	2	2:01.603
24	6:42.424	33.151	1:03.804	27.448	3	2:04.403
24	8:37.898	31.749	58.132	25.593	4	1:55.474
24	10:33.130	30.573	58.421	26.238	5	1:55.232
24	12:28.374	31.154	58.435	25.655	6	1:55.244
24	14:23.112	29.939	58.672	26.127	7	1:54.738
24	16:17.662	30.808	57.818	25.924	8	1:54.550
24	18:10.107	30.183	56.841	25.421	9	1:52.445
24	18:10.617					FINISH
24	20:05.412	31.571	58.271	25.463	10	1:55.305

25 DRAKE Christopher

25	[IN]					
25						
25		49.633	1:11.580	11:52.391		
START						
25	4.138	49.573	1:20.696	1:33.247		
25	2:01.452	32.574	58.316	26.424	1	1:57.314
25	3:54.933	30.536	57.454	25.491	2	1:53.481
25	5:48.143	30.072	57.357	25.781	3	1:53.210

Num Num	Heure Hour	Secteur 1 Sector 1	Secteur 2 Sector 2	Secteur 3 Sector 3	Tour Lap	Temps Time
25	7:44.273	30.073	1:00.146	25.911	4	1:56.130
25	9:38.122	30.671	57.769	25.409	5	1:53.849
25	11:30.397	29.973	56.786	25.516	6	1:52.275
25	13:24.011	30.944	57.097	25.573	7	1:53.614
25	15:16.345	30.056	57.124	25.154	8	1:52.334
25	17:10.490	30.171	58.026	25.948	9	1:54.145
	18:10.617					FINISH
25	19:06.586	30.032	59.994	26.070	10	1:56.096

28 MISTER JOHN OF B

28	[IN]					
28						
28		52.302	1:17.450	11:40.614		
						START
28	5.518	51.519	1:20.722	1:26.270		
	18:10.617					FINISH

32 KUBOTA Katsuaki

32	[IN]					
32						
32		47.531	1:18.967	11:36.012		

Num Num	Heure Hour	Secteur 1 Sector 1	Secteur 2 Sector 2	Secteur 3 Sector 3	Tour Lap	Temps Time
						START
32	7.052	54.176	1:19.753	1:24.666		
32	2:17.409	37.671	1:05.984	26.702	1	2:10.357
32	4:18.815	32.386	1:01.711	27.309	2	2:01.406
32	6:19.194	32.592	1:01.269	26.518	3	2:00.379
32	8:17.358	31.344	1:00.737	26.083	4	1:58.164
32	10:15.711	31.525	1:00.705	26.123	5	1:58.353
32	12:12.398	31.574	59.678	25.435	6	1:56.687
32	14:08.822	31.359	59.241	25.824	7	1:56.424
32	16:06.167	31.986	59.501	25.858	8	1:57.345
32	18:03.609	31.285	59.466	26.691	9	1:57.442
	18:10.617					FINISH
32	20:02.751	31.470	1:01.337	26.335	10	1:59.142

34 STORTONI Andrea

34	[IN]					
34						
34		51.570	1:12.071	11:51.707		
						START
34	4.480	48.583	1:19.379	1:32.343		
34	2:09.266	35.344	1:01.864	27.578	1	2:04.786
34	4:05.535	30.727	59.466	26.076	2	1:56.269
34	6:02.013	30.537	59.957	25.984	3	1:56.478

Num Num	Heure Hour	Secteur 1 Sector 1	Secteur 2 Sector 2	Secteur 3 Sector 3	Tour Lap	Temps Time
48						
48		46.195	1:19.923	11:19.130		
						START
48	10.920	1:00.948	1:22.191	1:12.241		
48	2:32.100	43.041	1:09.358	28.781	1	2:21.180
48	4:43.253	35.517	1:06.752	28.884	2	2:11.153
48	6:54.659	36.147	1:05.947	29.312	3	2:11.406
48	9:07.835	36.539	1:07.210	29.427	4	2:13.176
48	11:21.867	37.084	1:07.316	29.632	5	2:14.032
48	13:35.763	36.996	1:07.536	29.364	6	2:13.896
48	15:53.773	38.454	1:07.835	31.721	7	2:18.010
48	18:07.590	36.788	1:07.965	29.064	8	2:13.817
	18:10.617					FINISH
48	20:22.816	36.676	1:08.059	30.491	9	2:15.226

50 HAGAN James

50	[IN]					
50						
50		51.279	1:18.683	11:38.482		
						START
50	6.297	52.722	1:19.723	1:26.003		
50	2:12.244	36.810	1:01.727	27.410	1	2:05.947
50	4:10.083	31.479	59.590	26.770	2	1:57.839

Num Num	Heure Hour	Secteur 1 Sector 1	Secteur 2 Sector 2	Secteur 3 Sector 3	Tour Lap	Temps Time
50	6:07.431	30.996	59.838	26.514	3	1:57.348
50	8:05.297	31.496	1:00.070	26.300	4	1:57.866
50	10:03.063	31.961	59.568	26.237	5	1:57.766
50	12:02.003	31.580	1:00.535	26.825	6	1:58.940
50	13:59.365	31.604	59.493	26.265	7	1:57.362
50	15:57.360	31.590	1:00.159	26.246	8	1:57.995
50	17:56.673	32.647	1:00.420	26.246	9	1:59.313
	18:10.617					FINISH
50	19:55.336	32.833	59.635	26.195	10	1:58.663

52 PUCCINELLI Flavio

52	[IN]					
52						
52		48.208	1:20.873	11:23.265		
						START
52	10.278	58.289	1:21.751	1:17.306		
52	2:30.886	42.209	1:09.660	28.739	1	2:20.608
52	4:40.581	33.311	1:07.777	28.607	2	2:09.695
52	6:47.545	33.238	1:05.929	27.797	3	2:06.964
52	8:54.814	33.842	1:04.361	29.066	4	2:07.269
52	11:00.589	32.474	1:04.585	28.716	5	2:05.775
52	13:05.321	33.161	1:03.028	28.543	6	2:04.732
52	15:08.573	32.508	1:01.883	28.861	7	2:03.252

Num Num	Heure Hour	Secteur 1 Sector 1	Secteur 2 Sector 2	Secteur 3 Sector 3	Tour Lap	Temps Time
52	17:12.377	32.740	1:02.269	28.795	8	2:03.804
	18:10.617					FINISH
52	19:14.963	32.083	1:02.790	27.713	9	2:02.586

54 CAJANI Marco

54	[IN]					
54						
54		49.150	1:18.360	11:12.177		
						START
54	11.845	1:02.668	1:25.937	1:05.148		
54	2:53.023	46.662	1:17.742	36.774	1	2:41.178
54	5:21.808	39.275	1:15.857	33.653	2	2:28.785
54	7:56.671	42.394	1:18.224	34.245	3	2:34.863
54	[IN] 10:17.480	41.193	1:17.465	22.151	3	
54	11:17.636				4	
54	13:58.886	49.227	1:17.116	34.907	5	2:41.250
54	[IN] 16:20.698	43.121	1:17.094	21.597	5	
54	17:41.817				6	
	18:10.617					FINISH
54	20:27.110	48.261	1:24.845	32.187	7	2:45.293

56 CLARK John

56	[IN]					
56						
56		47.910	1:18.745	11:35.413		
						START
56	6.619	54.607	1:19.507	1:23.483		
56	2:12.902	36.986	1:01.975	27.322	1	2:06.283
56	4:13.533	32.145	1:01.449	27.037	2	2:00.631
56	6:15.234	32.733	1:02.037	26.931	3	2:01.701
56	8:16.175	32.527	1:01.430	26.984	4	2:00.941
56	10:18.198	32.459	1:02.559	27.005	5	2:02.023
56	12:20.134	32.508	1:02.646	26.782	6	2:01.936
56	14:21.402	32.627	1:01.485	27.156	7	2:01.268
56	16:22.113	32.209	1:01.416	27.086	8	2:00.711
	18:10.617					FINISH
56	18:25.902	32.274	1:04.803	26.712	9	2:03.789

58 DE GRES Tom

58	[IN]					
58						
58		49.025	1:21.973	11:23.238		
						START

14ème GRAND PRIX DE MONACO HISTORIQUE 2024
 SERIE B : Voitures de Grand Prix à moteur arrière, 1500, F1(1961-1965) et F2 (1956-1960)
 SERIE B : Rear-engine Grand Prix Cars, 1500, F1 (1961 to 1965) and F2 (1956-1960)
 Course / Race
 Historique / Records

Num Num	Heure Hour	Secteur 1 Sector 1	Secteur 2 Sector 2	Secteur 3 Sector 3	Tour Lap	Temps Time
58	8.552	58.265	1:19.508	1:21.703		
58	2:25.049	41.001	1:07.060	28.436	1	2:16.497
58	4:34.701	35.464	1:06.028	28.160	2	2:09.652
58	6:36.816	32.714	1:02.332	27.069	3	2:02.115
58	8:41.529	33.586	1:03.806	27.321	4	2:04.713
58	10:42.879	31.444	1:03.048	26.858	5	2:01.350
58	12:43.719	31.717	1:02.197	26.926	6	2:00.840
58	14:47.194	31.684	1:04.422	27.369	7	2:03.475
58	16:48.648	31.963	1:01.965	27.526	8	2:01.454
	18:10.617					FINISH
58	18:50.890	31.945	1:02.175	28.122	9	2:02.242

1001 SC

1001						
						START
1001	[IN] 28.598	11:11.211	1:01.897	7:27.944		
	18:10.617					FINISH



Grille / Grid	6	4	22	24	7	25	34	8	5	15	23	28	50	20	32	56	1	44	2	16	58	46	19	52	9	21	18	48	12	54	
	1.	2.	3.	4.	5.	6.	7.	8.	9.	10.	11.	12.	13.	14.	15.	16.	17.	18.	19.	20.	21.	22.	23.	24.	25.	26.	27.	28.	29.	30.	31.
Départ / Start	6	4	22	24	25	7	34	5	8	15	28	23	50	56	20	32	1	44	2	16	46	58	19	18	52	21	9	48	12	54	1001
Tour / Lap 1	6	4	7	25	22	5	34	8	15	50	23	56	20	1	32	2	44	46	16	58	19	18	21	9	52	48	12	24	54		
Tour / Lap 2	6	4	7	25	22	5	34	8	15	50	23	56	20	1	32	2	44	16	46	58	19	18	21	9	24	52	48	12	54		
Tour / Lap 3	6	4	7	25	22	5	34	15	50	8	23	56	20	32	1	2	44	16	58	19	24	46	18	21	52	9	48	12	54		
Tour / Lap 4	6	4	7	22	25	5	34	15	50	8	23	56	32	20	1	44	16	24	58	19	46	18	21	52	48	12	54	2			
Tour / Lap 5	6	4	7	22	25	34	5	15	50	8	23	32	56	20	1	44	16	24	58	19	18	46	52	21	48	12	54	2			
Tour / Lap 6	6	4	7	22	25	34	5	15	50	8	23	32	20	56	1	24	44	16	58	19	18	46	52	21	48	12	54	2			
Tour / Lap 7	6	4	7	22	25	34	5	15	50	8	23	32	20	56	1	24	44	16	58	19	18	46	52	21	12	48	54				
Tour / Lap 8	6	4	7	22	25	34	15	5	50	8	23	32	20	24	56	1	44	16	58	19	18	46	52	21	12	48					
Tour / Lap 9	6	4	7	22	25	34	15	5	50	23	8	32	24	20	56	1	44	16	58	19	18	46	52	21	12	48					
Tour / Lap 10	6	4	7	22	25	34	15	5	50	8	32	23	24																		






Cl Rnk	Num Num	Pilote Pilot	Nat.Com Nat Com	Classe class	Tours Laps	Temps Time	Moyenne Average	M.Tour B.Lap	Vitesse Speed
-----------	------------	-----------------	--------------------	-----------------	---------------	---------------	--------------------	-----------------	------------------

VAINQUEUR DE LA SERIE

1	6	MIDDLEHURST Andy		3	10	18:14.309	109,77	1:47.677	111,56
---	---	------------------	---	---	----	-----------	--------	----------	--------


DEUXIEME DE LA SERIE

1	4	COLASACCO Joseph		3	10	18:15.095	109,70	1:47.159	112,10
---	---	------------------	---	---	----	-----------	--------	----------	--------

TROISIEME DE LA SERIE

1	7	SHAW Mark		2	10	18:50.675	106,24	1:51.161	108,07
---	---	-----------	---	---	----	-----------	--------	----------	--------


VAINQUEUR DE LA CLASSE 1

1	50	HAGAN James		1	10	19:55.336	100,50	1:57.348	102,37
---	----	-------------	---	---	----	-----------	--------	----------	--------

VAINQUEUR DE LA CLASSE 2

1	7	SHAW Mark		2	10	18:50.675	106,24	1:51.161	108,07
---	---	-----------	---	---	----	-----------	--------	----------	--------

14ème GRAND PRIX DE MONACO HISTORIQUE 2024
 SERIE B : Voitures de Grand Prix à moteur arrière, 1500, F1(1961-1965) et F2 (1956-1960)
 SERIE B : Rear-engine Grand Prix Cars, 1500, F1 (1961 to 1965) and F2 (1956-1960)
 Course / Race
 CLASSEMENT FINAL / FINAL CLASSIFICATION

Cl Rnk	Num Num	Pilote Pilot	Nat.Com Nat Com	Classe class	Tours Laps	Temps Time	Moyenne Average	M.Tour B.Lap	Vitesse Speed
VAINQUEUR DE LA CLASSE 3									
1	6	MIDDLEHURST Andy		3	10	18:14.309	109,77	1:47.677	111,56

