

14e GRAND PRIX DE MONACO HISTORIQUE




Liste des engagés série D : Voitures de Grand Prix F1 - 3L de 1966 à 1972

N°	Pilote NOM Prénom	Nat.Pil.	Concurrent NOM Prénom	Nat.Con.	Marque	Modèle	Année	Classe
1	HARTLEY JNR Tom	GBR	HARTLEY JNR Tom	GBR	MARCH	701	1970	2
2	KUBOTA Katsuaki	JPN	KUBOTA Katsuaki	JPN	LOTUS	72	1971	2
3	NEWAY Adrian	GBR	NEWAY Adrian	GBR	LOTUS	49B	1968	1
5	WRIGLEY Matthew	GBR	WRIGLEY Matthew	GBR	MARCH	721G	1972	2
7	SERGISON Ewen	GBR	SERGISON Ewen	GBR	SURTEES	TS9B	1971	2
9	LYNN Shaun	GBR	CONSTABLE Jamie	GBR	BRABHAM	BT37	1972	2
11	TBN Tbn		METHUSALEM RACING	DEU	FERRARI	312	1969	1
12	MEINERS Franco	MCO	MEINERS Franco	MCO	FERRARI	312B3	1972	3
15	GOETHE Roald	MCO	GOETHE Roald	MCO	MCLAREN	M19A	1971	2
16	MISTER JOHN OF B	FRA	MISTER JOHN OF B	FRA	MATRA	MS120C	1972	3
19	FERNANDEZ Adrian	MEX	FERNANDEZ Adrian	MEX	BRM	P153	1970	3
21	MATILE Nicolas	MCO	MATILE Nicolas	MCO	MATRA	MS120B	1971	3
22	LYONS Michael	GBR	LYONS Judith	GBR	SURTEES	TS9	1971	2
23	FERRARI Bruno	ITA	FERRARI Bruno	ITA	MARCH	701	1970	2
27	SHAW David	GBR	SHAW David	GBR	EIFELLAND	21	1972	2
28	BECKER Harald	DEU	BECKER Harald	DEU	MARCH	701	1970	2

14ème GRAND PRIX DE MONACO HISTORIQUE 2024
 SERIE D : Voitures de Grand Prix F1 3L (1966-1972)
 SERIE D : F1 Grand Prix cars 3L (1966 - 1972)



LISTE FINALE DES AUTORISES A PRENDRE LE DEPART / FINAL LIST OF AUTHORISED DRIVERS TO RACE

Num Num	Pilote Pilot	Nat Pil Nat Pil	Concurrent Competitor	Nat.Com Nat Com	Marque Type	Modèle Model	Année Year	Classe class
1	HARTLEY JNR Tom		HARTLEY JNR Tom		MARCH	701	1970	2
2	KUBOTA Katsuaki		KUBOTA Katsuaki		LOTUS	72	1971	2
3	NEWAY Adrian		NEWAY Adrian		LOTUS	49B	1968	1
5	WRIGLEY Matthew		WRIGLEY Matthew		MARCH	721G	1972	2
7	SERGISON Ewen		SERGISON Ewen		SURTEES	TS9B	1971	2
9	LYNN Shaun		CONSTABLE Jamie		BRABHAM	BT37	1972	2
11	HUERTEGEN CLAUDIA		METHUSALEM RACING		FERRARI	312	1969	1
12	MEINERS Franco		MEINERS Franco		FERRARI	312B3	1972	3
15	GOETHE Roald		GOETHE Roald		MCLAREN	M19A	1971	2
16	MISTER JOHN OF B		MISTER JOHN OF B		MATRA	MS120C	1972	3
19	FERNANDEZ Adrian		FERNANDEZ Adrian		BRM	P153	1970	3
21	MATILE Nicolas		MATILE Nicolas		MATRA	MS120B	1971	3
22	LYONS Michael		LYONS Judith		SURTEES	TS9	1971	2
23	FERRARI Bruno		FERRARI Bruno		MARCH	701	1970	2
27	SHAW David		SHAW David		EIFELLAND	21	1972	2
28	BECKER Harald		BECKER Harald		MARCH	701	1970	2

16 Concurrents / Competitors

Commission Sportive


A. Vivalda / C. Calegari / P. Longoni, 10/05/2024, 09:31:11



10/05/2024 - 08:58 / Page 1/1

10/05/2024 - 12/05/2024 / Monaco (MC)

Vola Timing (www.vola.fr) / Circuit Pro 8.1.05

Timekeeping by FMC & Vola Timing 



14ème GRAND PRIX DE MONACO HISTORIQUE 2024

SERIE D : Voitures de Grand Prix F1 3L (1966-1972)

SERIE D : F1 Grand Prix cars 3L (1966 - 1972)





Essais libres / Free Practice Session

CLASSEMENT FINAL DE LA SEANCE / SESSION FINAL CLASSIFICATION

Cl	Num	Pilote	Nat Pil	Concurrent	Nat.Com	Classe	Marque	Modèle	Année	Temps	Ecart	Tours	Vitesse
Rnk	Num	Pilot	Nat Pil	Competitor	Nat Com	class	Type	Model	Year	Time	Gap	Laps	Speed
1	22	LYONS Michael		LYONS Judith		2	SURTEES	TS9	1971	1:35.828		9	125,36
2	2	KUBOTA Katsuaki		KUBOTA Katsuaki		2	LOTUS	72	1971	1:37.646	+1.818	10	123,02
3	7	SERGISON Ewen		SERGISON Ewen		2	SURTEES	TS9B	1971	1:37.970	+2.142	9	122,62
4	5	WRIGLEY Matthew		WRIGLEY Matthew		2	MARCH	721G	1972	1:38.914	+3.086	11	121,45
5	27	SHAW David		SHAW David		2	EIFELLAND	21	1972	1:40.813	+4.985	10	119,16
6	19	FERNANDEZ Adrian		FERNANDEZ Adrian		3	BRM	P153	1970	1:41.240	+5.412	11	118,66
7	12	MEINERS Franco		MEINERS Franco		3	FERRARI	312B3	1972	1:41.963	+6.135	9	117,81
8	3	NEWAY Adrian		NEWAY Adrian		1	LOTUS	49B	1968	1:42.917	+7.089	11	116,72
9	16	MISTER JOHN OF B		MISTER JOHN OF B		3	MATRA	MS120C	1972	1:43.785	+7.957	9	115,75
10	11	HUERTEGEN CLAUDIA		METHUSALEM RACING		1	FERRARI	312	1969	1:46.697	+10.869	8	112,59
11	21	MATILE Nicolas		MATILE Nicolas		3	MATRA	MS120B	1971	1:49.243	+13.415	11	109,96
12	1	HARTLEY JNR Tom		HARTLEY JNR Tom		2	MARCH	701	1970	1:50.115	+14.287	10	109,09
13	15	GOETHE Roald		GOETHE Roald		2	MCLAREN	M19A	1971	1:52.375	+16.547	9	106,90
14	23	FERRARI Bruno		FERRARI Bruno		2	MARCH	701	1970	1:52.749	+16.921	3	106,54

14ème GRAND PRIX DE MONACO HISTORIQUE 2024
 SERIE D : Voitures de Grand Prix F1 3L (1966-1972)
 SERIE D : F1 Grand Prix cars 3L (1966 - 1972)
 Essais libres / Free Practice Session
 CLASSEMENT FINAL DE LA SEANCE / SESSION FINAL CLASSIFICATION



Cl	Num	Pilote	Nat Pil	Concurrent	Nat.Com	Classe	Marque	Modèle	Année	Temps	Ecart	Tours	Vitesse
Rnk	Num	Pilot	Nat Pil	Competitor	Nat Com	class	Type	Model	Year	Time	Gap	Laps	Speed
15	9	LYNN Shaun		CONSTABLE Jamie		2	BRABHAM	BT37	1972	1:52.830	+17.002	10	106,47
16	28	BECKER Harald		BECKER Harald		2	MARCH	701	1970	1:53.113	+17.285	11	106,20

Commission Sportive
 A. Vivalda / M.M. Calegari / P. Longoni, 10/05/2024, 17:54:13



















14ème GRAND PRIX DE MONACO HISTORIQUE 2024

SERIE D : Voitures de Grand Prix F1 3L (1966-1972)

SERIE D : F1 Grand Prix cars 3L (1966 - 1972)

Essais Qualificatifs / Qualifying Practice Session

CLASSEMENT FINAL DE LA SEANCE / SESSION FINAL CLASSIFICATION





Cl	Num	Pilote	Nat Pil	Concurrent	Nat.Com	Classe	Marque	Modèle	Année	Temps	Ecart	Tours	Vitesse
Rnk	Num	Pilot	Nat Pil	Competitor	Nat Com	class	Type	Model	Year	Time	Gap	Laps	Speed
1	22	LYONS Michael		LYONS Judith		2	SURTEES	TS9	1971	1:34.006		13	127,79
2	2	KUBOTA Katsuaki		KUBOTA Katsuaki		2	LOTUS	72	1971	1:35.541	+1.535	13	125,73
3	5	WRIGLEY Matthew		WRIGLEY Matthew		2	MARCH	721G	1972	1:35.905	+1.899	12	125,26
4	7	SERGISON Ewen		SERGISON Ewen		2	SURTEES	TS9B	1971	1:36.313	+2.307	13	124,73
5	27	SHAW David		SHAW David		2	EIFELLAND	21	1972	1:37.100	+3.094	13	123,71
6	19	FERNANDEZ Adrian		FERNANDEZ Adrian		3	BRM	P153	1970	1:38.221	+4.215	8	122,30
7	12	MEINERS Franco		MEINERS Franco		3	FERRARI	312B3	1972	1:39.837	+5.831	7	120,32
8	3	NEWAY Adrian		NEWAY Adrian		1	LOTUS	49B	1968	1:41.183	+7.177	13	118,72
9	1	HARTLEY JNR Tom		HARTLEY JNR Tom		2	MARCH	701	1970	1:41.562	+7.556	14	118,28
10	16	MISTER JOHN OF B		MISTER JOHN OF B		3	MATRA	MS120C	1972	1:44.342	+10.336	12	115,13
11	21	MATILE Nicolas		MATILE Nicolas		3	MATRA	MS120B	1971	1:44.679	+10.673	11	114,76
12	15	GOETHE Roald		GOETHE Roald		2	MCLAREN	M19A	1971	1:45.830	+11.824	13	113,51
13	9	LYNN Shaun		CONSTABLE Jamie		2	BRABHAM	BT37	1972	1:46.039	+12.033	9	113,29
14	28	BECKER Harald		BECKER Harald		2	MARCH	701	1970	1:49.354	+15.348	13	109,85

14ème GRAND PRIX DE MONACO HISTORIQUE 2024
 SERIE D : Voitures de Grand Prix F1 3L (1966-1972)
 SERIE D : F1 Grand Prix cars 3L (1966 - 1972)
 Essais Qualificatifs / Qualifying Practice Session
 CLASSEMENT FINAL DE LA SEANCE / SESSION FINAL CLASSIFICATION



Clé	Num	Pilote	Nat Pil	Concurrent	Nat.Com	Classe	Marque	Modèle	Année	Temps	Ecart	Tours	Vitesse
Rnk	Num	Pilot	Nat Pil	Competitor	Nat Com	class	Type	Model	Year	Time	Gap	Laps	Speed

Non-Partants / DNSs

11	HUERTEGEN CLAUDIA		METHUSALEM RACING		1	FERRARI	312	1969
23	FERRARI Bruno		FERRARI Bruno		2	MARCH	701	1970

N1: Track limit (chicane) / Franchissement limite de piste (chicane) cancelled time / Temps annulé 1.45:376 Lap/ Tour 12

N12 : Track limit (chicane) / Franchissement limite de piste (chicane) No time pit in /Pas de temps rentre aux stands

N19 : Track limit (chicane) / Franchissement limite de piste (chicane) No time pit in /Pas de temps rentre aux stands

N21: Track limit (chicane) / Franchissement limite de piste (chicane) No time pit in /Pas de temps rentre aux stands

Commission Sportive

A. Vivalda / M.M. Calegari / P. Longoni, 11/05/2024, 15:13:08



11/05/2024 - 15:08 / Page 2/2

14ème GRAND PRIX DE MONACO HISTORIQUE 2024

SERIE D : Voitures de Grand Prix F1 3L (1966-1972)

SERIE D : F1 Grand Prix cars 3L (1966 - 1972)

Essais Qualificatifs / Qualifying Practice Session

Historique / Records

Num	Nom pilote	Heure	Secteur 1	Secteur 2	Secteur 3	Tour	Temps
Num		Hour	Sector 1	Sector 2	Sector 3	Lap	Time

Num	Nom pilote	Heure	Secteur 1	Secteur 2	Secteur 3	Tour	Temps
Num		Hour	Sector 1	Sector 2	Sector 3	Lap	Time

1 HARTLEY JNR Tom

1	HARTLEY JNR	[IN]					START
1	HARTLEY JNR	24.939				1	
1	HARTLEY JNR	2:45.431	37.612	1:09.847	33.033	2	2:20.492
1	HARTLEY JNR	4:40.400	29.667	1:00.093	25.209	3	1:54.969
1	HARTLEY JNR	6:31.083	29.104	56.523	25.056	4	1:50.683
1	HARTLEY JNR	8:18.041	27.695	54.103	25.160	5	1:46.958
1	HARTLEY JNR	10:03.575	27.607	54.551	23.376	6	1:45.534
1	HARTLEY JNR	11:48.725	27.580	54.108	23.462	7	1:45.150
1	HARTLEY JNR	13:36.556	29.145	54.990	23.696	8	1:47.831
1	HARTLEY JNR	15:18.443	26.779	52.146	22.962	9	1:41.887
1	HARTLEY JNR	17:00.367	26.650	51.954	23.320	10	1:41.924
1	HARTLEY JNR	18:43.272	27.302	52.174	23.429	11	1:42.905
1	HARTLEY JNR	20:28.648	28.642	53.290	23.444	12	1:45.376
1	HARTLEY JNR	22:10.210	26.771	51.866	22.925	13	1:41.562
1	HARTLEY JNR	23:54.492	26.803	53.437	24.042	14	1:44.282
		24:07.837					RED FLAG
		25:19.508					START
		24:08.361					FINISH

2 KUBOTA Katsuaki

2	KUBOTA	[IN]					START
2	KUBOTA	10.877				1	
2	KUBOTA	2:12.675	35.205	1:01.698	24.895	2	2:01.798
2	KUBOTA	3:54.560	27.382	52.090	22.413	3	1:41.885
2	KUBOTA	5:32.696	25.951	50.256	21.929	4	1:38.136
2	KUBOTA	7:09.362	25.535	49.328	21.803	5	1:36.666
2	KUBOTA	[IN] 8:40.741				5	
2	KUBOTA	10:18.070				6	
2	KUBOTA	12:06.921	31.172	54.564	23.115	7	1:48.851
2	KUBOTA	13:46.947	25.764	52.326	21.936	8	1:40.026
2	KUBOTA	15:26.319	27.704	49.900	21.768	9	1:39.372
2	KUBOTA	17:04.382	25.073	49.293	23.697	10	1:38.063
2	KUBOTA	18:43.795	25.467	50.349	23.597	11	1:39.413
2	KUBOTA	20:24.949	25.914	53.295	21.945	12	1:41.154
2	KUBOTA	22:00.490	25.295	48.561	21.685	13	1:35.541
2	KUBOTA	[IN] 23:45.186				13	
		24:07.837					RED FLAG
		25:19.508					START
		24:08.361					FINISH

Num	Nom pilote	Heure	Secteur 1	Secteur 2	Secteur 3	Tour	Temps
Num		Hour	Sector 1	Sector 2	Sector 3	Lap	Time

3 NEWEY Adrian

3	NEWEY	[IN]					START
							39.834
3	NEWEY					1	
3	NEWEY	2:46.143	40.143	1:01.253	24.913	2	2:06.309
3	NEWEY	4:45.533	30.167	59.532	29.691	3	1:59.390
3	NEWEY	6:31.590	28.314	53.593	24.150	4	1:46.057
3	NEWEY	8:29.757	27.944	59.697	30.526	5	1:58.167
3	NEWEY	10:13.375	27.736	52.462	23.420	6	1:43.618
3	NEWEY	11:56.499	27.187	52.666	23.271	7	1:43.124
3	NEWEY	13:55.213	29.383	1:02.261	27.070	8	1:58.714
3	NEWEY	15:43.451	27.195	55.120	25.923	9	1:48.238
3	NEWEY	17:25.511	26.702	52.189	23.169	10	1:42.060
3	NEWEY	19:25.396	30.540	1:02.711	26.634	11	1:59.885
3	NEWEY	21:06.848	27.010	51.831	22.611	12	1:41.452
3	NEWEY	22:48.031	26.532	52.092	22.559	13	1:41.183
		24:07.837					RED FLAG
3	NEWEY	[IN] 24:55.240	32.093	1:08.607	26.509	13	
		25:19.508					START
		24:08.361					FINISH
3	NEWEY	[IN] 28:03.563				13	

5 WRIGLEY Matthew

5	WRIGLEY	[IN]					START
							18.038
5	WRIGLEY					1	
5	WRIGLEY	2:20.275	34.799	1:02.245	25.193	2	2:02.237
5	WRIGLEY	4:01.610	26.823	51.776	22.736	3	1:41.335
5	WRIGLEY	5:40.258	26.274	50.413	21.961	4	1:38.648
5	WRIGLEY	7:20.261	25.519	51.521	22.963	5	1:40.003
5	WRIGLEY	8:56.363	25.387	49.125	21.590	6	1:36.102
5	WRIGLEY	10:44.215	25.537	55.935	26.380	7	1:47.852
5	WRIGLEY	[IN] 12:24.290	25.933	57.047	17.095	7	
5	WRIGLEY	16:32.895				8	
5	WRIGLEY	18:30.043	35.685	57.051	24.412	9	1:57.148
5	WRIGLEY	20:19.681	25.600	59.496	24.542	10	1:49.638
5	WRIGLEY	21:55.586	25.175	49.141	21.589	11	1:35.905
5	WRIGLEY	23:35.091	24.998	48.700	25.807	12	1:39.505
		24:07.837					RED FLAG
		25:19.508					START
		24:08.361					FINISH

7 SERGISON Ewen

7	SERGISON	[IN]					
---	----------	------	--	--	--	--	--

Num	Nom pilote	Heure	Secteur 1	Secteur 2	Secteur 3	Tour	Temps
Num		Hour	Sector 1	Sector 2	Sector 3	Lap	Time
							START
7	SERGISON	22.242				1	
7	SERGISON	2:23.230	37.592	58.681	24.715	2	2:00.988
7	SERGISON	4:08.010	27.709	53.594	23.477	3	1:44.780
7	SERGISON	5:50.214	27.451	51.827	22.926	4	1:42.204
7	SERGISON	7:29.612	26.306	50.835	22.257	5	1:39.398
7	SERGISON	9:09.167	26.414	50.604	22.537	6	1:39.555
7	SERGISON	10:47.107	25.888	49.481	22.571	7	1:37.940
7	SERGISON	12:43.128	35.989	57.096	22.936	8	1:56.021
7	SERGISON	14:20.422	25.786	49.503	22.005	9	1:37.294
7	SERGISON	[IN] 16:00.844	25.860	57.115	17.447	9	
7	SERGISON	18:15.390				10	
7	SERGISON	20:09.268	37.928	52.894	23.056	11	1:53.878
7	SERGISON	21:46.860	25.899	49.896	21.797	12	1:37.592
7	SERGISON	23:23.173	25.261	49.416	21.636	13	1:36.313
							RED FLAG
							24:07.837
							START
							25:19.508
							FINISH
							24:08.361

9 LYNN Shaun

9	LYNN	[IN]					
							START
9	LYNN	23.633				1	

Num	Nom pilote	Heure	Secteur 1	Secteur 2	Secteur 3	Tour	Temps
Num		Hour	Sector 1	Sector 2	Sector 3	Lap	Time
9	LYNN	2:39.190	38.406	1:08.742	28.409	2	2:15.557
9	LYNN	4:39.606	33.942	1:01.578	24.896	3	2:00.416
9	LYNN	6:27.480	29.509	54.648	23.717	4	1:47.874
9	LYNN	8:15.233	28.753	55.025	23.975	5	1:47.753
9	LYNN	10:02.151	28.461	54.798	23.659	6	1:46.918
9	LYNN	11:48.190	28.255	54.056	23.728	7	1:46.039
9	LYNN	13:44.681	33.846	58.165	24.480	8	1:56.491
9	LYNN	[IN] 15:42.157	34.117	1:04.037	19.322	8	
9	LYNN	17:20.018				9	
9	LYNN	[IN] 19:20.180	38.417	1:02.927	18.818	9	
							RED FLAG
							24:07.837
							START
							25:19.508
							FINISH
							24:08.361
9	LYNN	[IN] 28:10.904				9	

12 MEINERS Franco

12	MEINERS	[IN]					
							START
12	MEINERS	28.630				1	
12	MEINERS	2:40.472	39.558	1:04.629	27.655	2	2:11.842
12	MEINERS	4:34.820	33.399	57.216	23.733	3	1:54.348
12	MEINERS	6:17.714	27.560	52.517	22.817	4	1:42.894
12	MEINERS	7:59.046	27.032	51.644	22.656	5	1:41.332

Num	Nom pilote	Heure	Secteur 1	Secteur 2	Secteur 3	Tour	Temps
Num		Hour	Sector 1	Sector 2	Sector 3	Lap	Time
12	MEINERS	9:39.151	26.819	50.982	22.304	6	1:40.105
12	MEINERS	11:18.988	26.567	50.981	22.289	7	1:39.837
12	MEINERS	[IN] 12:59.882	28.295	54.365	18.234	7	
		24:07.837					RED FLAG
		25:19.508					START
		24:08.361					FINISH
12	MEINERS	[IN] 27:24.220				7	

15 GOETHE Roald

15	GOETHE	[IN]					START
15	GOETHE	16.868				1	
15	GOETHE	[IN] 2:16.071	39.379	1:01.908	17.916	1	
15	GOETHE	3:07.987				2	
15	GOETHE	5:05.500	35.116	57.140	25.257	3	1:57.513
15	GOETHE	6:58.234	29.830	58.044	24.860	4	1:52.734
15	GOETHE	8:48.018	29.456	56.201	24.127	5	1:49.784
15	GOETHE	10:37.961	29.084	56.782	24.077	6	1:49.943
15	GOETHE	12:27.477	30.130	55.388	23.998	7	1:49.516
15	GOETHE	14:13.307	28.094	54.032	23.704	8	1:45.830
15	GOETHE	16:03.817	29.072	56.459	24.979	9	1:50.510
15	GOETHE	17:53.335	29.101	56.042	24.375	10	1:49.518
15	GOETHE	19:40.695	28.253	54.930	24.177	11	1:47.360

Num	Nom pilote	Heure	Secteur 1	Secteur 2	Secteur 3	Tour	Temps
Num		Hour	Sector 1	Sector 2	Sector 3	Lap	Time
15	GOETHE	21:29.478	29.040	55.642	24.101	12	1:48.783
15	GOETHE	23:19.851	28.430	57.596	24.347	13	1:50.373
		24:07.837					RED FLAG
		25:19.508					START
		24:08.361					FINISH

16 MISTER JOHN OF B

16	MISTER JOHN OF B	[IN]					START
16	MISTER JOHN OF B	26.917				1	
16	MISTER JOHN OF B	2:39.581	38.264	1:06.280	28.120	2	2:12.664
16	MISTER JOHN OF B	4:47.101	35.065	1:03.650	28.805	3	2:07.520
16	MISTER JOHN OF B	6:32.578	28.484	53.595	23.398	4	1:45.477
16	MISTER JOHN OF B	8:19.027	27.713	55.007	23.729	5	1:46.449
16	MISTER JOHN OF B	10:08.337	27.859	53.793	27.658	6	1:49.310
16	MISTER JOHN OF B	11:53.169	28.398	52.943	23.491	7	1:44.832
16	MISTER JOHN OF B	13:38.350	28.677	53.380	23.124	8	1:45.181
16	MISTER JOHN OF B	15:22.692	27.546	53.522	23.274	9	1:44.342
16	MISTER JOHN OF B	[IN] 17:05.743	27.348	58.382	17.321	9	
16	MISTER JOHN OF B	19:33.203				10	
16	MISTER JOHN OF B	21:31.657	39.295	55.339	23.820	11	1:58.454
16	MISTER JOHN OF B	23:32.240	27.727	54.351	38.505	12	2:00.583
		24:07.837					RED FLAG

Num	Nom pilote	Heure	Secteur 1	Secteur 2	Secteur 3	Tour	Temps
Num		Hour	Sector 1	Sector 2	Sector 3	Lap	Time
		25:19.508					START
		24:08.361					FINISH

19 FERNANDEZ Adrian

19	FERNANDEZ	[IN]					START
19	FERNANDEZ	12.412				1	
19	FERNANDEZ	2:15.946			25.817	2	2:03.534
19	FERNANDEZ	4:01.468			22.999	3	1:45.522
19	FERNANDEZ	5:46.752			22.356	4	1:45.284
19	FERNANDEZ	7:26.246			22.932	5	1:39.494
19	FERNANDEZ	9:20.480			25.476	6	1:54.234
19	FERNANDEZ	10:58.701			22.188	7	1:38.221
19	FERNANDEZ	12:51.676			25.465	8	1:52.975
		24:07.837					RED FLAG
		25:19.508					START
		24:08.361					FINISH

21 MATILE Nicolas

21	MATILE	[IN]					START
----	--------	------	--	--	--	--	-------

Num	Nom pilote	Heure	Secteur 1	Secteur 2	Secteur 3	Tour	Temps
Num		Hour	Sector 1	Sector 2	Sector 3	Lap	Time
21	MATILE	20.238				1	
21	MATILE	2:38.519	40.876	1:08.979	28.426	2	2:18.281
21	MATILE	4:39.179	33.475	1:01.975	25.210	3	2:00.660
21	MATILE	6:26.102	28.912	54.488	23.523	4	1:46.923
21	MATILE	8:12.130	28.020	54.272	23.736	5	1:46.028
21	MATILE	9:59.678	28.380	55.308	23.860	6	1:47.548
21	MATILE	11:46.205	28.131	54.420	23.976	7	1:46.527
21	MATILE	[IN] 14:00.230	41.525	1:13.157	19.343	7	
21	MATILE	16:58.471				8	
21	MATILE	19:02.023	36.567	1:00.901	26.084	9	2:03.552
21	MATILE	20:46.702	27.936	53.032	23.711	10	1:44.679
21	MATILE	22:33.944	27.910	54.942	24.390	11	1:47.242
		24:07.837					RED FLAG
21	MATILE	[IN] 24:46.691	34.675	1:14.762	23.310	11	
		25:19.508					START
		24:08.361					FINISH
21	MATILE	[IN] 26:46.958				11	

22 LYONS Michael

22	LYONS	[IN]					START
22	LYONS	13.623				1	
22	LYONS	2:11.271	33.342	59.672	24.634	2	1:57.648

14ème GRAND PRIX DE MONACO HISTORIQUE 2024
 SERIE D : Voitures de Grand Prix F1 3L (1966-1972)
 SERIE D : F1 Grand Prix cars 3L (1966 - 1972)
 Essais Qualificatifs / Qualifying Practice Session
 Historique / Records



Num	Nom pilote	Heure	Secteur 1	Secteur 2	Secteur 3	Tour	Temps	
Num		Hour	Sector 1	Sector 2	Sector 3	Lap	Time	
22	LYONS	3:49.355	25.821	50.205	22.058	3	1:38.084	
22	LYONS	5:26.228	25.244	49.665	21.964	4	1:36.873	
22	LYONS	7:02.006	25.430	48.991	21.357	5	1:35.778	
22	LYONS	[IN] 8:35.446	25.461	50.441	17.538	5		
22	LYONS	10:44.816				6		
22	LYONS	12:41.495	37.313	57.205	22.161	7	1:56.679	
22	LYONS	14:15.501	24.795	47.810	21.401	8	1:34.006	
22	LYONS	15:56.373	26.677	51.027	23.168	9	1:40.872	
22	LYONS	17:31.625	25.096	48.267	21.889	10	1:35.252	
22	LYONS	19:16.668	26.680	54.796	23.567	11	1:45.043	
22	LYONS	20:51.300	24.912	48.121	21.599	12	1:34.632	
22	LYONS	22:32.017	24.695	53.067	22.955	13	1:40.717	
							24:07.837	RED FLAG
22	LYONS	[IN] 24:12.696	24.742	51.929	24.008	13		
							25:19.508	START
							24:08.361	FINISH
22	LYONS	[IN] 27:52.811				13		

27 SHAW David

27	SHAW	[IN]					
START							
27	SHAW	15.088				1	
27	SHAW	2:13.649	33.841	1:00.030	24.690	2	1:58.561

Num	Nom pilote	Heure	Secteur 1	Secteur 2	Secteur 3	Tour	Temps	
Num		Hour	Sector 1	Sector 2	Sector 3	Lap	Time	
27	SHAW	3:58.238	28.131	53.327	23.131	3	1:44.589	
27	SHAW	5:39.427	26.521	52.445	22.223	4	1:41.189	
27	SHAW	7:21.489	25.818	53.445	22.799	5	1:42.062	
27	SHAW	8:59.804	25.843	50.492	21.980	6	1:38.315	
27	SHAW	10:38.229	25.413	50.303	22.709	7	1:38.425	
27	SHAW	12:24.823	29.163	54.127	23.304	8	1:46.594	
27	SHAW	[IN] 13:58.427	25.443	51.040	17.121	8		
27	SHAW	15:55.151				9		
27	SHAW	17:45.002	31.960	54.326	23.565	10	1:49.851	
27	SHAW	19:26.032	25.639	51.263	24.128	11	1:41.030	
27	SHAW	21:15.211	26.733	56.829	25.617	12	1:49.179	
27	SHAW	22:52.311	25.689	49.644	21.767	13	1:37.100	
							24:07.837	RED FLAG
27	SHAW	[IN] 24:53.934	27.087	1:06.131	28.405	13		
							25:19.508	START
							24:08.361	FINISH
27	SHAW	[IN] 26:59.730				13		

28 BECKER Harald

28	BECKER	[IN]					
START							
28	BECKER	32.579				1	
28	BECKER	2:51.332	43.930	1:07.538	27.285	2	2:18.753



Num	Nom pilote	Heure	Secteur 1	Secteur 2	Secteur 3	Tour	Temps
Num		Hour	Sector 1	Sector 2	Sector 3	Lap	Time
28	BECKER	4:48.564	32.248	58.897	26.087	3	1:57.232
28	BECKER	6:39.905	29.887	56.190	25.264	4	1:51.341
28	BECKER	8:31.793	29.933	56.629	25.326	5	1:51.888
28	BECKER	10:21.387	28.802	55.691	25.101	6	1:49.594
28	BECKER	12:12.322	29.938	55.926	25.071	7	1:50.935
28	BECKER	14:04.802	29.498	57.746	25.236	8	1:52.480
28	BECKER	15:58.175	29.749	57.287	26.337	9	1:53.373
28	BECKER	17:55.742	31.016	1:00.906	25.645	10	1:57.567
28	BECKER	19:49.328	29.267	58.705	25.614	11	1:53.586
28	BECKER	21:38.682	29.232	55.545	24.577	12	1:49.354
28	BECKER	23:33.769	29.116	57.630	28.341	13	1:55.087
		24:07.837					RED FLAG
		25:19.508					START
		24:08.361					FINISH

14ème GRAND PRIX DE MONACO HISTORIQUE 2024
 SERIE D : Voitures de Grand Prix F1 3L (1966-1972)
 SERIE D : F1 Grand Prix cars 3L (1966 - 1972)
 Course / Race

GRILLE DE DEPART FINALE / FINAL STARTING GRID

Départ / Start : 12/05/2024 - 11h15 Fermeture pré grille / Closing of the grid : 11h00 Durée / Duration : 00h35 12 Tours/Laps = 40.044 Km

- Pole -

			- 1 -	22	LYONS Michael - GBR (1:34.006)
KUBOTA Katsuaki - JPN (1:35.541)	2		- 2 -		
			- 3 -	5	WRIGLEY Matthew - GBR (1:35.905)
SERGISON Ewen - GBR (1:36.313)	7		- 4 -		
			- 5 -	27	SHAW David - GBR (1:37.100)
FERNANDEZ Adrian - MEX (1:38.221)	19		- 6 -		
			- 7 -	12	MEINERS Franco - MON (1:39.837)
NEWWEY Adrian - GBR (1:41.183)	3		- 8 -		
			- 9 -	1	HARTLEY JNR Tom - GBR (1:41.562)
MISTER JOHN OF B - FRA (1:44.342)	16		- 10 -		
			- 11 -	21	MATILE Nicolas - MON (1:44.679)
GOETHE Roald - MON (1:45.830)	15		- 12 -		




- Pole -

			- 13 -	9	LYNN Shaun - GBR (1:46.039)
BECKER Harald - GER (1:49.354)	28		- 14 -		

Commission Sportive
A. Vivalda / M.M. Calegari / P. Longoni, 12/05/2024, 09:48:42



12/05/2024 - 09:21 / Page 2/2

Timekeeping by FMC & Vola Timing 

14ème GRAND PRIX DE MONACO HISTORIQUE 2024

SERIE D : Voitures de Grand Prix F1 3L (1966-1972)

SERIE D : F1 Grand Prix cars 3L (1966 - 1972)

Course / Race

CLASSEMENT FINAL / FINAL CLASSIFICATION



Cl Rnk	Num Num	Concurrent Competitor	Nat.Com Nat Com	Classe class	Tours Laps	Temps Time	Ecart Gap	Moyenne Average	M.Tour B.Lap	Vitesse Speed
1	2	KUBOTA Katsuaki		2	12	19:26.639		123,56	1:33.839	128,01
2	5	WRIGLEY Matthew		2	12	19:42.723	+16.084	121,88	1:34.645	126,92
3	16	MISTER JOHN OF B		3	12	20:14.474	+47.835	118,70	1:38.686	121,73
4	3	NEWY Adrian		1	12	20:25.996	+59.357	117,58	1:39.121	121,19
5	12	MEINERS Franco		3	12	20:28.428	+1:01.789	117,35	1:38.653	121,77
6	1	HARTLEY JNR Tom		2	12	20:56.322	+1:29.683	114,74	1:39.902	120,24
7	28	BECKER Harald		2	11	19:51.170	+1 Lap	110,93	1:44.280	115,20
8	15	GOETHE Roald		2	11	19:51.971	+1 Lap	110,86	1:43.646	115,90
9	21	MATILE Nicolas		3	10	21:15.385	+2 Laps	94,19	1:46.777	112,50
10	22	LYONS Judith		2	8	12:41.808	+4 Laps	126,15	1:33.929	127,89
11	27	SHAW David		2	4	6:48.984	+8 Laps	117,49	1:38.766	121,63

Non-Partants / DNSs

	7	SERGISON Ewen		2						
	9	CONSTABLE Jamie		2						
	19	FERNANDEZ Adrian		3						

Commission Sportive


A. Vivalda / M.M. Calegari / P. Longoni, 12/05/2024, 14:20:44



12/05/2024 - 12:58 / Page 1/1

10/05/2024 - 12/05/2024 / Monaco (MC)

Vola Timing (www.vola.fr) / Circuit Pro 8.1.06

Timekeeping by FMC & Vola Timing 



Veuve Clicquot

14ème GRAND PRIX DE MONACO HISTORIQUE 2024

SERIE D : Voitures de Grand Prix F1 3L (1966-1972)

SERIE D : F1 Grand Prix cars 3L (1966 - 1972)

Course / Race

Historique / Records

Num	Heure	Secteur 1	Secteur 2	Secteur 3	Tour	Temps
Num	Hour	Sector 1	Sector 2	Sector 3	Lap	Time
1 HARTLEY JNR Tom						
1	[IN]					
1						
1		49.239	1:24.302	10:38.736		
START						
1	27.116	48.795	1:20.112	1:24.728		
1	2:16.062	30.749	54.669	23.528	1	1:48.946
1	3:59.594	27.551	52.843	23.138	2	1:43.532
1	5:41.831	26.728	52.165	23.344	3	1:42.237
1	7:25.414	27.370	52.619	23.594	4	1:43.583
1	9:09.584	27.741	53.350	23.079	5	1:44.170
1	10:50.200	26.762	51.260	22.594	6	1:40.616
1	12:31.373	26.463	51.718	22.992	7	1:41.173
1	14:14.136	27.052	52.599	23.112	8	1:42.763
1	15:54.942	26.568	51.234	23.004	9	1:40.806
1	17:34.844	26.296	50.926	22.680	10	1:39.902
1	19:15.372	26.393	51.200	22.935	11	1:40.528
	19:23.827					FINISH
1	20:56.322	26.834	51.351	22.765	12	1:40.950

Num	Heure	Secteur 1	Secteur 2	Secteur 3	Tour	Temps
Num	Hour	Sector 1	Sector 2	Sector 3	Lap	Time
2 KUBOTA Katsuaki						
2	[IN]					
2						
2		41.663	1:22.109	10:55.940		
START						
2	1.971	45.088	1:22.910	1:07.433		
2	1:43.420	28.809	50.650	21.990	1	1:41.449
2	3:18.735	25.337	48.556	21.422	2	1:35.315
2	4:53.160	25.147	48.246	21.032	3	1:34.425
2	6:28.158	25.063	48.471	21.464	4	1:34.998
2	8:02.446	24.764	48.042	21.482	5	1:34.288
2	9:36.285	24.824	47.957	21.058	6	1:33.839
2	11:10.938	24.871	48.546	21.236	7	1:34.653
2	12:50.246	25.237	49.847	24.224	8	1:39.308
2	14:30.489	27.439	50.424	22.380	9	1:40.243
2	16:09.897	25.656	51.077	22.675	10	1:39.408
2	17:47.661	25.716	50.064	21.984	11	1:37.764
	19:23.827					FINISH
2	19:26.639	25.978	50.981	22.019	12	1:38.978

Num Num	Heure Hour	Secteur 1 Sector 1	Secteur 2 Sector 2	Secteur 3 Sector 3	Tour Lap	Temps Time
3 NEWEY Adrian						
3	[IN]					
3		50.579	1:23.931	10:37.997		
						START
3	9.817	49.589	1:20.650	1:08.235		
3	1:56.137	30.007	53.593	22.720	1	1:46.320
3	3:41.165	28.053	53.921	23.054	2	1:45.028
3	5:23.001	26.918	52.113	22.805	3	1:41.836
3	7:02.766	26.218	50.581	22.966	4	1:39.765
3	8:43.761	26.593	51.953	22.449	5	1:40.995
3	10:24.510	26.199	51.799	22.751	6	1:40.749
3	12:04.563	26.091	51.587	22.375	7	1:40.053
3	13:44.270	26.548	51.061	22.098	8	1:39.707
3	15:24.180	26.589	50.907	22.414	9	1:39.910
3	17:03.301	25.949	50.478	22.694	10	1:39.121
3	18:45.111	26.338	51.286	24.186	11	1:41.810
	19:23.827					FINISH
3	20:25.996	26.446	51.871	22.568	12	1:40.885

5 WRIGLEY Matthew

5	[IN]					
---	------	--	--	--	--	--

Num Num	Heure Hour	Secteur 1 Sector 1	Secteur 2 Sector 2	Secteur 3 Sector 3	Tour Lap	Temps Time
5						
5		47.095	1:25.051	10:49.486		
						START
5	2.152	45.988	1:20.204	1:06.087		
5	1:39.887	27.354	48.919	21.462	1	1:37.735
5	3:14.654	25.224	48.224	21.319	2	1:34.767
5	4:49.299	25.190	48.201	21.254	3	1:34.645
5	6:24.728	25.263	48.627	21.539	4	1:35.429
5	7:59.507	24.863	48.474	21.442	5	1:34.779
5	9:34.420	24.872	48.327	21.714	6	1:34.913
5	11:09.868	24.796	48.627	22.025	7	1:35.448
5	13:07.386	41.606	52.737	23.175	8	1:57.518
5	14:48.380	26.893	50.936	23.165	9	1:40.994
5	16:25.763	25.980	49.494	21.909	10	1:37.383
5	18:04.868	26.039	50.524	22.542	11	1:39.105
	19:23.827					FINISH
5	19:42.723	25.721	49.527	22.607	12	1:37.855

7 SERGISON Ewen

7	[IN]					
7						
						START
	19:23.827					FINISH

Num	Heure	Secteur 1	Secteur 2	Secteur 3	Tour	Temps
Num	Hour	Sector 1	Sector 2	Sector 3	Lap	Time
9 LYNN Shaun						
9	[IN]					
						START
	19:23.827					FINISH
9	[IN] 24:43.123					

12 MEINERS Franco

12	[IN]					
12						
12		51.202	1:25.439	10:40.287		
						START
12	4.099	47.417	1:20.604	1:03.516		
12	1:49.775	29.738	52.344	23.594	1	1:45.676
12	3:31.201	26.790	52.055	22.581	2	1:41.426
12	5:11.148	26.602	50.980	22.365	3	1:39.947
12	6:51.168	26.463	50.993	22.564	4	1:40.020
12	8:31.846	26.739	50.676	23.263	5	1:40.678
12	10:11.940	27.069	50.574	22.451	6	1:40.094
12	11:52.539	26.512	51.506	22.581	7	1:40.599
12	13:33.394	26.710	51.590	22.555	8	1:40.855
12	15:13.236	26.342	50.671	22.829	9	1:39.842
12	16:52.610	26.542	50.361	22.471	10	1:39.374

Num	Heure	Secteur 1	Secteur 2	Secteur 3	Tour	Temps
Num	Hour	Sector 1	Sector 2	Sector 3	Lap	Time
12	18:49.775	26.599	52.098	38.468	11	1:57.165
	19:23.827					FINISH
12	20:28.428	26.959	49.835	21.859	12	1:38.653

15 GOETHE Roald

15	[IN]					
15						
						START
15	9.960					
15	2:05.435	34.844	56.053	24.578	1	1:55.475
15	3:54.202	28.882	55.629	24.256	2	1:48.767
15	5:41.984	29.065	54.718	23.999	3	1:47.782
15	7:27.437	28.061	53.814	23.578	4	1:45.453
15	9:15.089	27.943	54.709	25.000	5	1:47.652
15	11:00.966	27.941	54.106	23.830	6	1:45.877
15	12:51.566	28.307	56.470	25.823	7	1:50.600
15	14:37.735	28.627	53.997	23.545	8	1:46.169
15	16:21.381	27.474	53.072	23.100	9	1:43.646
15	18:07.674	27.256	54.864	24.173	10	1:46.293
	19:23.827					FINISH
15	19:51.971	27.287	53.362	23.648	11	1:44.297

Num Num	Heure Hour	Secteur 1 Sector 1	Secteur 2 Sector 2	Secteur 3 Sector 3	Tour Lap	Temps Time
16 MISTER JOHN OF B						
16	[IN]					
16		48.531	1:25.288	10:37.996		
						START
16	5.619	48.471	1:21.091	1:01.282		
16	1:52.672	30.154	53.931	22.968	1	1:47.053
16	3:34.534	27.072	51.918	22.872	2	1:41.862
16	5:16.278	26.806	52.192	22.746	3	1:41.744
16	6:57.486	26.633	51.830	22.745	4	1:41.208
16	8:37.907	26.593	51.308	22.520	5	1:40.421
16	10:17.888	26.392	50.992	22.597	6	1:39.981
16	11:58.165	26.209	51.106	22.962	7	1:40.277
16	13:36.851	25.759	50.605	22.322	8	1:38.686
16	15:16.040	25.929	50.240	23.020	9	1:39.189
16	16:54.771	25.741	50.556	22.434	10	1:38.731
16	18:33.884	25.638	50.608	22.867	11	1:39.113
	19:23.827					FINISH
16	20:14.474	27.500	50.551	22.539	12	1:40.590

21 MATILE Nicolas

21	[IN]					
----	------	--	--	--	--	--

Num Num	Heure Hour	Secteur 1 Sector 1	Secteur 2 Sector 2	Secteur 3 Sector 3	Tour Lap	Temps Time
21		48.655	1:23.181	10:37.300		
						START
21	5.466	49.506	1:20.679	59.986		
21	1:55.600	29.836	55.695	24.603	1	1:50.134
21	3:44.720	28.201	56.270	24.649	2	1:49.120
21	5:32.459	28.748	54.833	24.158	3	1:47.739
21	7:19.236	28.707	54.248	23.822	4	1:46.777
21	[IN] 9:20.427	32.808	1:09.009	19.374	4	
21	10:34.801				5	
21	12:47.069	37.528	1:04.860	29.880	6	2:12.268
21	14:58.421	36.462	1:05.611	29.279	7	2:11.352
21	17:07.433	34.404	1:04.576	30.032	8	2:09.012
21	19:09.692	34.242	1:00.944	27.073	9	2:02.259
	19:23.827					FINISH
21	21:15.385	34.114	1:03.700	27.879	10	2:05.693

22 LYONS Michael

22	[IN]					
22						
22						
						START
22	1.092	41.892	1:22.489	1:08.584		

Num Num	Heure Hour	Secteur 1 Sector 1	Secteur 2 Sector 2	Secteur 3 Sector 3	Tour Lap	Temps Time
22	1:38.501	27.468	48.421	21.520	1	1:37.409
22	3:12.860	25.021	47.628	21.710	2	1:34.359
22	4:47.089	24.874	47.787	21.568	3	1:34.229
22	6:21.410	24.916	47.892	21.513	4	1:34.321
22	7:55.339	24.670	47.734	21.525	5	1:33.929
22	9:30.065	25.036	48.039	21.651	6	1:34.726
22	11:04.457	24.771	47.959	21.662	7	1:34.392
22	12:41.808	25.989	49.081	22.281	8	1:37.351
22	[IN] 15:05.008	24.724	56.964	1:01.512	8	
	19:23.827					FINISH
22	[IN] 25:36.008				8	

27 SHAW David

27	[IN]					
27						
27		51.635	1:25.935	10:39.982		
						START
27	2.868	47.174	1:20.292	1:04.336		
27	1:48.543	28.559	52.605	24.511	1	1:45.675
27	3:30.471	26.853	52.289	22.786	2	1:41.928
27	5:10.218	26.238	50.921	22.588	3	1:39.747
27	6:48.984	25.745	50.604	22.417	4	1:38.766
27	[IN] 8:23.342	26.143	52.657	15.558	4	

Num Num	Heure Hour	Secteur 1 Sector 1	Secteur 2 Sector 2	Secteur 3 Sector 3	Tour Lap	Temps Time
	19:23.827					FINISH
27	[IN] 24:32.749				4	
28 BECKER Harald						
28	[IN]					
28						
28		48.344	1:22.220	10:43.983		
						START
28	7.262	44.181	1:19.923	1:00.093		
28	2:00.658	31.959	57.004	24.433	1	1:53.396
28	3:49.177	28.432	55.742	24.345	2	1:48.519
28	5:38.293	29.212	55.446	24.458	3	1:49.116
28	7:25.190	28.749	54.111	24.037	4	1:46.897
28	9:15.043	28.906	55.118	25.829	5	1:49.853
28	11:01.199	28.659	53.988	23.509	6	1:46.156
28	12:49.429	29.373	54.803	24.054	7	1:48.230
28	14:35.293	29.249	52.975	23.640	8	1:45.864
28	16:20.028	28.068	52.529	24.138	9	1:44.735
28	18:06.890	27.342	54.920	24.600	10	1:46.862
	19:23.827					FINISH
28	19:51.170	27.468	52.701	24.111	11	1:44.280



Num	Heure	Secteur 1	Secteur 2	Secteur 3	Tour	Temps
Num	Hour	Sector 1	Sector 2	Sector 3	Lap	Time

1001 SC

1001						
						START
1001	[IN] 39.048	12:42.944	1:00.747	7:17.983		
	19:23.827					FINISH



14ème GRAND PRIX DE MONACO HISTORIQUE 2024
 SERIE D : Voitures de Grand Prix F1 3L (1966-1972)
 SERIE D : F1 Grand Prix cars 3L (1966 - 1972)



Course / Race
 Tour par tour / Lap by lap

Grille / Grid	22	2	5	7	27	19	12	3	1	16	21	15	9	28
---------------	----	---	---	---	----	----	----	---	---	----	----	----	---	----

	1.	2.	3.	4.	5.	6.	7.	8.	9.	10.	11.	12.	13.	14.
Départ / Start	22	2	5	27	12	21	16	28	3	15	1	1001	9	
Tour / Lap 1	22	5	2	27	12	16	21	3	28	15	1			
Tour / Lap 2	22	5	2	27	12	16	3	21	28	15	1			
Tour / Lap 3	22	5	2	27	12	16	3	21	28	1	15			
Tour / Lap 4	22	5	2	27	12	16	3	21	28	1	15			
Tour / Lap 5	22	5	2	12	16	3	1	28	15	21				
Tour / Lap 6	22	5	2	12	16	3	1	15	28	21				
Tour / Lap 7	22	5	2	12	16	3	1	28	15	21				
Tour / Lap 8	22	2	5	12	16	3	1	28	15	21				
Tour / Lap 9	2	5	12	16	3	1	28	15	21					
Tour / Lap 10	2	5	12	16	3	1	28	15	21					
Tour / Lap 11	2	5	16	3	12	1	28	15						
Tour / Lap 12	2	5	16	3	12	1								



14ème GRAND PRIX DE MONACO HISTORIQUE 2024
 SERIE D : Voitures de Grand Prix F1 3L (1966-1972)
 SERIE D : F1 Grand Prix cars 3L (1966 - 1972)



Course / Race
 PALMARES

Cl Rnk	Num Num	Concurrent Competitor	Nat.Com Nat Com	Classe class	Tours Laps	Temps Time	Moyenne Average	M.Tour B.Lap	Vitesse Speed
-----------	------------	--------------------------	--------------------	-----------------	---------------	---------------	--------------------	-----------------	------------------


VAINQUEUR DE LA SERIE

1	2	KUBOTA Katsuaki		2	12	19:26.639	123,56	1:33.839	128,01
---	---	-----------------	---	---	----	------------------	--------	----------	--------

DEUXIEME DE LA SERIE

1	5	WRIGLEY Matthew		2	12	19:42.723	121,88	1:34.645	126,92
---	---	-----------------	---	---	----	------------------	--------	----------	--------

TROISIEME DE LA SERIE

1	16	MISTER JOHN OF B		3	12	20:14.474	118,70	1:38.686	121,73
---	----	------------------	---	---	----	------------------	--------	----------	--------

VAINQUEUR DE LA CLASSE 1

1	3	NEWHEY Adrian		1	12	20:25.996	117,58	1:39.121	121,19
---	---	---------------	---	---	----	------------------	--------	----------	--------

VAINQUEUR DE LA CLASSE 2

1	2	KUBOTA Katsuaki		2	12	19:26.639	123,56	1:33.839	128,01
---	---	-----------------	---	---	----	------------------	--------	----------	--------



Cl Rnk	Num Num	Concurrent Competitor	Nat.Com Nat Com	Classe class	Tours Laps	Temps Time	Moyenne Average	M.Tour B.Lap	Vitesse Speed
-----------	------------	--------------------------	--------------------	-----------------	---------------	---------------	--------------------	-----------------	------------------

VAINQUEUR DE LA CLASSE 3

1	16	MISTER JOHN OF B		3	12	20:14.474	118,70	1:38.686	121,73
---	----	------------------	---	---	----	-----------	--------	----------	--------

