

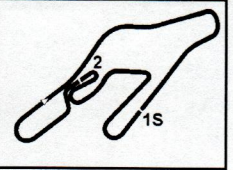


6<sup>th</sup> Round  
Stewards  
Log N° 54.....

6.1

ASIA

PROVISIONAL



Autodromo Vallelunga 4.085 m

## ASIA - Results Race 2

Laps 30 = 122,550 km - Avg 146,754 km/h - Race Time 50'06.265

POSTED  
at 16.h.41...m

No.	Driver 1 Entrant	Driver 2 Team	Car	Class	Laps	Time	Gap	Rel.	Fastest Lap
1	<b>284</b> GILTRAP Marco (NZL) 1'34.852 ABSOLUTE RACING	VAN DER DRIFT Chris (NZL) Absolute Racing	Huracán ST EVO 2	PRO	30	50'06.265		4	1'33.602
2	<b>221</b> LEE Oscar (HKG) 1'35.304 D1 RACING TEAM	WELLS Daniel Philip (HKG) DW Evans GT	Huracán ST EVO 2	PROAM	30	50'31.937	25.672	25.672	30 1'34.940
3	<b>210</b> LI Qiang (CHN) 1'37.446 TRT RACING	CECOTTO Jonathan (MCO) TRT Racing	Huracán ST EVO 2	PROAM	30	50'52.367	46.102	20.430	14 1'34.005
4	<b>263</b> LEE Changwoo (KOR) 1'36.228 SQDA - GRIT MOTORSPORT	KWON John (KOR) SQDA - GRIT Motorsport	Huracán ST EVO 2	AM	30	51'16.997	1'10.732	24.630	6 1'35.963
5	<b>219</b> LOMMAHADTHAI Aniwat (THA) ABSOLUTE RACING	PROMSOMBAT Pasarit (THA) Star Performance by Absolute	Huracán ST EVO 2	AM	30	51'25.126	1'18.861	8.129	7 1'35.224
6	<b>251</b> HUANG Johnson (TPE) 1'37.438 BC RACING	TAI Vincent (TPE) BC Racing	Huracán ST EVO 2	AM	30	51'36.688	1'30.423	11.562	19 1'36.677
7	<b>211</b> WALLS Tony (AUS) 1'40.617 TRIPLE ACE RACING	WALLS Jackson (AUS) Objective Racing	Huracán ST EVO 2	PROAM	30	51'40.337	1'34.072	3.649	3 1'34.288
8	<b>291</b> KWONG Henry (HKG) TRIPLE ACE RACING	KWONG Eric (HKG) 1'38.495 Triple Ace Racing	Huracán ST EVO 2	AM	29	50'21.473	1 Lap	1 Lap	11 1'36.565
9	<b>207</b> LUO Haowen (CHN) 1'39.267 RACEGRAPH	ROUGET Benjamin (FRA) Vortex Racegraph	Huracán ST EVO 2	PROAM	29	50'29.629	1 Lap	8.156	19 1'35.729
10	<b>218</b> KANG Zhilong (CHN) 1'39.080 TRT RACING	LU Lei (CHN) TRT Racing	Huracán ST EVO 2	AM	29	50'39.642	1 Lap	10.013	10 1'38.066
11	<b>271</b> WEERABORWORNONG Supachai (THA) SIAMGAS CORSE	Sianggas Corse	Huracán ST EVO 2	LC	29	51'07.940	1 Lap	28.298	15 1'38.498
12	<b>205</b> ZAIREL OH Hairie (PHL) 1'42.183 HZO FORTIS RACING TEAM	ZAIREL OH Haziq (MYS) HZO Fortis Racing Team	Huracán ST EVO 2	LC	28	50'13.598	2 Laps	1 Lap	8 1'38.833
13	<b>283</b> MA Chi Min (HKG) KAM LUNG RACING	Kam Lung Racing	Huracán ST EVO 2	LC	28	50'49.702	2 Laps	36.104	19 1'39.865
14	<b>237</b> PRABAKARAN Kumar (MYS) IRON LYNX	Iron Lynx	Huracán ST EVO 2	LC	27	51'05.278	3 Laps	1 Lap	27 1'42.484
----- Not Classified -----									
RET	<b>216</b> XU Shenghui (CHN) 1'39.132 HARMONY RACING	WISER Massimiliano (ITA) Harmony Racing	Huracán ST EVO 2	PRO	24	41'17.805	6 Laps		4 1'34.216
RET	<b>233</b> LOH Lean Shen (IDN) 1'41.672 IRON LYNX	DARWIN Mark (MYS) Iron Lynx	Huracán ST EVO 2	AM	22	38'42.455	8 Laps		4 1'34.808

Starting: 16 Classified: 14 Not Classified: 0 Retired: 2 Not Started: 0  
Fastest Lap N. 4 No. 284 Chris van der Time 1'33.602 Avg. 157,112 Km/h

Humidity: 65% AIR 16°C  
Condition: DRY Temp: 17°C

### Penalty and Infringment

16.16 207 Racegraph

Stop & Go 0.780 sec - Incorrect driver change - Stewards dec.n.6

Clerk of the Course : Gianfranco Bonifacio

Race Director : Alain Adam

Start 15:42 End 16:34  
17/11/2023

Powered by FICr Perugia Timing

ROGER DUBUIS

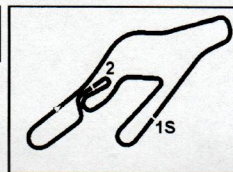
HANKOOK  
driving emotion





# 6th Round

## Stewards Log N° 54/a

**6.2****ASIA**

Autodromo Vallelunga 4.085 m

1 / 2

### ASIA - Results by Class Race 2

#### AM

Laps 30 = 122,550 km - Avg 143,380 km/h - Race Time 51'16.997

No.	Driver 1 Entrant	Driver 2 Team	Car	Laps	Time	Gap	Rel.	Fastest Lap
1	<b>263</b> LEE Changwoo (KOR) 1'36.228 SQDA - GRIT MOTORSPORT	<b>KWON John (KOR)</b> SQDA - GRIT Motorsport	Huracán ST EVO 2	30	51'16.997		6	1'35.963
2	<b>219</b> LOMMAHADTHAI Aniwat (THA) ABSOLUTE RACING	<b>PROMSOMBAT Pasarit (THA)</b> Star Performance by Absolute	Huracán ST EVO 2	30	51'25.126	<b>8.129</b>	<b>8.129</b>	7 1'35.224
3	<b>251</b> HUANG Johnson (TPE) 1'37.438 BC RACING	<b>TAI Vincent (TPE)</b> BC Racing	Huracán ST EVO 2	30	51'36.688	<b>19.691</b>	<b>11.562</b>	19 1'36.677
4	<b>291</b> KWONG Henry (HKG) TRIPLE ACE RACING	<b>KWONG Eric (HKG) 1'38.495</b> Triple Ace Racing	Huracán ST EVO 2	29	50'21.473	<b>1 Lap</b>	<b>1 Lap</b>	11 1'36.565
5	<b>218</b> KANG Zhilong (CHN) 1'39.080 TRT RACING	<b>LU Lei (CHN)</b> TRT Racing	Huracán ST EVO 2	29	50'39.642	<b>1 Lap</b>	<b>18.169</b>	10 1'38.066
----- Not Classified -----								
RET	<b>233</b> LOH Lean Shen (IDN) 1'41.672 IRON LYNX	<b>DARWIN Mark (MYS)</b> Iron Lynx	Huracán ST EVO 2	22	38'42.455	<b>8 Laps</b>		4 1'34.808

Starting: 6 Classified: 5 Not Classified: 0 Retired: 1 Not Started: 0  
 Fastest Lap N. 4 No. 233 Mark Darwin 2 Time 1'34.808 Avg. 155,113 Km/h

#### LC

Laps 29 = 118,465 km - Avg 139,010 km/h - Race Time 51'07.940

No.	Driver 1 Entrant	Driver 2 Team	Car	Laps	Time	Gap	Rel.	Fastest Lap
1	<b>271</b> WEERABORWORNONG Supachai (THA) SIAMGAS CORSE	<b>SIAMGAS CORSE</b>	Huracán ST EVO 2	29	51'07.940		15	1'38.498
2	<b>205</b> ZAIREL OH Hairie (PHL) 1'42.183 HZO FORTIS RACING TEAM	<b>ZAIREL OH Haziq (MYS)</b> HZO Fortis Racing Team	Huracán ST EVO 2	28	50'13.598	<b>1 Lap</b>	<b>1 Lap</b>	8 1'38.833
3	<b>283</b> MA Chi Min (HKG) KAM LUNG RACING	<b>Kam Lung Racing</b>	Huracán ST EVO 2	28	50'49.702	<b>1 Lap</b>	<b>36.104</b>	19 1'39.865
4	<b>237</b> PRABAKARAN Kumar (MYS) IRON LYNX	<b>Iron Lynx</b>	Huracán ST EVO 2	27	51'05.278	<b>2 Laps</b>	<b>1 Lap</b>	27 1'42.484

Starting: 4 Classified: 4 Not Classified: 0 Retired: 0 Not Started: 0  
 Fastest Lap N. 15 No. 271 Supachai Weeraborwornpong Time 1'38.498 Avg. 149,303 Km/h

#### PRO

Laps 30 = 122,550 km - Avg 146,754 km/h - Race Time 50'06.265

No.	Driver 1 Entrant	Driver 2 Team	Car	Laps	Time	Gap	Rel.	Fastest Lap
1	<b>284</b> GILTRAP Marco (NZL) 1'34.852 ABSOLUTE RACING	<b>VAN DER DRIFT Chris (NZL)</b> Absolute Racing	Huracán ST EVO 2	30	50'06.265		4	1'33.602
----- Not Classified -----								
RET	<b>216</b> XU Shenghui (CHN) 1'39.132 HARMONY RACING	<b>WISER Massimiliano (ITA)</b> Harmony Racing	Huracán ST EVO 2	24	41'17.805	<b>6 Laps</b>		4 1'34.216

Starting: 2 Classified: 1 Not Classified: 0 Retired: 1 Not Started: 0  
 Fastest Lap N. 4 No. 284 Chris van der Time 1'33.602 Avg. 157,112 Km/h

Clerk of the Course : Gianfranco Bonifacio

Race Director : Alain Adam

17/11/2023 Start 15:42 End 16:34

Powered by FICr Perugia Timing

# ROGER DUBUIS

# HANKOOK

driving emotion

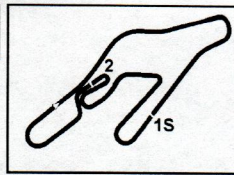




6<sup>th</sup> Round

6.2

ASIA



### ASIA - Results by Class Race 2

Stewards  
N° 54/b  
PRO AM

POSTED  
at...h....m

Autodromo Vallelunga 4.085 m  
2 / 2

Laps 30 = 122,550 km - Avg 145,511 km/h - Race Time 50'31.937

No.	Driver 1 Entrant	Driver 2 Team	Car	Laps	Time	Gap	Rel.	Fastest Lap
1	<b>221</b> LEE Oscar (HKG) 1'35.304 D1 RACING TEAM	<b>WELLS Daniel Philip</b> (HKG) DW Evans GT	Huracán ST EVO 2	30	50'31.937		30	1'34.940
2	<b>210</b> LI Qiang (CHN) 1'37.446 TRT RACING	<b>CECOTTO Jonathan</b> (MCO) TRT Racing	Huracán ST EVO 2	30	50'52.367	<b>20.430</b>	<b>20.430</b> 14	<b>1'34.005</b>
3	<b>211</b> WALLS Tony (AUS) 1'40.617 TRIPLE ACE RACING	<b>WALLS Jackson</b> (AUS) Objective Racing	Huracán ST EVO 2	30	51'40.337	<b>1'08.400</b>	<b>47.970</b> 3	1'34.288
4	<b>207</b> LUO Haowen (CHN) 1'39.267 RACEGRAPH	<b>ROUGET Benjamin</b> (FRA) Vortex Racegraph	Huracán ST EVO 2	29	50'29.629	<b>1 Lap</b>	<b>1 Lap</b> 19	1'35.729

Starting: 4    Classified: 4    Not Classified: 0    Retired: 0    Not Started: 0  
Fastest Lap N. 14    No. 210 Jonathan Cecotto    Time 1'34.005    Avg. 156,438 Km/h

Humidity:	65%	AIR	16°C
Condition:	DRY	Temp:	17°C

Clerk of the Course : Gianfranco Bonifacio

Race Director : Alain Adam

17/11/2023	Start 15:42	End 16:34
------------	----------------	--------------

Powered by FICr Perugia Timing

**ROGER DUBUIS**

**HANKOOK**  
driving emotion