There are nine recognised hand signals used to communicate between marshals, over a distance. Please memorise them. You need to make your signals clear and maintain them until acknowledged by the Official on the post who should repeat the signal to you.



Crossed arms overhead
Medical attention required



Arms form an F
Fire tender required



Arms form a W
Rescue equipment required



Pat Top of Head
I need assistance



Arms Form a T
Car requires a Flat Tow



Arms Form a T then Lifted
Car requires a Lift Tow



Act out spreading cement
There is fluid on the track



Thumbs Up
Driver OK or
Situation under Control



Is it safe to cross the track?
Arm Vertical–Wait not safe
Arm dropped-Cross now



BLUE

Overtaking signal



GREEN

All clear ahead



WHITE

Slow moving vehicle or service vehicle on the track ahead



BLACK & WHITE DIAGONAL

Warning flag, displayed to a Driver behaving in an unsportsmanlike manner



YELLOW

Danger ahead – slow and be prepared to take avoiding action



BLACK WITH ORANGE DISC

Mechanical problems: stop at pit on the next lap



YELLOW WITH RED STRIPES

Deterioration of adhesion / slippery surface ahead



BLACK

Enter pit lane on the next lap



RED

Stopping the race or practice



BLACK & WHITE CHEQUERED

Finishing flag – end of race or practice