

Monteblando
COPA NACIONAL
Carrera 1



Resultados Provisionales

Clas	Nº	Piloto	Cat	Clas	Equipo	Vehiculo	Vtas.	Tiempo Total	Dif 1º	Interval	Km/h	Mejor	Tiempo	Km/h
1	88	Mauro Tim Polderman			A.SCHIMPF TEAM	Renault CLIO CUP V	16	31:08.346			121.0	13	1:56.134	121.7
2	17	Nicolas Abella Romero			ESCUADERIA LA	Renault CLIO CUP V	16	31:13.406	5.060	5.060	120.7	12	1:56.392	121.4
3	23	Jose A. Gomez Gutierrez			ESCUADERIA LA	Renault CLIO CUP V	16	31:22.194	13.848	8.788	120.1	15	1:56.509	121.3
4	22	Stephan Polderman			A.SCHIMPF TEAM	Renault CLIO CUP V	16	31:22.665	14.319	0.471	120.1	14	1:56.602	121.2
5	65	Fabien Julia			FABIEN JULIA	Renault CLIO CUP V	16	31:23.191	14.845	0.526	120.0	16	1:56.438	121.3
6	66	Alejandro Romero Beiro			MOTOR CLUB	Renault CLIO CUP V	16	31:37.600	29.254	14.409	119.1	4	1:57.440	120.3
7	21	Lydia Sempere Frances			A.SCHIMPF TEAM	Renault CLIO CUP V	16	31:38.016	29.670	0.416	119.1	6	1:57.626	120.1
8	41	Alejandro Iribas Estrada			ESCUADERIA LA	Renault CLIO CUP V	16	31:38.765	30.419	0.749	119.0	11	1:57.208	120.5
9	10	Maximo Varela Ortiz			ESCUADERIA LA	Renault CLIO CUP V	16	31:39.473	31.127	0.708	119.0	3	1:57.522	120.2
10	8	Joaquín Rodrigo Perez			AUTOMÓVIL CLUB	Renault CLIO CUP V	16	32:07.202	58.856	27.729	117.3	7	1:57.899	119.8

Not classified: (Requirements: 75% of number laps of leader = 12 Laps)

30	Sergio Cabal Diez			RASANTE SPORT	Renault CLIO CUP V	5	10:21.685	11 Vtas.	11 Vtas.	113.6	3	2:00.104	117.6
----	-------------------	--	--	---------------	--------------------	---	-----------	----------	----------	-------	---	----------	-------

Vta. Rápida Mauro Tim Polderman en 1:56.134 a 121.7 Km/h en la vta. 13

Publicado a las:.....

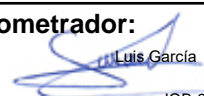
Temp Pista: 37.8 °C Temp Aire: 32.3 °C Humedad: 43 % Estado Pista: SECA

Director Carrera:

Máximo Guerrero

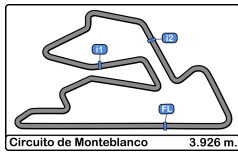
DPB-0803-ESP/NA

Cronometrador:


Luis Garcia

JOB-2654-ESP/M





Montebianco
COPA NACIONAL
Carrera 1



Resultados Provisionales por Categoría

Clas	Nº	Piloto	Cat	Clas	Equipo	Vehiculo	Vtas.	Tiempo Total	Dif 1º	Interval	Km/h	Mejor	Tiemp	Km/h
1	88	Mauro Tim Polderman			A.SCHIMPF TEAM	Renault CLIO CUP V	16	31:08.346			121.0	13	1:56.13	121.7
2	17	Nicolas Abella Romero			ESCUADERIA LA	Renault CLIO CUP V	16	31:13.406	5.060	5.060	120.7	12	1:56.39	121.4
3	23	Jose Antonio Gomez Gutierrez			ESCUADERIA LA	Renault CLIO CUP V	16	31:22.194	13.848	8.788	120.1	15	1:56.50	121.3
4	22	Stephan Polderman			A.SCHIMPF TEAM	Renault CLIO CUP V	16	31:22.665	14.319	0.471	120.1	14	1:56.60	121.2
5	65	Fabien Julia			FABIEN JULIA	Renault CLIO CUP V	16	31:23.191	14.845	0.526	120.0	16	1:56.43	121.3
6	66	Alejandro Romero Beiro			MOTOR CLUB	Renault CLIO CUP V	16	31:37.600	29.254	14.409	119.1	4	1:57.44	120.3
7	21	Lydia Sempere Frances			A.SCHIMPF TEAM	Renault CLIO CUP V	16	31:38.016	29.670	0.416	119.1	6	1:57.62	120.1
8	41	Alejandro Iribas Estrada			ESCUADERIA LA	Renault CLIO CUP V	16	31:38.765	30.419	0.749	119.0	11	1:57.20	120.5
9	10	Maximo Varela Ortiz			ESCUADERIA LA	Renault CLIO CUP V	16	31:39.473	31.127	0.708	119.0	3	1:57.52	120.2
10	8	Joaquín Rodrigo Perez			AUTOMÓVIL CLUB	Renault CLIO CUP V	16	32:07.202	58.856	27.729	117.3	7	1:57.89	119.8

Not classified: (Requirements: 75% of number laps of leader = 12 Laps)

30	Sergio Cabal Diez			RASANTE SPORT	Renault CLIO CUP V	5	10:21.685	11 Vtas.	11 Vtas.	113.6	3	2:00.10	117.6
----	-------------------	--	--	---------------	--------------------	---	-----------	----------	----------	-------	---	---------	-------

Vta. Rápida Mauro Tim Polderman en 1:56.134 a 121.7 Km/h en la vta. 13

Publicado a las:.....

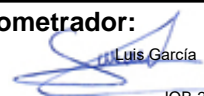
Temp Pista: 37.8 °C Temp Aire: 32.3 °C Humedad: 43 % Estado Pista: SECA

Director Carrera:

Máximo Guerrero

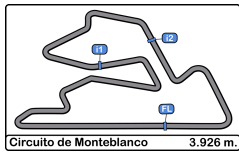
DPB-0803-ESP/NA

Cronometrador:


Luis Garcia

JOB-2654-ESP/M



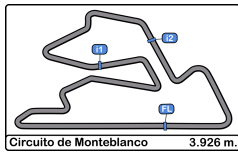


Monteblanco
COPA NACIONAL
Carrera 1

COPA NACIONAL
V-LINE ORG.

Clasificación Provisional por Vuelta Rápida de Piloto

Cl	Nº	Equipo/Concursante	Vehiculo	Piloto	Cat	Cl	Vtas.	Mejor	Tiempo	Dif 1º	Interval	Km/h
1	88	A.SCHIMPF TEAM	Renault CLIO CUP V	Mauro Tim Polderman			16	13	1:56.134			121.7
2	17	ESCUADERIA LA CORUÑA	Renault CLIO CUP V	Nicolas Abella Romero			16	12	1:56.392	0.258	0.258	121.4
3	65	FABIEN JULIA	Renault CLIO CUP V	Fabien Julia			16	16	1:56.438	0.304	0.046	121.3
4	23	ESCUADERIA LA CORUÑA	Renault CLIO CUP V	Jose A. Gomez Gutierrez			16	15	1:56.509	0.375	0.071	121.3
5	22	A.SCHIMPF TEAM	Renault CLIO CUP V	Stephan Polderman			16	14	1:56.602	0.468	0.093	121.2
6	41	ESCUADERIA LA CORUÑA	Renault CLIO CUP V	Alejandro Iribas Estrada			16	11	1:57.208	1.074	0.606	120.5
7	66	MOTOR CLUB SABADELL	Renault CLIO CUP V	Alejandro Romero Beiro			16	4	1:57.440	1.306	0.232	120.3
8	10	ESCUADERIA LA CORUÑA	Renault CLIO CUP V	Maximo Varela Ortiz			16	3	1:57.522	1.388	0.082	120.2
9	21	A.SCHIMPF TEAM	Renault CLIO CUP V	Lydia Sempere Frances			16	6	1:57.626	1.492	0.104	120.1
10	8	AUTOMÓVIL CLUB ZARAGO	Renault CLIO CUP V	Joaquín Rodrigo Perez			16	7	1:57.899	1.765	0.273	119.8
11	30	RASANTE SPORT	Renault CLIO CUP V	Sergio Cabal Diez			5	3	2:00.104	3.970	2.205	117.6



Monteblanco COPA NACIONAL

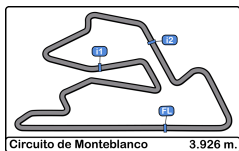
Carrera 1

Distancia y Velocidad Media

COPA NACIONAL

V-LINE ORG.

Clas	Nº	Piloto	Cat	Clas	Equipo	Vehiculo	Vtas.	Distancia	Tiempo Total	Km/h
1	88	Mauro Tim Polderman			A.SCHIMPF TEAM	Renault CLIO CUP V	16	62.81	31:08.346	121.0
2	17	Nicolas Abella Romero			ESCUDERIA LA CORUÑA	Renault CLIO CUP V	16	62.81	31:13.406	120.7
3	23	Jose Antonio Gomez Gutierrez			ESCUDERIA LA CORUÑA	Renault CLIO CUP V	16	62.81	31:22.194	120.1
4	22	Stephan Polderman			A.SCHIMPF TEAM	Renault CLIO CUP V	16	62.81	31:22.665	120.1
5	65	Fabien Julia			FABIEN JULIA	Renault CLIO CUP V	16	62.81	31:23.191	120.0
6	66	Alejandro Romero Beiro			MOTOR CLUB SABADELL	Renault CLIO CUP V	16	62.81	31:37.600	119.1
7	21	Lydia Sempere Frances			A.SCHIMPF TEAM	Renault CLIO CUP V	16	62.81	31:38.016	119.1
8	41	Alejandro Iribas Estrada			ESCUDERIA LA CORUÑA	Renault CLIO CUP V	16	62.81	31:38.765	119.0
9	10	Maximo Varela Ortiz			ESCUDERIA LA CORUÑA	Renault CLIO CUP V	16	62.81	31:39.473	119.0
10	8	Joaquín Rodrigo Perez			AUTOMÓVIL CLUB ZARAGOZA	Renault CLIO CUP V	16	62.81	32:07.202	117.3
11	30	Sergio Cabal Diez			RASANTE SPORT	Renault CLIO CUP V	5	19.63	10:21.685	113.6



Monteblando
COPA NACIONAL
Carrera 1
Tiempos Por Vuelta

COPA NACIONAL
V-LINE ORG

8

Joaquín Rodrigo Perez

Renault CLIO CUP V

17

Nicolas Abella Romero

Renault CLIO CUP V

AUTOMÓVIL CLUB ZARAGOZA

ESCUADERIA LA CORUÑA

Vta	D	Tiempo	Sector 1	Sector 2	Sector 3	T. Spd	Elapsed	Vta	D	Tiempo	Sector 1	Sector 2	Sector 3	T. Spd	Elapsed
1		2:05.476	1:03.857	30.623	30.996		2:05.476	1		2:00.995	1:00.471	29.942	30.582		2:00.995
2		1:58.402	57.308	30.336	30.758		4:03.878	2		1:57.568	56.758	29.807	31.003		3:58.563
3		1:58.224	57.252	30.293	30.679		6:02.102	3		1:58.149	57.405	30.389	30.355		5:56.712
4		1:58.505	57.303	30.374	30.828		8:00.607	4		1:56.476	56.443	29.761	30.272		7:53.188
5		1:58.041	56.839	30.569	30.633		9:58.648	5		1:56.507	56.362	29.809	30.336		9:49.695
6		1:58.199	56.826	30.499	30.874		11:56.847	6		1:56.610	56.455	29.746	30.409		11:46.305
7		1:57.899	56.831	30.609	30.459		13:54.746	7		1:56.517	56.374	29.968	30.175		13:42.822
8		1:58.090	57.284	30.164	30.642		15:52.836	8		1:56.460	56.427	29.799	30.234		15:39.282
9		2:22.211	57.085	30.547	54.579		18:15.047	9		1:56.567	56.393	29.923	30.251		17:35.849
10		2:00.594	58.856	31.002	30.736		20:15.641	10		1:56.767	56.412	29.986	30.369		19:32.616
11		1:58.305	57.378	30.441	30.486		22:13.946	11		1:56.656	56.343	30.037	30.276		21:29.272
12		1:59.315	58.390	30.452	30.473		24:13.261	12		1:56.392	56.137	30.017	30.238		23:25.664
13		1:59.001	57.460	30.878	30.663		26:12.262	13		1:56.466	56.438	29.773	30.255		25:22.130
14		1:58.393	57.165	30.691	30.537		28:10.655	14		1:57.269	56.359	30.263	30.647		27:19.399
15		1:58.428	57.469	30.587	30.372		30:09.083	15		1:57.037	56.474	30.103	30.460		29:16.436
16		1:58.119	56.896	30.669	30.554		32:07.202	16		1:56.970	56.651	29.818	30.501		31:13.406

10

Maximo Varela Ortiz

Renault CLIO CUP V

21

Lydia Sempere Frances

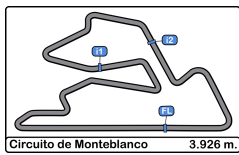
Renault CLIO CUP V

ESCUADERIA LA CORUÑA

A.SCHIMPF TEAM

Vta	D	Tiempo	Sector 1	Sector 2	Sector 3	T. Spd	Elapsed	Vta	D	Tiempo	Sector 1	Sector 2	Sector 3	T. Spd	Elapsed
1		2:04.566	1:03.380	30.381	30.805		2:04.566	1		2:01.973	1:01.059	30.283	30.631		2:01.973
2		1:58.518	57.481	30.421	30.616		4:03.084	2		2:00.458	58.511	31.208	30.739		4:02.431
3		1:57.522	56.819	30.224	30.479		6:00.606	3		1:57.756	56.891	30.270	30.595		6:00.187
4		1:58.081	57.333	30.157	30.591		7:58.687	4		1:58.215	57.284	30.205	30.726		7:58.402
5		1:58.166	57.158	30.498	30.510		9:56.853	5		1:58.092	57.140	30.434	30.518		9:56.494
6		1:57.766	57.165	30.166	30.435		11:54.619	6		1:57.626	56.917	30.339	30.370		11:54.120
7		1:58.471	57.441	30.454	30.576		13:53.090	7		1:58.674	57.482	30.333	30.859		13:52.794
8		1:58.018	56.885	30.509	30.624		15:51.108	8		1:57.882	56.647	30.684	30.551		15:50.676
9		1:57.800	56.931	30.456	30.413		17:48.908	9		1:57.638	56.905	30.355	30.378		17:48.314
10		1:57.868	57.076	30.290	30.502		19:46.776	10		1:57.893	56.796	30.703	30.394		19:46.207
11		1:59.356	58.732	30.287	30.337		21:46.132	11		1:59.538	58.641	30.400	30.497		21:45.745
12		1:57.983	57.457	30.099	30.427		23:44.115	12		1:57.955	57.117	30.341	30.497		23:43.700
13		1:58.144	57.041	30.588	30.515		25:42.259	13		1:58.263	57.044	30.465	30.754		25:41.963
14		1:59.951	58.828	30.306	30.817		27:42.210	14		1:59.008	57.910	30.365	30.733		27:40.971
15		1:59.104	58.533	30.083	30.488		29:41.314	15		1:58.451	57.328	30.624	30.499		29:39.422
16		1:58.159	57.301	30.338	30.520		31:39.473	16		1:58.594	57.284	30.584	30.726		31:38.016





Montebianco
COPA NACIONAL
Carrera 1
Tiempos Por Vuelta



22 Stephan Polderman Renault CLIO CUP V **41**

Alejandro Iribas Estrada Renault CLIO CUP V

A.SCHIMPF TEAM

ESCUADERIA LA CORUÑA

Vta	D	Tiempo	Sector 1	Sector 2	Sector 3	T. Spd	Elapsed	Vta	D	Tiempo	Sector 1	Sector 2	Sector 3	T. Spd	Elapsed
1		2:00.545	59.643	30.165	30.737		2:00.545	1		2:03.929	1:01.847	31.047	31.035		2:03.929
2		1:57.629	56.798	29.996	30.835		3:58.174	2		1:59.279	57.687	30.300	31.292		4:03.208
3		1:59.239	58.079	30.501	30.659		5:57.413	3		1:59.285	58.502	30.283	30.500		6:02.493
4		1:57.204	56.497	30.103	30.604		7:54.617	4		1:58.501	57.367	30.280	30.854		8:00.994
5		1:57.178	56.530	30.123	30.525		9:51.795	5		1:58.166	57.277	30.243	30.646		9:59.160
6		1:57.644	56.517	30.351	30.776		11:49.439	6		1:57.995	57.630	30.040	30.325		11:57.155
7		1:57.717	57.001	30.187	30.529		13:47.156	7		1:58.031	57.537	30.021	30.473		13:55.186
8		1:57.312	56.514	30.261	30.537		15:44.468	8		1:58.179	57.344	30.188	30.647		15:53.365
9		1:58.446	56.486	30.515	31.445		17:42.914	9		1:58.874	57.399	30.063	31.412		17:52.239
10		1:58.612	57.956	30.130	30.526		19:41.526	10		1:57.591	57.049	30.157	30.385		19:49.830
11		1:57.417	57.112	29.876	30.429		21:38.943	11		1:57.208	56.746	30.095	30.367		21:47.038
12		1:56.813	56.550	29.828	30.435		23:35.756	12		1:57.711	57.069	30.167	30.475		23:44.749
13		1:56.849	56.471	29.843	30.535		25:32.605	13		1:58.148	57.305	30.253	30.590		25:42.897
14		1:56.602	56.342	29.898	30.362		27:29.207	14		1:58.777	57.838	30.003	30.936		27:41.674
15		1:56.701	56.345	29.889	30.467		29:25.908	15		1:59.080	58.676	29.940	30.464		29:40.754
16		1:56.757	56.265	29.925	30.567		31:22.665	16		1:58.011	57.541	30.032	30.438		31:38.765

23 Jose Antonio Gomez Gutierrez Renault CLIO CUP V **65**

Fabien Julia Renault CLIO CUP V

ESCUADERIA LA CORUÑA

FABIEN JULIA

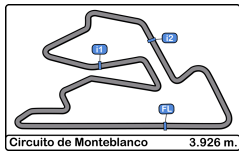
Vta	D	Tiempo	Sector 1	Sector 2	Sector 3	T. Spd	Elapsed	Vta	D	Tiempo	Sector 1	Sector 2	Sector 3	T. Spd	Elapsed
1		2:03.363	1:02.237	30.389	30.737		2:03.363	1		2:02.465	1:01.442	30.253	30.770		2:02.465
2		1:58.384	57.363	30.441	30.580		4:01.747	2		1:57.790	57.570	30.000	30.220		4:00.255
3		1:56.812	56.437	29.966	30.409		5:58.559	3		1:58.130	56.680	30.410	31.040		5:58.385
4		1:57.360	56.805	29.990	30.565		7:55.919	4		1:58.185	57.538	30.172	30.475		7:56.570
5		1:57.817	57.085	30.179	30.553		9:53.736	5		1:58.018	56.767	30.494	30.757		9:54.588
6		1:57.412	56.501	30.173	30.738		11:51.148	6		1:58.225	57.211	30.319	30.695		11:52.813
7		1:57.165	56.525	30.035	30.605		13:48.313	7		1:57.419	56.854	30.208	30.357		13:50.232
8		1:57.205	56.456	30.065	30.684		15:45.518	8		1:56.754	56.655	29.788	30.311		15:46.986
9		1:57.440	56.498	30.058	30.884		17:42.958	9		1:56.701	56.541	29.846	30.314		17:43.687
10		1:58.198	57.454	30.146	30.598		19:41.156	10		1:58.385	57.455	30.196	30.734		19:42.072
11		1:57.347	56.907	30.009	30.431		21:38.503	11		1:57.209	57.149	29.789	30.271		21:39.281
12		1:56.732	56.354	29.973	30.405		23:35.235	12		1:57.062	56.701	30.043	30.318		23:36.343
13		1:56.573	56.263	29.943	30.367		25:31.808	13		1:57.308	57.121	29.887	30.300		25:33.651
14		1:56.846	56.403	30.073	30.370		27:28.654	14		1:56.529	56.370	29.901	30.258		27:30.180
15		1:56.509	56.406	29.894	30.209		29:25.163	15		1:56.573	56.322	29.815	30.436		29:26.753
16		1:57.031	56.538	30.025	30.468		31:22.194	16		1:56.438	56.228	29.846	30.364		31:23.191

30 Sergio Cabal Diez Renault CLIO CUP V

RASANTE SPORT

Vta	D	Tiempo	Sector 1	Sector 2	Sector 3	T. Spd	Elapsed
1		2:06.464	1:04.386	30.720	31.358		2:06.464
2		2:00.446	58.614		2:31.804		4:06.910
3		2:00.104	57.965	31.005	31.134		6:07.014
4		2:00.198	57.915	31.158	31.125		8:07.212
5		2:14.473 P	58.577	32.183	43.713		10:21.685





Monteblando
COPA NACIONAL
Carrera 1
Tiempos Por Vuelta



66

Alejandro Romero Beiro

Renault CLIO CUP V

MOTOR CLUB SABADELL

Vta	D	Tiempo	Sector 1	Sector 2	Sector 3	T. Spd	Elapsed
1		2:01.763	1:00.351	30.644	30.768		2:01.763
2		1:57.553	57.056	29.950	30.547		3:59.316
3		1:58.817	57.266	30.463	31.088		5:58.133
4		1:57.440	56.702	30.054	30.684		7:55.573
5		1:58.670	57.695	30.383	30.592		9:54.243
6		1:58.272	57.424	30.241	30.607		11:52.515
7		1:58.068	56.899	30.296	30.873		13:50.583
8		1:58.274	57.435	30.217	30.622		15:48.857
9		1:58.516	57.299	30.402	30.815		17:47.373
10		1:58.574	57.323	30.338	30.913		19:45.947
11		1:59.656	58.601	30.189	30.866		21:45.603
12		1:57.754	56.779	30.241	30.734		23:43.357
13		1:58.549	57.092	30.440	31.017		25:41.906
14		1:58.756	57.745	30.193	30.818		27:40.662
15		1:58.439	56.938	30.356	31.145		29:39.101
16		1:58.499	57.363	30.391	30.745		31:37.600

88

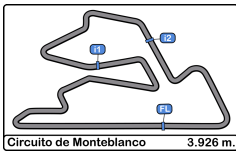
Mauro Tim Polderman

Renault CLIO CUP V

A.SCHIMPF TEAM

Vta	D	Tiempo	Sector 1	Sector 2	Sector 3	T. Spd	Elapsed
1		1:59.331	58.831	30.028	30.472		1:59.331
2		1:57.077	56.737	30.010	30.330		3:56.408
3		1:56.452	56.327	29.898	30.227		5:52.860
4		1:56.557	56.495	29.842	30.220		7:49.417
5		1:56.712	56.506	29.937	30.269		9:46.129
6		1:57.035	56.606	30.059	30.370		11:43.164
7		1:56.674	56.495	30.008	30.171		13:39.838
8		1:56.422	56.255	29.913	30.254		15:36.260
9		1:56.692	56.389	30.013	30.290		17:32.952
10		1:56.781	56.452	30.057	30.272		19:29.733
11		1:56.530	56.417	29.930	30.183		21:26.263
12		1:56.532	56.431	29.908	30.193		23:22.795
13		1:56.134	56.170	29.801	30.163		25:18.929
14		1:56.339	56.267	29.958	30.114		27:15.268
15		1:56.245	56.284	29.800	30.161		29:11.513
16		1:56.833	56.619	29.936	30.278		31:08.346





Monteblando
COPA NACIONAL
Carrera 1
Análisis

COPA NACIONAL
V-LINE ORG

Num	Tiempo Vta.	Dif 1°
Vta 1		
88	1:59.331	
22	2:00.545	01.214
17	2:00.995	01.664
66	2:01.763	02.432
21	2:01.973	02.642
65	2:02.465	03.134
23	2:03.363	04.032
41	2:03.929	04.598
10	2:04.566	05.235
8	2:05.476	06.145
30	2:06.464	07.133

Num	Tiempo Vta.	Dif 1°
Vta 2		
88	1:57.077	
22	1:57.629	01.766
17	1:57.568	02.155
66	1:57.553	02.908
65	1:57.790	03.847
23	1:58.384	05.339
21	2:00.458	06.023
10	1:58.518	06.676
41	1:59.279	06.800
8	1:58.402	07.470
30	2:00.446	10.502

Num	Tiempo Vta.	Dif 1°
Vta 3		
88	1:56.452	
17	1:58.149	03.852
22	1:59.239	04.553
66	1:58.817	05.273
65	1:58.130	05.525
23	1:56.812	05.699
21	1:57.756	07.327
10	1:57.522	07.746
8	1:58.224	09.242
41	1:59.285	09.633
30	2:00.104	14.154

Num	Tiempo Vta.	Dif 1°
Vta 4		
88	1:56.557	
17	1:56.476	03.771
22	1:57.204	05.200
66	1:57.440	06.156
23	1:57.360	06.502
65	1:58.185	07.153
21	1:58.215	08.985
10	1:58.081	09.270
8	1:58.505	11.190
41	1:58.501	11.577
30	2:00.198	17.795

Num	Tiempo Vta.	Dif 1°
Vta 5		
88	1:56.712	
17	1:56.507	03.566
22	1:57.178	05.666

Num	Tiempo Vta.	Dif 1°
23	1:57.817	07.607
66	1:58.670	08.114
65	1:58.018	08.459
21	1:58.092	10.365
10	1:58.166	10.724
8	1:58.041	12.519
41	1:58.166	13.031
30	2:14.473	35.556

Num	Tiempo Vta.	Dif 1°
Vta 6		
88	1:57.035	
17	1:56.610	03.141
22	1:57.644	06.275
23	1:57.412	07.984
66	1:58.272	09.351
65	1:58.225	09.649
21	1:57.626	10.956
10	1:57.766	11.455
8	1:58.199	13.683
41	1:57.995	13.991

Num	Tiempo Vta.	Dif 1°
Vta 7		
88	1:56.674	
17	1:56.517	02.984
22	1:57.717	07.318
23	1:57.165	08.475
65	1:57.419	10.394
66	1:58.068	10.745
21	1:58.674	12.956
10	1:58.471	13.252
8	1:57.899	14.908
41	1:58.031	15.348

Num	Tiempo Vta.	Dif 1°
Vta 8		
88	1:56.422	
17	1:56.460	03.022
22	1:57.312	08.208
23	1:57.205	09.258
65	1:56.754	10.726
66	1:58.274	12.597
21	1:57.882	14.416
10	1:58.018	14.848
8	1:58.090	16.576
41	1:58.179	17.105

Num	Tiempo Vta.	Dif 1°
Vta 9		
88	1:56.692	
17	1:56.567	02.897
22	1:58.446	09.962
23	1:57.440	10.006
65	1:56.701	10.735
66	1:58.516	14.421
21	1:57.638	15.362
10	1:57.800	15.956
41	1:58.874	19.287
8	2:22.211	42.095

Num	Tiempo Vta.	Dif 1°
Vta 10		
88	1:56.781	
17	1:56.767	02.883
23	1:58.198	11.423
22	1:58.612	11.793
65	1:58.385	12.339
66	1:58.574	16.214
21	1:57.893	16.474
10	1:57.868	17.043
41	1:57.591	20.097
8	2:00.594	45.908

Num	Tiempo Vta.	Dif 1°
Vta 11		
88	1:56.530	
17	1:56.656	03.009
23	1:57.347	12.240
22	1:57.417	12.680
65	1:57.209	13.018
66	1:59.656	19.340
21	1:59.538	19.482
10	1:59.356	19.869
41	1:57.208	20.775
8	1:58.305	47.683

Num	Tiempo Vta.	Dif 1°
Vta 12		
88	1:56.532	
17	1:56.392	02.869
23	1:56.732	12.440
22	1:56.813	12.961
65	1:57.062	13.548
66	1:57.754	20.562
21	1:57.955	20.905
10	1:57.983	21.320
41	1:57.711	21.954
8	1:59.315	50.466

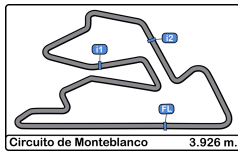
Num	Tiempo Vta.	Dif 1°
Vta 13		
88	1:56.134	
17	1:56.466	03.201
23	1:56.573	12.879
22	1:56.849	13.676
65	1:57.308	14.722
66	1:58.549	22.977
21	1:58.263	23.034
10	1:58.144	23.330
41	1:58.148	23.968
8	1:59.001	53.333

Num	Tiempo Vta.	Dif 1°
Vta 14		
88	1:56.339	
17	1:57.269	04.131
23	1:56.846	13.386
22	1:56.602	13.939
65	1:56.529	14.912
66	1:58.756	25.394
21	1:59.008	25.703

Num	Tiempo Vta.	Dif 1°
Vta 15		
41	1:58.777	26.406
10	1:59.951	26.942
8	1:58.393	55.387

Num	Tiempo Vta.	Dif 1°
Vta 15		
88	1:56.245	
17	1:57.037	04.923
23	1:56.509	13.650
22	1:56.701	14.395
65	1:56.573	15.240
66	1:58.439	27.588
21	1:58.451	27.909
41	1:59.080	29.241
10	1:59.104	29.801
8	1:58.428	57.570

Num	Tiempo Vta.	Dif 1°
Vta 16		
88	1:56.833	
17	1:56.970	05.060
23	1:57.031	13.848
22	1:56.757	14.319
65	1:56.438	14.845
66	1:58.499	29.254
21	1:58.594	29.670
41	1:58.011	30.419
10	1:58.159	31.127
8	1:58.119	58.856

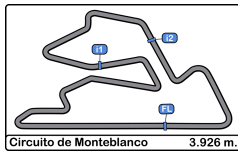


Monteblando
COPA NACIONAL
Carrera 1
Mejores Sectores



Sector - 1				Sector - 2				Sector - 3				Vta. Ideal vs Mejor Vta.				
Clas	Nº	Piloto	Tiempo	Nº	Piloto	Tiempo	Nº	Piloto	Tiempo	Clas	Nº	Piloto	Ideal Lap	Best Lap	Clas	
1	17	Nicolas Abella Romero	56.137	17	Nicolas Abella Romero	29.746	88	Mauro Tim Polderman	30.114	1	17	Nicolas Abella Romero	1:56.058	1:56.392	2	
2	88	Mauro Tim Polderman	56.170	65	Fabien Julia	29.788	17	Nicolas Abella Romero	30.175	2	88	Mauro Tim	1:56.084	1:56.134	1	
3	65	Fabien Julia	56.228	88	Mauro Tim Polderman	29.800	23	Jose A. Gomez Gutierrez	30.209	3	65	Fabien Julia	1:56.236	1:56.438	3	
4	23	Jose A. Gomez Gutierrez	56.263	22	Stephan Polderman	29.828	65	Fabien Julia	30.220	4	23	Jose Antonio Gomez	1:56.366	1:56.509	4	
5	22	Stephan Polderman	56.265	23	Jose A. Gomez Gutierrez	29.894	41	Alejandro Iribas Estrada	30.325	5	22	Stephan Polderman	1:56.455	1:56.602	5	
6	21	Lydia Sempere Frances	56.647	41	Alejandro Iribas Estrada	29.940	10	Maximo Varela Ortiz	30.337	6	41	Alejandro Iribas Estrada	1:57.011	1:57.208	6	
7	66	Alejandro Romero Beiro	56.702	66	Alejandro Romero Beiro	29.950	22	Stephan Polderman	30.362	7	66	Alejandro Romero Beiro	1:57.199	1:57.440	7	
8	41	Alejandro Iribas Estrada	56.746	10	Maximo Varela Ortiz	30.083	21	Lydia Sempere Frances	30.370	8	21	Lydia Sempere Frances	1:57.222	1:57.626	9	
9	10	Maximo Varela Ortiz	56.819	8	Joaquín Rodrigo Perez	30.164	8	Joaquín Rodrigo Perez	30.372	9	10	Maximo Varela Ortiz	1:57.239	1:57.522	8	
10	8	Joaquín Rodrigo Perez	56.826	21	Lydia Sempere Frances	30.205	66	Alejandro Romero Beiro	30.547	10	8	Joaquín Rodrigo Perez	1:57.362	1:57.899	10	
11	30	Sergio Cabal Diez	57.915	30	Sergio Cabal Diez	30.720	30	Sergio Cabal Diez	31.125	11	30	Sergio Cabal Diez	1:59.760	2:00.104	11	



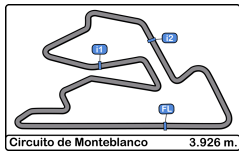


Montebianco
COPA NACIONAL
Carrera 1
Secuencia Líder

COPA NACIONAL
V-LINE ORG.

Nº Piloto	Cat	Clas	Equipo	Vehiculo	Vta. Inicio	Vta. Fin	Vtas.	Total Laps
88 Mauro Tim Polderman			A.SCHIMPF TEAM	Renault CLIO CUP V	1	16	16	16



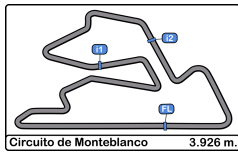


Monteblando
COPA NACIONAL
Carrera 1
5 Mejores Tiempos

COPA NACIONAL
V-LINE ORG.

Circuito de Monteblando 3,926 m.

Cls	Nº	Piloto	Cat	Cls	Equipo	Vehiculo	Mejor 1		Mejor 2		Mejor 3		Mejor 4		Mejor 5	
							Tiemp	Vta	Tiemp	Vta	Tiemp	Vta	Tiemp	Vta	Tiemp	Vta
1	88	Mauro Tim Polderman			A.SCHIMPF TEAM	Renault CLIO CUP V	1:56.134	13	1:56.245	15	1:56.339	14	1:56.422	8	1:56.452	3
2	17	Nicolas Abella Romero			ESCUDERIA LA CORUÑA	Renault CLIO CUP V	1:56.392	12	1:56.460	8	1:56.466	13	1:56.476	4	1:56.507	5
3	65	Fabien Julia			FABIEN JULIA	Renault CLIO CUP V	1:56.438	16	1:56.529	14	1:56.573	15	1:56.701	9	1:56.754	8
4	23	Jose Antonio Gomez Gutierrez			ESCUDERIA LA CORUÑA	Renault CLIO CUP V	1:56.509	15	1:56.573	13	1:56.732	12	1:56.812	3	1:56.846	14
5	22	Stephan Polderman			A.SCHIMPF TEAM	Renault CLIO CUP V	1:56.602	14	1:56.701	15	1:56.757	16	1:56.813	12	1:56.849	13
6	41	Alejandro Iribas Estrada			ESCUDERIA LA CORUÑA	Renault CLIO CUP V	1:57.208	11	1:57.591	10	1:57.711	12	1:57.995	6	1:58.011	16
7	66	Alejandro Romero Beiro			MOTOR CLUB SABADELL	Renault CLIO CUP V	1:57.440	4	1:57.553	2	1:57.754	12	1:58.068	7	1:58.272	6
8	10	Maximo Varela Ortiz			ESCUDERIA LA CORUÑA	Renault CLIO CUP V	1:57.522	3	1:57.766	6	1:57.800	9	1:57.868	10	1:57.983	12
9	21	Lydia Sempere Frances			A.SCHIMPF TEAM	Renault CLIO CUP V	1:57.626	6	1:57.638	9	1:57.756	3	1:57.882	8	1:57.893	10
10	8	Joaquín Rodrigo Perez			AUTOMÓVIL CLUB	Renault CLIO CUP V	1:57.899	7	1:58.041	5	1:58.090	8	1:58.119	16	1:58.199	6
11	30	Sergio Cabal Diez			RASANTE SPORT	Renault CLIO CUP V	2:00.104	3	2:00.198	4	2:00.446	2	2:06.464	1	2:14.473	5



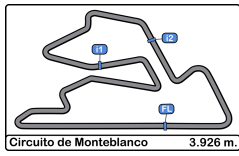
Monteblando
COPA NACIONAL

COPA NACIONAL
V-LINE ORG.

Carrera 1

Secuencia Vueltas Rápidas

Vta	Hora Día	Tiempo Sesión	Nº Piloto	Cat	Equipo	Vehiculo	Tiempo	Km/h
2	15:07:41.040	3:56.040	88 Mauro Tim Polderman		A.SCHIMPF TEAM	Renault CLIO CUP V	1:57.077	120.7
3	15:09:37.492	5:52.492	88 Mauro Tim Polderman		A.SCHIMPF TEAM	Renault CLIO CUP V	1:56.452	121.3
8	15:19:20.892	15:35.892	88 Mauro Tim Polderman		A.SCHIMPF TEAM	Renault CLIO CUP V	1:56.422	121.3
12	15:27:10.296	23:25.296	17 Nicolas Abella Romero		ESCUDERIA LA CORUÑA	Renault CLIO CUP V	1:56.392	121.4
13	15:29:03.561	25:18.561	88 Mauro Tim Polderman		A.SCHIMPF TEAM	Renault CLIO CUP V	1:56.134	121.7



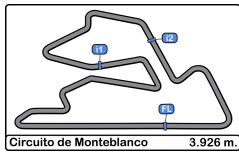
Montebianco
COPA NACIONAL
Carrera 1
Cuentavueltas



VTA

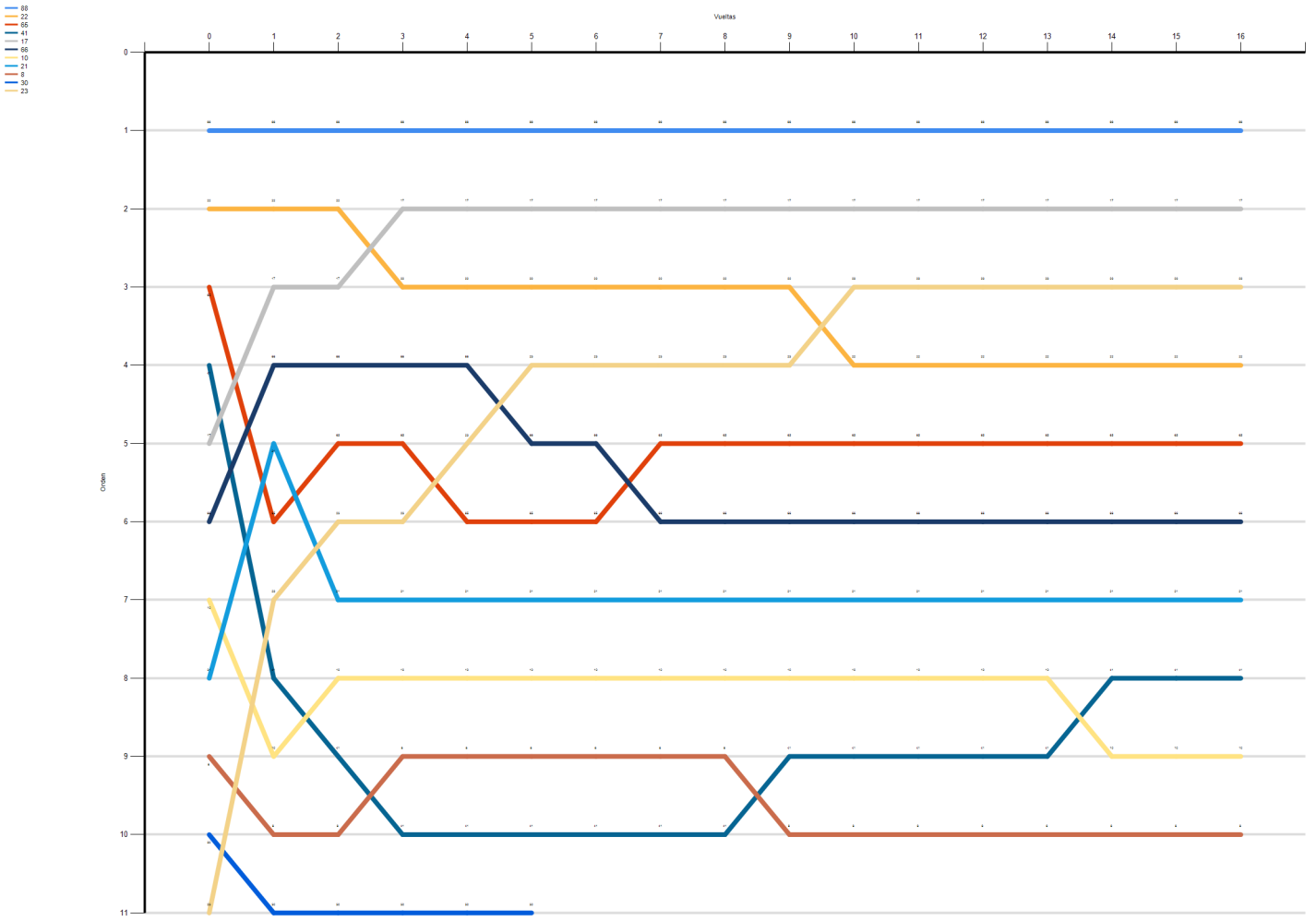
Nr	Pos	Grid	1	2	3	4	5	6	7	8	9	10	11	12	13	14	15	16
88	1	88	88	88	88	88	88	88	88	88	88	88	88	88	88	88	88	88
22	2	22	22	22	17	17	17	17	17	17	17	17	17	17	17	17	17	17
65	3	65	17	17	22	22	22	22	22	22	22	23	23	23	23	23	23	23
41	4	41	66	66	66	66	23	23	23	23	23	22	22	22	22	22	22	22
17	5	17	21	65	65	23	66	66	65	65	65	65	65	65	65	65	65	65
66	6	66	65	23	23	65	65	65	66	66	66	66	66	66	66	66	66	66
10	7	10	23	21	21	21	21	21	21	21	21	21	21	21	21	21	21	21
21	8	21	41	10	10	10	10	10	10	10	10	10	10	10	10	41	41	41
8	9	8	10	41	8	8	8	8	8	8	41	41	41	41	41	10	10	10
30	10	30	8	8	41	41	41	41	41	41	8	8	8	8	8	8	8	8
23	11	23	30	30	30	30	30	30	30	30	30	30	30	30	30	30	30	30

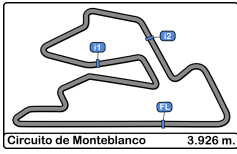




Monteblando
COPA NACIONAL
Carrera 1
Cuentavueltas Gráfico

COPA NACIONAL
 V-LINE ORG.





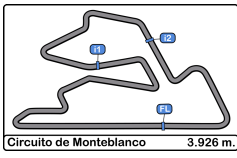
Monteblando
COPA NACIONAL
Carrera 1

COPA NACIONAL
V-LINE ORG.

Tiempos Parada en Pit

Ord.	Nr.	In Day Time	Equipo/Concur sante	Nat	Piloto 1	Nat	Piloto 2	Nat	Vehiculo	Cat	T. Entrada	Nº Parada	Tiempo Pit	Handicap	Dif.
------	-----	-------------	---------------------	-----	----------	-----	----------	-----	----------	-----	------------	-----------	------------	----------	------

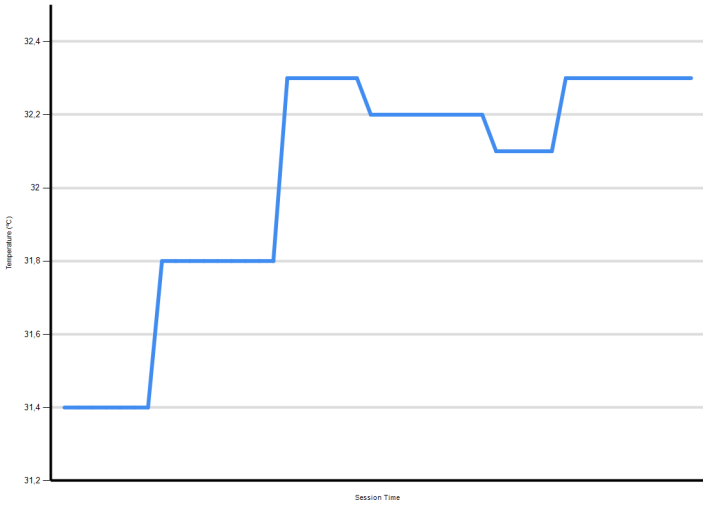




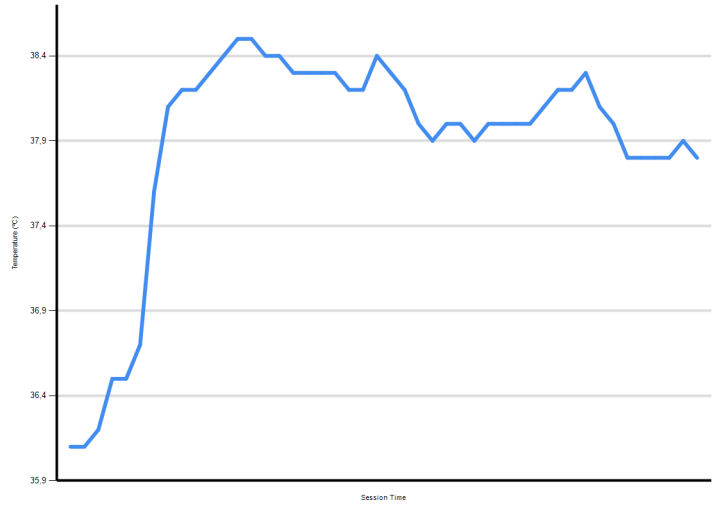
Monteblando
COPA NACIONAL
Carrera 1
Informe Meteorológico

COPA NACIONAL
 V-LINE ORG.

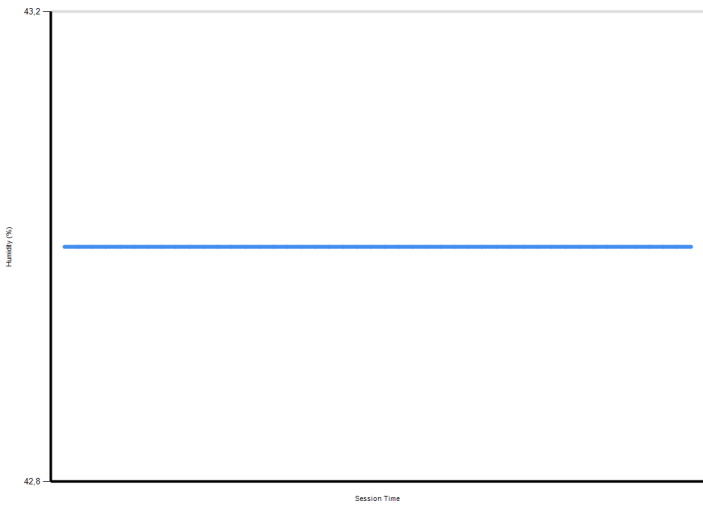
Temperatura Aire



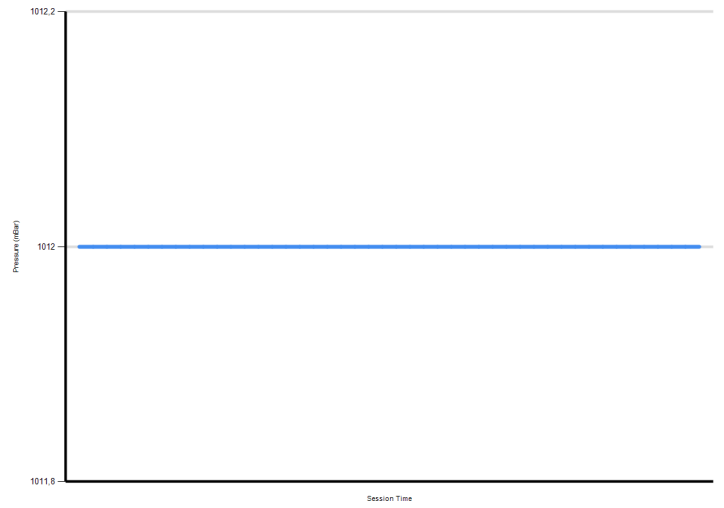
Temperatura Pista




Humedad



Presión



Velocidad Viento



Dirección Viento

