

Monteblanco  
COPA NACIONAL  
Entrenamiento Privado  
Resultados Provisionales

COPA NACIONAL  
V-LINE ORG.

Clas	Nº	Piloto	Cat	Clas	Equipo	Vehiculo	Vtas.	Mejor	Tiempo	Dif 1º	Interval	Km/h
1	17	Nicolas Abella Romero			ESCUADERIA LA CORUÑA	Renault CLIO CUP V	15	14	1:56.071			121.7
2	23	Jose Antonio Gomez Guierrez			ESCUADERIA LA CORUÑA	Renault CLIO CUP V	15	13	1:56.162	0.091	0.091	121.6
3	41	Alejandro Iribas Estrada			ESCUADERIA LA CORUÑA	Renault CLIO CUP V	15	12	1:56.294	0.223	0.132	121.5
4	88	Mauro Tim Polderman			A.SCHIMPF TEAM	Renault CLIO CUP V	12	5	1:56.430	0.359	0.136	121.3
5	22	Stephan Polderman			A.SCHIMPF TEAM	Renault CLIO CUP V	15	14	1:56.842	0.771	0.412	120.9
6	65	Fabien Julia			FABIEN JULIA	Renault CLIO CUP V	13	10	1:56.871	0.800	0.029	120.9
7	21	Lydia Sempere Frances			A.SCHIMPF TEAM	Renault CLIO CUP V	16	13	1:57.852	1.781	0.981	119.9
8	10	Maximo Varela Ortiz			ESCUADERIA LA CORUÑA	Renault CLIO CUP V	15	12	1:58.025	1.954	0.173	119.7
9	66	Alejandro Romero Beiro			MOTOR CLUB SABADELL	Renault CLIO CUP V	15	10	1:58.239	2.168	0.214	119.5
10	8	Joaquín Rodrigo Perez			AUTOMÓVIL CLUB	Renault CLIO CUP V	15	8	1:58.956	2.885	0.717	118.8

Publicado a las:.....

Temp Pista: 34.8 °C Temp Aire: 34.1 °C Humedad: 39 % Estado Pista: SECA

Director Carrera:

Máximo Guerrero

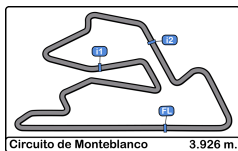
DPB-0803-ESP/NA

Cronometrador:

Luis García

JOB-2654-ESP/M





Monteblanco  
COPA NACIONAL  
Entrenamiento Privado

COPA NACIONAL  
V-LINE ORG.

Resultados Provisionales por Categoría

Clas	Nº	Piloto	Cat	Clas	Equipo	Vehículo	Vtas.	Mejor	Tiempo	Dif 1º	Interval	Km/h
1	17	Nicolas Abella Romero			ESCUADERIA LA CORUÑA	Renault CLIO CUP V	15	14	1:56.071			121.7
2	23	Jose Antonio Gomez Guierrez			ESCUADERIA LA CORUÑA	Renault CLIO CUP V	15	13	1:56.162	0.091	0.091	121.6
3	41	Alejandro Iribas Estrada			ESCUADERIA LA CORUÑA	Renault CLIO CUP V	15	12	1:56.294	0.223	0.132	121.5
4	88	Mauro Tim Polderman			A.SCHIMPF TEAM	Renault CLIO CUP V	12	5	1:56.430	0.359	0.136	121.3
5	22	Stephan Polderman			A.SCHIMPF TEAM	Renault CLIO CUP V	15	14	1:56.842	0.771	0.412	120.9
6	65	Fabien Julia			FABIEN JULIA	Renault CLIO CUP V	13	10	1:56.871	0.800	0.029	120.9
7	21	Lydia Sempere Frances			A.SCHIMPF TEAM	Renault CLIO CUP V	16	13	1:57.852	1.781	0.981	119.9
8	10	Maximo Varela Ortiz			ESCUADERIA LA CORUÑA	Renault CLIO CUP V	15	12	1:58.025	1.954	0.173	119.7
9	66	Alejandro Romero Beiro			MOTOR CLUB SABADELL	Renault CLIO CUP V	15	10	1:58.239	2.168	0.214	119.5
10	8	Joaquín Rodrigo Perez			AUTOMÓVIL CLUB	Renault CLIO CUP V	15	8	1:58.956	2.885	0.717	118.8

Publicado a las:.....

Temp Pista: 34.8 °C Temp Aire: 34.1 °C Humedad: 39 % Estado Pista: SECA

Director Carrera:

Máximo Guerrero

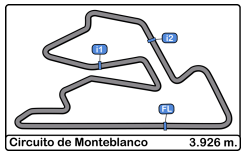
DPB-0803-ESP/NA

Cronometrador:

Luis García

JOB-2654-ESP/M





**Monteblanco**  
**COPA NACIONAL**  
**Entrenamiento Privado**  
**Tiempos Por Vuelta**



8

Joaquín Rodrigo Perez

Renault CLIO CUP V

21

Lydia Sempere Frances

Renault CLIO CUP V

AUTOMÓVIL CLUB ZARAGOZA

A.SCHIMPF TEAM

Vta	D	Tiempo	Sector 1	Sector 2	Sector 3	T. Spd	Elapsed	Vta	D	Tiempo	Sector 1	Sector 2	Sector 3	T. Spd	Elapsed
1		19:28:38.103	19:27:30.522	35.423	32.158		19:28:38.103	1		19:29:00.158	19:27:51.274	34.921	33.963		19:29:00.158
2		2:01.453	58.305	32.069	31.079		19:30:39.556	2		2:07.965	1:02.532	33.164	32.269		19:31:08.123
3		2:00.274	58.651	30.746	30.877		19:32:39.830	3		2:03.720	1:00.271	32.643	30.806		19:33:11.843
4		1:59.270	57.765	30.462	31.043		19:34:39.100	4		1:59.033	57.511	30.425	31.097		19:35:10.876
5		1:59.362	57.545	30.529	31.288		19:36:38.462	5		1:58.412	57.455	30.347	30.610		19:37:09.288
6		2:23.210 P	1:04.979	30.397	47.834		19:39:01.672	6		1:58.500	57.470	30.376	30.654		19:39:07.788
7		4:58.884	3:52.024	34.298	32.562		19:44:00.556	7		2:18.582	1:16.091	31.866	30.625		19:41:26.370
8		1:58.956	57.508	30.602	30.846		19:45:59.512	8		1:58.646	57.481	30.484	30.681		19:43:25.016
9		1:59.441	57.627	30.928	30.886		19:47:58.953	9		1:58.140	57.419	30.244	30.477		19:45:23.156
10		1:59.661	57.960	30.507	31.194		19:49:58.614	10		1:58.657	57.561	30.577	30.519		19:47:21.813
11		1:59.672	58.000	30.496	31.176		19:51:58.286	11		2:27.397	1:21.612	35.132	30.653		19:49:49.210
12		1:59.283	57.669	30.444	31.170		19:53:57.569	12		1:58.626	57.140	30.863	30.623		19:51:47.836
13		2:02.702	1:00.785	30.588	31.329		19:56:00.271	13		1:57.852	57.062	30.211	30.579		19:53:45.688
14		1:59.439	57.898	30.527	31.014		19:57:59.710	14		1:58.935	58.079	30.388	30.468		19:55:44.623
15		2:40.138 P	1:12.828	38.583	48.727		20:00:39.848	15		1:58.562	57.766	30.337	30.459		19:57:43.185
16		2:14.503	57.081	2:44.962	19:59:57.688										

10

Maximo Varela Ortiz

Renault CLIO CUP V

22

Stephan Polderman

Renault CLIO CUP V

ESCUDERIA LA CORUÑA

A.SCHIMPF TEAM

Vta	D	Tiempo	Sector 1	Sector 2	Sector 3	T. Spd	Elapsed	Vta	D	Tiempo	Sector 1	Sector 2	Sector 3	T. Spd	Elapsed
1		19:29:35.310	19:28:22.701	38.097	34.512		19:29:35.310	1		19:28:58.550	19:27:50.385	34.921	33.244		19:28:58.550
2		2:05.855	1:02.013	31.518	32.324		19:31:41.165	2		1:58.814	57.380	30.575	30.859		19:30:57.364
3		2:00.694	58.257	31.185	31.252		19:33:41.859	3		1:58.753	57.585	30.308	30.860		19:32:56.117
4		2:00.098	58.074	30.823	31.201		19:35:41.957	4		1:57.775	56.855	30.248	30.672		19:34:53.892
5		1:58.986	57.529	30.519	30.938		19:37:40.943	5		2:00.117	57.813	31.217	31.087		19:36:54.009
6		1:59.805	58.014	30.557	31.234		19:39:40.748	6		1:57.804	56.813	30.206	30.785		19:38:51.813
7		1:59.243	57.739	30.591	30.913		19:41:39.991	7		1:57.364	56.786	30.040	30.538		19:40:49.177
8		1:58.650	57.885	30.166	30.599		19:43:38.641	8		2:06.516 P	59.699	30.773	36.044		19:42:55.693
9		1:59.343	57.808	30.370	31.165		19:45:37.984	9		5:07.710	3:59.221	35.745	32.744		19:48:03.403
10		2:05.221	57.588	30.187	37.446		19:47:43.205	10		1:59.071	57.223	30.557	31.291		19:50:02.474
11		3:57.892	2:56.701	30.252	30.939		19:51:41.097	11		1:59.045	58.153	29.944	30.948		19:52:01.519
12		1:58.025	57.546	30.061	30.418		19:53:39.122	12		1:59.045	58.153	29.944	30.948		19:52:01.519
13		1:58.558	57.333	30.557	30.668		19:55:37.680	13		1:57.069	56.698	29.858	30.513		19:53:58.588
14		1:59.852	57.313	32.058	30.481		19:57:37.532	14		2:02.170	1:01.134	30.147	30.889		19:56:00.758
15		2:10.209 P	59.159	30.948	40.102		19:59:47.741	15		1:56.842	56.313	30.068	30.461		19:57:57.600
16		2:18.420	59.920	32.612	45.888		20:00:16.020								

17

Nicolas Abella Romero

Renault CLIO CUP V

23

Jose Antonio Gomez Gutierrez

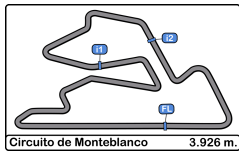
Renault CLIO CUP V

ESCUDERIA LA CORUÑA

ESCUDERIA LA CORUÑA

Vta	D	Tiempo	Sector 1	Sector 2	Sector 3	T. Spd	Elapsed	Vta	D	Tiempo	Sector 1	Sector 2	Sector 3	T. Spd	Elapsed
1		19:29:14.272	19:28:12.090	30.582	31.600		19:29:14.272	1		19:28:42.839	19:27:32.868	38.462	31.509		19:28:42.839
2		1:58.512	57.239	30.027	31.246		19:31:12.784	2		1:57.394	56.773	30.151	30.470		19:30:40.233
3		1:57.574	57.172	30.042	30.360		19:33:10.358	3		2:08.106	1:04.014	33.307	30.785		19:32:48.339
4		1:56.761	56.416	30.116	30.229		19:35:07.119	4		1:57.233	56.828	29.804	30.601		19:34:45.572
5		1:56.729	56.278	30.038	30.413		19:37:03.848	5		1:56.569	56.312	29.920	30.337		19:36:42.141
6		2:05.405 P	56.400	29.671	39.334		19:39:09.253	6		1:57.608	56.676	29.884	31.048		19:38:39.749
7		3:14.948	2:14.825	29.886	30.237		19:42:24.201	7		1:56.423	56.207	29.795	30.421		19:40:36.172
8		1:56.631	56.300	29.848	30.483		19:44:20.832	8		1:56.521	56.127	29.872	30.522		19:42:32.693
9		1:56.945	56.760	29.790	30.395		19:46:17.777	9		2:06.057 P	57.998	29.803	38.256		19:44:38.750
10		1:56.292	56.366	29.653	30.273		19:48:14.069	10		5:11.589	4:11.458	29.817	30.314		19:49:50.339
11		2:09.714 P	57.059	30.945	41.710		19:50:23.783	11		1:56.588	56.299	29.860	30.429		19:51:46.927
12		3:08.701	1:32.955	56.406	39.340		19:53:32.484	12		1:56.248	56.060	29.869	30.319		19:53:43.175
13		2:02.054	1:02.204	29.603	30.247		19:55:34.538	13		1:56.162	56.022	29.824	30.316		19:55:39.337
14		1:56.071	56.053	2:26.318	19:57:30.609			14		1:56.303	56.143	29.818	30.342		19:57:35.640
15		2:30.462	1:05.767	35.908	48.787		20:00:01.071	15		2:10.326	59.684	29.841	40.801		19:59:45.966





**Monteblanco**  
**COPA NACIONAL**  
 Entrenamiento Privado  
**Tiempos Por Vuelta**



**41**

Alejandro Iribas Estrada

Renault CLIO CUP V

**88**

Mauro Tim Polderman

Renault CLIO CUP V

ESCUADERIA LA CORUÑA

A.SCHIMPF TEAM

Vta	D	Tiempo	Sector 1	Sector 2	Sector 3	T. Spd	Elapsed	Vta	D	Tiempo	Sector 1	Sector 2	Sector 3	T. Spd	Elapsed
1		19:28:40.475	19:27:31.637	37.149	31.689		19:28:40.475	1		19:28:57.603	19:27:48.363	35.702	33.538		19:28:57.603
2		1:58.034	57.024	30.182	30.828		19:30:38.509	2		1:57.660	56.866	30.291	30.503		19:30:55.263
3		1:57.276	56.980	29.791	30.505		19:32:35.785	3		1:56.764	56.475	29.964	30.325		19:32:52.027
4		1:57.077	56.948	29.786	30.343		19:34:32.862	4		1:56.916	56.714	29.989	30.213		19:34:48.943
5		1:56.770	56.736	29.789	30.245		19:36:29.632	5		1:56.430	56.300	29.833	30.297		19:36:45.373
6		1:56.383	56.313	29.759	30.311		19:38:26.015	6		1:57.262	57.025	29.915	30.322		19:38:42.635
7		2:14.875 P	1:02.321	34.627	37.927		19:40:40.890	7		2:02.735 P	57.466	29.974	35.295		19:40:45.370
8		5:12.873	4:04.211	35.052	33.610		19:45:53.763	8		7:17.568	6:08.761	35.884	32.923		19:48:02.938
9		1:56.511	56.357	29.761	30.393		19:47:50.274	9		1:59.924	58.580	30.307	31.037		19:50:02.862
10		1:56.613	56.555	29.839	30.219		19:49:46.887	10		2:02.845 P	57.233	29.940	35.672		19:52:05.707
11		2:09.307	59.292	35.891	34.124		19:51:56.194	11		5:26.267	4:14.951	37.259	34.057		19:57:31.974
12		1:56.294	56.262	29.764	30.268		19:53:52.488	12		2:27.154 P	1:05.133	35.755	46.266		19:59:59.128
13		1:56.449	56.470	29.729	30.250		19:55:48.937								
14		2:12.550	1:02.292	33.402	36.856		19:58:01.487								
15		2:29.384 P	1:08.551	37.958	42.875		20:00:30.871								

**65**

Fabien Julia

Renault CLIO CUP V

FABIEN JULIA

Vta	D	Tiempo	Sector 1	Sector 2	Sector 3	T. Spd	Elapsed
1		19:33:29.421	19:32:22.917	34.280	32.224		19:33:29.421
2		2:02.042	1:00.200	30.961	30.881		19:35:31.463
3		1:56.873	56.637	29.886	30.350		19:37:28.336
4		1:57.176	56.887	30.036	30.253		19:39:25.512
5		1:57.087	56.962	29.730	30.395		19:41:22.599
6		1:57.132	56.906	29.836	30.390		19:43:19.731
7		2:25.746 P	1:06.200	36.316	43.230		19:45:45.477
8		4:06.690	2:52.651	39.825	34.214		19:49:52.167
9		1:57.218	56.820	30.195	30.203		19:51:49.385
10		1:56.871	56.695	29.771	30.405		19:53:46.256
11		2:03.573	1:03.574	29.874	30.125		19:55:49.829
12		1:57.026	56.700	30.079	30.247		19:57:46.855
13		2:26.605	1:09.942	32.319	44.344		20:00:13.460

**66**

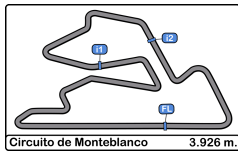
Alejandro Romero Beiro

Renault CLIO CUP V

MOTOR CLUB SABADELL

Vta	D	Tiempo	Sector 1	Sector 2	Sector 3	T. Spd	Elapsed
1		19:28:36.558	19:27:28.401	36.098	32.059		19:28:36.558
2		2:02.655	57.464		2:34.714		19:30:39.213
3		2:03.902	59.381		4:38.616		19:32:43.115
4		1:58.636	57.118	30.433	31.085		19:34:41.751
5		1:58.665	57.290	30.185	31.190		19:36:40.416
6		2:05.003 P	57.256	30.314	37.433		19:38:45.419
7		3:35.268	2:32.071	31.526	31.671		19:42:20.687
8		1:58.270	56.853	30.309	31.108		19:44:18.957
9		1:59.575	56.853	29.965	32.757		19:46:18.532
10		1:58.239	57.247	30.187	30.805		19:48:16.771
11		2:10.787	57.306	31.518	41.963		19:50:27.558
12		1:58.990	57.473	30.437	31.080		19:52:26.548
13		2:43.797	57.766	43.668	1:02.363		19:55:10.345
14		1:58.634	57.400	30.356	30.878		19:57:08.979
15		2:11.777 P	59.598	30.884	41.295		19:59:20.756



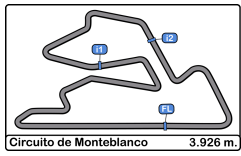


**Monteblando**  
**COPA NACIONAL**  
**Entrenamiento Privado**  
**Mejores Sectores**



Sector - 1			Sector - 2			Sector - 3			Vta. Ideal vs Mejor Vta.						
Clas	Nº	Piloto	Tiempo	Nº	Piloto	Tiempo	Nº	Piloto	Tiempo	Clas	Nº	Piloto	Ideal Lap	Best Lap	Clas
1	23	Jose Antonio Gomez Gutierrez	56.022	17	Nicolas Abella Romero	29.603	65	Fabien Julia	30.125	1	17	Nicolas Abella Romero	1:55.885	1:56.071	1
2	17	Nicolas Abella Romero	56.053	41	Alejandro Iribas Estrada	29.729	88	Mauro Tim Polderman	30.213	2	23	Jose Antonio Gomez Gutierrez	1:56.131	1:56.162	2
3	41	Alejandro Iribas Estrada	56.262	65	Fabien Julia	29.730	41	Alejandro Iribas Estrada	30.219	3	41	Alejandro Iribas Estrada	1:56.210	1:56.294	3
4	88	Mauro Tim Polderman	56.300	23	Jose Antonio Gomez Gutierrez	29.795	17	Nicolas Abella Romero	30.229	4	88	Mauro Tim	1:56.346	1:56.430	4
5	22	Stephan Polderman	56.313	88	Mauro Tim Polderman	29.833	23	Jose Antonio Gomez Gutierrez	30.314	5	65	Fabien Julia	1:56.492	1:56.871	6
6	65	Fabien Julia	56.637	22	Stephan Polderman	29.858	10	Maximo Varela Ortiz	30.418	6	22	Stephan Polderman	1:56.632	1:56.842	5
7	66	Alejandro Romero Beiro	56.853	66	Alejandro Romero Beiro	29.965	21	Lydia Sempere Frances	30.459	7	66	Alejandro Romero Beiro	1:57.623	1:58.239	9
8	21	Lydia Sempere Frances	57.062	10	Maximo Varela Ortiz	30.061	22	Stephan Polderman	30.461	8	21	Lydia Sempere Frances	1:57.732	1:57.852	7
9	10	Maximo Varela Ortiz	57.313	21	Lydia Sempere Frances	30.211	66	Alejandro Romero Beiro	30.805	9	10	Maximo Varela Ortiz	1:57.792	1:58.025	8
10	8	Joaquín Rodrigo Perez	57.508	8	Joaquín Rodrigo Perez	30.397	8	Joaquín Rodrigo Perez	30.846	10	8	Joaquín Rodrigo Perez	1:58.751	1:58.956	10

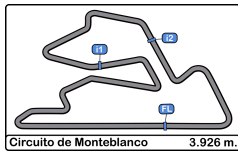




Monteblando  
COPA NACIONAL  
Entrenamiento Privado  
5 Mejores Tiempos

COPA NACIONAL  
V-LINE ORG.

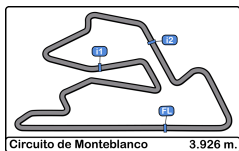
Cls	Nº	Piloto	Cat	Cls	Equipo	Vehiculo	Mejor 1		Mejor 2		Mejor 3		Mejor 4		Mejor 5	
							Tiemp	Vta	Tiemp	Vta	Tiemp	Vta	Tiemp	Vta	Tiemp	Vta
1	17	Nicolas Abella Romero			ESCUDERIA LA CORUÑA	Renault CLIO CUP V	1:56.071	14	1:56.292	10	1:56.631	8	1:56.729	5	1:56.761	4
2	23	Jose Antonio Gomez Gutierrez			ESCUDERIA LA CORUÑA	Renault CLIO CUP V	1:56.162	13	1:56.248	12	1:56.303	14	1:56.423	7	1:56.521	8
3	41	Alejandro Iribas Estrada			ESCUDERIA LA CORUÑA	Renault CLIO CUP V	1:56.294	12	1:56.383	6	1:56.449	13	1:56.511	9	1:56.613	10
4	88	Mauro Tim Polderman			A.SCHIMPF TEAM	Renault CLIO CUP V	1:56.430	5	1:56.764	3	1:56.916	4	1:57.262	6	1:57.660	2
5	22	Stephan Polderman			A.SCHIMPF TEAM	Renault CLIO CUP V	1:56.842	14	1:57.069	12	1:57.364	7	1:57.775	4	1:57.804	6
6	65	Fabien Julia			FABIEN JULIA	Renault CLIO CUP V	1:56.871	10	1:56.873	3	1:57.026	12	1:57.087	5	1:57.132	6
7	21	Lydia Sempere Frances			A.SCHIMPF TEAM	Renault CLIO CUP V	1:57.852	13	1:58.140	9	1:58.412	5	1:58.500	6	1:58.562	15
8	10	Maximo Varela Ortiz			ESCUDERIA LA CORUÑA	Renault CLIO CUP V	1:58.025	12	1:58.558	13	1:58.650	8	1:58.986	5	1:59.243	7
9	66	Alejandro Romero Beiro			MOTOR CLUB SABADELL	Renault CLIO CUP V	1:58.239	10	1:58.270	8	1:58.634	14	1:58.636	4	1:58.665	5
10	8	Joaquín Rodrigo Perez			AUTOMÓVIL CLUB	Renault CLIO CUP V	1:58.956	8	1:59.270	4	1:59.283	12	1:59.362	5	1:59.439	14



Monteblando  
COPA NACIONAL  
Entrenamiento Privado  
Secuencia Vueltas Rápidas

COPA NACIONAL  
V-LINE ORG.

Vta	Hora Día	Tiempo Sesión	Nº Piloto	Cat	Equipo	Vehiculo	Tiempo	Km/h
2	19:30:38.509	5:38.509	41 Alejandro Iribas Estrada		ESCUDERIA LA CORUÑA	Renault CLIO CUP V	1:58.034	119.7
2	19:30:40.233	5:40.233	23 Jose Antonio Gomez Gutierrez		ESCUDERIA LA CORUÑA	Renault CLIO CUP V	1:57.394	120.3
3	19:32:35.785	7:35.785	41 Alejandro Iribas Estrada		ESCUDERIA LA CORUÑA	Renault CLIO CUP V	1:57.276	120.5
3	19:32:52.027	7:52.027	88 Mauro Tim Polderman		A.SCHIMPF TEAM	Renault CLIO CUP V	1:56.764	121.0
4	19:35:07.119	10:07.119	17 Nicolas Abella Romero		ESCUDERIA LA CORUÑA	Renault CLIO CUP V	1:56.761	121.0
5	19:36:42.141	11:42.141	23 Jose Antonio Gomez Gutierrez		ESCUDERIA LA CORUÑA	Renault CLIO CUP V	1:56.569	121.2
5	19:36:45.373	11:45.373	88 Mauro Tim Polderman		A.SCHIMPF TEAM	Renault CLIO CUP V	1:56.430	121.3
6	19:38:26.015	13:26.015	41 Alejandro Iribas Estrada		ESCUDERIA LA CORUÑA	Renault CLIO CUP V	1:56.383	121.4
10	19:48:14.069	23:14.069	17 Nicolas Abella Romero		ESCUDERIA LA CORUÑA	Renault CLIO CUP V	1:56.292	121.5
12	19:53:43.175	28:43.175	23 Jose Antonio Gomez Gutierrez		ESCUDERIA LA CORUÑA	Renault CLIO CUP V	1:56.248	121.5
13	19:55:39.337	30:39.337	23 Jose Antonio Gomez Gutierrez		ESCUDERIA LA CORUÑA	Renault CLIO CUP V	1:56.162	121.6
14	19:57:30.609	32:30.609	17 Nicolas Abella Romero		ESCUDERIA LA CORUÑA	Renault CLIO CUP V	1:56.071	121.7



**Monteblando**  
**COPA NACIONAL**  
**Entrenamiento Privado**  
**Tiempos Parada en Pit**



**8** Joaquín Rodrigo Perez Renault CLIO CUP V

AUTOMÓVIL CLUB ZARAGOZA

Nº	Hora Día	Tiempo	Tiempo Salida	Tiempo Box	T. Box Total	Handicap	Diff.
1	19:38:58.539	19:38:58.539	19:41:46.036	2:47.497	2:47.497		

**10** Maximo Varela Ortiz Renault CLIO CUP V

ESCUADERIA LA CORUÑA

Nº	Hora Día	Tiempo	Tiempo Salida	Tiempo Box	T. Box Total	Handicap	Diff.
1	19:47:40.528	19:47:40.528	19:49:43.029	2:02.501	2:02.501		

**17** Nicolas Abella Romero Renault CLIO CUP V

ESCUADERIA LA CORUÑA

Nº	Hora Día	Tiempo	Tiempo Salida	Tiempo Box	T. Box Total	Handicap	Diff.
1	19:39:06.586	19:39:06.586	19:40:27.703	1:21.117	1:21.117		
2	19:50:21.374	19:50:21.374	19:50:38.296	16.922	1:38.039		

**22** Stephan Polderman Renault CLIO CUP V

A.SCHIMPF TEAM

Nº	Hora Día	Tiempo	Tiempo Salida	Tiempo Box	T. Box Total	Handicap	Diff.
1	19:42:52.875	19:42:52.875	19:45:58.312	3:05.437	3:05.437		

**23** Jose Antonio Gomez Gutierrez Renault CLIO CUP V

ESCUADERIA LA CORUÑA

Nº	Hora Día	Tiempo	Tiempo Salida	Tiempo Box	T. Box Total	Handicap	Diff.
1	19:44:35.491	19:44:35.491	19:47:54.163	3:18.672	3:18.672		

**41** Alejandro Iribas Estrada Renault CLIO CUP V

ESCUADERIA LA CORUÑA

Nº	Hora Día	Tiempo	Tiempo Salida	Tiempo Box	T. Box Total	Handicap	Diff.
1	19:40:38.613	19:40:38.613	19:43:40.138	3:01.525	3:01.525		

**65** Fabien Julia Renault CLIO CUP V

FABIEN JULIA

Nº	Hora Día	Tiempo	Tiempo Salida	Tiempo Box	T. Box Total	Handicap	Diff.
1	19:45:42.631	19:45:42.631	19:47:32.467	1:49.836	1:49.836		

**66** Alejandro Romero Beiro Renault CLIO CUP V

MOTOR CLUB SABADELL

Nº	Hora Día	Tiempo	Tiempo Salida	Tiempo Box	T. Box Total	Handicap	Diff.
1	19:38:42.713	19:38:42.713	19:40:19.125	1:36.412	1:36.412		

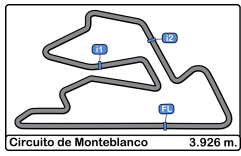
**88** Mauro Tim Polderman Renault CLIO CUP V

A.SCHIMPF TEAM

Nº	Hora Día	Tiempo	Tiempo Salida	Tiempo Box	T. Box Total	Handicap	Diff.
1	19:40:42.987	19:40:42.987	19:45:56.860	5:13.873	5:13.873		
2	19:52:03.243	19:52:03.243	19:55:21.855	3:18.612	8:32.485		



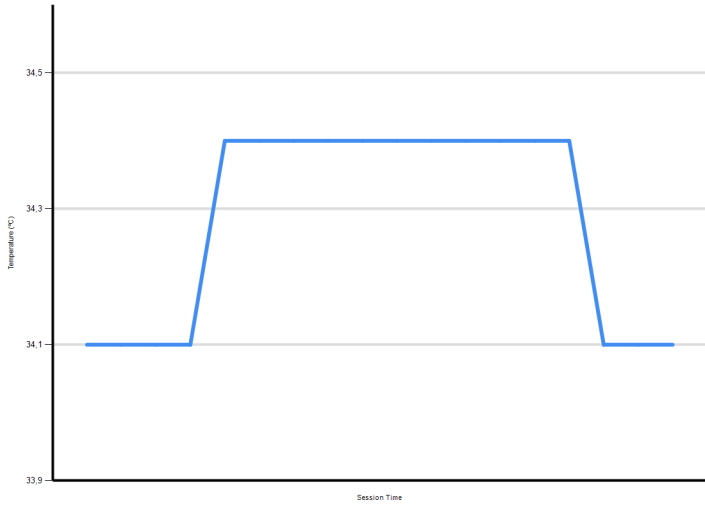




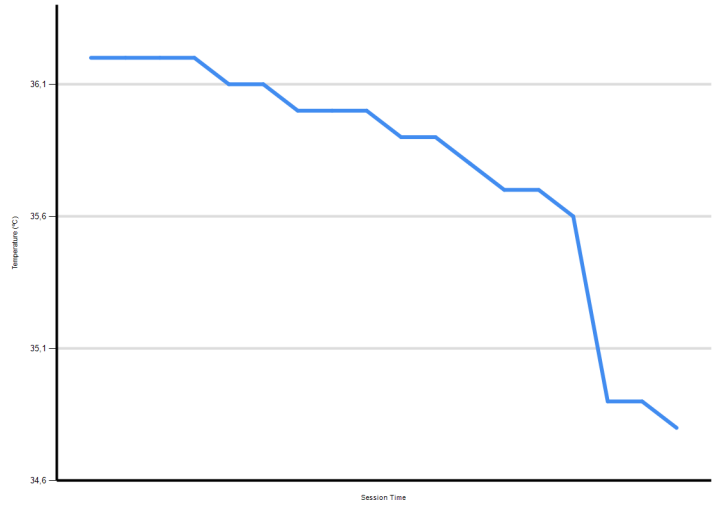
**Monteblando**  
**COPA NACIONAL**  
**Entrenamiento Privado**  
**Informe Meteorológico**



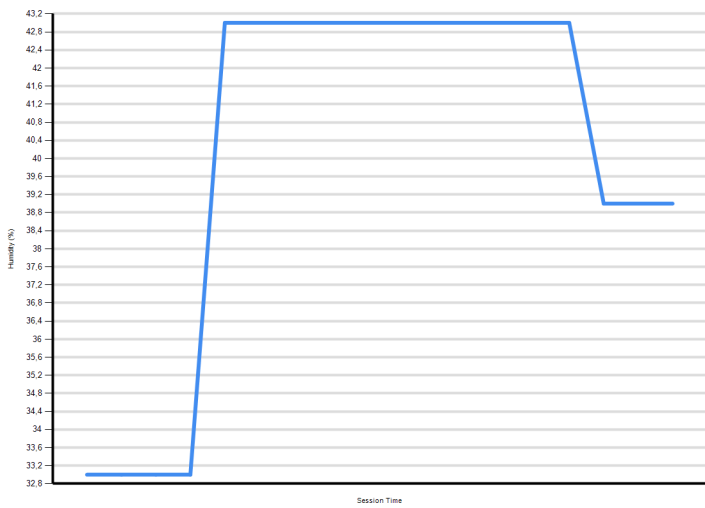
Temperatura Aire



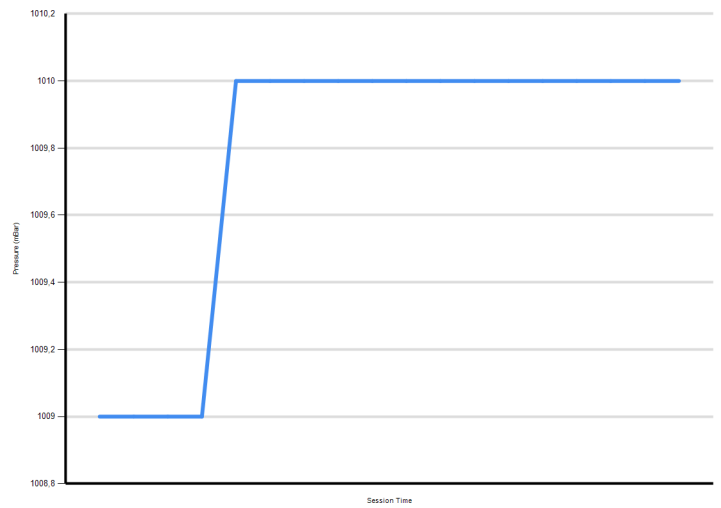
Temperatura Pista



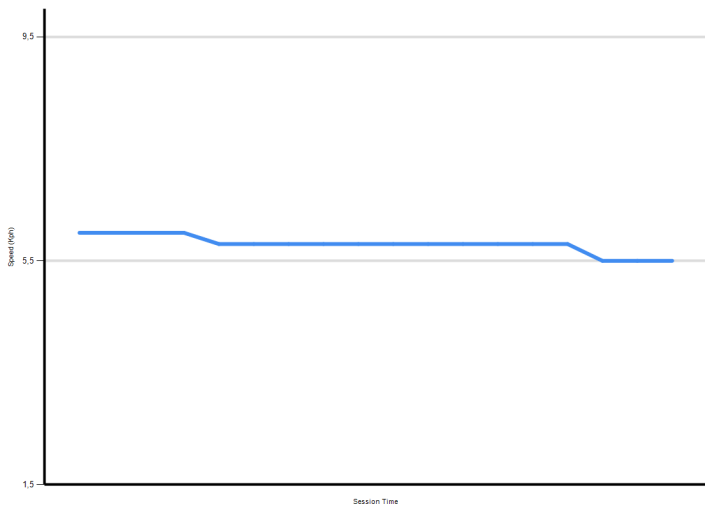
Humedad



Presión



Velocidad Viento



Dirección Viento

