

Monteblando
COPA NACIONAL
Carrera 2



Resultados Provisionales

Clas	Nº	Piloto	Cat	Clas	Equipo	Vehiculo	Vtas.	Tiempo Total	Dif 1º	Interval	Km/h	Mejor	Tiempo	Km/h
1	88	Mauro Tim Polderman			A.SCHIMPF TEAM	Renault CLIO CUP V	16	31:15.200			120.5	10	1:55.738	122.1
2	65	Fabien Julia			FABIEN JULIA	Renault CLIO CUP V	16	31:16.487	1.287	1.287	120.5	10	1:56.261	121.5
3	17	Nicolas Abella Romero			ESCUADERIA LA	Renault CLIO CUP V	16	31:17.274	2.074	0.787	120.4	7	1:56.429	121.3
4	22	Stephan Polderman			A.SCHIMPF TEAM	Renault CLIO CUP V	16	31:17.808	2.608	0.534	120.4	14	1:56.470	121.3
5	23	Jose A. Gomez Gutierrez			ESCUADERIA LA	Renault CLIO CUP V	16	31:18.213	3.013	0.405	120.4	15	1:56.332	121.4
6	8	Joaquín Rodrigo Perez			AUTOMÓVIL CLUB	Renault CLIO CUP V	16	31:35.686	20.486	17.473	119.2	6	1:57.661	120.1
7	21	Lydia Sempere Frances			A.SCHIMPF TEAM	Renault CLIO CUP V	16	31:35.945	20.745	0.259	119.2	9	1:57.747	120.0
8	41	Alejandro Iribas Estrada			ESCUADERIA LA	Renault CLIO CUP V	16	31:38.020	22.820	2.075	119.1	3	1:57.603	120.1
9	66	Alejandro Romero Beiro			MOTOR CLUB	Renault CLIO CUP V	16	31:45.103	29.903	7.083	118.7	3	1:57.914	119.8
10	10	Maximo Varela Ortiz			ESCUADERIA LA	Renault CLIO CUP V	16	32:34.089	1:18.889	48.986	115.7	15	1:57.251	120.5

Not classified: (Requirements: 75% of number laps of leader = 12 Laps)

30	Sergio Cabal Diez	RASANTE SPORT	Renault CLIO CUP V
----	-------------------	---------------	--------------------

Vta. Rápida Mauro Tim Polderman en 1:55.738 a 122.1 Km/h en la vta. 10

Publicado a las:.....

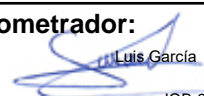
Temp Pista: 32.9 °C Temp Aire: 30.5 °C Humedad: 52 % Estado Pista: SECA

Director Carrera:

Máximo Guerrero

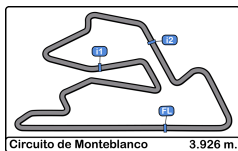
DPB-0803-ESP/NA

Cronometrador:


Luis Garcia

JOB-2654-ESP/M





Montebianco
COPA NACIONAL
Carrera 2

COPA NACIONAL
V-LINE ORG.

Resultados Provisionales por Categoría

Clas	Nº	Piloto	Cat	Clas	Equipo	Vehiculo	Vtas.	Tiempo Total	Dif 1º	Interval	Km/h	Mejor	Tiemp	Km/h
1	88	Mauro Tim Polderman			A.SCHIMPF TEAM	Renault CLIO CUP V	16	31:15.200			120.5	10	1:55.73	122.1
2	65	Fabien Julia			FABIEN JULIA	Renault CLIO CUP V	16	31:16.487	1.287	1.287	120.5	10	1:56.26	121.5
3	17	Nicolas Abella Romero			ESCUDERIA LA	Renault CLIO CUP V	16	31:17.274	2.074	0.787	120.4	7	1:56.42	121.3
4	22	Stephan Polderman			A.SCHIMPF TEAM	Renault CLIO CUP V	16	31:17.808	2.608	0.534	120.4	14	1:56.47	121.3
5	23	Jose Antonio Gomez Gutierrez			ESCUDERIA LA	Renault CLIO CUP V	16	31:18.213	3.013	0.405	120.4	15	1:56.33	121.4
6	8	Joaquín Rodrigo Perez			AUTOMÓVIL CLUB	Renault CLIO CUP V	16	31:35.686	20.486	17.473	119.2	6	1:57.66	120.1
7	21	Lydia Sempere Frances			A.SCHIMPF TEAM	Renault CLIO CUP V	16	31:35.945	20.745	0.259	119.2	9	1:57.74	120.0
8	41	Alejandro Iribas Estrada			ESCUDERIA LA	Renault CLIO CUP V	16	31:38.020	22.820	2.075	119.1	3	1:57.60	120.1
9	66	Alejandro Romero Beiro			MOTOR CLUB	Renault CLIO CUP V	16	31:45.103	29.903	7.083	118.7	3	1:57.91	119.8
10	10	Maximo Varela Ortiz			ESCUDERIA LA	Renault CLIO CUP V	16	32:34.089	1:18.889	48.986	115.7	15	1:57.25	120.5

Not classified: (Requirements: 75% of number laps of leader = 12 Laps)

30	Sergio Cabal Diez	RASANTE SPORT	Renault CLIO CUP V
----	-------------------	---------------	--------------------

Vta. Rápida Mauro Tim Polderman en 1:55.738 a 122.1 Km/h en la vta. 10

Publicado a las:.....

Temp Pista: **32.9 °C** Temp Aire: **30.5 °C** Humedad: **52 %** Estado Pista: **SECA**

Director Carrera:

Máximo Guerrero

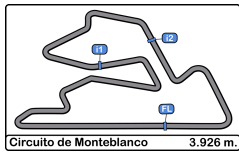
DPB-0803-ESP/NA

Cronometrador:


Luis Garcia

JOB-2654-ESP/M



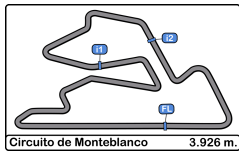


Monteblanco
COPA NACIONAL
Carrera 2

COPA NACIONAL
V-LINE ORG.

Clasificación Provisional por Vuelta Rápida de Piloto

Cl	Nº	Equipo/Concursante	Vehículo	Piloto	Cat	Cl	Vtas.	Mejor	Tiempo	Dif 1º	Interval	Km/h
1	88	A.SCHIMPF TEAM	Renault CLIO CUP V	Mauro Tim Polderman			16	10	1:55.738			122.1
2	65	FABIEN JULIA	Renault CLIO CUP V	Fabien Julia			16	10	1:56.261	0.523	0.523	121.5
3	23	ESCUADERIA LA CORUÑA	Renault CLIO CUP V	Jose A. Gomez Gutierrez			16	15	1:56.332	0.594	0.071	121.4
4	17	ESCUADERIA LA CORUÑA	Renault CLIO CUP V	Nicolas Abella Romero			16	7	1:56.429	0.691	0.097	121.3
5	22	A.SCHIMPF TEAM	Renault CLIO CUP V	Stephan Polderman			16	14	1:56.470	0.732	0.041	121.3
6	10	ESCUADERIA LA CORUÑA	Renault CLIO CUP V	Maximo Varela Ortiz			16	15	1:57.251	1.513	0.781	120.5
7	41	ESCUADERIA LA CORUÑA	Renault CLIO CUP V	Alejandro Iribas Estrada			16	3	1:57.603	1.865	0.352	120.1
8	8	AUTOMÓVIL CLUB ZARAGO	Renault CLIO CUP V	Joaquín Rodrigo Perez			16	6	1:57.661	1.923	0.058	120.1
9	21	A.SCHIMPF TEAM	Renault CLIO CUP V	Lydia Sempere Frances			16	9	1:57.747	2.009	0.086	120.0
10	66	MOTOR CLUB SABADELL	Renault CLIO CUP V	Alejandro Romero Beiro			16	3	1:57.914	2.176	0.167	119.8

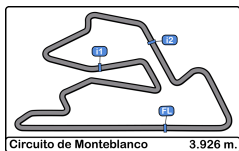


Monteblando
COPA NACIONAL
Carrera 2

COPA NACIONAL
V-LINE ORG.

Distancia y Velocidad Media

Clas	Nº	Piloto	Cat	Clas	Equipo	Vehiculo	Vtas.	Distancia	Tiempo Total	Km/h
1	88	Mauro Tim Polderman			A.SCHIMPF TEAM	Renault CLIO CUP V	16	62.81	31:15.200	120.5
2	65	Fabien Julia			FABIEN JULIA	Renault CLIO CUP V	16	62.81	31:16.487	120.5
3	17	Nicolas Abella Romero			ESCUDERIA LA CORUÑA	Renault CLIO CUP V	16	62.81	31:17.274	120.4
4	22	Stephan Polderman			A.SCHIMPF TEAM	Renault CLIO CUP V	16	62.81	31:17.808	120.4
5	23	Jose Antonio Gomez Gutierrez			ESCUDERIA LA CORUÑA	Renault CLIO CUP V	16	62.81	31:18.213	120.4
6	8	Joaquín Rodrigo Perez			AUTOMÓVIL CLUB ZARAGOZA	Renault CLIO CUP V	16	62.81	31:35.686	119.2
7	21	Lydia Sempere Frances			A.SCHIMPF TEAM	Renault CLIO CUP V	16	62.81	31:35.945	119.2
8	41	Alejandro Iribas Estrada			ESCUDERIA LA CORUÑA	Renault CLIO CUP V	16	62.81	31:38.020	119.1
9	66	Alejandro Romero Beiro			MOTOR CLUB SABADELL	Renault CLIO CUP V	16	62.81	31:45.103	118.7
10	10	Maximo Varela Ortiz			ESCUDERIA LA CORUÑA	Renault CLIO CUP V	16	62.81	32:34.089	115.7
11	30	Sergio Cabal Diez			RASANTE SPORT	Renault CLIO CUP V	0			



Monteblanco
COPA NACIONAL
Carrera 2
Tiempos Por Vuelta

COPA NACIONAL
V-LINE ORG

8

Joaquín Rodrigo Perez

Renault CLIO CUP V

17

Nicolas Abella Romero

Renault CLIO CUP V

AUTOMÓVIL CLUB ZARAGOZA

ESCUADERIA LA CORUÑA

Vta	D	Tiempo	Sector 1	Sector 2	Sector 3	T. Spd	Elapsed	Vta	D	Tiempo	Sector 1	Sector 2	Sector 3	T. Spd	Elapsed
1		2:02.714	1:01.798	30.485	30.431		2:02.714	1		1:59.979	59.722	29.868	30.389		1:59.979
2		1:58.498	57.546	30.316	30.636		4:01.212	2		1:58.718	58.153	29.958	30.607		3:58.697
3		1:58.280	57.401	30.392	30.487		5:59.492	3		1:57.189	56.973	29.840	30.376		5:55.886
4		1:59.118	57.469	31.147	30.502		7:58.610	4		1:56.812	56.734	29.810	30.268		7:52.698
5		1:57.671	56.930	30.130	30.611		9:56.281	5		1:56.432	56.375	29.740	30.317		9:49.130
6		1:57.661	56.694	30.381	30.586		11:53.942	6		1:57.529	56.935	29.964	30.630		11:46.659
7		1:58.114	57.285	30.355	30.474		13:52.056	7		1:56.429	56.251	29.826	30.352		13:43.088
8		1:57.947	56.932	30.295	30.720		15:50.003	8		1:56.569	56.398	29.922	30.249		15:39.657
9		1:58.091	57.008	30.201	30.882		17:48.094	9		1:56.528	56.323	29.874	30.331		17:36.185
10		1:58.394	57.352	30.290	30.752		19:46.488	10		1:56.583	56.455	29.831	30.297		19:32.768
11		1:58.325	57.392	30.415	30.518		21:44.813	11		1:58.323	57.901	30.061	30.361		21:31.091
12		1:58.130	57.417	30.238	30.475		23:42.943	12		1:56.842	56.478	29.927	30.437		23:27.933
13		1:58.156	57.381	30.308	30.467		25:41.099	13		1:56.739	56.291	29.829	30.619		25:24.672
14		1:58.096	57.087	30.559	30.450		27:39.195	14		1:57.417	56.479	29.926	31.012		27:22.089
15		1:57.861	56.856	30.512	30.493		29:37.056	15		1:57.949	58.103	29.671	30.175		29:20.038
16		1:58.630	57.467	30.561	30.602		31:35.686	16		1:57.236	57.016	30.016	30.204		31:17.274

10

Maximo Varela Ortiz

Renault CLIO CUP V

21

Lydia Sempere Frances

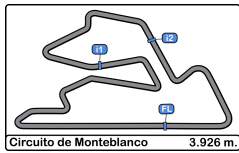
Renault CLIO CUP V

ESCUADERIA LA CORUÑA

A.SCHIMPF TEAM

Vta	D	Tiempo	Sector 1	Sector 2	Sector 3	T. Spd	Elapsed	Vta	D	Tiempo	Sector 1	Sector 2	Sector 3	T. Spd	Elapsed
1		2:04.564	1:03.345	30.623	30.596		2:04.564	1		2:02.322	1:01.368	30.478	30.476		2:02.322
2		1:59.613	57.239	30.766	31.608		4:04.177	2		1:57.989	57.312	30.248	30.429		4:00.311
3		1:58.238	57.548	30.037	30.653		6:02.415	3		1:58.747	57.840	30.338	30.569		5:59.058
4		1:57.758	56.981	30.124	30.653		8:00.173	4		2:00.390	58.342	31.228	30.820		7:59.448
5		1:58.787	57.784	30.315	30.688		9:58.960	5		1:57.767	57.065	30.312	30.390		9:57.215
6		1:57.880	56.949	30.056	30.875		11:56.840	6		1:57.769	56.860	30.536	30.373		11:54.984
7		2:23.688 P	1:15.773	31.455	36.460		14:20.528	7		1:58.285	57.155	30.156	30.974		13:53.269
8		2:31.803	1:31.311		3:08.263		16:52.331	8		1:57.780	57.153	30.171	30.456		15:51.049
9		1:58.308	57.465	30.219	30.624		18:50.639	9		1:57.747	57.057	30.100	30.590		17:48.796
10		1:58.465	57.666	30.151	30.648		20:49.104	10		1:58.062	57.054	30.544	30.464		19:46.858
11		1:57.574	57.302	30.017	30.255		22:46.678	11		1:58.436	57.496	30.343	30.597		21:45.294
12		1:57.819	57.307	30.275	30.237		24:44.497	12		1:58.099	57.114	30.452	30.533		23:43.393
13		1:57.440	57.009	29.940	30.491		26:41.937	13		1:58.316	57.412		2:28.849		25:41.709
14		1:57.452	57.003	30.097	30.352		28:39.389	14		1:58.346	56.918	30.417	31.011		27:40.055
15		1:57.251	56.637	30.111	30.503		30:36.640	15		1:57.953	56.989	30.398	30.566		29:38.008
16		1:57.449	56.946	29.985	30.518		32:34.089	16		1:57.937	57.084	30.366	30.487		31:35.945





Monteblando
COPA NACIONAL
Carrera 2
Tiempos Por Vuelta



22 Stephan Polderman Renault CLIO CUP V **41**

Alejandro Iribas Estrada Renault CLIO CUP V

A.SCHIMPF TEAM

ESCUDERIA LA CORUÑA

Vta	D	Tiempo	Sector 1	Sector 2	Sector 3	T. Spd	Elapsed	Vta	D	Tiempo	Sector 1	Sector 2	Sector 3	T. Spd	Elapsed
1		2:01.010	1:00.476	30.040	30.494		2:01.010	1		2:03.817	1:02.752	30.133	30.932		2:03.817
2		1:58.196	57.933	29.874	30.389		3:59.206	2		1:59.240	57.675	30.831	30.734		4:03.057
3		1:58.667	58.472	29.916	30.279		5:57.873	3		1:57.603	57.016	30.011	30.576		6:00.660
4		1:56.752	56.417	29.848	30.487		7:54.625	4		1:58.326	57.078	30.820	30.428		7:58.986
5		1:56.477	56.211	29.777	30.489		9:51.102	5		1:57.666	56.959	30.075	30.632		9:56.652
6		1:56.684	56.218	29.981	30.485		11:47.786	6		1:57.740	56.802	30.159	30.779		11:54.392
7		1:57.123	56.740	29.834	30.549		13:44.909	7		1:58.666	57.294	30.272	31.100		13:53.058
8		1:57.130	56.630	30.114	30.386		15:42.039	8		1:58.595	57.798	30.329	30.468		15:51.653
9		1:58.849	57.736	30.636	30.477		17:40.888	9		1:57.741	57.116	30.035	30.590		17:49.394
10		1:56.491	56.236	29.848	30.407		19:37.379	10		1:57.997	57.065	30.329	30.603		19:47.391
11		1:56.637	56.173	29.979	30.485		21:34.016	11		1:58.409	57.406	30.442	30.561		21:45.800
12		1:56.542	56.181	29.786	30.575		23:30.558	12		1:58.355	57.608	30.116	30.631		23:44.155
13		1:56.492	55.986	29.936	30.570		25:27.050	13		1:58.715	57.720	30.364	30.631		25:42.870
14		1:56.470	56.193	29.887	30.390		27:23.520	14		1:58.091	57.444	30.146	30.501		27:40.961
15		1:57.046	56.980	29.865	30.201		29:20.566	15		1:58.593	57.627	30.283	30.683		29:39.554
16		1:57.242	56.106	30.599	30.537		31:17.808	16		1:58.466	57.535	30.243	30.688		31:38.020

23 Jose Antonio Gomez Gutierrez Renault CLIO CUP V **65**

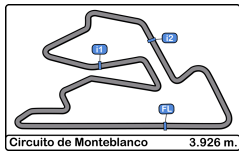
Fabien Julia Renault CLIO CUP V

ESCUDERIA LA CORUÑA

FABIEN JULIA

Vta	D	Tiempo	Sector 1	Sector 2	Sector 3	T. Spd	Elapsed	Vta	D	Tiempo	Sector 1	Sector 2	Sector 3	T. Spd	Elapsed
1		2:04.204	1:03.128	30.550	30.526		2:04.204	1		2:01.226	1:00.699	30.130	30.397		2:01.226
2		1:58.215	56.839	30.700	30.676		4:02.419	2		1:58.337	58.102	29.940	30.295		3:59.563
3		1:57.418	56.765	30.188	30.465		5:59.837	3		1:57.741	57.758	29.761	30.222		5:57.304
4		1:58.111	57.286	30.407	30.418		7:57.948	4		1:56.411	56.484	29.715	30.212		7:53.715
5		1:56.949	56.637	30.004	30.308		9:54.897	5		1:56.445	56.562	29.771	30.112		9:50.160
6		1:57.100	56.543	30.093	30.464		11:51.997	6		1:56.961	56.465	30.127	30.369		11:47.121
7		1:56.896	56.566	29.980	30.350		13:48.893	7		1:56.554	56.541	29.790	30.223		13:43.675
8		1:57.175	56.622	30.089	30.464		15:46.068	8		1:58.094	57.282	30.287	30.525		15:41.769
9		1:56.588	56.264	29.967	30.357		17:42.656	9		1:57.483	57.447	29.742	30.294		17:39.252
10		1:56.520	56.293	29.822	30.405		19:39.176	10		1:56.261	56.414	29.670	30.177		19:35.513
11		1:56.607	56.338	29.911	30.358		21:35.783	11		1:56.471	56.458	29.875	30.138		21:31.984
12		1:56.418	56.249	29.915	30.254		23:32.201	12		1:56.909	56.880	29.914	30.115		23:28.893
13		1:56.688	56.493	29.829	30.366		25:28.889	13		1:56.753	56.615	29.860	30.278		25:25.646
14		1:56.491	56.319	29.831	30.341		27:25.380	14		1:56.873	56.524	29.910	30.439		27:22.519
15		1:56.332	56.132	29.893	30.307		29:21.712	15		1:57.058	57.171	29.771	30.116		29:19.577
16		1:56.501	56.379	29.788	30.334		31:18.213	16		1:56.910	56.489	29.923	30.498		31:16.487





Monteblanco
COPA NACIONAL
Carrera 2
Tiempos Por Vuelta



66

Alejandro Romero Beiro

Renault CLIO CUP V

MOTOR CLUB SABADELL

Vta	D	Tiempo	Sector 1	Sector 2	Sector 3	T. Spd	Elapsed
1		2:03.290	1:02.351	30.349	30.590		2:03.290
2		2:00.716	57.479	31.854	31.383		4:04.006
3		1:57.914	57.182	30.124	30.608		6:01.920
4		1:57.956	56.736	30.319	30.901		7:59.876
5		1:58.556	57.767	30.213	30.576		9:58.432
6		1:58.102	56.908	30.292	30.902		11:56.534
7		1:59.348	58.324	30.183	30.841		13:55.882
8		1:59.257	57.781	30.326	31.150		15:55.139
9		1:59.409	57.876	30.397	31.136		17:54.548
10		1:58.872	57.150	30.510	31.212		19:53.420
11		1:58.714	57.097	30.747	30.870		21:52.134
12		1:58.223	57.206	30.091	30.926		23:50.357
13		1:58.434	57.173	30.276	30.985		25:48.791
14		1:58.898	57.413	30.244	31.241		27:47.689
15		1:59.092	57.598	30.481	31.013		29:46.781
16		1:58.322	56.847	30.381	31.094		31:45.103

88

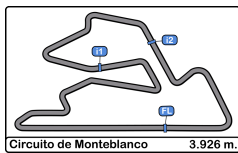
Mauro Tim Polderman

Renault CLIO CUP V

A.SCHIMPF TEAM

Vta	D	Tiempo	Sector 1	Sector 2	Sector 3	T. Spd	Elapsed
1		2:00.202	59.985	29.907	30.310		2:00.202
2		1:58.670	58.233	29.779	30.658		3:58.872
3		1:57.254	57.230	29.717	30.307		5:56.126
4		1:56.856	56.794	29.754	30.308		7:52.982
5		1:56.522	56.597	29.750	30.175		9:49.504
6		1:57.320	56.853	29.787	30.680		11:46.824
7		1:57.102	57.231	29.689	30.182		13:43.926
8		1:57.423	56.821	30.374	30.228		15:41.349
9		1:55.962	56.219	29.635	30.108		17:37.311
10		1:55.738	55.968	29.734	30.036		19:33.049
11		1:58.308	57.744	30.156	30.408		21:31.357
12		1:56.950	56.522	29.870	30.558		23:28.307
13		1:56.839	56.678	29.609	30.552		25:25.146
14		1:56.917	56.533	29.721	30.663		27:22.063
15		1:56.992	57.263	29.609	30.120		29:19.055
16		1:56.145	56.368	29.603	30.174		31:15.200





Monteblando
COPA NACIONAL
Carrera 2
Análisis

COPA NACIONAL
V-LINE ORG

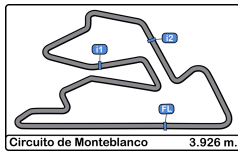
Num	Tiempo Vta.	Dif 1°
Vta 1		
17	1:59.979	
88	2:00.202	00.223
22	2:01.010	01.031
65	2:01.226	01.247
21	2:02.322	02.343
8	2:02.714	02.735
66	2:03.290	03.311
41	2:03.817	03.838
23	2:04.204	04.225
10	2:04.564	04.585
Num Tiempo Vta. Dif 1°		
Vta 2		
17	1:58.718	
88	1:58.670	00.175
22	1:58.196	00.509
65	1:58.337	00.866
21	1:57.989	01.614
8	1:58.498	02.515
23	1:58.215	03.722
41	1:59.240	04.360
66	2:00.716	05.309
10	1:59.613	05.480
Num Tiempo Vta. Dif 1°		
Vta 3		
17	1:57.189	
88	1:57.254	00.240
65	1:57.741	01.418
22	1:58.667	01.987
21	1:58.747	03.172
8	1:58.280	03.606
23	1:57.418	03.951
41	1:57.603	04.774
66	1:57.914	06.034
10	1:58.238	06.529
Num Tiempo Vta. Dif 1°		
Vta 4		
17	1:56.812	
88	1:56.856	00.284
65	1:56.411	01.017
22	1:56.752	01.927
23	1:58.111	05.250
8	1:59.118	05.912
41	1:58.326	06.288
21	2:00.390	06.750
66	1:57.956	07.178
10	1:57.758	07.475
Num Tiempo Vta. Dif 1°		
Vta 5		
17	1:56.432	
88	1:56.522	00.374
65	1:56.445	01.030
22	1:56.477	01.972
23	1:56.949	05.767
8	1:57.671	07.151
41	1:57.666	07.522

Num	Tiempo Vta.	Dif 1°
21	1:57.767	08.085
66	1:58.556	09.302
10	1:58.787	09.830
Num Tiempo Vta. Dif 1°		
Vta 6		
17	1:57.529	
88	1:57.320	00.165
65	1:56.961	00.462
22	1:56.684	01.127
23	1:57.100	05.338
8	1:57.661	07.283
41	1:57.740	07.733
21	1:57.769	08.325
66	1:58.102	09.875
10	1:57.880	10.181
Num Tiempo Vta. Dif 1°		
Vta 7		
17	1:56.429	
65	1:56.554	00.587
88	1:57.102	00.838
22	1:57.123	01.821
23	1:56.896	05.805
8	1:58.114	08.968
41	1:58.666	09.970
21	1:58.285	10.181
66	1:59.348	12.794
10	2:23.688	37.440
Num Tiempo Vta. Dif 1°		
Vta 8		
17	1:56.569	
88	1:57.423	01.692
65	1:58.094	02.112
22	1:57.130	02.382
23	1:57.175	06.411
8	1:57.947	10.346
21	1:57.780	11.392
41	1:58.595	11.996
66	1:59.257	15.482
10	2:31.803	1:12.674
Num Tiempo Vta. Dif 1°		
Vta 9		
17	1:56.528	
88	1:55.962	01.126
65	1:57.483	03.067
22	1:58.849	04.703
23	1:56.588	06.471
8	1:58.091	11.909
21	1:57.747	12.611
41	1:57.741	13.209
66	1:59.409	18.363
10	1:58.308	1:14.454
Num Tiempo Vta. Dif 1°		
Vta 10		
17	1:56.583	
88	1:55.738	00.281

Num	Tiempo Vta.	Dif 1°
65	1:56.261	02.745
22	1:56.491	04.611
23	1:56.520	06.408
8	1:58.394	13.720
21	1:58.062	14.090
41	1:57.997	14.623
66	1:58.872	20.652
10	1:58.465	1:16.336
Num Tiempo Vta. Dif 1°		
Vta 11		
17	1:58.323	
88	1:58.308	00.266
65	1:56.471	00.893
22	1:56.637	02.925
23	1:56.607	04.692
8	1:58.325	13.722
21	1:58.436	14.203
41	1:58.409	14.709
66	1:58.714	21.043
10	1:57.574	1:15.587
Num Tiempo Vta. Dif 1°		
Vta 12		
17	1:56.842	
88	1:56.950	00.374
65	1:56.909	00.960
22	1:56.542	02.625
23	1:56.418	04.268
8	1:58.130	15.010
21	1:58.099	15.460
41	1:58.355	16.222
66	1:58.223	22.424
10	1:57.819	1:16.564
Num Tiempo Vta. Dif 1°		
Vta 13		
17	1:56.739	
88	1:56.839	00.474
65	1:56.753	00.974
22	1:56.492	02.378
23	1:56.688	04.217
8	1:58.156	16.427
21	1:58.316	17.037
41	1:58.715	18.198
66	1:58.434	24.119
10	1:57.440	1:17.265
Num Tiempo Vta. Dif 1°		
Vta 14		
88	1:56.917	
17	1:57.417	00.026
65	1:56.873	00.456
22	1:56.470	01.457
23	1:56.491	03.317
8	1:58.096	17.132
21	1:58.346	17.992
41	1:58.091	18.898
66	1:58.898	25.626
10	1:57.452	1:17.326

Num	Tiempo Vta.	Dif 1°
Vta 15		
88	1:56.992	
65	1:57.058	00.522
17	1:57.949	00.983
22	1:57.046	01.511
23	1:56.332	02.657
8	1:57.861	18.001
21	1:57.953	18.953
41	1:58.593	20.499
66	1:59.092	27.726
10	1:57.251	1:17.585
Num Tiempo Vta. Dif 1°		
Vta 16		
88	1:56.145	
65	1:56.910	01.287
17	1:57.236	02.074
22	1:57.242	02.608
23	1:56.501	03.013
8	1:58.630	20.486
21	1:57.937	20.745
41	1:58.466	22.820
66	1:58.322	29.903
10	1:57.449	1:18.889

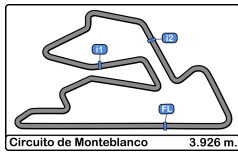




Monteblando
COPA NACIONAL
Carrera 2
Mejores Sectores

COPA NACIONAL
V-LINE ORG.

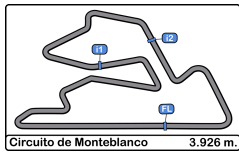
Sector - 1			Sector - 2			Sector - 3			Vta. Ideal vs Mejor Vta.						
Clas	Nº	Piloto	Tiempo	Nº	Piloto	Tiempo	Nº	Piloto	Tiempo	Clas	Nº	Piloto	Ideal Lap	Best Lap	Clas
1	88	Mauro Tim Polderman	55.968	88	Mauro Tim Polderman	29.603	88	Mauro Tim Polderman	30.036	1	88	Mauro Tim	1:55.607	1:55.738	1
2	22	Stephan Polderman	55.986	65	Fabien Julia	29.670	65	Fabien Julia	30.112	2	22	Stephan Polderman	1:55.964	1:56.470	5
3	23	Jose A. Gomez Gutierrez	56.132	17	Nicolas Abella Romero	29.671	17	Nicolas Abella Romero	30.175	3	17	Nicolas Abella Romero	1:56.097	1:56.429	4
4	17	Nicolas Abella Romero	56.251	22	Stephan Polderman	29.777	22	Stephan Polderman	30.201	4	23	Jose Antonio Gomez	1:56.174	1:56.332	3
5	65	Fabien Julia	56.414	23	Jose A. Gomez Gutierrez	29.788	10	Maximo Varela Ortiz	30.237	5	65	Fabien Julia	1:56.196	1:56.261	2
6	10	Maximo Varela Ortiz	56.637	10	Maximo Varela Ortiz	29.940	23	Jose A. Gomez Gutierrez	30.254	6	10	Maximo Varela Ortiz	1:56.814	1:57.251	6
7	8	Joaquín Rodrigo Perez	56.694	41	Alejandro Iribas Estrada	30.011	21	Lydia Sempere Frances	30.373	7	41	Alejandro Iribas Estrada	1:57.241	1:57.603	7
8	66	Alejandro Romero Beiro	56.736	66	Alejandro Romero Beiro	30.091	41	Alejandro Iribas Estrada	30.428	8	8	Joaquín Rodrigo Perez	1:57.255	1:57.661	8
9	41	Alejandro Iribas Estrada	56.802	21	Lydia Sempere Frances	30.100	8	Joaquín Rodrigo Perez	30.431	9	21	Lydia Sempere Frances	1:57.333	1:57.747	9
10	21	Lydia Sempere Frances	56.860	8	Joaquín Rodrigo Perez	30.130	66	Alejandro Romero Beiro	30.576	10	66	Alejandro Romero Beiro	1:57.403	1:57.914	10



Montebianco
COPA NACIONAL
Carrera 2
Secuencia Líder

COPA NACIONAL
V-LINE ORG.

Nº	Piloto	Cat	Clas	Equipo	Vehiculo	Vta. Inicio	Vta. Fin	Vtas.	Total Laps
17	Nicolas Abella Romero			ESCUDERIA LA CORUÑA	Renault CLIO CUP V	1	13	13	13
88	Mauro Tim Polderman			A.SCHIMPF TEAM	Renault CLIO CUP V	14	16	3	3

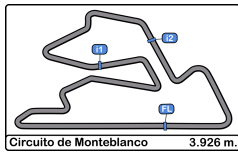


Monteblando
COPA NACIONAL
Carrera 2
5 Mejores Tiempos

COPA NACIONAL
V-LINE ORG.

Circuito de Monteblando 3,926 m.

Cls	Nº	Piloto	Cat	Cls	Equipo	Vehiculo	Mejor 1		Mejor 2		Mejor 3		Mejor 4		Mejor 5	
							Tiemp	Vta	Tiemp	Vta	Tiemp	Vta	Tiemp	Vta	Tiemp	Vta
1	88	Mauro Tim Polderman			A.SCHIMPF TEAM	Renault CLIO CUP V	1:55.738	10	1:55.962	9	1:56.145	16	1:56.522	5	1:56.839	13
2	65	Fabien Julia			FABIEN JULIA	Renault CLIO CUP V	1:56.261	10	1:56.411	4	1:56.445	5	1:56.471	11	1:56.554	7
3	23	Jose Antonio Gomez Gutierrez			ESCUDERIA LA CORUÑA	Renault CLIO CUP V	1:56.332	15	1:56.418	12	1:56.491	14	1:56.501	16	1:56.520	10
4	17	Nicolas Abella Romero			ESCUDERIA LA CORUÑA	Renault CLIO CUP V	1:56.429	7	1:56.432	5	1:56.528	9	1:56.569	8	1:56.583	10
5	22	Stephan Polderman			A.SCHIMPF TEAM	Renault CLIO CUP V	1:56.470	14	1:56.477	5	1:56.491	10	1:56.492	13	1:56.542	12
6	10	Maximo Varela Ortiz			ESCUDERIA LA CORUÑA	Renault CLIO CUP V	1:57.251	15	1:57.440	13	1:57.449	16	1:57.452	14	1:57.574	11
7	41	Alejandro Iribas Estrada			ESCUDERIA LA CORUÑA	Renault CLIO CUP V	1:57.603	3	1:57.666	5	1:57.740	6	1:57.741	9	1:57.997	10
8	8	Joaquín Rodrigo Perez			AUTOMÓVIL CLUB	Renault CLIO CUP V	1:57.661	6	1:57.671	5	1:57.861	15	1:57.947	8	1:58.091	9
9	21	Lydia Sempere Frances			A.SCHIMPF TEAM	Renault CLIO CUP V	1:57.747	9	1:57.767	5	1:57.769	6	1:57.780	8	1:57.937	16
10	66	Alejandro Romero Beiro			MOTOR CLUB SABADELL	Renault CLIO CUP V	1:57.914	3	1:57.956	4	1:58.102	6	1:58.223	12	1:58.322	16



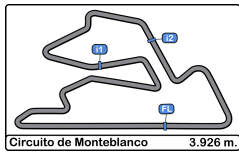
Montebianco
COPA NACIONAL

COPA NACIONAL
V-LINE ORG.

Carrera 2

Secuencia Vueltas Rápidas

Vta	Hora Día	Tiempo Sesión	Nº Piloto	Cat	Equipo	Vehiculo	Tiempo	Km/h
2	18:46:55.935	3:58.935	17 Nicolas Abella Romero		ESCUDERIA LA CORUÑA	Renault CLIO CUP V	1:58.718	119.0
2	18:46:56.110	3:59.110	88 Mauro Tim Polderman		A.SCHIMPF TEAM	Renault CLIO CUP V	1:58.670	119.1
2	18:46:56.444	3:59.444	22 Stephan Polderman		A.SCHIMPF TEAM	Renault CLIO CUP V	1:58.196	119.5
2	18:46:57.549	4:00.549	21 Lydia Sempere Frances		A.SCHIMPF TEAM	Renault CLIO CUP V	1:57.989	119.7
3	18:48:53.124	5:56.124	17 Nicolas Abella Romero		ESCUDERIA LA CORUÑA	Renault CLIO CUP V	1:57.189	120.6
4	18:50:49.936	7:52.936	17 Nicolas Abella Romero		ESCUDERIA LA CORUÑA	Renault CLIO CUP V	1:56.812	120.9
4	18:50:50.953	7:53.953	65 Fabien Julia		FABIEN JULIA	Renault CLIO CUP V	1:56.411	121.4
9	19:00:34.549	17:37.549	88 Mauro Tim Polderman		A.SCHIMPF TEAM	Renault CLIO CUP V	1:55.962	121.8
10	19:02:30.287	19:33.287	88 Mauro Tim Polderman		A.SCHIMPF TEAM	Renault CLIO CUP V	1:55.738	122.1



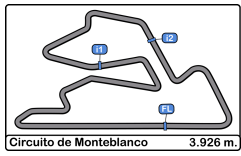
Montebianco
COPA NACIONAL
Carrera 2
Cuentavueltas



VTA

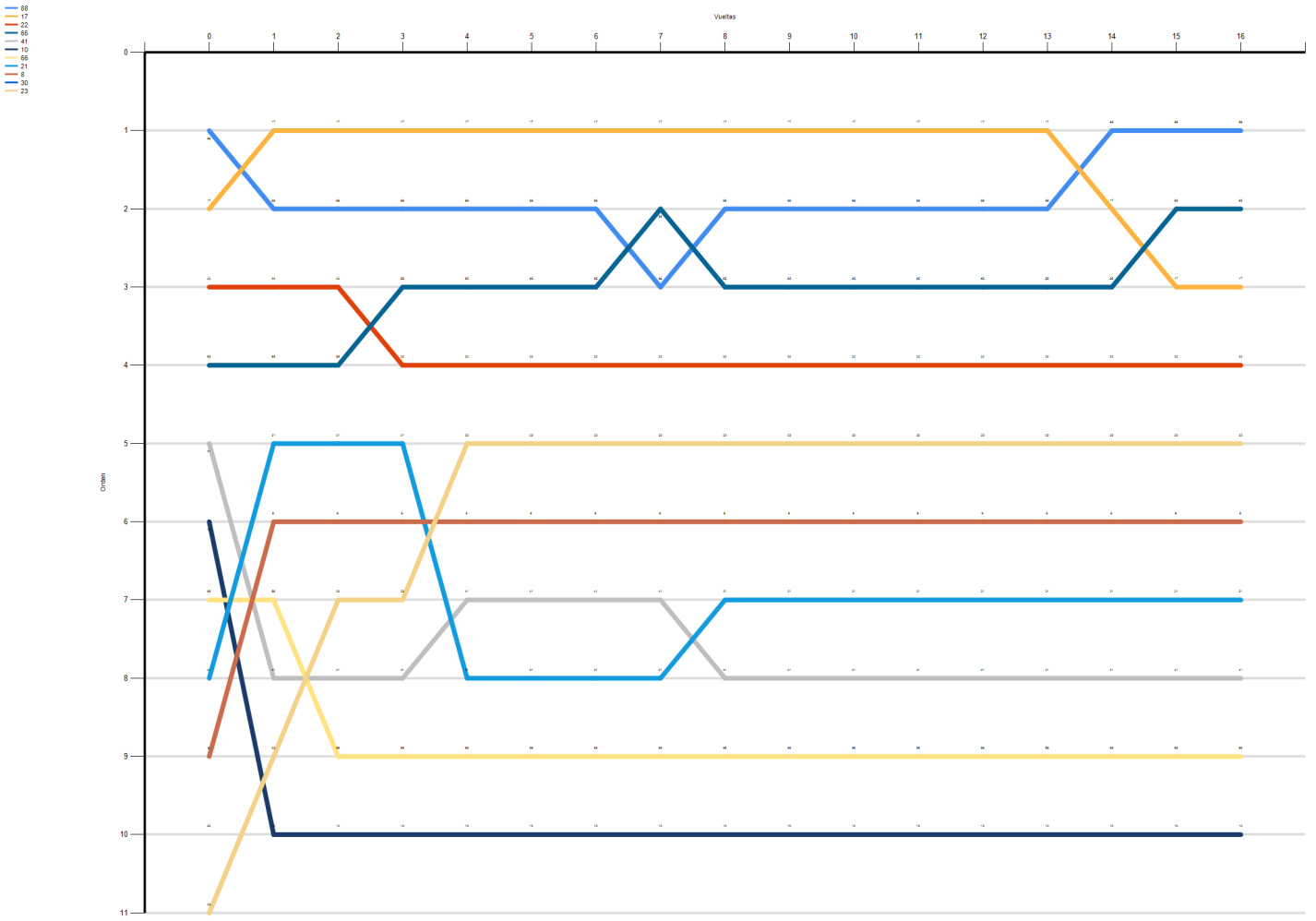
Nr	Pos	Grid	1	2	3	4	5	6	7	8	9	10	11	12	13	14	15	16
88	1	88	17	17	17	17	17	17	17	17	17	17	17	17	17	88	88	88
17	2	17	88	88	88	88	88	88	65	88	88	88	88	88	88	17	65	65
22	3	22	22	22	65	65	65	65	88	65	65	65	65	65	65	65	17	17
65	4	65	65	65	22	22	22	22	22	22	22	22	22	22	22	22	22	22
41	5	41	21	21	21	23	23	23	23	23	23	23	23	23	23	23	23	23
10	6	10	8	8	8	8	8	8	8	8	8	8	8	8	8	8	8	8
66	7	66	66	23	23	41	41	41	41	21	21	21	21	21	21	21	21	21
21	8	21	41	41	41	21	21	21	21	41	41	41	41	41	41	41	41	41
8	9	8	23	66	66	66	66	66	66	66	66	66	66	66	66	66	66	66
30	10	30	10	10	10	10	10	10	10	10	10	10	10	10	10	10	10	10
23	11	23																

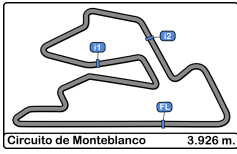




Montebianco
COPA NACIONAL
Carrera 2
Cuentavueltas Gráfico

COPA NACIONAL
 V-LINE ORG.





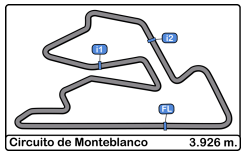
Monteblando
COPA NACIONAL
Carrera 2

COPA NACIONAL
 V-LINE ORG.

Tiempos Parada en Pit

Ord.	Nr.	In Day Time	Equipo/Concur sante	Nat	Piloto 1	Nat	Piloto 2	Nat	Vehiculo	Cat	T. Entrada	Nº Parada	Tiempo Pit	Handicap	Dif.
1	10	18:57:15.428	ESCUADERIA LA CARRERA		Maximo Varela Ortiz				Renault CLIO		14:18.190	1	37.441		

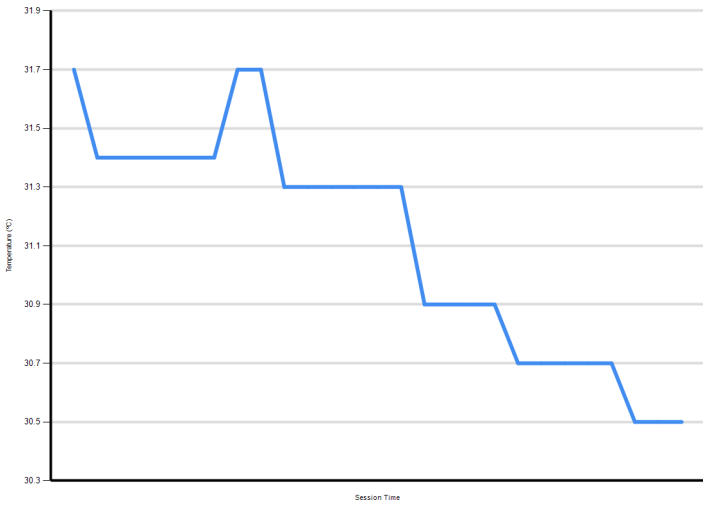




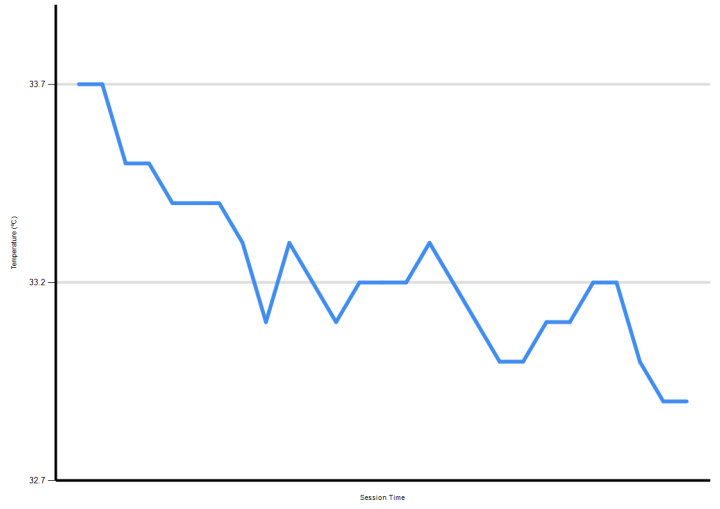
Monteblando
COPA NACIONAL
Carrera 2
Informe Meteorológico



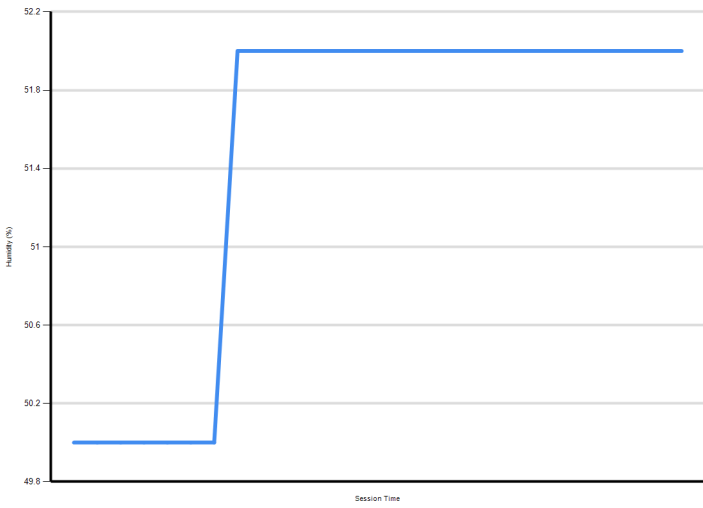
Temperatura Aire




Temperatura Pista



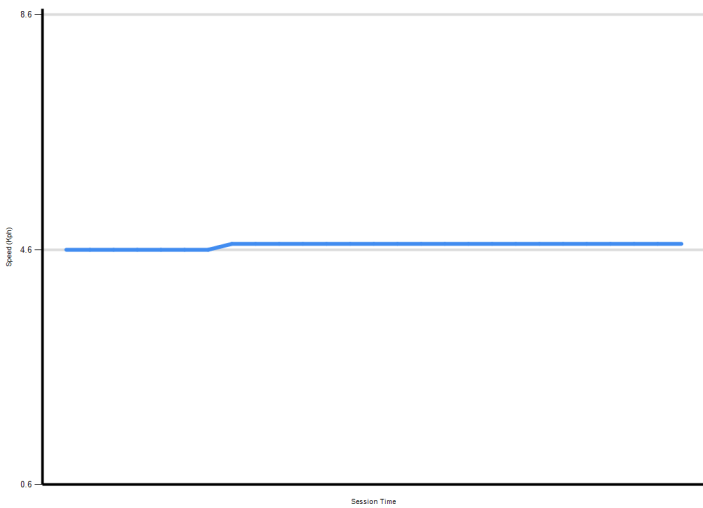
Humedad



Presión



Velocidad Viento



Dirección Viento

