Refuelling Area Regulations

Rallies V3.3

+353 - 1 -6775628

www.motorsportireland.com

Refuel Regulations

Refuel Area Definition (RA)

(1) Regulations for the Refuel Area (Organiser)

1.1. Refuel Area (RA) is mandatory on all stage rally events.

1.2. A fire break measuring 8 to 10 meters wide must be established to create a barrier between the dispensing area and any service spaces or groups of people.

1.3. RA location and layout must be detailed in the event safety plan.

1.4. Competitors must refuel only in the designated RA or at commercial filling stations as listed in the Supplementary Regulations. The organiser must appoint a judge of fact for compliance to refuel regulations in all these areas.

1.5. The use of RA must be set out in event regulations.

1.6. The RA must include a planned bay layout, traffic flow details, and fuel set-down area (Fig. 2).

1.7. The RA must have sufficient refuelling bays for competitors' self-refuelling. Each bay must be 5m x 5m, with a ~~6~~2.5m fire break between them. The refuel rig requires a 20m x 30m area for setup and can include up to six bays. Adequate queuing space must be provided to avoid congestion.

1.8. The RA should be located on the rally route.

1.9. The RA entrance must be marked by a blue pump symbol (Fig. 3) and the exit by an end-of-zone symbol (Fig. 4) (not applicable to commercial stations).

1.10. Organisers must ensure Fire safety measures are booked for the event. (not applicable at commercial filling stations).

1.11. Refuel bays must be free of combustible materials and ignition sources.

1.12. Each bay must have an impermeable ground sheet and absorbent mats.

(1) Regulations for the Refuel Area Organiser - (Continued)

Refuel Area Definition (RA)

1.13. The fuel set-down area (Fig. 2) must be separate from the refuel bays. The area used for storage of fuel must not be in direct sunlight.

1.14. Appropriate signage must be put in place to indicate flammable substances and the prohibition of sources of ignition (Fig. 5).

1.15. No Smoking in the RA.

1.16. Each refuel bay must have a minimum of two 9kg ABC powder fire extinguishers, with spare extinguishers available. Available fire hydrants should be located and marked before the event.

1.17. Clearly marked wheelie bins for soiled absorbent mats are to be available.

1.18. All fuel spills must be reported to the RA manager for proper management.

1.19. An emergency pedestrian exit must be provided and clearly marked. (Fig 6).

1.20 Adequate parking for service and refuel crew vehicles must be provided if the refuel area is not adjacent to the service area. This is to ensure that we do not block or congest an open road.

1.21. The RA manager and team must wear the correct PPE clothing, including long trousers, long-sleeved tops, closed shoes, gloves, and a balaclava while refuelling.

1.22. Signage as per (Fig. 8) to be placed at each refuel bay.

1.23. Signage as per (Fig. 9) to be placed at the RA entrance.

1.25. A minimum of 5 minutes must be added to road section time to account for refuelling. The Clerk of the Course (COC) will need to schedule the RA based on layout.

EXAMPLE
Service out to AC SS4
Normal calculation Distance x 1.20 + 3
13.2km x 1.20 + 3 = 18.84km rounded up = 19 minutes
Where a Refuel area is included on-road section, the additional time allowed is 5 minutes: 19 + 5 = 24 minutes
The total road section time from service out to AC SS4, including refuelling, is 24 minutes.

(1) Regulations for the Refuel Area Organiser - (Continued)

Signage

FIG.1

FIG.2

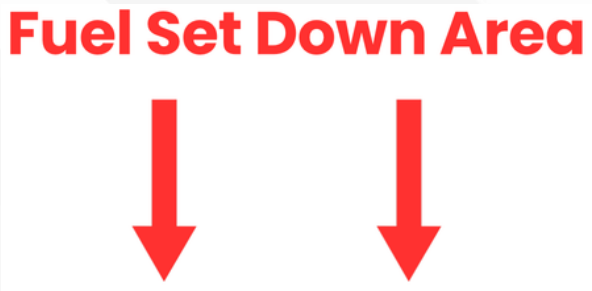

FIG.3

FIG.4



FIG.5

FIG.6

(2) General Regulations for the RA

RA = Refuel Area

2.1 Only actions related to refuelling are permitted inside an RA. This will be defined by (Fig 3 & Fig. 7).

2.2 Organisers appointed RA manager and marshals will be judges of facts to ensure compliance around RA and deny entry to those in noncompliance. Any breaches will be reported to the COC or Stewards where applicable.

2.3 The RA manager and team must wear the correct PPE clothing, including long trousers, long-sleeved tops, closed shoes, gloves, and a balaclava if refuelling and in bays.

2.4 Competitors are responsible for ensuring their crew follow the regulations.

2.5 A 10 kph speed limit applies within the RA.

2.6 Smoking and any other sources of ignition are prohibited as per (Fig. 5).

2.7 Engines must be switched off during refuelling as per (Fig. 5).

2.8 Marshals to restrict access to authorised personnel only.

2.9 To access the RA, all personnel involved in refuelling operations must be wearing correct PPE as per 2.3.

2.10 The fuel supplier and event organiser are responsible for running the RA and must protect the ground as per 1.12. The Supplementary Regulations must state when this responsibility is assigned to the competitor.

2.11 Marshals must manage the flow of cars in and out of the RA.

2.12 Competitors are allowed controlled access for two team members per crew to assist with self-refuelling.

2.13 All competition fuel is to be stored in the fuel set-down area when not being dispensed.

2.14 No time controls in or out of RAs.

2.15 Cars may be pushed out of the RA without penalty, provided all involved are wearing proper PPE as per 4.7.

2.16 Signage as per (Fig. 8) to be placed at each refuel bay.

2.17 Signage as per (Fig. 9) to be placed at the RA entrance.

(Class B Fire Fighting Equipment will be provided for ~~at~~ each RA.

(2) General Regulations for the RA Signage

FIG.3

FIG.5

FIG.7

FIG.8

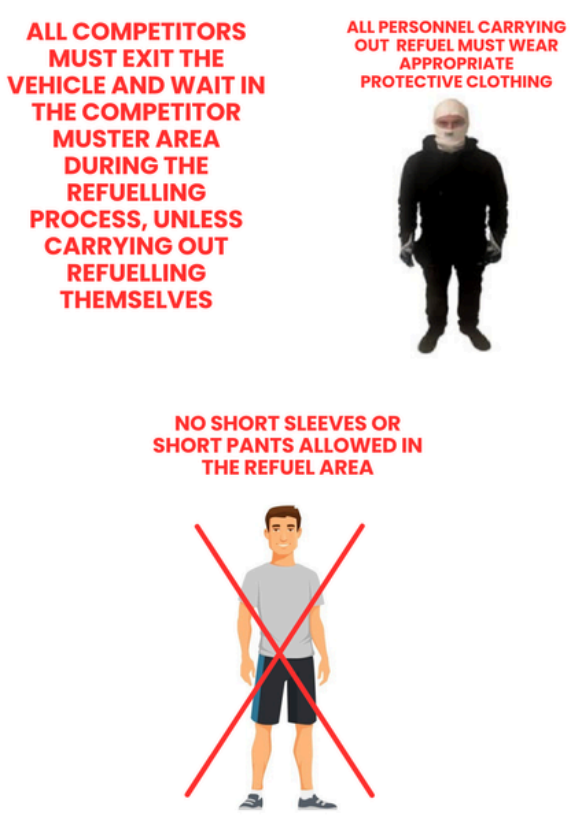

FIG.9



Recommended Size FIG.8 & FIG.9 - 1200 H x 600 W

(3) Regulations for Competitors using Commercial Filling Stations

3.1 Competitors must submit an application via an RF1 form at paper scrutiny when opting to use a commercial filling station. The RF1 form should be posted on the official notice board for competitors in advance of sign-on.

3.2 Commercially available pump fuel dispensed from pumps at commercial filling stations marked in the road book may be used. This fuel must be dispensed directly into the competing car's tank.

3.3 Crews must use pumps without external assistance.

3.4 Cars equipped only with FIA-specified refuel couplings and using fuel from commercial filling stations should carry the adaptor in the car and must show it at pre-rally scrutineering.

3.5 Mixing Fuel Additives with Pumped Fuel in a commercial filling station is prohibited.

3.6 The organisers will appoint a judge of fact to monitor compliance with refuel regulations in this area.

Form RF1

FORM RF1

Motorsport Ireland

Drivers Name _____

Car Number [ ]

Fuel Type

I will be using a Commercial Fuel Station [ ]

Please provide name and location of commercial filling station.

_____

_____

_____

Driver / Entrants Signature _____

(4)Regulations for Competitors (Self Refuelling)

Refuel Area Definition (RA)

4.1 Competitors are responsible for ensuring their crew follow the regulations.

4.2 The RA manager and marshals will be judges of fact for compliance around RA and will deny entry to those in noncompliance. Any breaches will be reported to the COC or Stewards where applicable.

4.3 Only individuals 18 years or older may dispense fuel.

4.4 Smoking and any other sources of ignition are prohibited in the RA.

4.5 Refuelling must take place in the open air and in designated refuel bays.

4.6 Competitors are allowed controlled access for two team members per crew to assist with self-refuelling and they must be wearing the correct PPE as per 4.7.

4.7 All personnel involved in refuelling operations must wear PPE clothing, including long trousers, long-sleeved tops, closed shoes, gloves, and a balaclava while refuelling.

4.8 Only pumps suitable for dispensing petrol-based products should be used in the RA to prevent spark or ignition.

4.9 Failure to comply will result in penalties.

4.10 The competitor is responsible for removing combustible materials (used absorbent mats etc.) or ignition sources before entering the refuelling bay.

4.11 Competitors are solely responsible for using the correct fuel.

4.12 Pumping aids and all competition fuel drums must be in the RA 20 minutes before the first car leaves the control before the RA and remain there for the duration of the car's time in the event.

4.13 Fuel is to be stored in clearly labeled steel drums or certified fuel supplier plastic drums (Fig. 10) and only in the designated fuel set down area (Fig. 2) in RA when not in use.

4.14 No other type of plastic drums will be allowed access to the RA (Fig. 11).

4.15 Your competition number for the event must be labelled on all your fuel drums, and it is the competitors responsibility to ensure that labels are maintained in a legible condition.

4.16 Engines must be switched off throughout the refuelling operation (Fig. 5).

(4)Regulations for Competitors (Self Refuelling)

Refuel Area Definition (RA)

4.17 The crew must remain outside the car while its refuelling.

4.18 Where fuel spills happen, absorbent mats provided must used and spillages reported to the RA manager.

4.19 Refuelling must only take place in the designated area / bays.

4.20 To eliminate spillages, pumps must be drained and packaged before removal from the RA.

4.21 Pumps can only be removed from the area after the car has finished or withdrawn from the event. The remaining fuel is not allowed into the service area when the service area is active.

4.22 Cars may be pushed out of the RA bays without penalty, provided all involved are wearing proper PPE as per 4.7.

4.23 To avoid fuel spills the use of funnels and pouring is strictly prohibited (Fig. 11).

4.24 No time controls in or out of RAs.

4.25 The only exceptions to these requirements are as follows:

- When necessary, as part of service (i.e., changing of the fuel tank, changing of the fuel pump, changing of the fuel filter, changing of any other item of the fuel circuit), emptying and/or refilling is permitted in a service park provided that the following criteria must be followed:
    - The work is conducted with the knowledge of the organiser.
    - A fire extinguisher with an operator on standby will be provided by the competitor.
    - No other work is conducted on the car while the fuel circuit is open and/or during the emptying and/or refilling operation.
    - A suitable safety perimeter is established around the car.
    - Only sufficient fuel is added to reach the next refuelling area.

4.26 Where any skin irritation from a fuel spill or splash has occurred seek medical advice from event medical services.

4.27 All empty containers must be removed from the RA after the event.

(4) Regulations for Competitors (Self Refuelling) Signage

FIG.2

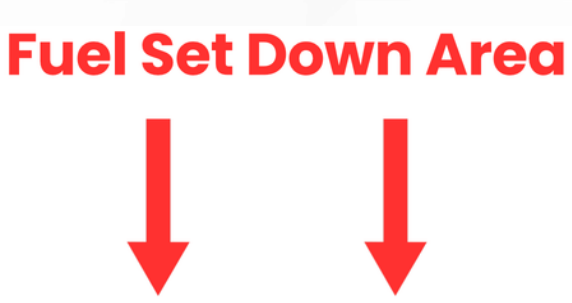

FIG.5

FIG.10

Equipment allowed for dispensing of fuel in RA

FIG.11

Equipment **NOT** allowed for dispensing of fuel in RA

(5) Use of fuel for ancillary items such as generators or compressors within the service area by Competitors/service teams/event suppliers.

5.1 Competitors are responsible for ensuring their crew follow the regulations.

5.2 Failure to comply will result in penalties.

5.3 To avoid fuel spills the use of funnels or pouring is strictly prohibited (Fig. 11).

5.4 Equipment engines must be switched off throughout refuelling.

5.5 Where a competitor or their service crew carries a generator, compressor, etc., they may bring an additional 20-litre per day fuel container into the service area solely for refuelling this equipment.

5.6 Where this applies to a competitor or service team, this is per service vehicle per day, not per entry where several entries are serviced by the same service crew.

5.7 Fuel must be dispensed using a pump or pumped into a measurement jug with a flexible nozzle (Fig. 12).

5.8 Fuel must be transported in a steel fuel drum or certified plastic fuel drum.

5.9 Equipment refuelling must be done per manufacturer instructions, and a fire extinguisher must be present.

5.10 All other sources of ignition must remain off while refuelling.

5.11 No other fuel containers are allowed in the service area. It will not be a defense to say that other containers are half full, empty, or used to tie down awnings, etc.

FIG.11

FIG.12

Regulations
& Penalties

These regulations have been built with the intention of encouraging everyone to adhere to them voluntarily, rather than imposing penalties. We kindly ask for everyone's cooperation to help protect the future of the sport.

Refuel Document Number	Exclusion	Each Offence Written Warning & 2 Minute Penalty
2.1	Yes	-
2.5	-	Yes
2.6	Yes	-
2.7	Yes	-
3.1	-	Yes
3.2	-	Yes
3.3	Yes	-
3.5	-	Yes
4.4	Yes	-
4.6	-	Yes
4.8	Yes	-
4.15	-	Yes
4.16	-	Yes
4.17	Yes	-
4.18	-	Yes
4.19	-	Yes
4.20	Yes	-
4.21	-	Yes
4.23	Yes	-
4.25	Yes	-
5.4	-	Yes
5.3	-	Yes
5.7	-	Yes

The below are specific rules that apply to each line item	
4.1	When a breach of Section 4.1 is reported and a penalty is not already specified, a 5-minute penalty will be applied for each offense.
4.2	Judges of fact in the RA will report all competitors or their crews to the Clerk of the Course for breaches of Noncompliance 4.2. A penalty of exclusion will be imposed.
4.11	When a breach of Section 4.11 is reported, a written warning and a 5-minute penalty will be applied. For any future reported breaches, exclusion from the event will occur.
4.13	When a breach of Section 4.13 is reported, a 5-minute penalty will be applied.
4.14	In cases where a breach of Section 4.14 is reported, a penalty of 5 minutes will be applied for each offense.
4.21	In cases where a breach of Section 4.21 is reported a fine may be imposed as per the GCRs.
4.27	The club enforces a daily fine of €10 for any fuel drums that are left empty or partially empty in the refuelling area.
5.1	In cases where a breach of Section 5.1 is reported and a penalty is not already specified, a penalty of 5 minutes will be applied for each offense.
5.3	If servicing for multiple cars, penalties will apply to all.
5.5	In the event of a breach of Section 5.5, a penalty of 5 minutes will be applied, and a fine may apply.
5.9	If servicing for multiple cars, penalties will apply to all.
5.11	In the event of a breach of Section 5.11, a penalty of 5 minutes will be applied, and a fine may be imposed in accordance with the GCRs. If servicing multiple cars, penalties will apply to all vehicles involved.

For any other questions, please email
info@motorsportireland.com
Your inquiry will be forwarded to the refuel panel.

FAQ's

RA = Refuel Area RFD = Refuel Document

1 Where can I store my fuel the night before the event or during a multi-day event?

The responsibility for the storage of fuel the night prior to or during a multi-day rally lies with the competitor and their crew. This storage must occur outside of the designated service area for the event.

2 What time does the Reful Area open for use?

Two hours before the first control, (E.G. Parc Ferme)

3 What time does my fuel need to arrive at the Refuel Area?

Pumping aids and all competition fuel drums must be in the RA 20 minutes before the first car leaves the control before the RA and remain there for the duration of the car's time in the event.

4 If I retire from the event, when can I collect my unused fuel?

Only when the car has finished or withdrawn from the event can the fuel and pumps be taken out of the area. This fuel is not allowed into the service area when active.

5 Do I need to report a spill, and if so, to whom should I report it?

All fuel spills must be reported to the RA manager for proper management.

6 Do I need to identify my own fuel?

Competitors are solely responsible for the accurate labeling of their own drums.

7 How many people are available to help refuel my car?

For the purpose of self-refuelling, competitors are allowed restricted access for two team members per crew once dressed in the correct PPE gear as per 2.3 in RFD.

8 Is there a possibility that the current commercial fuel supplier can provide different brands, or could another commercial supplier be granted access?

Under the existing agreement with the commercial vendor, this cannot be done at the moment, but it is being investigated.

FAQ's

RA = Refuel Area RFD = Refuel Document

9 Is there a measure in place to prevent tampering with my fuel drums while they are in the fuel set down area at the event?

The organiser accepts no responsibility for fuel drums or their management. Any issues should be reported to the refuel area manager.

10 It is acceptable to have the refuelling area located near buildings such as schools, hospitals, and residential estates.

There should be a minimum fire break distance of 8 to 10 meters from buildings, as stated in section 1.2 of the refuel document.

11 If I run low on fuel, can I bring in fuel during the day?

It is the competitors responsibility to ensure that sufficient fuel is brought into the RA to complete the event.

12 Will there be any place to store fuel that is protected from the sun and rain?

The fuel set-down area (Fig. 2 RFD) must be separate from the refuel bays. The area used for storage of fuel must not be in direct sunlight.

13 Do I need to report a spill, and if so, to whom should I report it?

All fuel spills must be reported to the RA manager for proper management.

14 What will happen if I forget to collect my fuel?

The organisers enforce a daily penalty of €10 for any fuel drums that are left empty or partially empty in the refuelling area.

15 What occurs in the event of a major spill in the refuelling area?

The refuel area manager will cordon off the area and will have a spill kit available for managing any incidents.

16 How can my crew access the refuel area?

Once they have the correct PPE, they will be allowed to enter the muster area within the refuel area.

17 When must my crew be wearing the correct PPE?

When carrying out refuel.

FAQ's

RA = Refuel Area RFD = Refuel Document

18 When does the fuel need to be removed from the refuelling area?

One hour after the car enters the parc fermé after the event.

19 How will the fuel drums be transported to the vehicles in the refuelling area?

By the occupants of the vehicle or their permitted service crew.

20 What occurs if multiple drums are knocked over in the Refuel Area?

All fuel spills must be reported to the RA manager for proper management.

21 What is the procedure for the emergency plan in the event of a fire in the Refuel Area?

Exit the area via the predetermined emergency exit. The refuel area manager will activate the emergency plan.

22 Who is in charge of running the Refuel Area?

The fuel supplier and event organiser are responsible for running the RA and must protect the ground as per 1.12. The Supplementary Regulations must mention when this responsibility is assigned to the competitor.

23 Am I allowed to pump my own fuel?

Yes you are allowed to pump your own fuel.
It is manadotory that you wear the correct PPE as outlined in section 2.3 (RFD) to ensure your safety and well-being.

24 Is there rules for the Refuel Area?

Yes, see page 12 of this document.

(This is a working document and subject to change to improve operations.)

For any other questions, please email
info@motorsportireland.com
Your inquiry will be forwarded to the refuel panel.

HAVE A SAFE AND ENJOYABLE WEEKEND
Aoife Raftery
Aoife Raftery
Motorsport Ireland
Road Safety Ambassador
William Creighton
William Creighton
Motorsport Ireland
Road Safety Ambassador

Keep The Race In Its Place

#safetywins

- Go safely there - leave plenty of time to arrive alive
- Only watch from a safety zone
- Stay belted-in
- Between stages and afterwards follow the drivers' lead by driving within the speed limit
- Never ever drink and drive

Designed by Damien Switzer

Designed by GS v3.2

safety wins | An Garda Síochána Ireland's National Police & Security Service | FIA ACTION FOR ROAD SAFETY | VISION ZERO | RSA | Motorsport Ireland