ITALIAN F4 CHAMPIONSHIP - ROUND 7 AUTODROMO INTERNAZIONALE DEL MUGELLO DRIVERS' BRIEFING

30th October - 1st November 2026

This presentation is to support certain articles in the competition notes and should be viewed with the written competition notes for this event only

01. MATTERS RELATED THE PREVIOUS COMPETITIONS

- Misano R6
  - leaving the track and gaining advantage
  - overtake under YF
- Mugello R4
  - practice start zone during reconnaissance laps
  - pit entry behaviour

MISANO_LEAVING THE TRACK AND GAINING ADVANTAGE



MISANO_LEAVING THE TRACK AND GAINING ADVANTAGE



MISANO_OVERTAKE UNDER YF



MISANO_OVERTAKE UNDER YF



MUGELLO_PRACTICE STARTS ZONE DURING RECONNAISSANCE LAPS





MUGELLO_PIT ENTRY BEHAVIOUR



02. CIRCUIT INFO

Circuit Map & Data
Pit Lane & Lines
Parc Fermè Area
Scrutineering & Weighing area
Pit Entry - SC Line 1 - Start Speed limit
Pit Exit - Pit Exit Lights - End Speed limit
Pit Exit - Pit Exit Line - SC Line 2
Starting lights - Start/Finish Line - RD Signalling platform
Opening for cars & drivers/ Extinguishers around the track

CIRCUIT MAP & DATA

Start Line	**Start Line**
Finish Line	**Finish Line**
Direction	**clockwise**
Pole Position	**RHS**
Start Line Offset	**0 m**
S	**0,335.0 m**
Int 1 @	**1,272.3 m**
Int 2 @	**2,322.0 m**
Int 3 @	**3,856.6 m**
Circuit Centerline	**5,245.0 m**
Pit in to Pit out	**0,390.0 m**

T = Turn Number
S = Sector

Safety Car initial position	**T7**
Safety Car during the race	**Pit Exit**
Safety Car lights off	**T12**

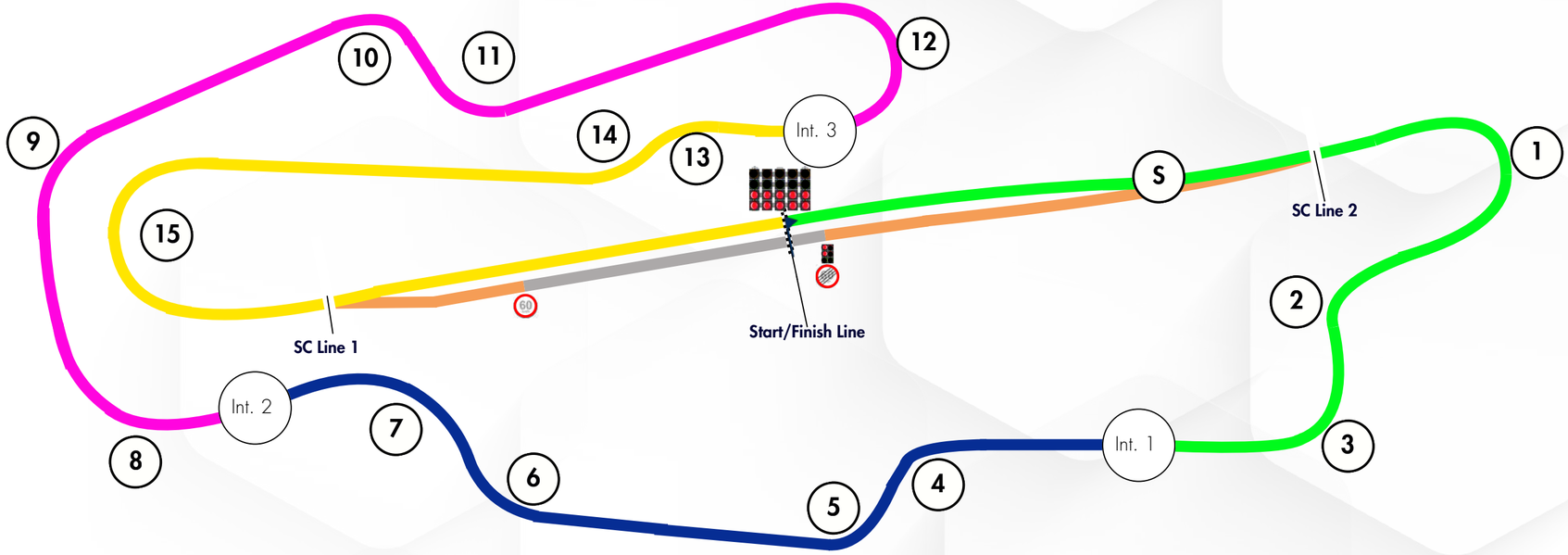

PIT LANE & LINES

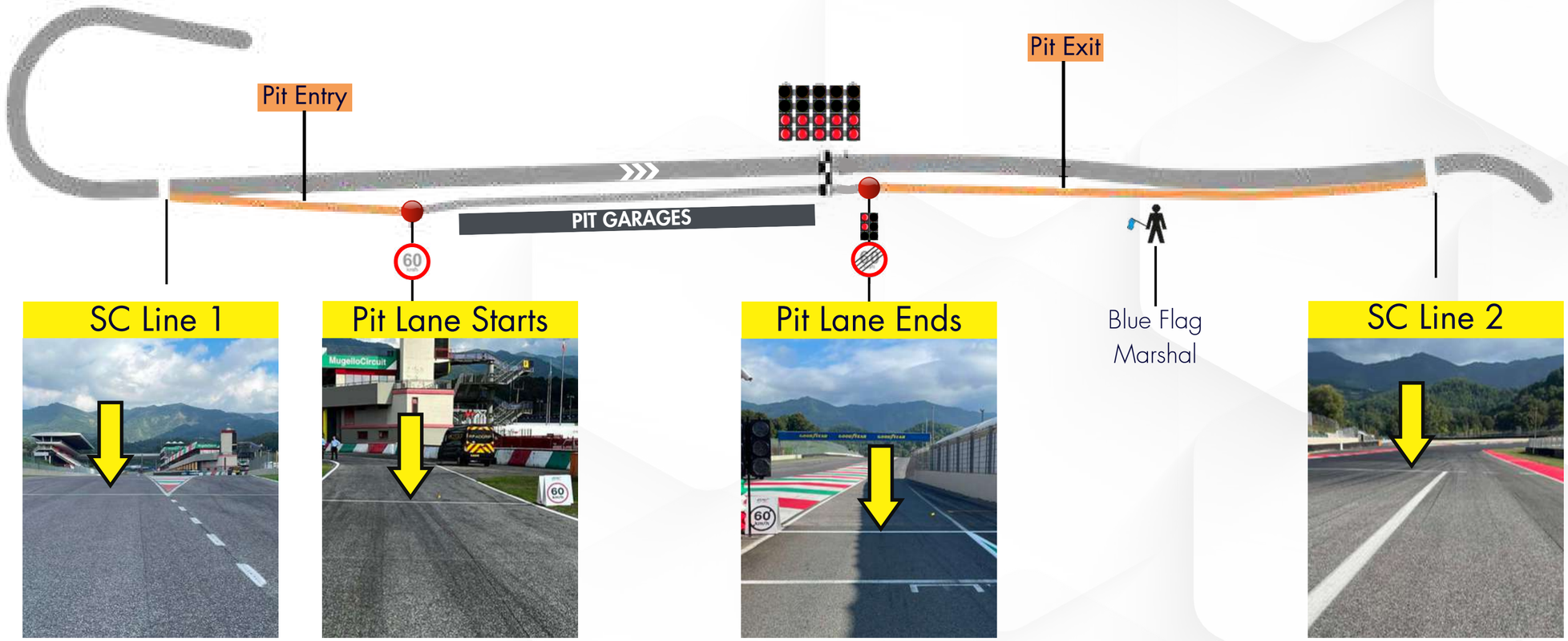

PIT ENTRY - SC LINE 1 - START SPEED LIMIT

Pit Entry



SC Line 1



Start Speed Limit



PIT ENTRY BEHAVIOUR

Drivers entering the pit lane by the normal pit entry road must respect the solid white line on Drivers' RHS at all times.

Drivers entering the pit lane by the shortcut route in T7 must respect the solid white line on Drivers' LHS

Drivers enetering the pit lane by the normal pit entry road have priority on the drivers entering the pit lane by the shortcut

Pit Entry



PIT EXIT LIGHTS - END SPEED LIMIT

Pit Exit



Pit Exit Lights - End Speed Limit



PIT EXIT LINE - SC LINE 2

Pit Exit Line



SC Line 2



STARTING LIGHTS - START/FINISH LINE - RD SIGNALLING PLATFORM

Finish Line - RD Signalling Platform



Start line - Starting Lights



OPENING FOR CARS & DRIVERS - EXTINGUISHERS AROUND THE TRACK

Extinguishers Around the Track



Opening for Cars & Drivers



03. SPORTING ASPECTS

Track Limits
Practice Starts
Shortcut T7

TRACK LIMIT

Monitored turns

- All turns monitored by judges of facts.
- Included chevron at pit entry and pit exit

Turns monitored also by dedicated cameras

- exit T5
- T14
- exit T15

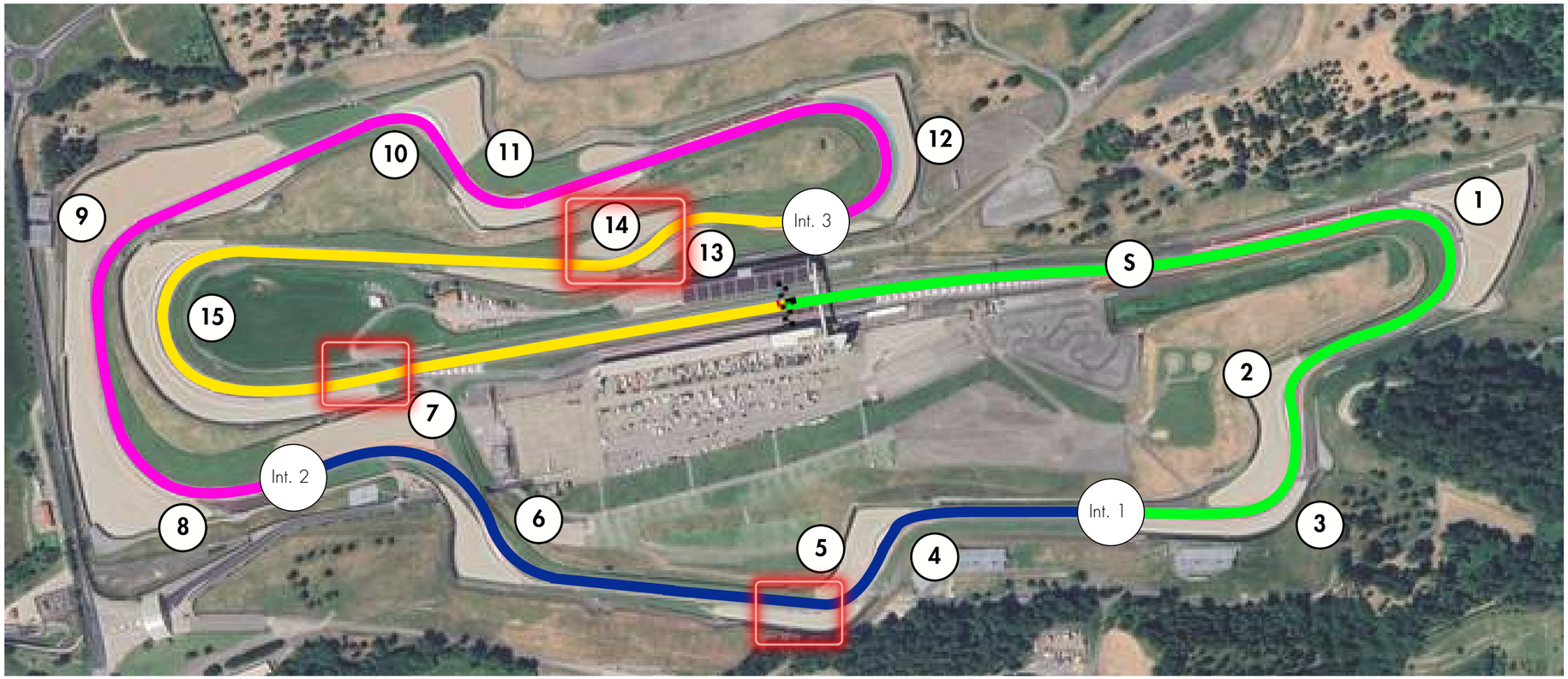

TRACK LIMIT

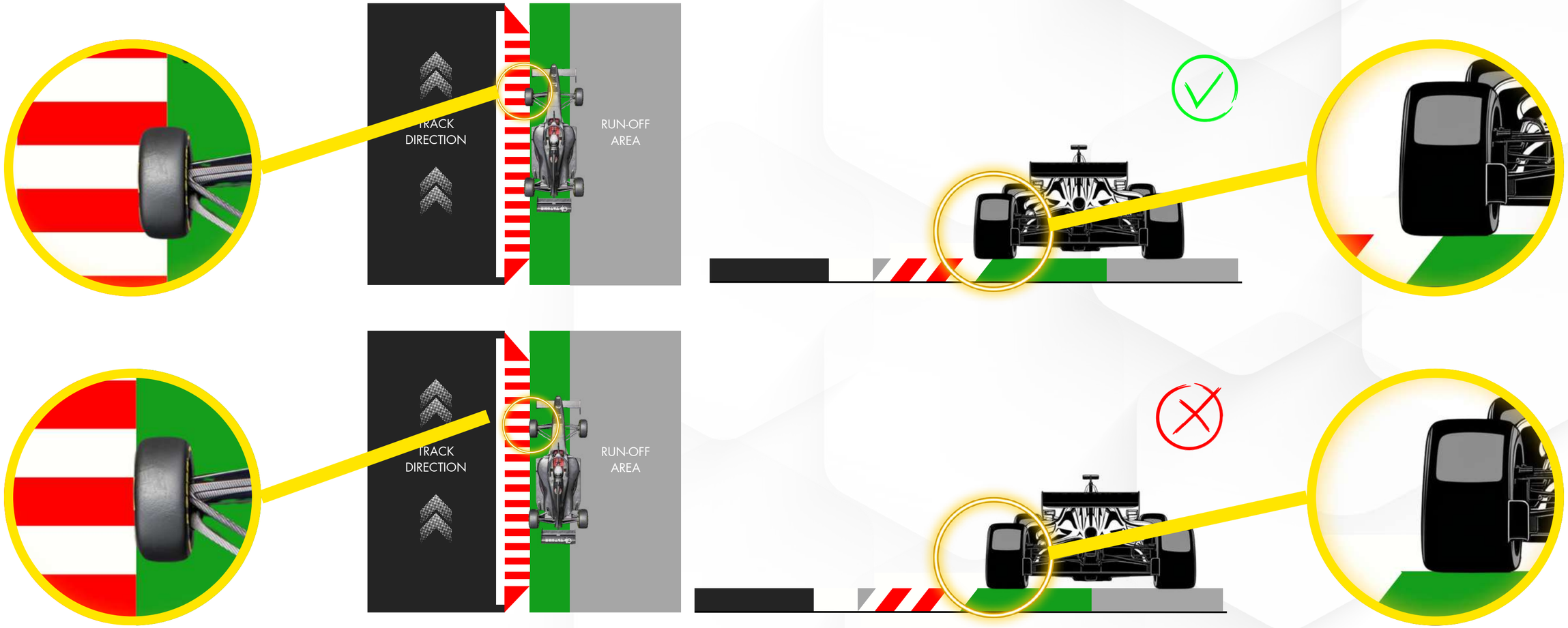

TRACK LIMIT

Penalties scheme:

- Free Practices
  - warning on the monitors/whatsapp group and time lap(s) disallowed
  - upon reaching the 10th infringement, a 3' (three minutes) suspension from the session will be applied the 3' period will start at the pit-in loop and end at the pit-out loop. Failure to respect the time suspension penalty may be reported to the Stewards
- Qualifying
  - warning on the monitors/whatsapp group and time lap(s) disallowed
- Races
  - 1st , 2nd , 3rd infringement: warning on the monitors/whatsapp group
  - 4th infringement: warning flag
  - 5th infringement: final warning on the monitors/whatsapp group
  - from 6th to 10th infringement: +5" (+ 5 seconds) time penalty by the Stewards per each infringement
  - from 11th infringement and subsequences: penalties by the Stewards

TRACK LIMIT

Pay Attention!

- infringement will be reported on timekeeping monitors and whatsapp group
- each track limit will be counted even in case they are done in the same lap
- in case of track limit at the last turn the current lap and the following one will be deleted
- during the races, track limits will be counted even if - for force majeure causes (as SC procedure, Incident management and so on) - the warning are not shown on the monitors
- as per art 15.3 of the 2026 IF4C Sporting Regulation time penalties imposed by the Stewards can be served during the races; this will apply also for time penalties imposed for TL infringements

TRACK LIMITS – CHEVRON-MARKED AREA

Chevron at Pit Entry



Chevron at Pit Exit



Teams and Drivers are informed that any car crossing the first white line with all four wheels and entering the chevron-marked area will be considered to have left the track.

Any such occurrence may be reported to the Stewards as follows:

- Car proceeding alone: Track Limits infringement.
- Car overtaking another car: Alleged leaving the track and gaining a position and/or a lasting advantage.
- Car defending its position: Alleged forcing another driver off the track and/or gaining a lasting advantage.

T15 BEHAVIOUR

For the avoidance of doubt, approaching T15 exit, the red painted area define the edge of the track.

Cars must have at least one tyre in contact with the edge of the red painted area before the kerb



PRACTICE STARTS ZONE - FP

- Practice starts may only be carried out on the pit exit road on drivers' right hand-side taking as reference the painted grid box as reported in the images. For the avoidance of doubt, this includes any time the Pit Exit is open for the free practices.
- Drivers that want to perform practice start can queuing behind the practice zone starts
- Drivers who enter the track from the pit lane have priority over drivers who are making the practice start
- If any free practice is resumed with less than 3 minutes remaining, practice starts will not be permitted
- Practice starts are not allowed within two minutes after the start and restart of the free practice session





PRACTICE STARTS ZONE - RACES

- Practice starts may only be carried out on the pit exit road on drivers' right hand-side taking as reference the SC Line 2. For the avoidance of doubt, this includes any time the Pit Exit is open for the reconnaissance laps of all races.
- Drivers that want to perform practice start can queuing behind the practice zone starts
- Drivers who enter the track from the pit lane have priority over drivers who are making the practice start
- Drivers that want to perform practice starts must respect the pit exit road and the pit exit line
- Drivers that don't want to perform a practice starts **must cross** the painted solid white line at the pit exit. Rejoining the pit exit road after crossig the solid white line is not allowed. Any infringement could be reported to the Stewards

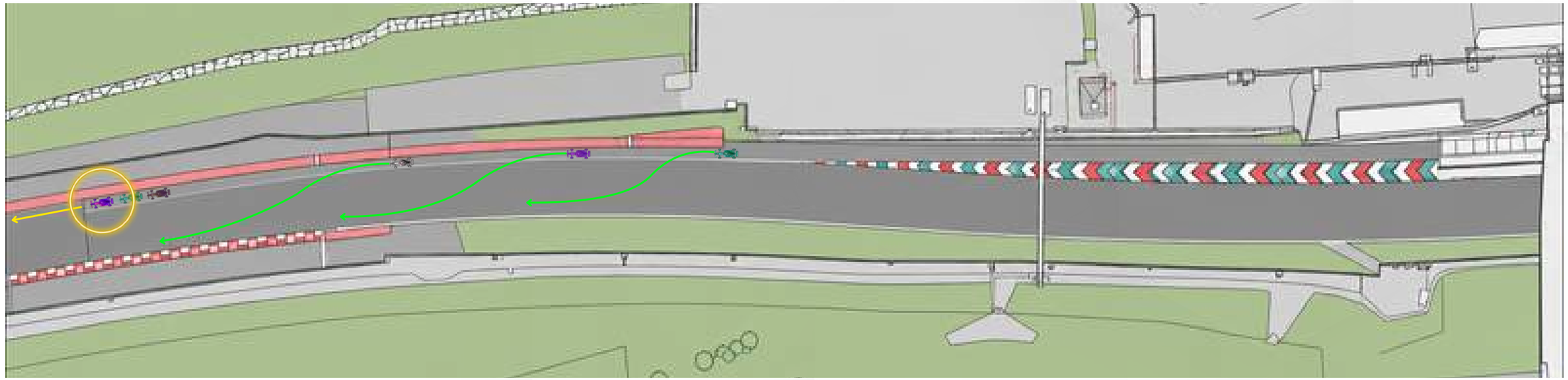

SHORTCUT T7 TO PIT IN

Shortcut to Pit In in T7

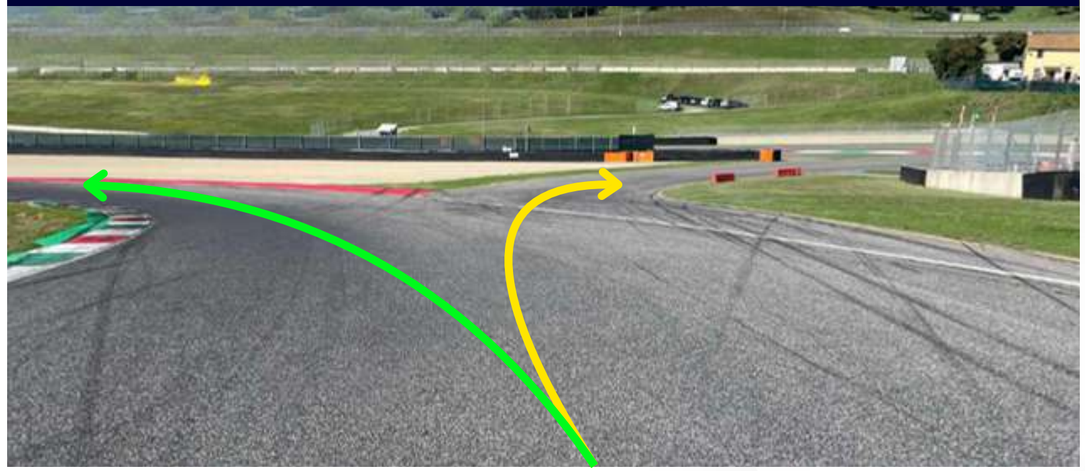

Shortcut to Pit In in T7

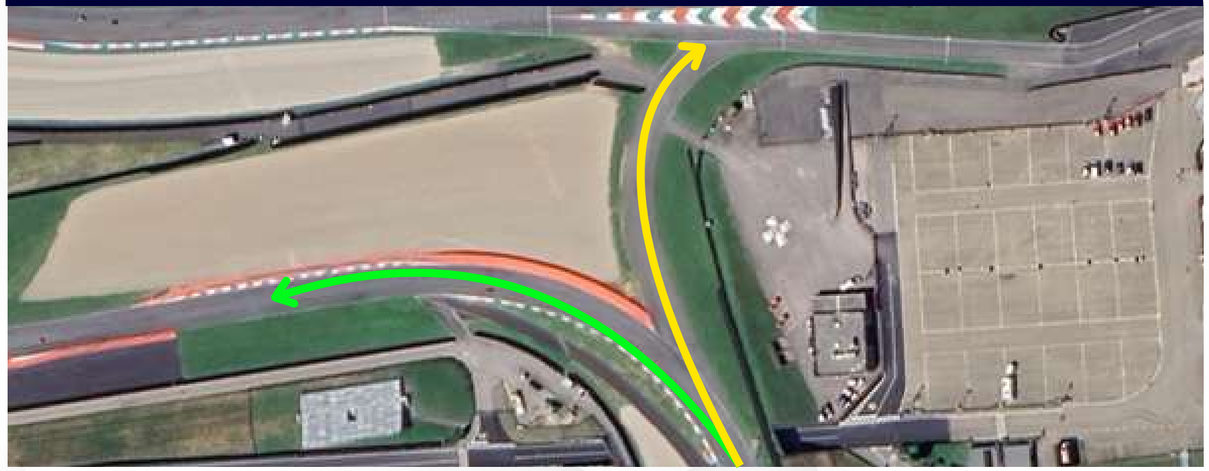

Drivers can use anticipated pit in route during free practice sessions.

It's forbidden to use the shortcut during Qualifying and Races (reconnaissance laps included).

Using the shortcut during Races may lead to the exclusion from the race in accordance with Art 4.3 cap I N.G. - RDSVC 2026, except in case of mechanical failure and/or for safety reasons: in this case the car must stop in front Technical Garage where Scrutineers will check the car. If no mechanical failure and/or safety reasons are noted the relevant driver will be reported to the Stewards.

If a Driver use the shortcut to pit in during the formation lap he will start from the pit lane. If a Driver use the shortcut to pit in during the race, even if a technical problem and/or tyre puncture is reported; a time penalty of 2 minutes will be added to the race time.

DON'T FORGET

Without Marshals we don't get to race!



AOB

- Questions?

Thank you for your attention
and enjoy the GRAN FINALE!