

Date: 12/10/2023

Time: 1600hrs

Subject: BULLETIN NO: 4

From: The Clerk of the Course
To: All competitors / crew members
 Number of pages: 3
 Attachments: 1

Approved: Motorsport Australia – ARC Stewards – 12/10/2023

Article 14 Running of the Rally

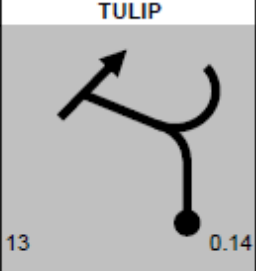
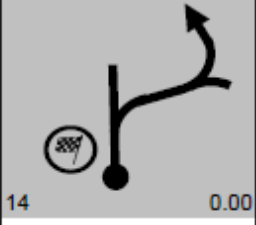
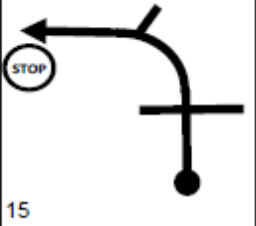
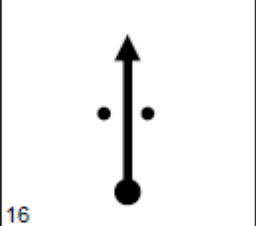
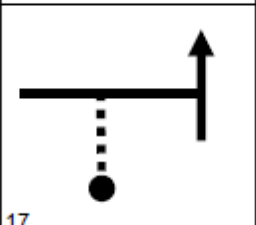
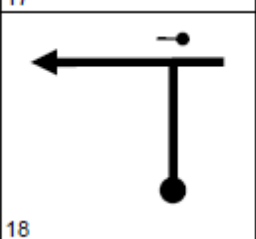
D) Allocated times for each stage of the South Australian Regularity Series are in the table below.

Power Play Adelaide Hills Rally 2023				
Regularity Stage Times				
Stage Number	Stage Name	Stage Length	Allocated Time	Average Speed
SS1	GT Plus 1	8.00	6min 52sec	70km/h
SS2	GT Plus 2	8.00	6min 52sec	70km/h
SS3	Callington Back 1	6.68	5min 44 sec	70km/h
SS4	The Glen 1	10.04	8min 37sec	70km/h
SS5	Callington Back 2	6.68	5min 44 sec	70km/h
SS6	The Glen 2	10.04	8min 37sec	70km/h
SS7	Bugle Rangers 1	7.04	6min 2sec	70km/h
SS8	Meadows 1	7.71	7min 43sec	60km/h
SS9	Old Bull Creek 1	9.12	7min 49sec	70km/h
SS10	Bugle Rangers 2	7.04	6min 2sec	70km/h
SS11	Meadows 2	7.71	7min 43 sec	60km/h
SS12	Old Bull Creek 2	9.12	7min 49sec	70km/h
SS13	SSS 1	1.67	1min 40sec	60km/h
SS14	SSS 2	1.67	1min 40sec	60km/h
SS15	Talbot 1	7.03	6min 2sec	70km/h
SS16	Kubenk 1	9.71	8min 20sec	70km/h
SS17	MMM 1	3.74	3min 45sec	60km/h
SS18	Pine Hut 1	9.05	7min 46sec	70km/h
SS19	The Gap 1	9.17	7min 52sec	70km/h
SS20	MMM 2	3.74	3min 45sec	60km/h
SS21	Pine Hut 2	9.05	7min 46sec	70km/h
SS22	The Gap 2	9.17	7min 52sec	70km/h
SS23	Talbot 2	7.03	6min 2sec	70km/h
SS24	Kubenk 2	9.71	8min 20sec	70km/h

Attachment 1

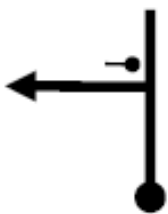
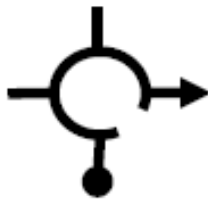
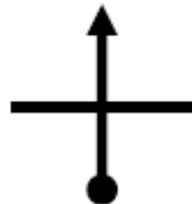
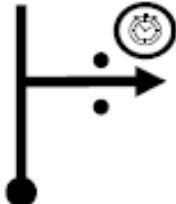
Change to the road book for the transport after the Power Stage back to the Service Park.

TC 25	Power Stage (North)	DISTANCE	Heat 2	Page
TC 25A	End of event Parc Ferme in	8.02 Km	Section 8	79
Special Stage	Power Stage (North)	AVERAGE	TIME ALLOWED	
SS25	Stage Distance 3.40 Km	48 Km/h	00:10	

CUM.	INT	TULIP	DESCRIPTION	REV
3.26	0.11		THL then 60m THR	4.76
3.40	0.14		Flying Finish then 40m TR then 40m TL	4.62
3.56	0.16		SO then KL then 20m Stop	4.46
3.74	0.18		SO through Gate Keep Left	4.28
4.22	0.48		TR then 80m TL	3.80
4.58	0.36		TL	3.44

Alby's Road Book Program

TC 25	Power Stage (North)	DISTANCE	Heat 2	Page
TC 25A	End of event Parc Ferme in	8.02 Km	Section 8	80
Special Stage	Power Stage (North)	AVERAGE	TIME ALLOWED	
SS25	Stage Distance 3.40 Km	48 Km/h	00:10	

CUM.	INT	TULIP	DESCRIPTION	REV
6.97	2.39	 19	THE BEND MOTORSPORT PARK TL	1.05
7.22	0.25	 20	TR at Roundabout	0.80
7.92	0.70	 21	SO	0.10
8.02	0.10	 22	TR then 30m TC25A in	0.00
				S35° 18.502 E139° 30.552



Michael Clements

Clerk of the Course