

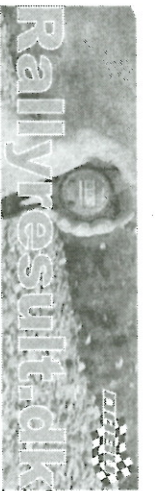
Endelig

Føreløbig resultatliste

Missed Stage

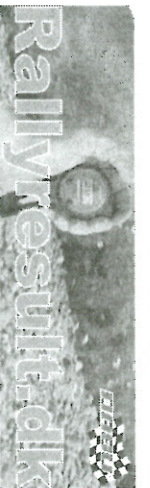
Allocated Time

POA	PIC	Class	No.	Entry	Total	SS1	SS2	SS3	SS4	SS5	SS6	SS7	SS8	SS9	SS10	SS11	SS12	Penalty
1	1	RC2	2	K. MADSEN M. FELTHAUS	1:12:01.4	02:32.9	06:59.1	03:31.1	02:30.8	07:48.6	17:50.5	03:28.1	17:54.2	08:29.5	03:26.3	08:13.0	03:25.0	00:40
2	1	RC4	3	J. LEUTENBERGER MADSEN L. NEDERGAARD	1:13:50.8	02:38.8	07:16.5	03:36.0	02:36.9	08:03.1	18:34.3	03:36.4	18:36.8	08:36.8	03:33.8	08:27.4	03:33.6	---
3	2	RC2	5	J. BISTED A. LARSEN	1:14:51.2	02:42.0	08:08.0	03:40.3	02:41.0	07:53.5	18:57.9	03:32.2	18:51.9	08:33.8	03:31.1	08:38.3	03:32.7	00:10
4	2	RC4	9	L. KARLSHØJ I. KVICK JØRGENSEN	1:15:52.5	02:47.8	07:53.5	03:38.9	02:44.4	08:06.6	19:15.8	03:36.9	19:04.5	08:48.3	03:35.2	08:44.5	03:36.2	---
5	1	DM7	7	K. BOISEN E. BOISEN	1:16:03.8	02:46.4	07:46.6	03:50.7	02:44.0	07:41.1	19:08.0	03:43.5	19:00.8	08:40.4	03:40.3	08:48.1	03:41.6	---
6	3	RC4	6	C. VENNING K. BIRK	1:16:28.4	02:50.3	07:46.0	03:44.0	02:43.6	07:51.5	19:15.2	03:50.0	19:02.1	08:48.9	03:40.4	08:43.0	03:40.9	00:10
7	1	RC3	12	C. JENSEN C. BJERREGAARD	1:16:44.0	02:48.2	07:48.6	03:47.2	02:47.0	08:21.6	19:39.4	03:37.2	19:15.8	08:48.6	03:35.7	08:46.3	03:38.6	---
8	4	RC4	8	M. JOHANSEN F. THOMSEN	1:17:12.1	02:48.2	07:49.0	03:46.3	02:46.4	07:29.3	19:28.4	03:44.7	19:15.6	09:06.4	03:43.0	08:54.5	03:38.6	---
9	2	RC3	11	M. THERKILDSEN SCHLÜTER M. DALSSAGER	1:17:40.6	02:53.6	08:24.9	03:47.2	02:49.5	07:50.5	19:36.1	03:40.7	19:26.4	09:02.2	03:48.6	08:57.0	03:39.3	---
10	1	DM4	18	A. KJÆR M. FUGLERUD	1:18:26.4	02:50.9	07:52.6	03:42.9	02:45.5	07:36.7	20:00.4	03:39.9	19:14.2	08:42.5	03:39.0	09:01.2	03:39.9	01:10
11	2	DM4	17	J. FREDERIKSEN B. LARSEN	1:18:42.9	02:52.2	08:37.5	03:48.6	02:47.7	08:06.6	19:50.1	03:48.6	19:51.6	08:52.9	03:46.8	09:05.2	03:49.2	00:10



Endelig Foreløbig resultatliste

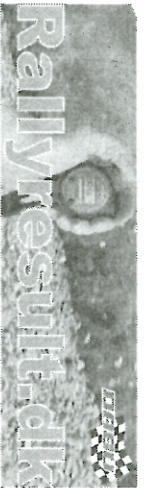
POA	PIC	Class	No.	Entry	Total	SS1	SS2	SS3	SS4	SS5	SS6	SS7	SS8	SS9	SS10	SS11	SS12	Penalty
12	1	RCS	14	O. SØRENSEN F. GLAD	1:19:07.2	02:53.9	07:21.4	03:48.9	02:50.4	07:31.9	19:54.3	03:47.9	19:50.8	09:18.6	03:45.6	09:06.0	03:50.8	---
13	2	DM7	22	J. PEDERSEN S. JOHAN TANGAA	1:20:16.9	02:55.4	09:15.7	03:47.5	02:52.5	08:01.8	20:33.5	03:46.2	20:20.3	09:16.1	03:43.1	09:18.3	03:44.0	---
14	2	RCS	15	J. EGHOLM S. HAULRIK	1:20:28.9	02:53.8	08:47.3	03:56.1	02:48.7	07:37.1	20:02.3	03:52.6	20:56.4	09:19.2	03:45.5	09:09.3	03:45.0	---
15	3	DM4	16	C. LANITHER M. GOTLOB	1:21:00.0	02:56.0	08:49.8	03:47.2	02:51.1	08:23.8	21:31.2	03:41.2	20:17.1	09:11.2	03:40.2	09:14.4	03:40.4	00:10
16	1	DM2	20	U. PEDERSEN D. ROSENBERG	1:21:11.5	02:55.7	08:36.2	03:56.4	02:52.1	07:36.7	20:29.9	03:50.9	20:22.4	09:19.5	03:48.0	09:46.1	03:50.5	---
17	4	DM4	29	A. SIERSBÆK R. PALBERG	1:21:13.3	03:00.4	08:25.3	03:51.7	02:54.9	08:38.7	20:55.9	03:43.7	20:39.2	09:15.5	03:50.7	09:19.7	03:41.6	---
18	5	DM4	30	V. BOISKOV C. LEBECK ØSTERGAARD	1:21:46.0	02:54.8	08:46.1	04:03.1	02:55.2	08:29.4	20:45.1	03:51.5	20:29.4	09:25.6	03:50.9	09:43.9	03:46.5	---
19	1	VECC2	46	H. LINDH H. BERGER	1:23:39.9	03:02.3	07:59.7	04:15.9	02:58.4	07:12.7	21:06.0	04:01.3	20:55.7	09:34.8	04:06.7	09:36.7	04:02.1	---
20	3	RCS	21	S. ROSENLUUND JENSEN L. SVENDSEN	1:23:52.8	03:04.6	10:13.8	04:31.2	03:00.7	08:30.5	21:24.2	03:46.7	21:13.2	09:40.0	03:41.8	09:36.8	03:43.6	00:10
21	6	DM4	27	L. HAAR P. MØLHOLM RAVN	1:24:02.1	03:08.5	07:53.8	03:52.1	02:59.7	07:41.3	21:58.2	03:49.4	21:18.7	09:42.1	03:48.1	09:34.8	03:50.5	---
22	2	DM2	23	M. BROBERG MØRCH SØRENSEN P. KRISTIAN LYNGS	1:24:03.9	02:59.0	08:18.9	03:50.1	02:52.7	08:15.4	20:39.3	03:51.5	20:37.6	10:47.3	04:05.2	09:55.8	03:55.4	00:30
23	1	VEC1	38	D. PETERSSON I. KOLMBÄCK	1:24:20.2	03:06.1	08:19.7	04:04.2	03:03.8	07:45.5	21:24.0	04:02.3	21:10.3	09:49.2	03:57.0	09:47.5	03:55.8	---
24	3	RCS	31	G. MARBOE E. LARSEN	1:24:20.5	03:00.5	07:48.0	05:39.9	03:07.5	07:36.0	20:50.9	04:00.2	20:34.0	09:37.0	03:57.2	09:35.4	03:57.9	---



Endelig

Foreløbig resultatliste

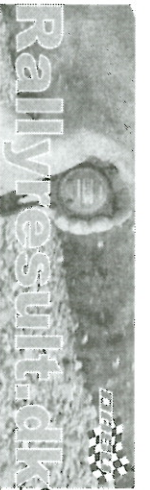
POA	PIC	Class	No.	Entry	Total	SS1	SS2	SS3	SS4	SS5	SS6	SS7	SS8	SS9	SS10	SS11	SS12	Penalty
25	2	VEC1	37	R. THORNBORG E. THORNBORG	1:25:08.7	03:05.8	08:50.9	04:00.6	03:03.5	07:57.2	21:40.1	03:56.2	21:10.5	09:49.9	03:56.7	09:38.7	03:56.7	00:50
26	3	VEC1	36	G. JOHANSSON J. SAMUELSSON	1:25:25.3	03:07.9	07:04.2	04:05.2	03:00.8	07:17.9	21:30.2	04:11.5	21:18.9	10:07.3	04:07.0	09:53.7	04:02.8	---
27	4	VEC1	39	A. LARSPERS J. LARSPERS	1:26:04.8	03:14.1	08:18.4	04:06.2	03:06.0	07:27.6	21:49.9	04:04.5	21:38.2	10:00.5	04:05.4	09:58.2	04:01.8	---
28	2	VECC2	47	M. LINDÉN R. FORSELL	1:26:10.5	03:13.6	09:05.1	04:16.8	03:00.4	06:30.0	21:48.7	04:00.0	21:25.6	10:05.7	03:59.6	10:10.0	04:10.1	---
29	5	VEC1	42	V. MÅRTENSSON E. LARSSON	1:26:27.1	03:15.7	08:21.5	04:06.7	03:07.0	07:20.8	21:55.6	04:04.1	21:32.3	10:08.0	04:03.7	10:01.7	04:02.3	00:10
30	1	DM1	55	S. ANDREAS MADSEN H. KALSTRUP ØSTERLUND	1:26:28.3	03:16.6	08:45.2	04:08.1	03:05.4	09:15.9	21:55.1	04:05.4	21:42.0	10:07.0	04:04.2	10:01.6	04:02.9	---
31	4	RCS	53	A. HARTWIG J. HOLST HANSEN	1:26:44.2	03:09.5	08:23.7	03:59.1	03:05.3	08:02.4	22:06.1	04:01.1	22:06.3	10:11.6	03:59.3	10:02.6	04:03.3	---
32	2	DM1	67	J. BRAGENHOLT W. LOFT	1:27:31.7	03:13.2	08:13.2	04:05.3	03:10.8	08:23.9	22:20.2	04:04.7	22:09.3	10:15.0	04:00.6	10:13.4	03:59.2	---
33	6	VEC1	41	P. JONSSON H. JONSSON	1:28:44.2	03:16.8	08:32.4	04:19.3	03:13.7	08:15.9	22:31.1	04:11.9	22:10.1	10:27.6	04:08.3	10:16.0	04:09.4	---
34	1	VEC2	58	Ø. HANSEN L. HANSEN	1:29:05.6	03:12.6	07:43.1	04:08.9	03:07.5	08:14.2	22:49.4	04:03.0	22:30.6	10:25.4	04:05.3	10:32.6	04:10.3	---
35	1	DM3	66	N. MATTHIES NIELSEN M. WESTERGAARD SVANE	1:30:02.1	03:23.5	09:11.8	04:12.2	03:09.6	08:17.1	23:16.0	04:07.1	22:32.4	10:25.1	04:08.0	10:30.5	04:17.7	---
36	5	RCS	35	K. ABILDGAARD T. ABILDGAARD	1:32:02.9	03:04.8	07:20.2	03:56.2	02:59.7	07:59.7	30:24.0	03:51.9	20:56.7	09:36.7	03:49.8	09:34.0	03:49.1	---
37	2	VEC2	61	T. MALM K. MALM	1:32:37.7	03:30.4	08:24.5	04:20.8	03:18.0	07:58.3	23:56.7	04:18.2	23:11.7	10:40.9	04:20.4	10:39.0	04:21.6	---



Emel

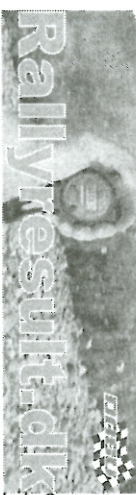
Foreløbig resultatliste

POA	PIC	Class	No.	Entry	Total	SS1	SS2	SS3	SS4	SS5	SS6	SS7	SS8	SS9	SS10	SS11	SS12	Penalty
38	7	VECC1	43	J. BERGKVIST J. BERGKVIST	1:33:13.4	03:25.7	07:28.2	04:14.4	03:20.5	06:50.3	24:01.0	04:13.8	23:27.9	10:52.7	04:19.8	10:42.1	04:15.5	00:20
39	3	DM1	69	H. KRISTENSEN J. RYTTER	1:36:27.2	03:32.8	08:51.7	04:14.5	03:29.6	08:03.8	25:14.3	04:04.6	25:04.9	11:25.6	04:07.1	11:04.4	04:09.4	---
40	1	DM6	52	A. KROUN S. KORSDAL PEDERSEN	1:38:01.4	03:11.3	08:27.2	04:01.4	03:05.8	08:54.4	22:35.2	03:56.0	33:02.1	10:09.0	03:55.4	10:07.5	03:57.7	---
41	3	VECC2	50	H. BERGIC F. BERGIC	1:41:01.7	03:12.0	08:08.9	04:04.6	03:06.7	07:19.3	27:45.0	04:03.3	22:43.7	13:01.2	04:48.3	13:36.5	04:40.4	---
42	1	VECC1	64	H. HOLM J. HOLM	1:42:13.9	03:37.4	08:40.2	04:48.0	03:35.5	09:00.3	26:17.6	04:38.9	25:45.5	11:48.0	04:44.1	12:11.7	04:47.2	---
43	3	DM2	56	C. ANDRÉ LYKKEFALCK CHRISTENSEN V. LUND STRØM ANDERSEN	1:42:59.1	03:13.3	08:09.4	04:11.6	03:08.6	08:11.5	22:36.7	03:05.5	24:52.0	10:57.4	03:59.7	10:51.7	16:02.6	---
44	2	VECC1	65	O. EKLUND P. SÅLSTRØM	1:44:16.7	03:53.6	07:44.5	05:04.2	03:51.4	07:48.3	26:40.8	04:43.0	26:17.9	11:58.2	04:51.3	11:54.7	05:01.6	---
-	-	DM1	57	D. PEDERSEN D. JESSEN	1:29:24.3	03:09.1	08:31.5	04:06.3	03:08.5	07:38.5	22:24.9	04:01.1	21:46.1	10:10.3	02:57.4	10:40.4	04:00.2	DNF
-	-	DM2	25	J. JACOBSEN R. BENGTON	1:04:08.8	02:58.5	08:40.2	03:57.7	02:54.9	07:13.7	20:37.1	03:54.8	20:20.5	09:25.3	---	---	---	DNF
-	-	VECC1	40	T. JOHANSSON H. SKÖTT	1:09:58.3	03:19.3	08:24.5	04:06.6	03:10.6	07:50.6	22:18.2	04:05.9	22:24.8	10:22.9	---	---	---	DNF
-	-	DM6	71	U. ERIKSEN S. SEIERUP	1:12:14.1	03:24.4	07:38.7	04:08.1	03:17.7	07:38.5	23:19.1	04:00.2	22:40.8	11:23.8	---	---	---	DNF
-	-	RC2	1	I. KRAGH J. ANDERSSON KVICK	48:31.1	02:33.0	08:53.3	03:35.2	02:33.4	07:22.4	18:01.9	03:31.8	18:15.8	---	---	---	---	DNF
-	-	RC2	28	K. HVAAL ENGH G. HVAAL ENGH	54:36.8	03:06.8	08:08.1	03:54.1	02:55.6	07:41.0	20:45.9	03:50.7	20:03.7	---	---	---	---	DNF



Endelig Foreløbig resultatliste

POA	PIC	Class	No.	Entry	Total	SS1	SS2	SS3	SS4	SS5	SS6	SS7	SS8	SS9	SS10	SS11	SS12	Penalty	
-	-	DM3	32	T. NIELSEN A. CLAUSEN	56:12.1	02:57.3	08:14.8	04:00.5	02:59.2	08:35.6	21:13.0	03:55.4	21:06.7	---	---	---	---	---	DNF
-	-	VECC2	60	O. SUNDSTRÖM A. SUNDSTRÖM	59:06.4	03:17.0	07:56.7	04:15.9	03:08.9	08:38.6	22:05.7	04:12.0	22:06.9	---	---	---	---	---	DNF
-	-	DM2	68	M. PILL GØTTRUP S. KJÆR LARSEN	1:05:42.5	03:20.2	07:33.6	04:06.6	03:16.5	07:29.7	23:25.1	04:03.7	27:30.4	---	---	---	---	---	DNF
-	-	DM2	26	L. HELIN M. KJELLGREN	34:42.2	03:00.7	08:24.8	04:02.7	02:58.7	07:27.4	20:41.7	03:58.4	---	---	---	---	---	---	DNF
-	-	VECC2	48	P. JOHANSSON H. PETTERSON	36:13.0	03:09.7	08:38.9	04:08.6	03:04.4	07:22.1	21:41.8	04:08.5	---	---	---	---	---	---	DNF
-	-	VECC2	45	J. BLOM K. MAGNUSSON	38:03.2	03:19.5	07:44.8	04:35.1	03:09.6	07:30.3	22:32.7	04:16.3	---	---	---	---	---	---	DNF
-	-	VECC2	63	A. C. FRESE A. ROHRACK	42:11.6	03:53.6	08:51.1	04:33.2	03:40.6	08:47.8	25:25.2	04:29.0	---	---	---	---	---	---	DNF
-	-	DM2	70	M. OLIVIVUS M. OLIVIVUS	45:40.8	03:10.3	07:54.9	13:18.5	03:04.3	07:02.0	22:06.7	04:01.0	---	---	---	---	---	---	DNF
-	-	DM6	34	H. SØGAARD F. SIMONSEN	29:22.1	02:51.2	07:35.8	03:45.5	02:44.1	08:01.1	20:01.3	---	---	---	---	---	---	---	DNF
-	-	VECC2	59	I. VARSSON P. ELLISON	35:03.1	03:28.6	06:49.9	04:39.9	03:21.8	07:35.3	23:32.8	---	---	---	---	---	---	---	DNF
-	-	VECC2	62	K. LARSSON J. LARSSON	37:43.0	03:39.0	08:49.4	04:36.1	03:35.5	07:48.5	25:52.4	---	---	---	---	---	---	---	DNF
-	-	DM5	19	M. TED MCBRIDE M. GAMMELGAARD	09:42.6	02:52.9	08:17.0	03:45.2	03:04.5	07:11.5	---	---	---	---	---	---	---	---	DNF
-	-	DM4	24	J. MØLBEK K. BIRK NIELSEN	09:43.5	03:01.5	07:44.5	03:47.2	02:54.8	07:25.5	---	---	---	---	---	---	---	---	DNF
-	-	VECC2	49	T. PAHLIN T. OLOFSSON	10:32.4	03:11.3	08:13.1	04:14.2	03:06.9	07:50.2	---	---	---	---	---	---	---	---	DNF



Endelig

Foreløbig resultatliste

POA	PIC	Class	No.	Entry	Total	SS1	SS2	SS3	SS4	SS5	SS6	SS7	SS8	SS9	SS10	SS11	SS12	Penalty	
-	-	DM6	33	S. BØGESKOV J. BRO FISKER	03:09.8	03:09.8	08:16.8	---	---	---	---	---	---	---	---	---	---	---	DNF
-	-	DM7	54	H. CHRISTOFFERSEN R. CHRISTOFFERSEN	00:00.0	---	---	---	---	---	---	---	---	---	---	---	---	---	DNF