



Emergency, problems or general questions?

RALLY CONTROL


+ 216 94 161 496

If there is no mobile network available, help can be requested using the satellite tracker. This page provides information on how it works and how to use it.

1. Ideally place the tracker behind the windshield.
 2. Turn the tracker on in the morning before starting (press the left button until the LED starts blinking).
 3. Hold the live tracking button (bottom center) until it starts blinking.
 4. In the evening, turn the tracker off again (press the left button for a longer time until all LEDs go off).
- In case of an emergency in general:


! Place the tracker (switched on) on the car hood.

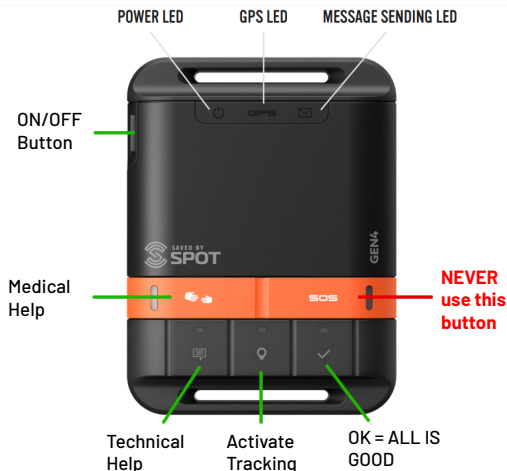
Medical emergency:  Hold down the button until it starts blinking.

Technical problem:  Hold down the button until it starts blinking.

Wait! We will try to contact you. If that doesn't work, we will send help. Please be patient and make sure you and your passenger are safe – depending on the situation.

Never (!) press the SOS button!

The OK button  is for cases when everything is fine again or if you are leaving the route, so we don't have to worry.



Thank you for activating the tracker every morning. You are helping us a lot! This way, the crew can always be optimally coordinated, and it's easier to keep track of everything.