

Monteblanco

GT-CET

Carrera 2

Resultados Provisionales

Circuito de Monteblanco 3.926 m.



Cls	Nº	Equipo/Concursante	Piloto 1	Piloto 2	Vehiculo	Cat	Cl	Vtas.	Tiempo	Dif 1º	Interval	Km/h	Mejor	Tiempo	Km/h	
1	199	VELOSO MOTORSPORT	José Barros		PORSCHE 992 GT3 CUP	GT Cup	1	29	<b>49:44.550</b>			137.3	10	1:37.924	144.3	
2	135	RACAR MOTORSPORT	<u>Leandro Martins</u>	Dieter Svepes	PORSCHE 992 GT3 CUP	GT Cup	2	29	<b>49:53.878</b>	9.328	9.328	136.9	26	1:37.653	144.7	
3	111	CD DAGO	<u>Pablo Yeregui Ybarra</u>	Daniel Carretero Ortega	AUDI R8	GPX	1	29	<b>50:08.953</b>	24.403	15.075	136.2	26	1:36.681	146.1	
4	114	SKUALO COMPETICIÓN	Hendrik Van Zoest	JF	PORSCHE 992 GT3 CUP	GT Cup	3	29	<b>50:33.720</b>	49.170	24.767	135.1	10	1:39.474	142.0	
5	133	ESCUADERIA LA CORUÑA	Ángel Santos Avalor	<u>Mikkel Kristensen Illan</u>	LIGIER JS2R	GT4	1	28	<b>51:21.138</b>	1 Vta.	1 Vta.	128.4	24	1:44.708	134.9	
6	181	ESCUADERIA BAIX EMPORDÀ	<u>Jan Schidlof Marek</u>	JF Francesc Guitierrez Agüi	MCLAREN ARTURA GT4	GT4	2	28	<b>51:23.871</b>	1 Vta.	2.733	128.3	22	1:43.617	136.4	
7	112	ESCUADERIA FARAON	Pedro M. Lourinho Bras	<u>Miguel Gomez Guillen</u>	PORSCHE 992 GT3 CUP	GT Cup	4	27	<b>50:09.677</b>	2 Vtas.	1 Vta.	126.7	4	1:39.843	141.5	
8	122	GT CORSE	<u>Alejandro Barambio Perea</u>	Borja Garcia Menendez	PORSCHE 992 GT3 CUP	GT Cup	5	27	<b>51:14.406</b>	2 Vtas.	1:04.729	124.1	3	1:38.437	143.5	
9	100	ESCUADERIA FARAON	Pablo V. Bras Silvero	<u>Fernando Gonzalez Gonzalez</u>	PORSCHE 992 GT3 CUP	GT Cup	6	26	<b>44:51.609</b>	3 Vtas.	1 Vta.	136.5	19	1:38.645	143.2	
10	170	ESCUADERIA FARAON	Agustin Sanabria Crespo		KTM GT4	GT4	3	26	<b>51:32.544</b>	3 Vtas.	6:40.935	118.8	16	1:48.618	130.1	
11	66	MOTOR CLUB SABADELL	Laurent Puitgmal		RENAULT CLIO CUP IV	D3	1	25	<b>50:36.529</b>	4 Vtas.	1 Vta.	116.3	4	1:55.140	122.7	
12	18	C.D.PLEMAR SPORT	Jose Luis Lopez Valdivielso	JF <u>Alvaro Rodriguez Sastre</u>	RENAULT CLIO CUP IV	D3	2	25	<b>50:46.037</b>	4 Vtas.	9.508	115.9	10	1:54.763	123.1	
13	36	UCAV RACING	Carlos Alvarez Sindin	JF <u>José Santos Pérez</u>	SEAT LEON SUPERCOPA MK2	D1	1	24	<b>50:49.958</b>	5 Vtas.	1 Vta.	111.2	12	1:57.205	120.5	
14	9	BALBOR MOTORSPORT C.A.	<u>Jose Luis Albors Aleixandre</u>	JF German Lopez Balboa	RENAULT CLIO CUP IV	D3	3	24	<b>51:01.798</b>	5 Vtas.	11.840	110.7	15	1:56.905	120.8	
<b>Not classified: (Requirements: 75% of number laps of leader = 22 Laps)</b>																
	120	ESCUADERIA LA CORUÑA	Jon Aizpurua Saenz	JF	<u>Miguel Angel Romero</u>	LIGIER JS2R	GPX	2	16	<b>48:08.145</b>	13 Vtas.	8 Vtas.	78.2	3	1:45.664	133.7
	6	RX PRO RACING	Manuel Cañizares Tortosa	JR	<u>Marcos Menkes Campelo</u>	PEUGEOT 308 RACING CUP	D1	2	10	<b>23:37.213</b>	19 Vtas.	6 Vtas.	99.7	2	1:52.022	126.1
	191	VELOSO MOTORSPORT	Jean-Roch Piat	JF		PORSCHE 991.1 GT3 CUP	GT Cup	7								

Vta. Rápida Yeregui - Carretero en 1:36.681 a 146.1 Km/h en la vta. 26

Publicado a las:.....

Temp Pista: 35.2 °C Temp Aire: 31.9 °C Humedad: 50 % Estado Pista: SECA

Director Carrera:

Máximo Guerrero

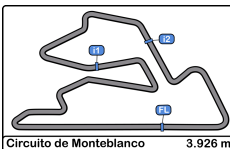
DPB-0803-ESP/NA

Cronometrador:

Luis García

JOB-2654-ESP/M





Monteblanco

GT-CET

Carrera 2

Resultados Provisionales por Categoría

GT-CET  
CAMPEONATO DE ESPAÑA

GT Cup															
Cls	Nº	Equipo/Concursante	Piloto 1	Piloto 2	Vehiculo	Cat	Cl	Vtas.	Tiempo	Dif 1º	Interval	Km/h	Mejor	Tiempo	Km/h
1	199	VELOSO MOTORSPORT	José Barros		PORSCHE 992 GT3 CUP	GT Cup	1	29	49:44.550			137.3	10	1:37.924	144.3
2	135	RACAR MOTORSPORT	<u>Leandro Martins</u>	Dieter Svepes	PORSCHE 992 GT3 CUP	GT Cup	2	29	49:53.878	9.328	9.328	136.9	26	1:37.653	144.7
3	114	SKUALO COMPETICIÓN	Hendrik Van Zoest	JF	PORSCHE 992 GT3 CUP	GT Cup	3	29	50:33.720	49.170	39.842	135.1	10	1:39.474	142.0
4	112	ESCUADERIA FARAON	Pedro M. Lourinho Bras	<u>Miguel Gomez Guillen</u>	PORSCHE 992 GT3 CUP	GT Cup	4	27	50:09.677	2 Vtas.	2 Vtas.	126.7	4	1:39.843	141.5
5	122	GT CORSE	<u>Alejandro Barambio Perea</u>	Borja Garcia Menendez	PORSCHE 992 GT3 CUP	GT Cup	5	27	51:14.406	2 Vtas.	1:04.729	124.1	3	1:38.437	143.5
6	100	ESCUADERIA FARAON	Pablo V. Bras Silvero	<u>Fernando Gonzalez Gonzalez</u>	PORSCHE 992 GT3 CUP	GT Cup	6	26	44:51.609	3 Vtas.	1 Vta.	136.5	19	1:38.645	143.2
<b>Not classified: (Requirements: 75% of number laps of leader = 22 Laps)</b>															
191	VELOSO MOTORSPORT	Jean-Roch Piat	JF		PORSCHE 991.1 GT3 CUP	GT Cup	7								

GPX															
Cls	Nº	Equipo/Concursante	Piloto 1	Piloto 2	Vehiculo	Cat	Cl	Vtas.	Tiempo	Dif 1º	Interval	Km/h	Mejor	Tiempo	Km/h
1	111	CD DAGO	<u>Pablo Yeregui Ybarra</u>	Daniel Carretero Ortega	AUDI R8	GPX	1	29	50:08.953			136.2	26	1:36.681	146.1
<b>Not classified: (Requirements: 75% of number laps of leader = 22 Laps)</b>															
120	ESCUADERIA LA CORUÑA	Jon Aizpurua Saenz	JF	<u>Miguel Angel Romero</u>	LIGIER JS2R	GPX	2	16	48:08.145	13 Vtas.	13 Vtas.	78.2	3	1:45.664	133.7

GT4															
Cls	Nº	Equipo/Concursante	Piloto 1	Piloto 2	Vehiculo	Cat	Cl	Vtas.	Tiempo	Dif 1º	Interval	Km/h	Mejor	Tiempo	Km/h
1	133	ESCUADERIA LA CORUÑA	Ángel Santos Avalue	<u>Mikkel Kristensen Ilian</u>	LIGIER JS2R	GT4	1	28	51:21.138			128.4	24	1:44.708	134.9
2	181	ESCUADERIA BAIX EMPORDÁ	<u>Jan Schidlof Marek</u>	JF Francesc Guitierrez Agüi	MCLAREN ARTURA GT4	GT4	2	28	51:23.871	2.733	2.733	128.3	22	1:43.617	136.4
3	170	ESCUADERIA FARAON	Agustin Sanabria Crespo		KTM GT4	GT4	3	26	51:32.544	2 Vtas.	2 Vtas.	118.8	16	1:48.618	130.1

D3															
Cls	Nº	Equipo/Concursante	Piloto 1	Piloto 2	Vehiculo	Cat	Cl	Vtas.	Tiempo	Dif 1º	Interval	Km/h	Mejor	Tiempo	Km/h
1	66	MOTOR CLUB SABADELL	Laurent Puitgmal		RENAULT CLIO CUP IV	D3	1	25	50:36.529			116.3	4	1:55.140	122.7
2	18	C.D.PLEMAR SPORT	Jose Luis Lopez Valdivielso	JF <u>Alvaro Rodriguez Sastre</u>	RENAULT CLIO CUP IV	D3	2	25	50:46.037	9.508	9.508	115.9	10	1:54.763	123.1
3	9	BALBOR MOTORSPORT C.A.	<u>Jose Luis Albors Aleixandre</u>	JF German Lopez Balboa	RENAULT CLIO CUP IV	D3	3	24	51:01.798	1 Vta.	1 Vta.	110.7	15	1:56.905	120.8

D1															
Cls	Nº	Equipo/Concursante	Piloto 1	Piloto 2	Vehiculo	Cat	Cl	Vtas.	Tiempo	Dif 1º	Interval	Km/h	Mejor	Tiempo	Km/h
1	36	UCAV RACING	Carlos Alvarez Sindin	JF <u>José Santos Pérez</u>	SEAT LEON SUPERCOPA MK2	D1	1	24	50:49.958			111.2	12	1:57.205	120.5
<b>Not classified: (Requirements: 75% of number laps of leader = 22 Laps)</b>															
6	RX PRO RACING	Manuel Cañizares Tortosa	JR	<u>Marcos Menkes Campelo</u>	JR PEUGEOT 308 RACING CUP	D1	2	10	23:37.213	14 Vtas.	14 Vtas.	99.7	2	1:52.022	126.1

Vta. Rápida Yeregui - Carretero en 1:36.681 a 146.1 Km/h en la vta. 26

Publicado a las:.....

Temp Pista: 35.2 °C Temp Aire: 31.9 °C Humedad: 50 % Estado Pista: SECA

Director Carrera:

Máximo Guerrero

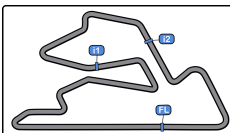
DPB-0803-ESP/NA

Cronometrador:

Luis García

JOB-2654-ESP/M





Monteblanco

GT-CET

Carrera 2

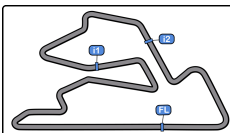
Circuito de Monteblanco 3.926 m.

**GT-CET**  
CAMPEONATO DE ESPAÑA

**Clasificación Provisional por Vuelta Rápida de Piloto**

Clas	Nº	Equipo/Concursante	Vehiculo	Piloto	Cat	Clas	Vtas.	Mejor	Tiempo	Dif 1º	Interval	Km/h	
1	111	CD DAGO	AUDI R8	Daniel Carretero Ortega	GPX	1	17	14	1:36.681			146.1	
2	135	RACAR MOTORSPORT	PORSCHE 992 GT3 CUP	Dieter Svepes	GT Cup	1	16	13	1:37.653	0.972	0.972	144.7	
3	199	VELOSO MOTORSPORT	PORSCHE 992 GT3 CUP	José Barros	GT Cup	2	29	10	1:37.924	1.243	0.271	144.3	
4	122	GT CORSE	PORSCHE 992 GT3 CUP	Alejandro Barambio Perea	GT Cup	3	12	3	1:38.437	1.756	0.513	143.5	
5	135	RACAR MOTORSPORT	PORSCHE 992 GT3 CUP	Leandro Martins	GT Cup	4	13	9	1:38.628	1.947	0.191	143.3	
6	100	ESCUADERIA FARAON	PORSCHE 992 GT3 CUP	Pablo V. Bras Silvero	GT Cup	5	14	7	1:38.645	1.964	0.017	143.2	
7	114	SKUALO COMPETICIÓN	PORSCHE 992 GT3 CUP	Hendrik Van Zoest	Gold	GT Cup	6	29	10	1:39.474	2.793	0.829	142.0
8	100	ESCUADERIA FARAON	PORSCHE 992 GT3 CUP	Fernando Gonzalez Gonzalez	GT Cup	7	12	9	1:39.552	2.871	0.078	141.9	
9	111	CD DAGO	AUDI R8	Pablo Yerequi Ybarra	GPX	2	12	11	1:39.727	3.046	0.175	141.7	
10	112	ESCUADERIA FARAON	PORSCHE 992 GT3 CUP	Miauel Gomez Guillen	GT Cup	8	13	4	1:39.843	3.162	0.116	141.5	
11	112	ESCUADERIA FARAON	PORSCHE 992 GT3 CUP	Pedro M. Lourinho Bras	GT Cup	9	14	13	1:42.813	6.132	2.970	137.4	
12	181	ESCUADERIA BAIX EMPORDÁ	MCLAREN ARTURA GT4	Francesc Guitierrez Aqüi	GT4	1	15	9	1:43.617	6.936	0.804	136.4	
13	122	GT CORSE	PORSCHE 992 GT3 CUP	Boria Garcia Menendez	GT Cup	10	15	2	1:44.223	7.542	0.606	135.6	
14	133	ESCUADERIA LA CORUÑA	LIGIER JS2R	Ánael Santos Avale	GT4	2	14	10	1:44.708	8.027	0.485	134.9	
15	133	ESCUADERIA LA CORUÑA	LIGIER JS2R	Mikkel Kristensen Illan	GT4	3	14	12	1:45.433	8.752	0.725	134.0	
16	181	ESCUADERIA BAIX EMPORDÁ	MCLAREN ARTURA GT4	Jan Schidlof Marek	Gold	GT4	4	13	1:45.563	8.882	0.130	133.8	
17	120	ESCUADERIA LA CORUÑA	LIGIER JS2R	Miauel Anael Romero	GPX	3	13	3	1:45.664	8.983	0.101	133.7	
18	170	ESCUADERIA FARAON	KTM GT4	Aaustin Sanabria Crespo	GT4	5	26	16	1:48.618	11.937	2.954	130.1	
19	6	RX PRO RACING	PEUGEOT 308 RACING CUP	Marcos Menkes Campelo	Silver	D1	1	10	1:52.022	15.341	3.404	126.1	
20	18	C.D.PLEMAR SPORT	RENAULT CLIO CUP IV	Alvaro Rodriquez Sastre	D3	1	15	10	1:54.763	18.082	2.741	123.1	
21	66	MOTOR CLUB SABADELL	RENAULT CLIO CUP IV	Laurent Puitamal	D3	2	25	4	1:55.140	18.459	0.377	122.7	
22	9	BALBOR MOTORSPORT C.A.	RENAULT CLIO CUP IV	German Lopez Balboa	D3	3	13	4	1:56.905	20.224	1.765	120.8	
23	36	UCAV RACING	SEAT LEON SUPERCOPA MK2	José Santos Pérez	D1	2	13	12	1:57.205	20.524	0.300	120.5	
24	9	BALBOR MOTORSPORT C.A.	RENAULT CLIO CUP IV	Jose Luis Albors Aleixandre	Gold	D3	4	11	1:58.228	21.547	1.023	119.5	
25	18	C.D.PLEMAR SPORT	RENAULT CLIO CUP IV	Jose Luis Lopez Valdivielso	Gold	D3	5	10	1:58.675	21.994	0.447	119.0	
26	36	UCAV RACING	SEAT LEON SUPERCOPA MK2	Carlos Alvarez Sindin	Gold	D1	3	11	1:59.665	22.984	0.990	118.1	
27	120	ESCUADERIA LA CORUÑA	LIGIER JS2R	Jon Aizpurua Saenz	Gold	GPX	4	3	6:41.044	5:04.363	4:41.379	35.2	





Monteblanco

GT-CET

Carrera 2

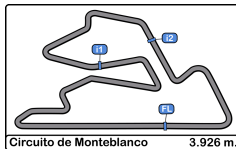
Distancia y Velocidad Media

Circuito de Monteblanco 3.926 m.

GT-CET  
CAMPEONATO DE ESPAÑA

Cls	Nº	Equipo/Concursante	Piloto 1	Piloto 2	Vehiculo	Cat	Cls	Vtas.	Distancia	Tiempo Total	Km/h	
1	199	VELOSO MOTORSPORT	José Barros		PORSCHE 992 GT3 CUP	GT Cup	1	29	113.85	49:44.550	137.3	
2	135	RACAR MOTORSPORT	<u>Leandro Martins</u>	Dieter Svepes	PORSCHE 992 GT3 CUP	GT Cup	2	29	113.85	49:53.878	136.9	
3	111	CD DAGO	<u>Pablo Yeregui Ybarra</u>	Daniel Carretero Ortega	AUDI R8	GPX	1	29	113.85	50:08.953	136.2	
4	114	SKUALO COMPETICIÓN	Hendrik Van Zoest	JF	PORSCHE 992 GT3 CUP	GT Cup	3	29	113.85	50:33.720	135.1	
5	133	ESCUADERIA LA CORUÑA	Ángel Santos Avalle	<u>Mikkel Kristensen Illan</u>	LIGIER JS2R	GT4	1	28	109.92	51:21.138	128.4	
6	181	ESCUADERIA BAIX EMPORDÀ	<u>Jan Schidlof Marek</u>	JF Francesc Guitierrez Agüi	MCLAREN ARTURA GT4	GT4	2	28	109.92	51:23.871	128.3	
7	112	ESCUADERIA FARAON	Pedro M. Lourinho Bras	<u>Miguel Gomez Guillen</u>	PORSCHE 992 GT3 CUP	GT Cup	4	27	106.00	50:09.677	126.7	
8	122	GT CORSE	<u>Alejandro Barambio Perea</u>	Borja Garcia Menendez	PORSCHE 992 GT3 CUP	GT Cup	5	27	106.00	51:14.406	124.1	
9	100	ESCUADERIA FARAON	Pablo V. Bras Silvero	<u>Fernando Gonzalez Gonzalez</u>	PORSCHE 992 GT3 CUP	GT Cup	6	26	102.07	44:51.609	136.5	
10	170	ESCUADERIA FARAON	Agustin Sanabria Crespo		KTM GT4	GT4	3	26	102.07	51:32.544	118.8	
11	66	MOTOR CLUB SABADELL	Laurent Puitgmal		RENAULT CLIO CUP IV	D3	1	25	98.15	50:36.529	116.3	
12	18	C.D.PLEMAR SPORT	Jose Luis Lopez Valdivielso	JF <u>Alvaro Rodriguez Sastre</u>	RENAULT CLIO CUP IV	D3	2	25	98.15	50:46.037	115.9	
13	36	UCAV RACING	Carlos Alvarez Sardin	JF <u>José Santos Pérez</u>	SEAT LEON SUPERCOPA MK2	D1	1	24	94.22	50:49.958	111.2	
14	9	BALBOR MOTORSPORT C.A.	<u>Jose Luis Albors Aleixandre</u>	JF German Lopez Balboa	RENAULT CLIO CUP IV	D3	3	24	94.22	51:01.798	110.7	
<b>Not classified: (Requirements: 75% of number laps of leader = 22 Laps)</b>												
	120	ESCUADERIA LA CORUÑA	Jon Aizpurua Saenz	JF	<u>Miguel Angel Romero</u>	LIGIER JS2R	GPX	2	16	62.81	48:08.145	78.2
	6	RX PRO RACING	Manuel Cañizares Tortosa	JR	<u>Marcos Menkes Campelo</u>	PEUGEOT 308 RACING CUP	D1	2	10	39.26	23:37.213	99.7
	191	VELOSO MOTORSPORT	Jean-Roch Piat	JF		PORSCHE 991.1 GT3 CUP	GT Cup	7				





# Monteblando

## GT-CET

### Carrera 2

#### Tiempos Por Vuelta



**6** Manuel Cañizares Tortosa PEUGEOT 308 RACING CUP

**18** Jose Luis Lopez Valdiviello RENAULT CLIO CUP IV

D1 Marcos Menkes Campelo RX PRO RACING

D3 Alvaro Rodriguez Sastre C.D.PLEMAR SPORT

Vta	D	Tiempo	Sector 1	Sector 2	Sector 3	T. Spd	Elapsed
1	2	2:04.690	1:05.200	30.556	28.934		2:04.690
2	2	1:52.022	53.442	28.411	30.169		3:56.712
3	2	2:14.167	1:01.580	36.229	36.358		6:10.879
4	2	2:22.874	1:06.857	38.138	37.879		8:33.753
5	2	2:24.972	1:09.781	38.786	36.405		10:58.725
6	2	2:30.175	1:10.455	40.315	39.405		13:28.900
7	2	2:26.598	1:12.517	36.749	37.332		15:55.498
8	2	2:30.824	1:14.339	38.461	38.024		18:26.322
9	2	2:33.148	1:16.519	38.573	38.056		20:59.470
10	2	2:37.743 P	1:15.162	39.607	42.974		23:37.213

Vta	D	Tiempo	Sector 1	Sector 2	Sector 3	T. Spd	Elapsed
1	2	2:00.515	1:00.641	29.546	30.328		2:00.515
2	2	1:55.628	55.929	29.664	30.035		3:56.143
3	2	1:54.971	55.848	29.374	29.749		5:51.114
4	2	1:55.155	55.963	29.413	29.779		7:46.269
5	2	1:55.280	55.951	29.490	29.839		9:41.549
6	2	1:55.241	55.881	29.322	30.038		11:36.790
7	2	1:55.678	55.880	29.466	30.332		13:32.468
8	2	1:54.853	55.756	29.330	29.767		15:27.321
9	2	1:55.031	55.909	29.405	29.717		17:22.352
10	2	1:54.763	55.711	29.319	29.733		19:17.115

**9** Jose Luis Alborns RENAULT CLIO CUP IV

Aleixandre

D3 German Lopez Balboa BALBOR MOTORSPORT C.A.

Vta	D	Tiempo	Sector 1	Sector 2	Sector 3	T. Spd	Elapsed
1	1	2:06.732	1:04.712	30.844	31.176		2:06.732
2	1	2:00.787	57.942	31.158	31.687		4:07.519
3	1	1:58.890	57.759	30.501	30.630		6:06.409
4	1	1:58.228	57.217	30.344	30.667		8:04.637
5	1	1:58.646	57.208	30.462	30.976		10:03.283
6	1	2:00.735	59.852	30.328	30.555		12:04.018
7	1	1:59.010	57.767	30.700	30.543		14:03.028
8	1	1:58.687	57.490	30.196	31.001		16:01.715
9	1	2:00.311	58.409	30.841	31.061		18:02.026
10	1	2:02.607	58.789	31.465	32.353		20:04.633
11	1	2:08.934 P	1:01.613	30.949	36.372		22:13.567
12	2	3:40.251 P	2:32.661	32.075	35.515		25:53.818
13	2	2:54.621	1:53.986	30.194	30.441		28:48.439
14	2	1:58.318	56.872	30.094	29.996		30:46.757

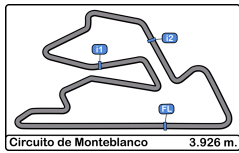
Vta	D	Tiempo	Sector 1	Sector 2	Sector 3	T. Spd	Elapsed
11	2	1:54.984	55.656	29.508	29.820		21:12.099
12	2	1:55.916	55.984	29.426	30.506		23:08.015
13	2	1:54.833	55.667	29.360	29.806		25:02.848
14	2	1:56.171	55.930	29.905	30.336		26:59.019
15	2	2:00.101 P	56.015	29.561	34.525		28:59.120
16	1	3:43.363	2:41.658	31.045	30.660		32:42.483
17	1	2:01.627	58.277	32.585	30.765		34:44.110
18	1	2:00.693	59.565	30.780	30.348		36:44.803
19	1	2:00.028	58.029	30.699	31.300		38:44.831
20	1	2:01.500	57.846	32.195	31.459		40:46.331
21	1	1:59.790	57.679	31.060	31.051		42:46.121
22	1	2:00.612	58.371	31.530	30.711		44:46.733
23	1	1:59.167	57.265	31.110	30.792		46:45.900
24	1	1:58.675	57.402	30.729	30.544		48:44.575
25	1	2:01.462	59.565	31.454	30.443		50:46.037

**36** Carlos Alvarez Sindin SEAT LEON SUPERCOPA MK2

D1 José Santos Pérez UCAV RACING

Vta	D	Tiempo	Sector 1	Sector 2	Sector 3	T. Spd	Elapsed
1	2	2:07.373	1:06.826	30.450	30.097		2:07.373
2	2	2:00.373	58.855	31.172	30.346		4:07.746
3	2	2:00.535	58.609	30.408	31.518		6:08.281
4	2	1:58.403	57.165	30.701	30.537		8:06.684
5	2	2:00.259	58.299	31.677	30.283		10:06.943
6	2	1:58.414	57.477	30.469	30.468		12:05.357
7	2	1:58.742	57.465	30.511	30.766		14:04.099
8	2	1:58.646	57.567	30.480	30.599		16:02.745
9	2	2:00.465	58.502	31.463	30.500		18:03.210
10	2	2:01.252	58.377	32.806	30.069		20:04.462
11	2	1:58.718	58.267	30.397	30.054		22:03.180
12	2	1:57.205	55.703	30.523	30.979		24:00.385
13	2	2:08.300 P	56.636	30.535	41.129		26:08.685
14	1	4:02.488	2:54.824	34.696	32.968		30:11.173
15	1	2:08.710	1:02.116	30.535	2:41.678		32:19.883
16	1	2:00.887	58.247	31.838	30.802		34:20.770
17	1	2:02.041	58.345	33.032	30.664		36:22.811
18	1	2:02.732	59.189	31.990	31.553		38:25.543
19	1	2:00.915	57.517	31.348	32.050		40:26.458
20	1	1:59.665	58.033	30.874	30.758		42:26.123
21	1	2:04.288	1:00.636	31.768	31.884		44:30.411
22	1	2:03.884	58.262	33.704	31.918		46:34.295
23	1	2:13.844	1:05.893	35.794	32.157		48:48.139
24	1	2:01.819	1:00.001	30.922	30.896		50:49.958





**Monteblando**  
**GT-CET**  
**Carrera 2**  
**Tiempos Por Vuelta**



**66**

Laurent Puitgmal

RENAULT CLIO CUP IV

**100**

Pablo V. Bras Silvero

PORSCHE 992 GT3 CUP

D3

MOTOR CLUB SABADELL

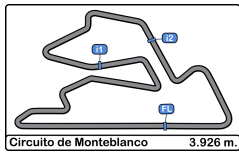
GT Cup

Fernando Gonzalez

ESCUADERIA FARAON

Vta	D	Tiempo	Sector 1	Sector 2	Sector 3	T. Spd	Elapsed	Vta	D	Tiempo	Sector 1	Sector 2	Sector 3	T. Spd	Elapsed
1		2:07.196	1:04.990	31.311	30.895		2:07.196	1	2	1:45.047	52.984		1:45.047		1:45.047
2		1:59.657	58.029	30.752	30.876		4:06.853	2	2	1:40.525	48.864		3:25.572		3:25.572
3		1:56.198	56.543	29.695	29.960		6:03.051	3	2	1:41.338	49.377	25.931	26.030		5:06.910
4		1:55.140	55.858	29.502	29.780		7:58.191	4	2	1:39.965	47.978	26.038	25.949		6:46.875
5		1:55.566	56.053	29.601	29.912		9:53.757	5	2	1:40.277	48.195	25.900	26.182		8:27.152
6		1:56.829	56.070	29.563	31.196		11:50.586	6	2	1:40.848	48.185	26.643	26.020		10:08.000
7		1:55.310	55.890	29.450	29.970		13:45.896	7	2	1:41.799	49.894	25.955	25.950		11:49.799
8		1:55.323	55.947	29.496	29.880		15:41.219	8	2	1:40.877	47.929		2:06.827		13:30.676
9		1:55.716	56.011	29.597	30.108		17:36.935	9	2	1:39.552	48.102	25.492	25.958		15:10.228
10		1:55.289	55.864	29.515	29.910		19:32.224	10	2	1:40.384	48.640	25.587	26.157		16:50.612
11		2:00.907 P	56.259	30.291	34.357		21:33.131	11	2	1:39.793	48.043	25.700	26.050		18:30.405
12		3:53.908	2:54.221	29.703	29.984		25:27.039	12	2	1:44.638 P	47.921	25.663	31.054		20:15.043
13		1:56.616	56.096	29.960	30.560		27:23.655	13	1	3:08.315	2:16.493	25.790	26.032		23:23.358
14		1:55.293	55.844	29.609	29.840		29:18.948	14	1	1:38.982	47.772	25.361	25.849		25:02.340
15		1:55.739	56.053	29.816	29.870		31:14.687	15	1	1:38.740	47.436	25.607	25.697		26:41.080
16		1:55.611	56.183	29.563	29.865		33:10.298	16	1	1:39.685	47.440		2:05.382		28:20.765
17		1:55.315	56.143	29.355	29.817		35:05.613	17	1	1:39.693	47.662	25.676	26.355		30:00.458
18		1:55.444	55.955	29.447	30.042		37:01.057	18	1	1:39.138	47.877	25.460	25.801		31:39.596
19		1:56.233	56.818	29.472	29.943		38:57.290	19	1	1:38.645	47.626	25.314	25.705		33:18.241
20		1:55.607	56.197	29.447	29.963		40:52.897	20	1	1:39.326	48.034	25.317	25.975		34:57.567
21		1:56.200	56.280	29.957	29.963		42:49.097	21	1	1:38.971	47.529	25.689	25.753		36:36.538
22		1:56.328	56.166	30.151	30.011		44:45.425	22	1	1:38.874	47.417	25.593	25.864		38:15.412
23		1:57.432	57.078	30.238	30.116		46:42.857	23	1	1:39.073	47.694	25.507	25.872		39:54.485
24		1:56.290	56.590	29.752	29.948		48:39.147	24	1	1:39.204	47.680	25.509	26.015		41:33.689
25		1:57.382	56.398	30.213	30.771		50:36.529	25	1	1:39.054	47.673	25.473	25.908		43:12.743
								26	1	1:38.866	47.578	25.390	25.898		44:51.609
								27	1		48.258				



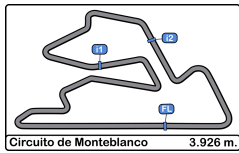


**Monteblando**  
**GT-CET**  
**Carrera 2**  
**Tiempos Por Vuelta**



111						112									
Pablo Yeregui Ybarra						Pedro M. Lourinho Bras									
GPX Daniel Carretero Ortega						CD DAGO GT Cup Miguel Gomez Guillen ESCUDERIA FARAON									
Vta	D	Tiempo	Sector 1	Sector 2	Sector 3	T. Spd	Elapsed	Vta	D	Tiempo	Sector 1	Sector 2	Sector 3	T. Spd	Elapsed
1	1	1:52.786	57.405	28.774	26.607		1:52.786	1	2	1:47.289	54.050		1:47.289		1:47.289
2	1	1:43.119	49.516	26.683	26.920		3:35.905	2	2	1:41.749	49.253	26.165	26.331		3:29.038
3	1	1:41.319	48.458	26.395	26.466		5:17.224	3	2	1:40.942	48.873	26.006	26.063		5:09.980
4	1	1:42.040	48.697	26.667	26.676		6:59.264	4	2	1:39.843	48.112	25.870	25.861		6:49.823
5	1	1:41.417	48.722	26.038	26.657		8:40.681	5	2	1:40.393	48.774	25.601	26.018		8:30.216
6	1	1:42.681	49.523	26.275	26.883		10:23.362	6	2	1:54.347	49.088	25.591	39.668		10:24.563
7	1	1:41.359	48.300	26.411	26.648		12:04.721	7	2	1:42.001	49.161	25.995	26.845		12:06.564
8	1	1:40.729	48.143	26.327	26.259		13:45.450	8	2	1:41.422	48.789	25.764	26.869		13:47.986
9	1	1:40.912	48.362	26.434	26.116		15:26.362	9	2	1:40.418	48.336	25.416	26.666		15:28.404
10	1	1:40.200	48.703	25.650	25.847		17:06.562	10	2	1:40.045	48.264	25.542	26.239		17:08.449
11	1	1:39.727	47.798	25.895	26.034		18:46.289	11	2	1:41.165	48.657	26.277	26.231		18:49.614
12	1	1:46.745 P	47.965	26.118	32.662		20:33.034	12	2	1:40.955	48.395	26.312	26.248		20:30.569
13	2	3:34.246	2:44.241	24.963	25.042		24:07.280	13	2	1:48.947 P	48.992	26.055	33.900		22:19.516
14	2	1:37.061	47.129	24.984	24.948		25:44.341	14	1	3:08.382	2:13.552	27.212	27.618		25:27.898
15	2	1:37.554	46.962	25.055	25.537		27:21.895	15	1	2:40.221 P	1:36.733	30.419	33.069		28:08.119
16	2	1:37.147	46.949	24.990	25.208		28:59.042	16	1	2:56.006	2:01.317	27.587	27.102		31:04.125
17	2	1:36.819	46.830	24.939	25.050		30:35.861	17	1	1:44.020	50.045	26.978	26.997		32:48.145
18	2	1:39.567	46.450	25.922	27.195		32:15.428	18	1	1:45.300	51.062	27.032	27.206		34:33.445
19	2	1:36.990	46.526	25.229	25.235		33:52.418	19	1	1:43.394	49.509	26.796	27.089		36:16.839
20	2	1:36.860	46.761	25.139	24.960		35:29.278	20	1	1:43.050	49.471	26.648	26.931		37:59.889
21	2	1:37.097	46.533	24.935	25.629		37:06.375	21	1	1:43.273	49.530	26.660	27.083		39:43.162
22	2	1:37.365	47.248	24.852	25.265		38:43.740	22	1	1:43.674	49.940	26.834	26.900		41:26.836
23	2	1:38.792	46.536	26.086	26.170		40:22.532	23	1	1:46.702	49.779	28.107	28.816		43:13.538
24	2	1:37.074	46.925	24.949	25.200		41:59.606	24	1	1:43.581	49.787	26.949	26.845		44:57.119
25	2	1:37.369	46.623	25.137	25.609		43:36.975	25	1	1:45.642	51.442	27.265	26.935		46:42.761
26	2	1:36.681	46.621	25.056	25.004		45:13.656	26	1	1:42.813	49.496	26.628	26.689		48:25.574
27	2	1:37.425	46.766	25.558	25.101		46:51.081	27	1	1:44.103	49.510	26.933	27.660		50:09.677
28	2	1:38.742	48.186	25.406	25.150		48:29.823								
29	2	1:39.130	47.061	25.457	26.612		50:08.953								





Monteblando

GT-CET

Carrera 2

Tiempos Por Vuelta



114

Hendrik Van Zoest

PORSCHE 992 GT3 CUP

122

Alejandro Barambio Perea

PORSCHE 992 GT3 CUP

GT Cup

SKUALO COMPETICIÓN

GT Cup

Borja Garcia Menendez

GT CORSE

Vta	D	Tiempo	Sector 1	Sector 2	Sector 3	T. Spd	Elapsed	Vta	D	Tiempo	Sector 1	Sector 2	Sector 3	T. Spd	Elapsed
1		1:44.670	52.644	25.651	26.375		1:44.670	1	1	1:43.871	52.006		1:43.871		1:43.871
2		1:40.059	48.418	25.647	25.994		3:24.729	2	1	1:38.729	47.739	25.323	25.667		3:22.600
3		1:40.148	48.476	25.779	25.893		5:04.877	3	1	1:38.437	47.679	25.273	25.485		5:01.037
4		1:40.226	48.719	25.554	25.953		6:45.103	4	1	1:38.700	47.598	25.395	25.707		6:39.737
5		1:40.527	48.565	25.822	26.140		8:25.630	5	1	1:39.203	48.027	25.497	25.679		8:18.940
6		1:41.242	49.158	26.065	26.019		10:06.872	6	1	1:40.204	48.201	25.847	26.156		9:59.144
7		1:41.104	48.856	25.969	26.279		11:47.976	7	1	1:39.138	48.172	25.343	25.623		11:38.282
8		1:41.011	48.810	25.773	26.428		13:28.987	8	1	1:41.146	48.872	25.943	26.331		13:19.428
9		1:39.863	48.299	25.765	25.799		15:08.850	9	1	1:43.642	49.632	26.588	27.422		15:03.070
10		1:39.474	48.226	25.568	25.680		16:48.324	10	1	1:43.050	50.098	26.241	26.711		16:46.120
11		1:40.122	48.191	25.836	26.095		18:28.446	11	1	1:45.545	51.242	26.599	27.704		18:31.665
12		1:40.097	48.248	25.891	25.958		20:08.543	12	1	1:52.929 P	51.962		2:20.633		20:24.594
13		1:41.808	49.979	25.881	25.948		21:50.351	13	2	3:24.624	2:31.463	26.403	26.758		23:49.218
14		1:48.247 P	48.324	26.039	33.884		23:38.598	14	2	1:44.223	50.923	26.734	26.566		25:33.441
15		3:15.900	2:08.574	40.306	27.020		26:54.498	15	2	1:46.862	51.503	27.634	27.725		27:20.303
16		1:41.459	48.761		2:08.479		28:35.957	16	2	1:47.848	52.829	27.127	27.892		29:08.151
17		1:40.124	48.056	25.919	26.149		30:16.081	17	2	1:48.786	53.585	27.454	27.747		30:56.937
18		1:40.287	48.723	25.577	25.987		31:56.368	18	2	1:50.321	53.962	28.169	28.190		32:47.258
19		1:40.568	48.449	25.984	26.135		33:36.936	19	2	1:54.761	55.135	30.335	29.291		34:42.019
20		1:41.198	48.501	26.567	26.130		35:18.134	20	2	1:53.792	55.495	28.698	29.599		36:35.811
21		1:41.228	48.401	26.302	26.525		36:59.362	21	2	1:57.058	57.184	30.485	29.389		38:32.869
22		1:41.655	48.586	26.018	27.051		38:41.017	22	2	2:00.929	1:00.568	30.446	29.915		40:33.798
23		1:41.710	48.774	26.299	26.637		40:22.727	23	2	2:00.573	59.101	30.793	30.679		42:34.371
24		1:40.636	48.496	25.985	26.155		42:03.363	24	2	2:03.969	1:01.365	31.934	30.670		44:38.340
25		1:40.686	48.004	26.178	26.504		43:44.049	25	2	2:13.518	1:05.802	35.192	32.524		46:51.858
26		1:41.440	48.663	26.251	26.526		45:25.489	26	2	2:11.686	1:04.917	33.634	33.135		49:03.544
27		1:42.149	48.990	26.428	26.731		47:07.638	27	2	2:10.862	1:03.629	33.915	33.318		51:14.406
28		1:43.132	49.774	26.531	26.827		48:50.770								
29		1:42.950	49.280	26.346	27.324		50:33.720								

120

Jon Aizpurua Saenz

LIGIER JS2R

GPX

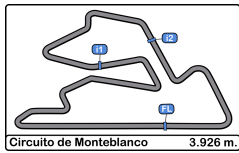
Miguel Angel Romero

ESCUADERIA LA CORUÑA

Vta	D	Tiempo	Sector 1	Sector 2	Sector 3	T. Spd	Elapsed
1	2	1:54.348	58.107	28.332	27.909		1:54.348
2	2	1:46.660	51.762	27.298	27.600		3:41.008
3	2	1:45.664	51.286	26.858	27.520		5:26.672
4	2	1:46.691	51.285	27.520	27.886		7:13.363
5	2	1:48.772	52.710	28.000	28.062		9:02.135
6	2	1:51.072	54.121	28.487	28.464		10:53.207
7	2	1:50.230	54.586	27.629	28.015		12:43.437
8	2	1:48.683	53.433	27.425	27.825		14:32.120
9	2	1:49.301	53.896	27.648	27.757		16:21.421
10	2	1:49.548	53.951	27.934	27.663		18:10.969
11	2	1:51.968	53.877	28.211	29.880		20:02.937
12	2	1:51.704	55.499		2:21.584		21:54.641
13	2	2:01.347 P	54.378	28.398	38.571		23:55.988
14	1	6:49.612 P	5:03.285	50.407	55.920		30:45.600
15	1	6:41.044 P	4:36.624		7:36.964		37:26.644
16	1	10:41.501 P	8:35.787		18:18.465		48:08.145





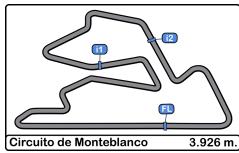


**Monteblanco**  
**GT-CET**  
**Carrera 2**  
**Tiempos Por Vuelta**



133							135								
Ángel Santos Avasle							LIGIER JS2R								
GT4							GT Cup								
Mikkel Kristensen Illan							Dieter Svepes								
ESCUDERIA LA CORUÑA							RACAR MOTORSPORT								
Vta	D	Tiempo	Sector 1	Sector 2	Sector 3	T. Spd	Elapsed	Vta	D	Tiempo	Sector 1	Sector 2	Sector 3	T. Spd	Elapsed
1	2	1:53.881	56.791	28.853	28.237		1:53.881	1	1	1:45.950	50.944	25.529	29.477		1:45.950
2	2	1:46.541	51.691	27.265	27.585		3:40.422	2	1	1:39.942	48.416	25.603	25.923		3:25.892
3	2	1:45.790	51.142	27.041	27.607		5:26.212	3	1	1:39.448	48.304	25.321	25.823		5:05.340
4	2	1:47.039	51.271	27.695	28.073		7:13.251	4	1	1:38.775	47.522	25.460	25.793		6:44.115
5	2	1:47.120	52.390	27.177	27.553		9:00.371	5	1	1:44.140	53.055	25.169	25.916		8:28.255
6	2	1:46.281	51.217	27.501	27.563		10:46.652	6	1	1:39.873	47.814	26.180	25.879		10:08.128
7	2	1:45.593	51.191	27.138	27.264		12:32.245	7	1	1:39.961	47.966	26.086	25.909		11:48.089
8	2	1:45.669	51.314	26.976	27.379		14:17.914	8	1	1:40.008	47.962		2:05.917		13:28.097
9	2	1:45.517	50.962	27.148	27.407		16:03.431	9	1	1:38.628	47.619	25.324	25.685		15:06.725
10	2	1:45.745	51.317	27.061	27.367		17:49.176	10	1	1:39.547	48.098	25.518	25.931		16:46.272
11	2	1:45.496	51.339	26.968	27.189		19:34.672	11	1	1:38.682	47.402	25.496	25.784		18:24.954
12	2	1:45.433	51.107	26.990	27.336		21:20.105	12	1	1:39.442	47.790	25.817	25.835		20:04.396
13	2	1:46.767	51.270	27.373	28.124		23:06.872	13	1	1:43.693 P	47.721	25.663	30.309		21:48.089
14	2	1:49.791 P	50.993	27.084	31.714		24:56.663	14	2	3:30.930	2:40.247	25.313	25.370		25:19.019
15	1	3:26.503	2:30.183	28.016	28.304		28:23.166	15	2	1:38.107	47.233	25.236	25.638		26:57.126
16	1	1:47.668	52.303		2:15.972		30:10.834	16	2	1:38.557	47.260	25.419	25.878		28:35.683
17	1	1:46.993	51.590	27.435	27.968		31:57.827	17	2	1:39.027	47.427	25.605	25.995		30:14.710
18	1	1:45.217	51.095	26.948	27.174		33:43.044	18	2	1:38.671	47.662	25.246	25.763		31:53.381
19	1	1:45.170	50.813	27.046	27.311		35:28.214	19	2	1:38.268	47.451	25.170	25.647		33:31.649
20	1	1:45.754	51.087	27.099	27.568		37:13.968	20	2	1:37.697	47.076	25.195	25.426		35:09.346
21	1	1:45.350	51.192	26.812	27.346		38:59.318	21	2	1:38.727	47.859	25.342	25.526		36:48.073
22	1	1:45.828	51.128	26.803	27.897		40:45.146	22	2	1:38.767	47.760	25.354	25.653		38:26.840
23	1	1:46.161	50.951	27.634	27.576		42:31.307	23	2	1:37.825	47.068	25.233	25.524		40:04.665
24	1	1:44.708	50.671	26.762	27.275		44:16.015	24	2	1:38.009	47.256	25.225	25.528		41:42.674
25	1	1:45.760	51.473	27.058	27.229		46:01.775	25	2	1:38.288	47.303	25.313	25.672		43:20.962
26	1	1:45.525	51.147	26.927	27.451		47:47.300	26	2	1:37.653	47.094	25.203	25.356		44:58.615
27	1	1:45.659	50.906	26.941	27.812		49:32.959	27	2	1:38.847	47.647	25.555	25.645		46:37.462
28	1	1:48.179	52.578	27.394	28.207		51:21.138	28	2	1:38.243	47.363	25.369	25.511		48:15.705
								29	2	1:38.173	47.130	25.442	25.601		49:53.878





Monteblando

GT-CET

Carrera 2

Tiempos Por Vuelta

**GT-CET**  
CAMPEONATO DE ESPAÑA

170

Agustin Sanabria Crespo

KTM GT4

181

Jan Schidlof Marek

MCLAREN ARTURA GT4

GT4

ESCUDERIA FARAON

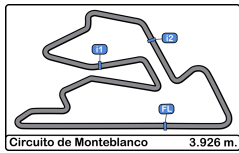
GT4

Francesc Guitierrez Agüi

ESCUDERIA BAIX EMPORDÀ

Vta	D	Tiempo	Sector 1	Sector 2	Sector 3	T. Spd	Elapsed	Vta	D	Tiempo	Sector 1	Sector 2	Sector 3	T. Spd	Elapsed
1		1:57.875	1:03.174	27.213	27.488		1:57.875	1	1	1:51.196	55.609	27.916	27.671		1:51.196
2		1:51.241	55.362	27.960	27.919		3:49.116	2	1	1:48.217	52.399	27.898	27.920		3:39.413
3		1:50.109	53.605	27.728	28.776		5:39.225	3	1	1:46.243	51.068	27.708	27.467		5:25.656
4		1:53.076	54.008	30.550	28.518		7:32.301	4	1	1:47.365	51.254	27.946	28.165		7:13.021
5		1:49.687	53.738	27.723	28.226		9:21.988	5	1	1:49.775	52.962	28.023	28.790		9:02.796
6		1:53.840	54.993	29.743	29.104		11:15.828	6	1	1:46.573	51.487	27.460	27.626		10:49.369
7		1:58.888	58.706	30.042	30.140		13:14.716	7	1	1:45.842	51.083	27.267	27.492		12:35.211
8		1:53.679	55.031	29.214	29.434		15:08.395	8	1	1:45.809	51.010	27.144	27.655		14:21.020
9		1:57.782	58.628	30.290	28.864		17:06.177	9	1	1:45.563	50.739	27.444	27.380		16:06.583
10		1:55.708	58.838	28.314	28.556		19:01.885	10	1	1:45.973	51.382	27.212	27.379		17:52.556
11		1:51.609	53.927	28.408	29.274		20:53.494	11	1	1:46.037	51.285	27.357	27.395		19:38.593
12		2:06.547 P	58.570	29.482	38.495		23:00.041	12	1	1:46.918	50.759		2:14.313		21:25.511
13		3:28.887	2:32.160	28.041	28.686		26:28.928	13	1	1:51.154 P	51.057	27.598	32.499		23:16.665
14		1:53.455	55.693	28.483	29.279		28:22.383	14	2	3:43.365	2:49.263	27.068	27.034		27:00.030
15		1:51.266	55.423	27.889	27.954		30:13.649	15	2	1:45.222	50.368	27.151	27.703		28:45.252
16		1:48.618	53.477	27.334	27.807		32:02.267	16	2	1:45.285	50.942	27.199	27.144		30:30.537
17		1:48.721	52.962	27.528	28.231		33:50.988	17	2	1:46.524	50.570	26.940	29.014		32:17.061
18		2:02.178	59.657	33.878	28.643		35:53.166	18	2	1:44.456	50.320	26.902	27.234		34:01.517
19		1:52.529	54.473	29.439	28.617		37:45.695	19	2	1:44.062	50.069	26.830	27.163		35:45.579
20		1:58.998	1:00.141	29.491	29.366		39:44.693	20	2	1:44.197	50.257	26.879	27.061		37:29.776
21		1:58.094	59.833	29.595	28.666		41:42.787	21	2	1:44.006	50.179	26.643	27.184		39:13.782
22		1:55.743	56.576	30.322	28.845		43:38.530	22	2	1:43.617	49.967	26.598	27.052		40:57.399
23		1:58.470	57.705	30.398	30.367		45:37.000	23	2	1:45.494	50.117	27.728	27.649		42:42.893
24		1:56.338	55.489	31.277	29.572		47:33.338	24	2	1:45.029	50.412	26.836	27.781		44:27.922
25		1:57.946	56.790	30.257	30.899		49:31.284	25	2	1:43.897	50.213	26.784	26.900		46:11.819
26		2:01.260	1:00.917	30.372	29.971		51:32.544	26	2	1:43.865	49.977	26.716	27.172		47:55.684
								27	2	1:43.885	50.197	26.640	27.048		49:39.569
								28	2	1:44.302	50.375	26.708	27.219		51:23.871





Montebianco

GT-CET

Carrera 2

Tiempos Por Vuelta

**GT-CET**  
CAMPEONATO DE ESPAÑA

199

José Barros

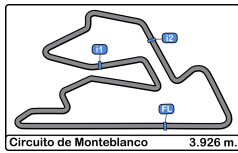
PORSCHE 992 GT3 CUP

GT Cup

VELOSO MOTORSPORT

Vta	D	Tiempo	Sector 1	Sector 2	Sector 3	T. Spd	Elapsed
1		1:42.312	50.293	25.763	26.256		1:42.312
2		1:39.046	47.895	25.391	25.760		3:21.358
3		1:38.274	47.526	25.185	25.563		4:59.632
4		1:38.641	47.433		2:04.204		6:38.273
5		1:38.249	47.350		3:42.453		8:16.522
6		1:38.536	47.725	25.325	25.486		9:55.058
7		1:39.160	47.472	25.233	26.455		11:34.218
8		1:38.713	47.519	25.313	25.881		13:12.931
9		1:38.316	47.305		2:04.197		14:51.247
10		1:37.924	47.212	25.132	25.580		16:29.171
11		1:38.549	47.204		2:04.129		18:07.720
12		1:39.110	48.222		3:43.239		19:46.830
13		1:38.527	47.343	25.308	25.876		21:25.357
14		1:44.446 P	47.312	25.735	31.399		23:09.803
15		3:29.240	2:37.730	25.826	25.684		26:39.043
16		1:38.953	47.674	25.585	25.694		28:17.996
17		1:39.223	47.470	26.073	25.680		29:57.219
18		1:38.393	47.479	25.335	25.579		31:35.612
19		1:38.656	47.551	25.445	25.660		33:14.268
20		1:38.751	47.522	25.568	25.661		34:53.019
21		1:39.313	48.116	25.436	25.761		36:32.332
22		1:38.748	47.688	25.315	25.745		38:11.080
23		1:38.842	47.627	25.509	25.706		39:49.922
24		1:38.635	47.328		2:04.341		41:28.557
25		1:38.995	48.066	25.333	25.596		43:07.552
26		1:39.222	47.464	25.625	26.133		44:46.774
27		1:39.166	47.577	25.691	25.898		46:25.940
28		1:38.501	47.417	25.262	25.822		48:04.441
29		1:40.109	48.298	25.619	26.192		49:44.550





# Monteblando

## GT-CET

### Carrera 2

#### Análisis



Num	Tiempo Vta.	Dif 1º
<b>Vta 18</b>		
199	1:38.393	
100	1:39.138	03.984
135	1:38.671	17.769
114	1:40.287	20.756
133	1:46.993	1 Lap
170	1:48.618	2 Laps
111	1:39.567	39.816
181	1:46.524	1 Lap
36	2:08.710	3 Laps
18	3:43.363	2 Laps
9	1:56.905	3 Laps
122	1:50.321	1:11.646
112	1:44.020	1 Lap
66	1:55.611	2 Laps

Num	Tiempo Vta.	Dif 1º
<b>Vta 19</b>		
199	1:38.656	
100	1:38.645	03.973
135	1:38.268	17.381
114	1:40.568	22.668
133	1:45.217	1 Lap
170	1:48.721	2 Laps
111	1:36.990	38.150
181	1:44.456	1 Lap
36	2:00.887	3 Laps
112	1:45.300	1 Lap
122	1:54.761	1:27.751
9	2:00.031	3 Laps
18	2:01.627	2 Laps

Num	Tiempo Vta.	Dif 1º
<b>Vta 20</b>		
199	1:38.751	
100	1:39.326	04.548
66	1:55.315	3 Laps
135	1:37.697	16.327
114	1:41.198	25.115
133	1:45.170	1 Lap
111	1:36.860	36.259
181	1:44.062	1 Lap
170	2:02.178	2 Laps
112	1:43.394	1 Lap
36	2:02.041	3 Laps

Num	Tiempo Vta.	Dif 1º
<b>Vta 21</b>		
199	1:39.313	
122	1:53.792	1 Lap
100	1:38.971	04.206
9	1:59.858	4 Laps
18	2:00.693	3 Laps
135	1:38.727	15.741
114	1:41.228	27.030
66	1:55.444	3 Laps
111	1:37.097	34.043
133	1:45.754	1 Lap
120	6:41.044	6 Laps

Num	Tiempo Vta.	Dif 1º
181	1:44.197	1 Lap
170	1:52.529	2 Laps
112	1:43.050	1 Lap
<b>Num Tiempo Vta. Dif 1º</b>		
<b>Vta 22</b>		
199	1:38.748	
100	1:38.874	04.332
36	2:02.732	4 Laps
135	1:38.767	15.760
122	1:57.058	1 Lap
114	1:41.655	29.937
111	1:37.365	32.660
18	2:00.028	3 Laps
9	2:01.437	4 Laps
66	1:56.233	3 Laps
133	1:45.350	1 Lap
181	1:44.006	1 Lap
112	1:43.273	1 Lap
170	1:58.998	2 Laps

Num	Tiempo Vta.	Dif 1º
<b>Vta 23</b>		
199	1:38.842	
100	1:39.073	04.563
135	1:37.825	14.743
111	1:38.792	32.610
114	1:41.710	32.805
36	2:00.915	4 Laps
122	2:00.929	1 Lap
133	1:45.828	1 Lap
9	2:00.292	4 Laps
18	2:01.500	3 Laps
66	1:55.607	3 Laps
181	1:43.617	1 Lap
112	1:43.674	1 Lap

Num	Tiempo Vta.	Dif 1º
<b>Vta 24</b>		
199	1:38.635	
100	1:39.204	05.132
135	1:38.009	14.117
170	1:58.094	3 Laps
111	1:37.074	31.049
114	1:40.636	34.806
36	1:59.665	4 Laps
133	1:46.161	1 Lap
122	2:00.573	1 Lap
181	1:45.494	1 Lap
18	1:59.790	3 Laps
9	2:03.321	4 Laps
66	1:56.200	3 Laps

Num	Tiempo Vta.	Dif 1º
<b>Vta 25</b>		
199	1:38.995	
100	1:39.054	05.191
112	1:46.702	2 Laps
135	1:38.288	13.410
111	1:37.369	29.423

Num	Tiempo Vta.	Dif 1º
170	1:55.743	3 Laps
114	1:40.686	36.497
133	1:44.708	1 Lap
181	1:45.029	1 Lap
36	2:04.288	4 Laps
122	2:03.969	1 Lap
66	1:56.328	3 Laps
18	2:00.612	3 Laps

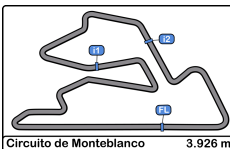
Num	Tiempo Vta.	Dif 1º
<b>Vta 26</b>		
199	1:39.222	
100	1:38.866	04.835
9	2:03.998	5 Laps
112	1:43.581	2 Laps
135	1:37.653	11.841
111	1:36.681	26.882
114	1:41.440	38.715
170	1:58.470	3 Laps
133	1:45.760	1 Lap
181	1:43.897	1 Lap

Num	Tiempo Vta.	Dif 1º
<b>Vta 27</b>		
199	1:39.166	
36	2:03.884	5 Laps
135	1:38.847	11.522
112	1:45.642	2 Laps
66	1:57.432	4 Laps
18	1:59.167	4 Laps
111	1:37.425	25.141
122	2:13.518	2 Laps
9	2:05.650	5 Laps
114	1:42.149	41.698
170	1:56.338	3 Laps
133	1:45.525	1 Lap
181	1:43.865	1 Lap

Num	Tiempo Vta.	Dif 1º
<b>Vta 28</b>		
199	1:38.501	
120	10:41.501	12 Laps
135	1:38.243	11.264
112	1:42.813	2 Laps
111	1:38.742	25.382
66	1:56.290	4 Laps
18	1:58.675	4 Laps
36	2:13.844	5 Laps
114	1:43.132	46.329
9	2:02.228	5 Laps
122	2:11.686	2 Laps
170	1:57.946	3 Laps
133	1:45.659	1 Lap
181	1:43.885	1 Lap

Num	Tiempo Vta.	Dif 1º
<b>Vta 29</b>		
199	1:40.109	
135	1:38.173	09.328
111	1:39.130	24.403



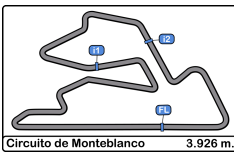


**Monteblanco**  
**GT-CET**  
**Carrera 2**  
**Mejores Sectores**



Sector - 1			Sector - 2			Sector - 3			Vta. Ideal vs Vta. Mejor		
Clas	Nº Piloto	Tiempo	Nº Piloto	Tiempo	Nº Piloto	Tiempo	Clas	Nº Piloto	Vta. Ideal	Vta. Mejor	Clas
1	111 Yeregui - Carretero	46.450	111 Yeregui - Carretero	24.852	111 Yeregui - Carretero	24.948	1	111 Yeregui - Carretero	1:36.250	1:36.681	1
2	135 Martins - Svepes	47.068	199 José Barros	25.132	135 Martins - Svepes	25.356	2	135 Martins - Svepes	1:37.593	1:37.653	2
3	199 José Barros	47.204	135 Martins - Svepes	25.169	122 Barambio - Garcia	25.485	3	199 José Barros	1:37.822	1:37.924	3
4	100 Bras - Gonzalez	47.417	122 Barambio - Garcia	25.273	199 José Barros	25.486	4	122 Barambio - Garcia	1:38.356	1:38.437	4
5	122 Barambio - Garcia	47.598	100 Bras - Gonzalez	25.314	114 Hendrik Van Zoest	25.680	5	100 Bras - Gonzalez	1:38.428	1:38.645	5
6	114 Hendrik Van Zoest	48.004	112 Lourinho - Gomez	25.416	100 Bras - Gonzalez	25.697	6	114 Hendrik Van Zoest	1:39.238	1:39.474	6
7	112 Lourinho - Gomez	48.112	114 Hendrik Van Zoest	25.554	112 Lourinho - Gomez	25.861	7	112 Lourinho - Gomez	1:39.389	1:39.843	7
8	181 Schidlof - Guitierrez	49.967	181 Schidlof - Guitierrez	26.598	181 Schidlof - Guitierrez	26.900	8	181 Schidlof - Guitierrez	1:43.465	1:43.617	8
9	133 Santos - Kristensen	50.671	133 Santos - Kristensen	26.762	133 Santos - Kristensen	27.174	9	133 Santos - Kristensen	1:44.607	1:44.708	9
10	120 Aizpurua - Romero	51.285	120 Aizpurua - Romero	26.858	170 Agustin Sanabria Crespo	27.488	10	120 Aizpurua - Romero	1:45.663	1:45.664	10
11	170 Agustin Sanabria Crespo	52.962	170 Agustin Sanabria Crespo	27.213	120 Aizpurua - Romero	27.520	11	170 Agustin Sanabria Crespo	1:47.663	1:48.618	11
12	6 Cañizares - Menkes	53.442	6 Cañizares - Menkes	28.411	6 Cañizares - Menkes	28.934	12	6 Cañizares - Menkes	1:50.787	1:52.022	12
13	18 Lopez - Rodriguez	55.656	18 Lopez - Rodriguez	29.319	18 Lopez - Rodriguez	29.717	13	18 Lopez - Rodriguez	1:54.692	1:54.763	13
14	36 Alvarez - Santos	55.703	66 Laurent Puitgmal	29.355	66 Laurent Puitgmal	29.780	14	66 Laurent Puitgmal	1:54.979	1:55.140	14
15	66 Laurent Puitgmal	55.844	9 Albors - Lopez	30.094	9 Albors - Lopez	29.996	15	36 Alvarez - Santos	1:56.154	1:57.205	16
16	9 Albors - Lopez	56.815	36 Alvarez - Santos	30.397	36 Alvarez - Santos	30.054	16	9 Albors - Lopez	1:56.905	1:56.905	15



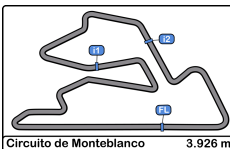


Monteblanco  
GT-CET  
Carrera 2  
Secuencia Líder

**GT-CET**  
CAMPEONATO DE ESPAÑA

Nº	Equipo/Concursante	Piloto 1	Piloto 2	Vehículo	Cat	Vta. Inicio	Vta. Fin	Vtas.	Total Vtas.
199	VELOSO MOTORSPORT	José Barros		PORSCHE 992 GT3 CUP	GT Cup	1	29	29	29





Monteblanco

GT-CET

Carrera 2

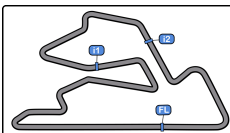
5 Mejores Tiempos

**GT-CET**  
CAMPEONATO DE ESPAÑA

Cl	Nº	Equipo/Concursante	Piloto 1	Piloto 2	Vehiculo	Cat	Cl	Mejor 1		Mejor 2		Mejor 3		Mejor 4		Mejor 5	
								Tiempo	Vta	Tiempo	Vta	Tiempo	Vta	Tiempo	Vta	Tiempo	Vta
1	111	CD DAGO	<b>Pablo Yeregui Ybarra</b>	Daniel Carretero Ortega	AUDI R8	GPX	1	<b>1:36.681</b>	26	1:36.819	17	1:36.860	20	1:36.990	19	1:37.061	14
2	135	RACAR MOTORSPORT	<b>Leandro Martins</b>	Dieter Svepes	PORSCHE 992 GT3 CUP	GT Cup	1	<b>1:37.653</b>	26	1:37.697	20	1:37.825	23	1:38.009	24	1:38.107	15
3	199	VELOSO MOTORSPORT	José Barros		PORSCHE 992 GT3 CUP	GT Cup	2	<b>1:37.924</b>	10	1:38.249	5	1:38.274	3	1:38.316	9	1:38.393	18
4	122	GT CORSE	<b>Alejandro Barambio Perea</b>	Borja Garcia Menendez	PORSCHE 992 GT3 CUP	GT Cup	3	<b>1:38.437</b>	3	1:38.700	4	1:38.729	2	1:39.138	7	1:39.203	5
5	100	ESCUADERIA FARAON	Pablo V. Bras Silvero	<b>Fernando Gonzalez Gonzalez</b>	PORSCHE 992 GT3 CUP	GT Cup	4	<b>1:38.645</b>	19	1:38.740	15	1:38.866	26	1:38.874	22	1:38.971	21
6	114	SKUALO COMPETICIÓN	Hendrik Van Zoest	JF	PORSCHE 992 GT3 CUP	GT Cup	5	<b>1:39.474</b>	10	1:39.863	9	1:40.059	2	1:40.097	12	1:40.122	11
7	112	ESCUADERIA FARAON	Pedro M. Lourinho Bras	<b>Miguel Gomez Guillen</b>	PORSCHE 992 GT3 CUP	GT Cup	6	<b>1:39.843</b>	4	1:40.045	10	1:40.393	5	1:40.418	9	1:40.942	3
8	181	ESCUADERIA BAIX EMPORDÀ	<b>Jan Schidlof Marek</b>	JF Francesc Guitierrez Agüi	MCLAREN ARTURA GT4	GT4	1	<b>1:43.617</b>	22	1:43.865	26	1:43.885	27	1:43.897	25	1:44.006	21
9	133	ESCUADERIA LA CORUÑA	Ángel Santos Avalle	<b>Mikkel Kristensen Illan</b>	LIGIER JS2R	GT4	2	<b>1:44.708</b>	24	1:45.170	19	1:45.217	18	1:45.350	21	1:45.433	12
10	120	ESCUADERIA LA CORUÑA	Jon Aizpurua Saenz	JF <b>Miguel Angel Romero</b>	LIGIER JS2R	GPX	2	<b>1:45.664</b>	3	1:46.660	2	1:46.691	4	1:48.683	8	1:48.772	5
11	170	ESCUADERIA FARAON	Agustin Sanabria Crespo		KTM GT4	GT4	3	<b>1:48.618</b>	16	1:48.721	17	1:49.687	5	1:50.109	3	1:51.241	2
12	6	RX PRO RACING	Manuel Cañizares Tortosa	JR <b>Marcos Menkes Campelo</b>	JR PEUGEOT 308 RACING CUP	D1	1	<b>1:52.022</b>	2	2:04.690	1	2:14.167	3	2:22.874	4	2:24.972	5
13	18	C.D.PLEMAR SPORT	Jose Luis Lopez Valdivielso	JF <b>Alvaro Rodriguez Sastre</b>	RENAULT CLIO CUP IV	D3	1	<b>1:54.763</b>	10	1:54.833	13	1:54.853	8	1:54.971	3	1:54.984	11
14	66	MOTOR CLUB SABADELL	Laurent Puitgmal		RENAULT CLIO CUP IV	D3	2	<b>1:55.140</b>	4	1:55.289	10	1:55.293	14	1:55.310	7	1:55.315	17
15	9	BALBOR MOTORSPORT C.A.	<b>Jose Luis Albors Aleixandre</b>	JF German Lopez Balboa	RENAULT CLIO CUP IV	D3	3	<b>1:56.905</b>	15	1:58.228	4	1:58.318	14	1:58.646	5	1:58.687	8
16	36	UCAV RACING	Carlos Alvarez Sindin	JF <b>José Santos Pérez</b>	SEAT LEON SUPERCOPA MK2	D1	2	<b>1:57.205</b>	12	1:58.403	4	1:58.414	6	1:58.646	8	1:58.718	11







Monteblanco

GT-CET

Carrera 2

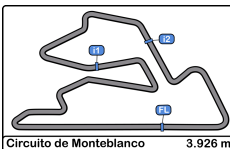
Secuencia Vueltas Rápidas

Circuito de Monteblanco 3.926 m.

**GT-CET**  
CAMPEONATO DE ESPAÑA

Vta	Hora Día	Tiempo Sesión	Nº Equipo/Concursante	Piloto 1	Piloto 2	Vehículo	Cat	Tiempo	Km/h
2	16:41:35.288	3:21.288	199 VELOSO MOTORSPORT	José Barros		PORSCHE 992 GT3 CUP	GT Cup	1:39.046	142.6
2	16:41:36.530	3:22.530	122 GT CORSE	<u>Alejandro Barambio Perea</u>	Borja Garcia Menendez	PORSCHE 992 GT3 CUP	GT Cup	1:38.729	143.1
3	16:43:13.562	4:59.562	199 VELOSO MOTORSPORT	José Barros		PORSCHE 992 GT3 CUP	GT Cup	1:38.274	143.8
5	16:46:30.452	8:16.452	199 VELOSO MOTORSPORT	José Barros		PORSCHE 992 GT3 CUP	GT Cup	1:38.249	143.8
10	16:54:43.101	16:29.101	199 VELOSO MOTORSPORT	José Barros		PORSCHE 992 GT3 CUP	GT Cup	1:37.924	144.3
14	17:03:58.271	25:44.271	111 CD DAGO	<u>Pablo Yeregui Ybarra</u>	Daniel Carretero Ortega	AUDI R8	GPX	1:37.061	145.6
17	17:08:49.791	30:35.791	111 CD DAGO	<u>Pablo Yeregui Ybarra</u>	Daniel Carretero Ortega	AUDI R8	GPX	1:36.819	145.9
26	17:23:27.586	45:13.586	111 CD DAGO	<u>Pablo Yeregui Ybarra</u>	Daniel Carretero Ortega	AUDI R8	GPX	1:36.681	146.1





Monteblanco

GT-CET

Carrera 2

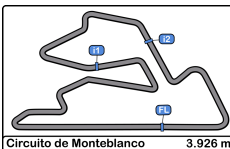
Cuentavueltas

**GT-CET**  
CAMPEONATO DE ESPAÑA

**VTA**

Nr	Po	Grid	1	2	3	4	5	6	7	8	9	10	11	12	13	14	15	16	17	18	19	20	21	22	23	24	25	26	27	28	29
135	<b>1</b>	135	199	199	199	199	199	199	199	199	199	199	199	199	199	199	199	199	199	199	199	199	199	199	199	199	199	199	199	199	
122	<b>2</b>	122	122	122	122	122	122	122	122	122	122	122	135	135	135	114	100	100	100	100	100	100	100	100	100	100	100	100	135	135	135
199	<b>3</b>	199	114	114	114	135	114	114	114	135	135	135	114	114	114	133	114	135	135	135	135	135	135	135	135	135	135	135	111	111	111
100	<b>4</b>	100	100	100	135	114	100	100	135	114	114	114	100	100	112	100	135	114	114	114	114	114	114	114	111	111	111	111	114	114	114
111	<b>5</b>	111	135	135	100	100	135	135	100	100	100	100	122	122	133	135	122	111	111	111	111	111	111	111	114	114	114	114	133	133	
114	<b>6</b>	114	112	112	112	112	112	111	111	111	111	111	111	112	181	112	111	122	122	122	122	122	122	122	133	133	133	133	181	181	
112	<b>7</b>	112	181	111	111	111	111	112	112	112	112	112	112	111	100	122	112	133	133	133	133	133	133	133	122	181	181	181	112		
191	<b>8</b>	191	111	181	181	181	133	133	133	133	133	133	133	133	122	111	133	181	181	181	181	181	181	181	181	122	112	112	122		
181	<b>9</b>	181	133	133	133	133	120	181	181	181	181	181	181	181	120	18	181	112	112	112	112	112	112	112	112	112	122	122			
170	<b>10</b>	170	120	120	120	120	181	120	120	120	120	120	120	120	111	181	18	170	170	170	170	170	170	170	170	170	170	170	170		
120	<b>11</b>	120	170	170	170	170	170	170	170	170	170	170	170	170	18	170	170	18	18	18	18	18	18	66	66	66	66				
133	<b>12</b>	133	18	18	18	18	18	18	18	18	18	18	18	18	36	66	66	66	66	66	66	66	66	66	18	18	18	18			
36	<b>13</b>	36	6	6	66	66	66	66	66	66	66	66	66	66	36	170	36	36	36	36	36	36	36	36	36	36	36				
18	<b>14</b>	18	9	66	9	9	9	9	9	9	9	36	36	66	66	120	9	9	9	9	9	9	9	9	9	9					
66	<b>15</b>	66	66	9	36	36	36	36	36	36	36	9	9	9	9	9	120	120													
9	<b>16</b>	9	36	36	6	6	6	6	6	6	6	6																			
6	<b>17</b>	6																													





Monteblanco

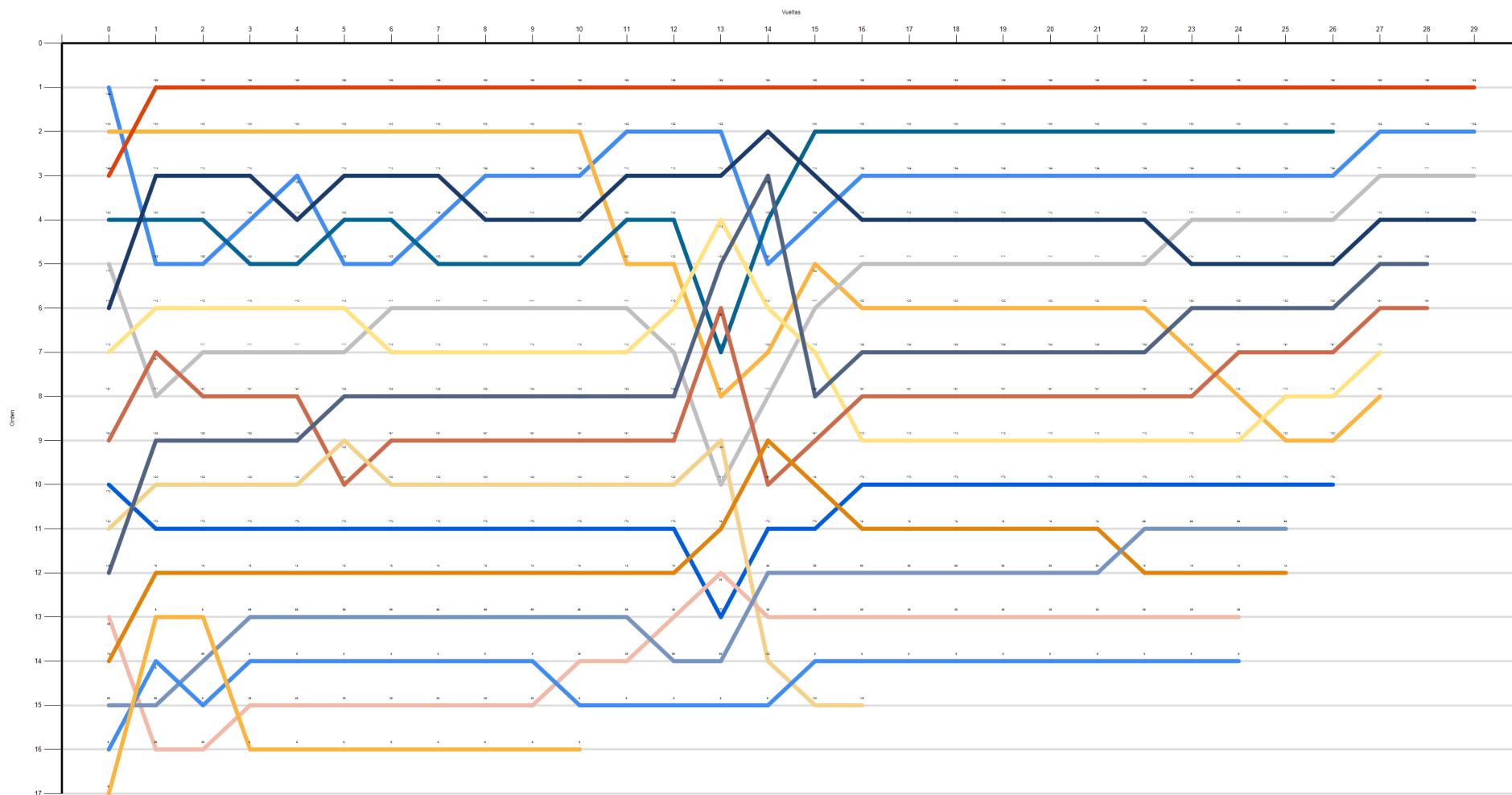
GT-CET

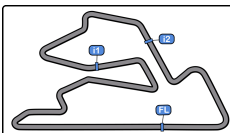
Carrera 2

Cuentavueltas Gráfico

**GT-CET**  
CAMPEONATO DE ESPAÑA

- 136
- 122
- 199
- 100
- 114
- 112
- 191
- 170
- 120
- 133
- 36
- 26
- 16
- 8





Monteblanco

GT-CET

Carrera 2

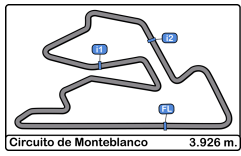
Tiempos Parada en Pit

Circuito de Monteblanco 3.926 m.

GT-CET  
CAMPEONATO DE ESPAÑA

Ord	Nr.	In Day Time	Equipo/Concursante	Piloto 1	Piloto 2	Vehiculo	Cat	Tiempo Entrada	Parada N°	Tiempo Box	Handicap	Diff.
1	100	16:58:26.325	ESCUADERIA FARAON	Pablo V. Bras Silvero	<b>Fernando Gonzalez Gonzalez</b>	PORSCHE 992 GT3 CUP	GT Cu	20:12.395	1	1:30.199	1:30	
2	122	16:58:36.214	GT CORSE	<b>Alejandro Barambio Perea</b>	Borja Garcia Menendez	PORSCHE 992 GT3 CUP	GT Cu	20:22.284	1	1:42.899	1:40	
3	111	16:58:44.292	CD DAGO	<b>Pablo Yeregui Ybarra</b>	Daniel Carretero Ortega	AUDI R8	GPX	20:30.363	1	2:00.303	1:55	
4	66	16:59:44.785	MOTOR CLUB SABADELL	Laurent Puitgmal		RENAULT CLIO CUP IV	D3	21:30.855	1	1:59.371	1:55	
5	135	16:59:59.566	RACAR MOTORSPORT	<b>Leandro Martins</b>	Dieter Svepes	PORSCHE 992 GT3 CUP	GT Cu	21:45.636	1	1:55.202	1:55	
6	9	17:00:25.165	BALBOR MOTORSPORT C.A.	<b>Jose Luis Albors Aleixandre</b>	JF German Lopez Balboa	RENAULT CLIO CUP IV	D3	22:11.235	1	1:35.709	1:30	
7	112	17:00:31.168	ESCUADERIA FARAON	Pedro M. Lourinho Bras	<b>Miguel Gomez Guillen</b>	PORSCHE 992 GT3 CUP	GT Cu	22:17.239	1	1:26.719	1:20	
8	170	17:01:11.591	ESCUADERIA FARAON	Agustin Sanabria Crespo		KTM GT4	GT4	22:57.661	1	1:42.115	1:35	
9	199	17:01:21.371	VELOSO MOTORSPORT	José Barros		PORSCHE 992 GT3 CUP	GT Cu	23:07.441	1	1:52.789	1:50	
10	181	17:01:28.327	ESCUADERIA BAIX EMPORDÀ	<b>Jan Schidlof Marek</b>	JF Francesc Guitierrez Agüi	MCLAREN ARTURA GT4	GT4	23:14.397	1	2:00.138	1:55	
11	6	17:01:49.201	RX PRO RACING	Manuel Cañizares Tortosa	JR <b>Marcos Menkes Campelo</b>	PEUGEOT 308 RACING CUP	D1	23:35.271	1	2:24.180	1:55	
12	114	17:01:50.179	SKUALO COMPETICIÓN	Hendrik Van Zoest	JF	PORSCHE 992 GT3 CUP	GT Cu	23:36.249	1	1:23.424	1:20	
13	120	17:02:07.344	ESCUADERIA LA CORUÑA	Jon Aizpurua Saenz	JF <b>Miguel Angel Romero</b>	LIGIER JS2R	GPX	23:53.414	1	3:33.845	1:50	
14	133	17:03:08.144	ESCUADERIA LA CORUÑA	Ángel Santos Avalor	<b>Mikkel Kristensen Illan</b>	LIGIER JS2R	GT4	24:54.215	1	1:41.199	1:40	
15	9	17:04:05.503	BALBOR MOTORSPORT C.A.	<b>Jose Luis Albors Aleixandre</b>	JF German Lopez Balboa	RENAULT CLIO CUP IV	D3	25:51.574	2	59.449	1:30	-30.551
16	36	17:04:20.074	UCAV RACING	Carlos Alvarez Sindin	JF <b>José Santos Pérez</b>	SEAT LEON SUPERCOPA MK2	D1	26:06.144	1	1:56.297	1:55	
17	112	17:06:19.779	ESCUADERIA FARAON	Pedro M. Lourinho Bras	<b>Miguel Gomez Guillen</b>	PORSCHE 992 GT3 CUP	GT Cu	28:05.849	2	1:12.652	1:20	-7.348
18	18	17:07:10.262	C.D.PLEMAR SPORT	Jose Luis Lopez Valdivielso	JF <b>Alvaro Rodriguez Sastre</b>	RENAULT CLIO CUP IV	D3	28:56.332	1	1:46.730	1:45	
19	120	17:08:57.079	ESCUADERIA LA CORUÑA	Jon Aizpurua Saenz	JF <b>Miguel Angel Romero</b>	LIGIER JS2R	GPX	30:43.149	2	2:59.210	1:50	
20	120	17:15:37.728	ESCUADERIA LA CORUÑA	Jon Aizpurua Saenz	JF <b>Miguel Angel Romero</b>	LIGIER JS2R	GPX	37:23.798	3	6:24.780	1:50	

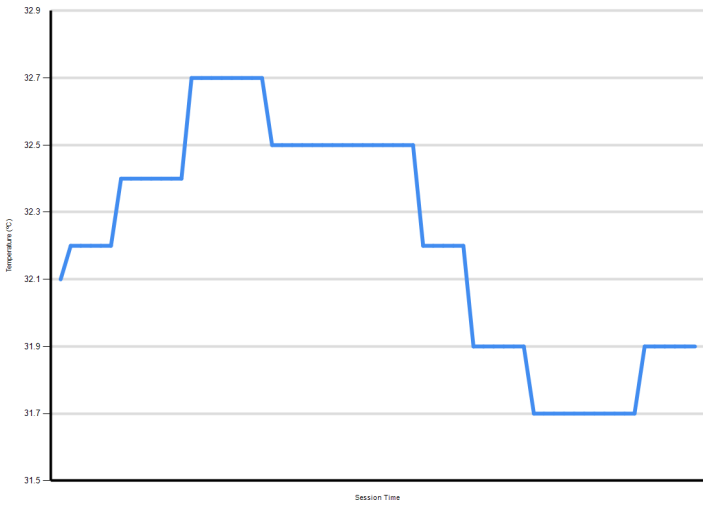




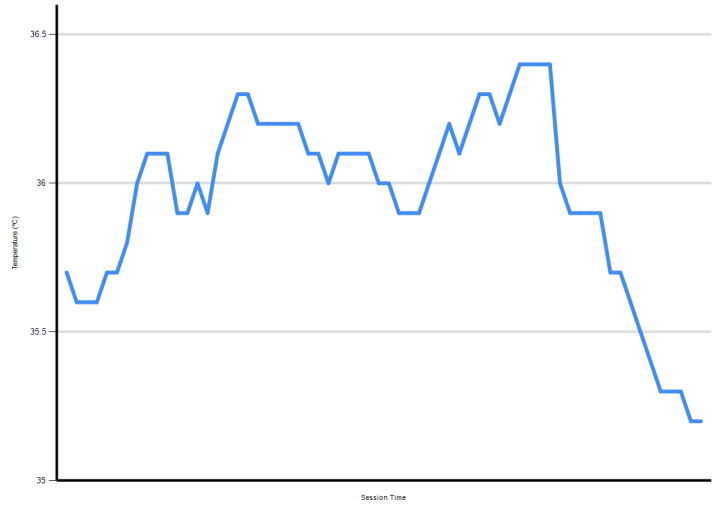
**Monteblando**  
**GT-CET**  
**Carrera 2**  
**Informe Meteorológico**



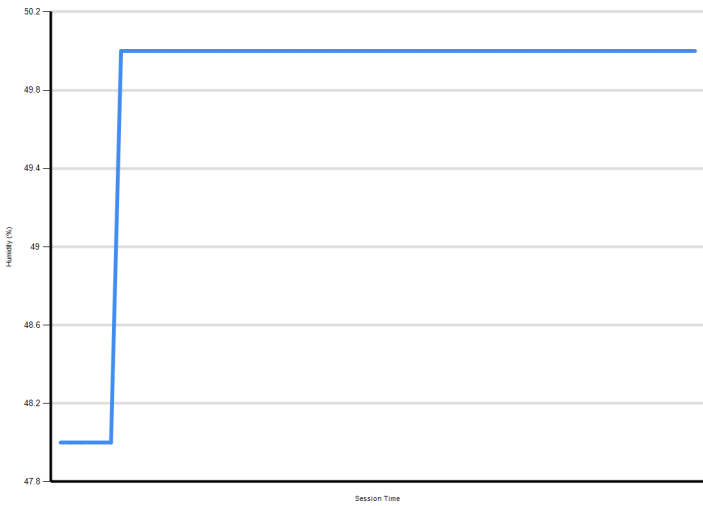
Temperatura Aire



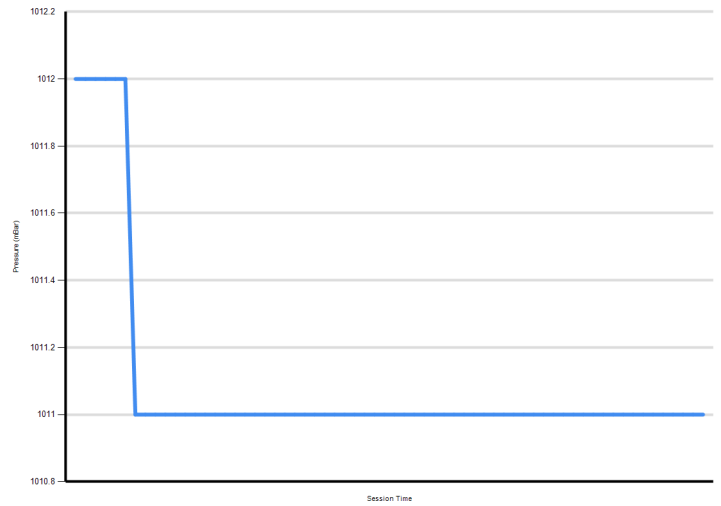
Temperatura Pista



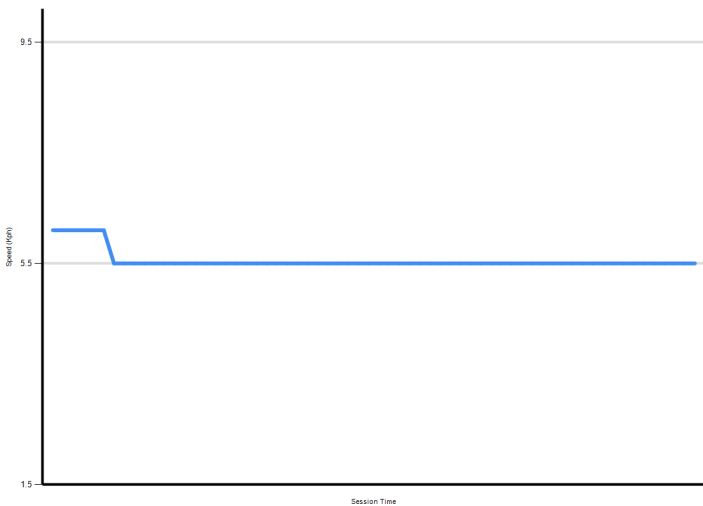
Humedad



Presión



Velocidad Viento



Dirección Viento

