

**Monteblanco**  
**GT-CET**  
**Entrenamiento Cronometrado 1**  
**Resultados Provisionales**



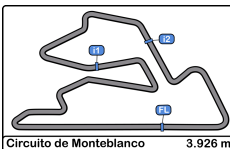
Cls	Nº	Equipo/Concursante	Piloto 1	Piloto 2	Vehiculo	Cat	Cls	Vtas.	Mejor	Tiempo	Dif 1º	Interval	Km/h	
1	111	CD DAGO	Pablo Yeregui Ybarra	<u>Daniel Carretero Ortega</u>	AUDI R8	GPX	1	7	6	1:35.033			148.7	
2	122	GT CORSE	Alejandro Barambio Perea	<u>Borja Garcia Menendez</u>	PORSCHE 992 GT3 CUP	GT Cup	1	9	3	1:35.743	0.710	0.710	147.6	
3	135	RACAR MOTORSPORT	<u>Leandro Martins</u>	Dieter Svepes	PORSCHE 992 GT3 CUP	GT Cup	2	13	11	1:36.822	1.789	1.079	145.9	
4	199	VELOSO MOTORSPORT	José Barros		PORSCHE 992 GT3 CUP	GT Cup	3	11	9	1:37.072	2.039	0.250	145.5	
5	100	ESCUADERIA FARAON	Pablo V. Bras Silvero	<u>Fernando Gonzalez Gonzalez</u>	PORSCHE 992 GT3 CUP	GT Cup	4	6	5	1:37.862	2.829	0.790	144.4	
6	114	SKUALO COMPETICIÓN	Hendrik Van Zoest	JF	PORSCHE 992 GT3 CUP	GT Cup	5	10	9	1:38.579	3.546	0.717	143.3	
7	118	ESCUADERIA FARAON	<u>Alvaro Fontes Blanco</u>	Pedro M. Silvero Castilla	FERRARI 488 CH EVO	GPX	2	6	4	1:39.413	4.380	0.834	142.1	
8	112	ESCUADERIA FARAON	<u>Pedro M. Lourinho Bras</u>	Miguel Gomez Guillen	PORSCHE 992 GT3 CUP	GT Cup	6	6	5	1:40.249	5.216	0.836	140.9	
9	191	VELOSO MOTORSPORT	Jean-Roch Piat	JF	PORSCHE 991.1 GT3 CUP	GT Cup	7	10	9	1:42.497	7.464	2.248	137.8	
10	170	ESCUADERIA FARAON	Agustin Sanabria Crespo		KTM GT4	GT4	1	7	6	1:43.072	8.039	0.575	137.1	
11	181	ESCUADERIA BAIX EMPORDÁ	<u>Jan Schidlof Marek</u>	JF	Francesc Guitierrez Agüi	MCLAREN ARTURA GT4	GT4	2	10	9	1:44.180	9.147	1.108	135.6
12	133	ESCUADERIA LA CORUÑA	<u>Ángel Santos Avalu</u>		Mikkel Kristensen Illan	LIGIER JS2R	GT4	3	6	5	1:44.403	9.370	0.223	135.3
13	6	RX PRO RACING	<u>Manuel Cañizares Tortosa</u>	JR	Marcos Menkes Campelo	PEUGEOT 308 RACING CUP	D1	1	8	6	1:46.811	11.778	2.408	132.3
14	120	ESCUADERIA LA CORUÑA	<u>Jon Aizpurua Saenz</u>	JF	Miguel Angel Romero	LIGIER JS2R	GPX	3	5	4	1:53.593	18.560	6.782	124.4
15	36	UCAV RACING	<u>Carlos Alvarez Sindin</u>	JF	José Santos Pérez	SEAT LEON SUPERCOPA MK2	D1	2	6	4	1:54.410	19.377	0.817	123.5
16	66	MOTOR CLUB SABADELL	Laurent Puitgmal			RENAULT CLIO CUP IV	D3	1	5	4	1:55.557	20.524	1.147	122.3
17	9	BALBOR MOTORSPORT C.A.	Jose Luis Albors Aleixandre	JF	<u>German Lopez Balboa</u>	RENAULT CLIO CUP IV	D3	2	9	8	1:55.909	20.876	0.352	121.9
18	18	C.D.PLEMAR SPORT	<u>Jose Luis Lopez Valdivielso</u>	JF	Alvaro Rodriguez Sastre	RENAULT CLIO CUP IV	D3	3	12	4	1:56.637	21.604	0.728	121.1

Publicado a las:.....

Temp Pista: **30.7 °C** Temp Aire: **25.4 °C** Humedad: **46 %** Estado Pista: **SECA**

<b>Director Carrera:</b>	Máximo Guerrero DPB-0803-ESP/NA	<b>Cronometrador:</b>	Luis García  JOB-2654-ESP/M
--------------------------	------------------------------------	-----------------------	-----------------------------------





Monteblanco

GT-CET

Entrenamiento Cronometrado 1

Resultados Provisionales por Categoría

GT-CET  
CAMPEONATO DE ESPAÑA

GPX													
Cls	Nº	Equipo/Concursante	Piloto 1	Piloto 2	Vehiculo	Cat	Cls	Vtas.	Mejor	Tiempo	Dif 1º	Interval	Km/h
1	111	CD DAGO	Pablo Yeregui Ybarra	<u>Daniel Carretero Ortega</u>	AUDI R8	GPX	1	7	6	1:35.033			148.7
2	118	ESCUADERIA FARAON	<u>Alvaro Fontes Blanco</u>	Pedro M. Silvero Castilla	FERRARI 488 CH EVO	GPX	2	6	4	1:39.413	4.380	4.380	142.1
3	120	ESCUADERIA LA CORUÑA	<u>Jon Aizpurua Saenz</u>	JF Miguel Angel Romero	LIGIER JS2R	GPX	3	5	4	1:53.593	18.560	14.180	124.4

GT Cup													
Cls	Nº	Equipo/Concursante	Piloto 1	Piloto 2	Vehiculo	Cat	Cls	Vtas.	Mejor	Tiempo	Dif 1º	Interval	Km/h
1	122	GT CORSE	Alejandro Barambio Perea	<u>Borja Garcia Menendez</u>	PORSCHE 992 GT3 CUP	GT Cup	1	9	3	1:35.743			147.6
2	135	RACAR MOTORSPORT	<u>Leandro Martins</u>	Dieter Svepes	PORSCHE 992 GT3 CUP	GT Cup	2	13	11	1:36.822	1.079	1.079	145.9
3	199	VELOSO MOTORSPORT	José Barros		PORSCHE 992 GT3 CUP	GT Cup	3	11	9	1:37.072	1.329	0.250	145.5
4	100	ESCUADERIA FARAON	Pablo V. Bras Silvero	<u>Fernando Gonzalez Gonzalez</u>	PORSCHE 992 GT3 CUP	GT Cup	4	6	5	1:37.862	2.119	0.790	144.4
5	114	SKUALO COMPETICIÓN	Hendrik Van Zoest	JF	PORSCHE 992 GT3 CUP	GT Cup	5	10	9	1:38.579	2.836	0.717	143.3
6	112	ESCUADERIA FARAON	<u>Pedro M. Lourinho Bras</u>	Miguel Gomez Guillen	PORSCHE 992 GT3 CUP	GT Cup	6	6	5	1:40.249	4.506	1.670	140.9
7	191	VELOSO MOTORSPORT	Jean-Roch Piat	JF	PORSCHE 991.1 GT3 CUP	GT Cup	7	10	9	1:42.497	6.754	2.248	137.8

GT4													
Cls	Nº	Equipo/Concursante	Piloto 1	Piloto 2	Vehiculo	Cat	Cls	Vtas.	Mejor	Tiempo	Dif 1º	Interval	Km/h
1	170	ESCUADERIA FARAON	Agustin Sanabria Crespo		KTM GT4	GT4	1	7	6	1:43.072			137.1
2	181	ESCUADERIA BAIX EMPORDÁ	<u>Jan Schidlof Marek</u>	JF Francesc Guitierrez Agüi	MCLAREN ARTURA GT4	GT4	2	10	9	1:44.180	1.108	1.108	135.6
3	133	ESCUADERIA LA CORUÑA	<u>Ángel Santos Avalle</u>	Mikkel Kristensen Illan	LIGIER JS2R	GT4	3	6	5	1:44.403	1.331	0.223	135.3

D1													
Cls	Nº	Equipo/Concursante	Piloto 1	Piloto 2	Vehiculo	Cat	Cls	Vtas.	Mejor	Tiempo	Dif 1º	Interval	Km/h
1	6	RX PRO RACING	<u>Manuel Cañizares Tortosa</u>	JR Marcos Menkes Campelo	JR PEUGEOT 308 RACING CUP	D1	1	8	6	1:46.811			132.3
2	36	UCAV RACING	<u>Carlos Alvarez Sindin</u>	JF José Santos Pérez	SEAT LEON SUPERCOPA MK2	D1	2	6	4	1:54.410	7.599	7.599	123.5

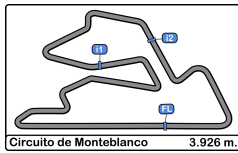
D3													
Cls	Nº	Equipo/Concursante	Piloto 1	Piloto 2	Vehiculo	Cat	Cls	Vtas.	Mejor	Tiempo	Dif 1º	Interval	Km/h
1	66	MOTOR CLUB SABADELL	Laurent Puitgmal		RENAULT CLIO CUP IV	D3	1	5	4	1:55.557			122.3
2	9	BALBOR MOTORSPORT C.A.	Jose Luis Albors Aleixandre	JF <u>German Lopez Balboa</u>	RENAULT CLIO CUP IV	D3	2	9	8	1:55.909	0.352	0.352	121.9
3	18	C.D.PLEMAR SPORT	<u>Jose Luis Lopez Valdivielso</u>	JF Alvaro Rodríguez Sastre	RENAULT CLIO CUP IV	D3	3	12	4	1:56.637	1.080	0.728	121.1

Publicado a las:.....

Temp Pista: 30.7 °C Temp Aire: 25.4 °C Humedad: 46 % Estado Pista: SECA

<b>Director Carrera:</b>	Máximo Guerrero DPB-0803-ESP/NA	<b>Cronometrador:</b>	Luis García  JOB-2654-ESP/M
--------------------------	------------------------------------	-----------------------	-----------------------------------





**Monteblando**  
**GT-CET**  
**Entrenamiento Cronometrado 1**  
**Tiempos Por Vuelta**



<b>6</b>	Manuel Cañizares Tortosa	PEUGEOT 308 RACING CUP	<b>66</b>	Laurent Puitgmal	RENAULT CLIO CUP IV
	D1 Marcos Menkes Campelo	RX PRO RACING		D3	MOTOR CLUB SABADELL

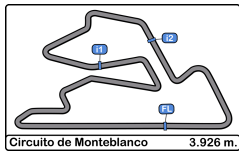
Vta	D	Tiempo	Sector 1	Sector 2	Sector 3	T. Spd	Elapsed	Vta	D	Tiempo	Sector 1	Sector 2	Sector 3	T. Spd	Elapsed
1	1	9:08:22.981	9:06:55.450	39.610	47.921		9:08:22.981	1	9:06:07.960	9:05:05.992	31.102	30.866		9:06:07.960	
2	1	2:05.385	1:05.569	31.003	28.813		9:10:28.366	2	2:00.298	57.471	31.377	31.450		9:08:08.258	
3	1	1:51.183	54.762	28.356	28.065		9:12:19.549	3	1:57.090	56.664	29.474	30.952		9:10:05.348	
4	1	2:08.523 P	53.622	28.903	45.998		9:14:28.072	4	1:55.557	56.018	29.674	29.865		9:12:00.905	
5	1	5:55.472	4:59.736	28.066	27.670		9:20:23.544	5	2:29.111 P	1:06.917	36.160	46.034		9:14:30.016	
6	1	1:46.811	52.064	27.388	27.359		9:22:10.355	<b>100</b>							
7	1	1:47.176	51.610	27.484	28.082		9:23:57.531	GT Cup		Pablo V. Bras Silvero		PORSCHE 992 GT3 CUP			
8	1	2:11.052 P	54.768	32.529	43.755		9:26:08.583	Fernando Gonzalez		ESCUADERIA FARAON					

Vta	D	Tiempo	Sector 1	Sector 2	Sector 3	T. Spd	Elapsed	Vta	D	Tiempo	Sector 1	Sector 2	Sector 3	T. Spd	Elapsed
9								1	2	9:05:56.393	9:04:59.049	29.114	28.230		9:05:56.393
								2	2	1:43.433	50.154	26.739	26.540		9:07:39.826
								3	2	1:38.201	47.661	25.142	25.398		9:09:18.027
								4	2	1:37.951	47.411	25.052	25.488		9:10:55.978
								5	2	1:37.862	47.201	25.056	25.605		9:12:33.840
								6	2	2:21.912 P	1:00.160	35.341	46.411		9:14:55.752
								<b>111</b>							
								GPX		Pablo Yeregui Ybarra		AUDI R8			
								Daniel Carretero Ortega		CD DAGO					
								1	2	9:12:31.326	9:11:31.571	30.159	29.596		9:12:31.326
								2	2	2:10.182 P	55.091	27.970	47.121		9:14:41.508
								3	2	6:01.777	5:10.197	25.485	26.095		9:20:43.285
								4	2	1:36.122	46.400	24.913	24.809		9:22:19.407
								5	2	1:35.492	46.182	24.643	24.667		9:23:54.899
								6	2	1:35.033	45.924	24.452	24.657		9:25:29.932
								7	2	1:58.079 P	45.840	28.210	44.029		9:27:28.011

Vta	D	Tiempo	Sector 1	Sector 2	Sector 3	T. Spd	Elapsed	Vta	D	Tiempo	Sector 1	Sector 2	Sector 3	T. Spd	Elapsed
18								1	2	9:12:31.326	9:11:31.571	30.159	29.596		9:12:31.326
								2	2	2:10.182 P	55.091	27.970	47.121		9:14:41.508
								3	2	6:01.777	5:10.197	25.485	26.095		9:20:43.285
								4	2	1:36.122	46.400	24.913	24.809		9:22:19.407
								5	2	1:35.492	46.182	24.643	24.667		9:23:54.899
								6	2	1:35.033	45.924	24.452	24.657		9:25:29.932
								7	2	1:58.079 P	45.840	28.210	44.029		9:27:28.011
								<b>112</b>							
								GT Cup		Pedro M. Lourinho Bras		PORSCHE 992 GT3 CUP			
								Miguel Gomez Guillen		ESCUADERIA FARAON					
								1	1	9:06:18.645	9:05:09.775	37.290	31.580		9:06:18.645
								2	1	1:50.931	53.657	28.781	28.493		9:08:09.576
								3	1	1:42.407	49.451	26.396	26.560		9:09:51.983
								4	1	1:41.390	48.878	26.281	26.231		9:11:33.373
								5	1	1:40.249	48.174	25.975	26.100		9:13:13.622
								6	1	2:12.660 P	54.990	34.581	43.089		9:15:26.282

Vta	D	Tiempo	Sector 1	Sector 2	Sector 3	T. Spd	Elapsed	Vta	D	Tiempo	Sector 1	Sector 2	Sector 3	T. Spd	Elapsed
36								1	2	9:12:31.326	9:11:31.571	30.159	29.596		9:12:31.326
								2	2	2:10.182 P	55.091	27.970	47.121		9:14:41.508
								3	2	6:01.777	5:10.197	25.485	26.095		9:20:43.285
								4	2	1:36.122	46.400	24.913	24.809		9:22:19.407
								5	2	1:35.492	46.182	24.643	24.667		9:23:54.899
								6	2	1:35.033	45.924	24.452	24.657		9:25:29.932
								7	2	1:58.079 P	45.840	28.210	44.029		9:27:28.011
								<b>114</b>							
								GT Cup		Hendrik Van Zoest		PORSCHE 992 GT3 CUP			
								SKUALO COMPETIÇÃO							
								1	9:07:43.057	9:06:39.860	35.788	27.409		9:07:43.057	
								2	1:41.201	49.183	26.046	25.972		9:09:24.258	
								3	1:39.166	48.082	25.498	25.586		9:11:03.424	
								4	1:39.156	47.909		2:04.742		9:12:42.580	
								5	2:07.130 P	51.155	32.511	43.464		9:14:49.710	
								6	6:12.544	5:14.857	31.335	26.352		9:21:02.254	
								7	1:39.425	48.234	25.705	25.486		9:22:41.679	
								8	1:40.468	48.474	26.399	25.595		9:24:22.147	
								9	1:38.579	47.713	25.513	25.353		9:26:00.726	
								10	1:55.166 P	48.474	28.130	38.562		9:27:55.892	



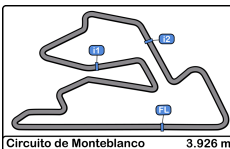


**Montebianco**  
**GT-CET**  
**Entrenamiento Cronometrado 1**  
**Tiempos Por Vuelta**



118							170								
Alvaro Fontes Blanco			FERRARI 488 CH EVO				Agustin Sanabria Crespo			KTM GT4					
GPX Pedro M. Silvero Castilla			ESCUDERIA FARAON				GT4			ESCUDERIA FARAON					
Vta	D	Tiempo	Sector 1	Sector 2	Sector 3	T. Spd	Elapsed	Vta	D	Tiempo	Sector 1	Sector 2	Sector 3	T. Spd	Elapsed
1	1	9:06:41.052	9:05:43.780	30.270	27.002		9:06:41.052	1	1	9:12:17.743	9:11:11.309	35.851	30.583		9:12:17.743
2	1	1:41.529	48.737	26.347	26.445		9:08:22.581	2	1	2:04.982 P	54.452	28.284	42.246		9:14:22.725
3	1	1:40.657	48.092	26.213	26.352		9:10:03.238	3	1	6:29.042	5:33.206	27.917	27.919		9:20:51.767
4	1	<b>1:39.413</b>	<b>47.766</b>	<b>25.565</b>	<b>26.082</b>		9:11:42.651	4	1	1:46.839	52.017	26.979	27.843		9:22:38.606
5	1	1:56.267	48.981	33.440	33.846		9:13:38.918	5	1	1:45.364	51.265	27.373	26.726		9:24:23.970
6	1	2:15.581 P	1:02.073	33.401	40.107		9:15:54.499	6	1	<b>1:43.072</b>	<b>50.399</b>	<b>26.343</b>	<b>26.330</b>		9:26:07.042
120							181								
Jon Aizpurua Saenz			LIGIER JS2R				Jan Schidlof Marek			MCLAREN ARTURA GT4					
GPX Miguel Angel Romero			ESCUDERIA LA CORUÑA				GT4			Francesc Guitierrez Agüi ESCUDERIA BAIX EMPORDÀ					
Vta	D	Tiempo	Sector 1	Sector 2	Sector 3	T. Spd	Elapsed	Vta	D	Tiempo	Sector 1	Sector 2	Sector 3	T. Spd	Elapsed
1	1	9:05:50.717	9:04:45.929	33.633	31.155		9:05:50.717	1	1	9:06:25.670	9:05:06.965	41.351	37.354		9:06:25.670
2	1	1:59.678	1:00.097	30.085	29.496		9:07:50.395	2	1	2:09.723	1:07.137	31.639	30.947		9:08:35.393
3	1	1:54.098	55.841	<b>29.520</b>	<b>28.737</b>		9:09:44.493	3	1	1:56.567	56.205	30.611	29.751		9:10:31.960
4	1	<b>1:53.593</b>	<b>54.902</b>	29.918	28.773		9:11:38.086	4	1	1:48.220	52.455	27.734	28.031		9:12:20.180
5	1	6:44.110 P	5:25.758	37.702	40.650		9:18:22.196	5	1	1:57.883 P	51.098	27.764	39.021		9:14:18.063
122							191								
Alejandro Barambio Perea			PORSCHE 992 GT3 CUP				Jean-Roch Piat			PORSCHE 991.1 GT3 CUP					
GT Cup Borja Garcia Menendez			GT CORSE				GT Cup			VELOSO MOTORSPORT					
Vta	D	Tiempo	Sector 1	Sector 2	Sector 3	T. Spd	Elapsed	Vta	D	Tiempo	Sector 1	Sector 2	Sector 3	T. Spd	Elapsed
1	2	9:08:47.953 P	9:07:46.501	28.912	32.540		9:08:47.953	1	1	9:06:10.463	9:05:07.860	33.222	29.381		9:06:10.463
2	2	2:05.606	1:14.488	25.724	25.394		9:10:53.559	2	1	1:56.240 P	51.614	29.062	35.564		9:08:06.703
3	2	<b>1:35.743</b>	46.411	<b>24.441</b>	<b>24.891</b>		9:12:29.302	3	1	2:18.633	1:23.877	27.600	27.156		9:10:25.336
4	2	2:30.801 P	1:15.818	29.172	45.811		9:15:00.103	4	1	1:50.706 P	49.687	27.514	33.505		9:12:16.042
5	2	6:52.261	5:59.557	27.280	25.424		9:21:52.364	5	1	8:26.984	7:31.806	27.839	27.339		9:20:43.026
6	2	1:35.781	<b>46.304</b>	24.546	24.931		9:23:28.145	6	1	1:43.532	49.983	26.808	26.741		9:22:26.558
7	2	1:38.852	46.414	25.520	26.918		9:25:06.997	7	1	1:43.036	49.701	26.496	26.839		9:24:09.594
8	2	1:35.865	46.370		2:02.783		9:26:42.862	8	1	1:43.257	49.667	26.813	26.777		9:25:52.851
9	2	2:07.857 P	54.254	31.244	42.359		9:28:50.719	9	1	<b>1:42.497</b>	<b>49.512</b>	<b>26.419</b>	<b>26.566</b>		9:27:35.348
133							199								
Ángel Santos Avalle			LIGIER JS2R				José Barros			PORSCHE 992 GT3 CUP					
GT4 Mikkel Kristensen Illan			ESCUDERIA LA CORUÑA				GT Cup			VELOSO MOTORSPORT					
Vta	D	Tiempo	Sector 1	Sector 2	Sector 3	T. Spd	Elapsed	Vta	D	Tiempo	Sector 1	Sector 2	Sector 3	T. Spd	Elapsed
1	1	9:05:49.801	9:04:44.180	33.783	31.838		9:05:49.801	1	1	9:08:21.378	9:07:17.123	35.213	29.042		9:08:21.378
2	1	1:59.092	1:00.121	30.086	28.885		9:07:48.893	2	1	1:40.657	48.821	25.578	26.258		9:10:02.035
3	1	1:45.986	51.524	27.182	27.280		9:09:34.879	3	1	1:38.541	47.802	25.080	25.659		9:11:40.576
4	1	1:45.043	51.020	26.997	27.026		9:11:19.922	4	1	1:40.675	48.886	25.908	25.881		9:13:21.251
5	1	<b>1:44.403</b>	<b>50.569</b>	<b>26.872</b>	<b>26.962</b>		9:13:04.325	5	1	2:12.296 P	53.268	33.551	45.477		9:15:33.547
6	1	2:19.612 P	1:03.749	34.411	41.452		9:15:23.937	6	1	4:51.532	4:00.332	25.564	25.636		9:20:25.079
135							199								
Leandro Martins			PORSCHE 992 GT3 CUP				Dieter Svepes			RACAR MOTORSPORT					
GT Cup			RACAR MOTORSPORT				GT Cup			VELOSO MOTORSPORT					
Vta	D	Tiempo	Sector 1	Sector 2	Sector 3	T. Spd	Elapsed	Vta	D	Tiempo	Sector 1	Sector 2	Sector 3	T. Spd	Elapsed
1	1	9:07:01.411	9:05:57.269	32.189	31.953		9:07:01.411	1	1	1:40.657	48.821	25.578	26.258		9:10:02.035
2	1	1:52.350	55.153	28.634	28.563		9:08:53.761	2	1	1:38.541	47.802	25.080	25.659		9:11:40.576
3	1	1:38.638	48.093	25.163	25.382		9:10:32.399	3	1	1:40.675	48.886	25.908	25.881		9:13:21.251
4	1	1:37.990	47.464	25.047	25.479		9:12:10.389	4	1	2:12.296 P	53.268	33.551	45.477		9:15:33.547
5	1	1:37.540	47.264		2:03.019		9:13:47.929	5	1	4:51.532	4:00.332	25.564	25.636		9:20:25.079
6	1	2:07.782 P	56.534	30.792	40.456		9:15:55.711	6	1	1:37.546	46.995	24.900	25.651		9:22:02.625
7	1	5:30.421	4:38.594	25.873	25.954		9:21:26.132	7	1	1:37.105	46.717	<b>24.800</b>	25.588		9:23:39.730
8	1	1:37.022	46.861	25.032	<b>25.129</b>		9:23:03.154	8	1	<b>1:37.072</b>	<b>46.572</b>	25.094	<b>25.406</b>		9:25:16.802
9	1	1:37.018	46.886	24.920	25.212		9:24:40.172	9	1	1:37.335	46.847	24.823	25.665		9:26:54.137
10	1	1:47.056	54.266	27.117	25.673		9:26:27.228	10	1	1:53.743 P	46.745		2:19.408		9:28:47.880
11	1	<b>1:36.822</b>	46.891	<b>24.747</b>	25.184		9:28:04.050								
12	1	1:36.846	<b>46.792</b>	24.906	25.148		9:29:40.896								
13	1	1:51.651 P	52.824	26.735	32.092		9:31:32.547								



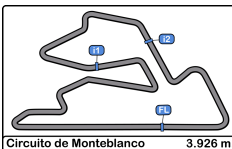


**Monteblanco**  
**GT-CET**  
**Entrenamiento Cronometrado 1**  
**Mejores Sectores**



Sector - 1				Sector - 2				Sector - 3				Vta. Ideal vs Vta. Mejor			
Clas	Nº	Piloto	Tiempo	Nº	Piloto	Tiempo	Nº	Piloto	Tiempo	Clas	Nº	Piloto	Vta. Ideal	Vta. Mejor	Clas
1	111	Daniel Carretero Ortega	45.840	122	Borja Garcia Menendez	24.441	111	Daniel Carretero Ortega	24.657	1	111	Daniel Carretero Ortega	1:34.949	1:35.033	1
2	122	Borja Garcia Menendez	46.304	111	Daniel Carretero Ortega	24.452	122	Borja Garcia Menendez	24.891	2	122	Borja Garcia Menendez	1:35.636	1:35.743	2
3	199	José Barros	46.572	135	Leandro Martins	24.747	135	Leandro Martins	25.129	3	135	Leandro Martins	1:36.668	1:36.822	3
4	135	Leandro Martins	46.792	199	José Barros	24.800	114	Hendrik Van Zoest	25.353	4	199	José Barros	1:36.778	1:37.072	4
5	100	Fernando Gonzalez Gonzalez	47.201	100	Fernando Gonzalez Gonzalez	25.052	100	Fernando Gonzalez Gonzalez	25.398	5	100	Fernando Gonzalez Gonzalez	1:37.651	1:37.862	5
6	114	Hendrik Van Zoest	47.713	114	Hendrik Van Zoest	25.498	199	José Barros	25.406	6	114	Hendrik Van Zoest	1:38.564	1:38.579	6
7	118	Alvaro Fontes Blanco	47.766	118	Alvaro Fontes Blanco	25.565	118	Alvaro Fontes Blanco	26.082	7	118	Alvaro Fontes Blanco	1:39.413	1:39.413	7
8	112	Pedro M. Lourinho Bras	48.174	112	Pedro M. Lourinho Bras	25.975	112	Pedro M. Lourinho Bras	26.100	8	112	Pedro M. Lourinho Bras	1:40.249	1:40.249	8
9	191	Jean-Roch Piat	49.512	170	Agustin Sanabria Crespo	26.343	170	Agustin Sanabria Crespo	26.330	9	191	Jean-Roch Piat	1:42.497	1:42.497	9
10	181	Jan Schidlof Marek	50.264	191	Jean-Roch Piat	26.419	191	Jean-Roch Piat	26.566	10	170	Agustin Sanabria Crespo	1:43.072	1:43.072	10
11	170	Agustin Sanabria Crespo	50.399	133	Ángel Santos Avalor	26.872	181	Jan Schidlof Marek	26.903	11	181	Jan Schidlof Marek	1:44.180	1:44.180	11
12	133	Ángel Santos Avalor	50.569	181	Jan Schidlof Marek	27.013	133	Ángel Santos Avalor	26.962	12	133	Ángel Santos Avalor	1:44.403	1:44.403	12
13	6	Manuel Cañizares Tortosa	51.610	6	Manuel Cañizares Tortosa	27.388	6	Manuel Cañizares Tortosa	27.359	13	6	Manuel Cañizares Tortosa	1:46.357	1:46.811	13
14	120	Jon Aizpurua Saenz	54.902	36	Carlos Alvarez Sindin	29.365	120	Jon Aizpurua Saenz	28.737	14	120	Jon Aizpurua Saenz	1:53.159	1:53.593	14
15	36	Carlos Alvarez Sindin	55.200	66	Laurent Puitgmal	29.474	36	Carlos Alvarez Sindin	29.291	15	36	Carlos Alvarez Sindin	1:53.856	1:54.410	15
16	9	German Lopez Balboa	55.824	120	Jon Aizpurua Saenz	29.520	66	Laurent Puitgmal	29.865	16	66	Laurent Puitgmal	1:55.357	1:55.557	16
17	66	Laurent Puitgmal	56.018	9	German Lopez Balboa	29.879	9	German Lopez Balboa	29.937	17	9	German Lopez Balboa	1:55.640	1:55.909	17
18	18	Jose Luis Lopez Valdivielso	56.235	18	Jose Luis Lopez Valdivielso	30.100	18	Jose Luis Lopez Valdivielso	30.067	18	18	Jose Luis Lopez Valdivielso	1:56.402	1:56.637	18



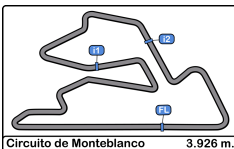


**Monteblanco**  
**GT-CET**  
**Entrenamiento Cronometrado 1**  
**5 Mejores Tiempos**



Cl	Nº	Equipo/Concursante	Piloto 1	Piloto 2	Vehiculo	Cat	Cl	Mejor 1		Mejor 2		Mejor 3		Mejor 4		Mejor 5	
								Tiempo	Vta	Tiempo	Vta	Tiempo	Vta	Tiempo	Vta	Tiempo	Vta
1	111	CD DAGO	Pablo Yeregui Ybarra	<u>Daniel Carretero Ortega</u>	AUDI R8	GPX	1	<b>1:35.033</b>	6	1:35.492	5	1:36.122	4	1:58.079	7	2:10.182	2
2	122	GT CORSE	Alejandro Barambio Perea	<u>Borja Garcia Menendez</u>	PORSCHE 992 GT3 CUP	GT Cup	1	<b>1:35.743</b>	3	1:35.781	6	1:35.865	8	1:38.852	7	2:05.606	2
3	135	RACAR MOTORSPORT	<u>Leandro Martins</u>	Dieter Svepes	PORSCHE 992 GT3 CUP	GT Cup	2	<b>1:36.822</b>	11	1:36.846	12	1:37.018	9	1:37.022	8	1:37.540	5
4	199	VELOSO MOTORSPORT	José Barros		PORSCHE 992 GT3 CUP	GT Cup	3	<b>1:37.072</b>	9	1:37.105	8	1:37.335	10	1:37.546	7	1:38.541	3
5	100	ESCUADERIA FARAON	Pablo V. Bras Silvero	<u>Fernando Gonzalez Gonzalez</u>	PORSCHE 992 GT3 CUP	GT Cup	4	<b>1:37.862</b>	5	1:37.951	4	1:38.201	3	1:43.433	2	2:21.912	6
6	114	SKUALO COMPETICIÓN	Hendrik Van Zoest	JF	PORSCHE 992 GT3 CUP	GT Cup	5	<b>1:38.579</b>	9	1:39.156	4	1:39.166	3	1:39.425	7	1:40.468	8
7	118	ESCUADERIA FARAON	<u>Alvaro Fontes Blanco</u>	Pedro M. Silvero Castilla	FERRARI 488 CH EVO	GPX	2	<b>1:39.413</b>	4	1:40.657	3	1:41.529	2	1:56.267	5		
8	112	ESCUADERIA FARAON	<u>Pedro M. Lourinho Bras</u>	Miguel Gomez Guillen	PORSCHE 992 GT3 CUP	GT Cup	6	<b>1:40.249</b>	5	1:41.390	4	1:42.407	3	1:50.931	2		
9	191	VELOSO MOTORSPORT	Jean-Roch Piat	JF	PORSCHE 991.1 GT3 CUP	GT Cup	7	<b>1:42.497</b>	9	1:43.036	7	1:43.257	8	1:43.532	6	1:50.706	4
10	170	ESCUADERIA FARAON	Agustin Sanabria Crespo		KTM GT4	GT4	1	<b>1:43.072</b>	6	1:45.364	5	1:46.839	4	2:04.982	2	2:22.631	7
11	181	ESCUADERIA BAIX EMPORDÀ	<u>Jan Schidlof Marek</u>	JF Francesc Guitierrez Agüi	MCLAREN ARTURA GT4	GT4	2	<b>1:44.180</b>	9	1:44.964	7	1:48.220	4	1:48.968	8	1:56.567	3
12	133	ESCUADERIA LA CORUÑA	<u>Ángel Santos Avalu</u>	Mikkel Kristensen Illan	LIGIER JS2R	GT4	3	<b>1:44.403</b>	5	1:45.043	4	1:45.986	3	1:59.092	2		
13	6	RX PRO RACING	<u>Manuel Cañizares Tortosa</u>	JR Marcos Menkes Campelo	JR PEUGEOT 308 RACING CUP	D1	1	<b>1:46.811</b>	6	1:47.176	7	1:51.183	3	2:05.385	2	2:08.523	4
14	120	ESCUADERIA LA CORUÑA	<u>Jon Aizpurua Saenz</u>	JF Miguel Angel Romero	LIGIER JS2R	GPX	3	<b>1:53.593</b>	4	1:54.098	3	1:59.678	2				
15	36	UCAV RACING	<u>Carlos Alvarez Sindin</u>	JF José Santos Pérez	SEAT LEON SUPERCOPA MK2	D1	2	<b>1:54.410</b>	4	1:55.029	5	2:07.745	3	2:17.069	2		
16	66	MOTOR CLUB SABADELL	Laurent Puitgmal		RENAULT CLIO CUP IV	D3	1	<b>1:55.557</b>	4	1:57.090	3	2:00.298	2	2:29.111	5		
17	9	BALBOR MOTORSPORT C.A.	Jose Luis Albors Aleixandre	JF <u>German Lopez Balboa</u>	RENAULT CLIO CUP IV	D3	2	<b>1:55.909</b>	8	1:56.052	3	1:56.621	2	1:56.624	7	2:03.069	6
18	18	C.D.PLEMAR SPORT	<u>Jose Luis Lopez Valdivielso</u>	JF Alvaro Rodriguez Sastre	RENAULT CLIO CUP IV	D3	3	<b>1:56.637</b>	4	1:57.468	11	1:57.605	10	1:58.352	8	1:58.391	3





Monteblanco

GT-CET

Entrenamiento Cronometrado 1

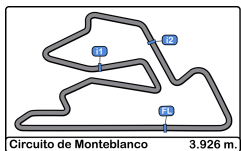
Secuencia Vueltas Rápidas

Circuito de Monteblanco 3.926 m.

**GT-CET**  
CAMPEONATO DE ESPAÑA

Vta	Hora Día	Tiempo Sesión	Nº Equipo/Concursante	Piloto 1	Piloto 2	Vehículo	Cat	Tiempo	Km/h
2	9:07:32.968	7:32.968	9 BALBOR MOTORSPORT C.A.	Jose Luis Albors Aleixandre	JF <u>German Lopez Balboa</u>	RENAULT CLIO CUP IV	D3	<b>1:56.621</b>	121.1
2	9:07:39.826	7:39.826	100 ESCUDERIA FARAON	Pablo V. Bras Silvero	<u>Fernando Gonzalez Gonzalez</u>	PORSCHE 992 GT3 CUP	GT Cup	<b>1:43.433</b>	136.6
2	9:08:22.581	8:22.581	118 ESCUDERIA FARAON	<u>Alvaro Fontes Blanco</u>	Pedro M. Silvero Castilla	FERRARI 488 CH EVO	GPX	<b>1:41.529</b>	139.2
3	9:09:18.027	9:18.027	100 ESCUDERIA FARAON	Pablo V. Bras Silvero	<u>Fernando Gonzalez Gonzalez</u>	PORSCHE 992 GT3 CUP	GT Cup	<b>1:38.201</b>	143.9
4	9:10:55.978	10:55.978	100 ESCUDERIA FARAON	Pablo V. Bras Silvero	<u>Fernando Gonzalez Gonzalez</u>	PORSCHE 992 GT3 CUP	GT Cup	<b>1:37.951</b>	144.2
3	9:12:29.302	12:29.302	122 GT CORSE	Alejandro Barambio Perea	<u>Borja Garcia Menendez</u>	PORSCHE 992 GT3 CUP	GT Cup	<b>1:35.743</b>	147.6
5	9:23:54.899	23:54.899	111 CD DAGO	Pablo Yeregui Ybarra	<u>Daniel Carretero Ortega</u>	AUDI R8	GPX	<b>1:35.492</b>	148.0
6	9:25:29.932	25:29.932	111 CD DAGO	Pablo Yeregui Ybarra	<u>Daniel Carretero Ortega</u>	AUDI R8	GPX	<b>1:35.033</b>	148.7





# Monteblando

## GT-CET

### Entrenamiento Cronometrado 1

#### Tiempos Parada en Pit



**6** Manuel Cañizares Tortosa PEUGEOT 308 RACING CUP

D1 Marcos Menkes Campelo RX PRO RACING

Nº	Hora Día	Tiempo	Tiempo Salida	Tiempo Box	T. Box Total	Handicap	Diff.
1	9:14:25.105	9:14:25.105	9:18:34.307	4:09.202	4:09.202		

**9** Jose Luis Albers Aleixandre RENAULT CLIO CUP IV

D3 German Lopez Balboa BALBOR MOTORSPORT C.A.

Nº	Hora Día	Tiempo	Tiempo Salida	Tiempo Box	T. Box Total	Handicap	Diff.
1	9:11:55.944	9:11:55.944	9:18:47.494	6:51.550	6:51.550		

**18** Jose Luis Lopez Valdivielso RENAULT CLIO CUP IV

D3 Alvaro Rodriguez Sastre C.D.PLEMAR SPORT

Nº	Hora Día	Tiempo	Tiempo Salida	Tiempo Box	T. Box Total	Handicap	Diff.
1	9:14:32.805	9:14:32.805	9:19:13.018	4:40.213	4:40.213		

**111** Pablo Yeregui Ybarra AUDI R8

GPX Daniel Carretero Ortega CD DAGO

Nº	Hora Día	Tiempo	Tiempo Salida	Tiempo Box	T. Box Total	Handicap	Diff.
1	9:14:36.849	9:14:36.849	9:19:03.178	4:26.329	4:26.329		

**114** Hendrik Van Zoest PORSCHE 992 GT3 CUP

GT Cup SKUALO COMPETICIÓN

Nº	Hora Día	Tiempo	Tiempo Salida	Tiempo Box	T. Box Total	Handicap	Diff.
1	9:14:47.290	9:14:47.290	9:19:10.128	4:22.838	4:22.838		

**122** Alejandro Barambio Perea PORSCHE 992 GT3 CUP

GT Cup Borja Garcia Menendez GT CORSE

Nº	Hora Día	Tiempo	Tiempo Salida	Tiempo Box	T. Box Total	Handicap	Diff.
1	9:08:45.229	9:08:45.229	9:09:03.494	18.265	18.265		
2	9:14:57.012	9:14:57.012	9:20:03.788	5:06.776	5:25.041		

**135** Leandro Martins PORSCHE 992 GT3 CUP

GT Cup Dieter Svepes RACAR MOTORSPORT

Nº	Hora Día	Tiempo	Tiempo Salida	Tiempo Box	T. Box Total	Handicap	Diff.
1	9:15:53.358	9:15:53.358	9:19:45.718	3:52.360	3:52.360		

**170** Agustin Sanabria Crespo KTM GT4

GT4 ESCUDERIA FARAON

Nº	Hora Día	Tiempo	Tiempo Salida	Tiempo Box	T. Box Total	Handicap	Diff.
1	9:14:19.890	9:14:19.890	9:19:00.878	4:40.988	4:40.988		

**181** Jan Schidlof Marek MCLAREN ARTURA GT4

GT4 Francesc Guitierrez Agüi ESCUDERIA BAIX EMPORDÀ

Nº	Hora Día	Tiempo	Tiempo Salida	Tiempo Box	T. Box Total	Handicap	Diff.
1	9:14:15.783	9:14:15.783	9:19:05.515	4:49.732	4:49.732		

**191** Jean-Roch Piat PORSCHE 991.1 GT3 CUP

GT Cup VELOSO MOTORSPORT

Nº	Hora Día	Tiempo	Tiempo Salida	Tiempo Box	T. Box Total	Handicap	Diff.
1	9:08:03.545	9:08:03.545	9:08:40.393	36.848	36.848		
2	9:12:13.144	9:12:13.144	9:18:56.642	6:43.498	7:20.346		

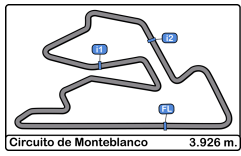
**199** José Barros PORSCHE 992 GT3 CUP

GT Cup VELOSO MOTORSPORT

Nº	Hora Día	Tiempo	Tiempo Salida	Tiempo Box	T. Box Total	Handicap	Diff.
1	9:15:31.213	9:15:31.213	9:18:44.432	3:13.219	3:13.219		



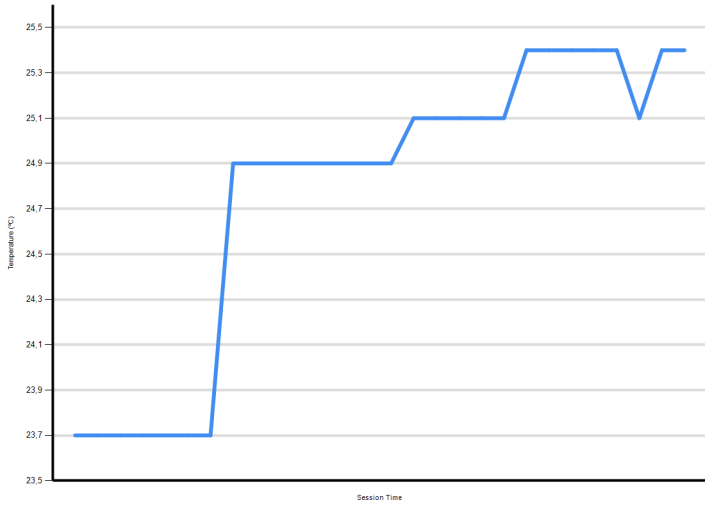




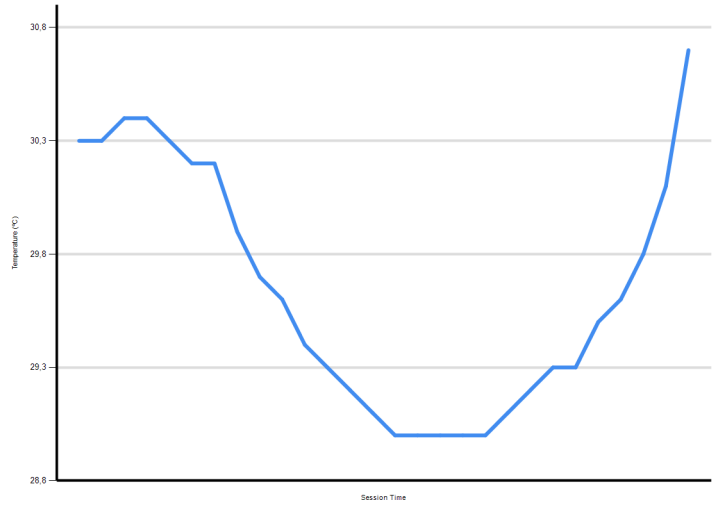
**Monteblando**  
**GT-CET**  
**Entrenamiento Cronometrado 1**  
**Informe Meteorológico**




Temperatura Aire




Temperatura Pista




Humedad



Presión



Velocidad Viento



Dirección Viento

