

Monteblanco

GT-CET

Carrera 1

Resultados Provisionales

Circuito de Monteblanco 3.926 m.

GT-CET
CAMPEONATO DE ESPAÑA

| Cls | Nº | Equipo/Concursante | Piloto 1 | Piloto 2 | Vehiculo | Cat | Cl | Vtas. | Tiempo | Dif 1º | Interval | Km/h | Mejor | Tiempo | Km/h |
|-----|-----|-------------------------|------------------------------------|-----------------------------------|-------------------------|--------|----|-------|------------------|----------|----------|-------|-------|----------|-------|
| 1 | 122 | GT CORSE | Alejandro Barambio Perea | Borja Garcia Menendez | PORSCHE 992 GT3 CUP | GT Cup | 1 | 29 | 50:38.151 | | | 134.9 | 18 | 1:37.377 | 145.1 |
| 2 | 199 | VELOSO MOTORSPORT | José Barros | | PORSCHE 992 GT3 CUP | GT Cup | 2 | 29 | 50:41.739 | 3.588 | 3.588 | 134.7 | 22 | 1:37.612 | 144.7 |
| 3 | 135 | RACAR MOTORSPORT | Leandro Martins | Dieter Svepes | PORSCHE 992 GT3 CUP | GT Cup | 3 | 29 | 50:42.373 | 4.222 | 0.634 | 134.7 | 16 | 1:37.304 | 145.2 |
| 4 | 111 | CD DAGO | Pablo Yeregui Ybarra | Daniel Carretero Ortega | AUDI R8 | GPX | 1 | 29 | 50:51.507 | 13.356 | 9.134 | 134.3 | 18 | 1:36.328 | 146.7 |
| 5 | 100 | ESCUADERIA FARAON | Pablo V. Bras Silvero | Fernando Gonzalez Gonzalez | PORSCHE 992 GT3 CUP | GT Cup | 4 | 29 | 51:03.736 | 25.585 | 12.229 | 133.7 | 16 | 1:38.141 | 144.0 |
| 6 | 114 | SKUALO COMPETICIÓN | Hendrik Van Zoest | JF | PORSCHE 992 GT3 CUP | GT Cup | 5 | 29 | 51:30.416 | 52.265 | 26.680 | 132.6 | 19 | 1:39.451 | 142.1 |
| 7 | 112 | ESCUADERIA FARAON | Pedro M. Lourinho Bras | Miguel Gomez Guillen | PORSCHE 992 GT3 CUP | GT Cup | 6 | 29 | 51:45.213 | 1:07.062 | 14.797 | 131.9 | 27 | 1:39.212 | 142.4 |
| 8 | 170 | ESCUADERIA FARAON | Agustin Sanabria Crespo | | KTM GT4 | GT4 | 1 | 28 | 52:18.869 | 1 Vta. | 1 Vta. | 126.0 | 18 | 1:44.119 | 135.7 |
| 9 | 133 | ESCUADERIA LA CORUÑA | Ángel Santos Aвале | Mikkel Kristensen Illan | LIGIER JS2R | GT4 | 2 | 28 | 52:20.322 | 1 Vta. | 1.453 | 126.0 | 12 | 1:44.537 | 135.2 |
| 10 | 181 | ESCUADERIA BAIX EMPORDÁ | Jan Schidlof Marek | JF Francesc Guitierrez Agüi | MCLAREN ARTURA GT4 | GT4 | 3 | 27 | 50:51.555 | 2 Vtas. | 1 Vta. | 125.0 | 27 | 1:43.870 | 136.0 |
| 11 | 6 | RX PRO RACING | Manuel Cañizares Tortosa | JR Marcos Menkes Campelo | PEUGEOT 308 RACING CUP | D1 | 1 | 26 | 51:17.179 | 3 Vtas. | 1 Vta. | 119.4 | 5 | 1:47.227 | 131.8 |
| 12 | 66 | MOTOR CLUB SABADELL | Laurent Puitgmal | | RENAULT CLIO CUP IV | D3 | 1 | 25 | 51:15.944 | 4 Vtas. | 1 Vta. | 114.8 | 16 | 1:55.130 | 122.7 |
| 13 | 18 | C.D.PLEMAR SPORT | Jose Luis Lopez Valdivielso | JF Alvaro Rodriguez Sastre | RENAULT CLIO CUP IV | D3 | 2 | 25 | 51:32.029 | 4 Vtas. | 16.085 | 114.2 | 23 | 1:54.899 | 123.0 |
| 14 | 36 | UCAV RACING | Carlos Alvarez Sindin | JF José Santos Pérez | SEAT LEON SUPERCOPA MK2 | D1 | 2 | 25 | 51:56.038 | 4 Vtas. | 24.009 | 113.3 | 5 | 1:53.689 | 124.3 |
| 15 | 120 | ESCUADERIA LA CORUÑA | Jon Aizpurua Saenz | JF Miguel Angel Romero | LIGIER JS2R | GPX | 2 | 23 | 51:39.864 | 6 Vtas. | 2 Vtas. | 104.8 | 4 | 1:45.291 | 134.2 |
| 16 | 9 | BALBOR MOTORSPORT C.A. | Jose Luis Albors Aleixandre | JF German Lopez Balboa | RENAULT CLIO CUP IV | D3 | 3 | 23 | 52:06.791 | 6 Vtas. | 26.927 | 103.9 | 15 | 1:56.711 | 121.0 |

Not classified: (Requirements: 75% of number laps of leader = 22 Laps)

| | | | | | | | | | | | | | | | |
|-----|-------------------|-----------------------------|---------------------------|--|--------------------|-----|---|----|------------------|---------|---------|-------|----|----------|-------|
| 118 | ESCUADERIA FARAON | Alvaro Fontes Blanco | Pedro M. Silvero Castilla | | FERRARI 488 CH EVO | GPX | 3 | 21 | 38:10.402 | 8 Vtas. | 2 Vtas. | 129.5 | 10 | 1:39.086 | 142.6 |
|-----|-------------------|-----------------------------|---------------------------|--|--------------------|-----|---|----|------------------|---------|---------|-------|----|----------|-------|

Vta. Rápida Yeregui - Carretero en 1:36.328 a 146.7 Km/h en la vta. 18

Publicado a las:.....

Temp Pista: **35.2 °C** Temp Aire: **29.3 °C** Humedad: **44 %** Estado Pista: **SECA**

Director Carrera:

Máximo Guerrero

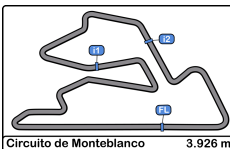
DPB-0803-ESP/NA

Cronometrador:

Luis García

JOB-2654-ESP/M





Monteblanco

GT-CET

Carrera 1

Resultados Provisionales por Categoría

GT-CET
CAMPEONATO DE ESPAÑA

| GT Cup | | | | | | | | | | | | | | | |
|--------|-----|--------------------|---------------------------------|-----------------------------------|---------------------|--------|----|-------|------------------|----------|----------|-------|-------|----------|-------|
| Cls | Nº | Equipo/Concursante | Piloto 1 | Piloto 2 | Vehiculo | Cat | Cl | Vtas. | Tiempo | Dif 1º | Interval | Km/h | Mejor | Tiempo | Km/h |
| 1 | 122 | GT CORSE | <u>Alejandro Barambio Perea</u> | Borja Garcia Menendez | PORSCHE 992 GT3 CUP | GT Cup | 1 | 29 | 50:38.151 | | | 134.9 | 18 | 1:37.377 | 145.1 |
| 2 | 199 | VELOSO MOTORSPORT | José Barros | | PORSCHE 992 GT3 CUP | GT Cup | 2 | 29 | 50:41.739 | 3.588 | 3.588 | 134.7 | 22 | 1:37.612 | 144.7 |
| 3 | 135 | RACAR MOTORSPORT | <u>Leandro Martins</u> | Dieter Svepes | PORSCHE 992 GT3 CUP | GT Cup | 3 | 29 | 50:42.373 | 4.222 | 0.634 | 134.7 | 16 | 1:37.304 | 145.2 |
| 4 | 100 | ESCUADERIA FARAON | Pablo V. Bras Silvero | <u>Fernando Gonzalez Gonzalez</u> | PORSCHE 992 GT3 CUP | GT Cup | 4 | 29 | 51:03.736 | 25.585 | 21.363 | 133.7 | 16 | 1:38.141 | 144.0 |
| 5 | 114 | SKUALO COMPETICIÓN | Hendrik Van Zoest | JF | PORSCHE 992 GT3 CUP | GT Cup | 5 | 29 | 51:30.416 | 52.265 | 26.680 | 132.6 | 19 | 1:39.451 | 142.1 |
| 6 | 112 | ESCUADERIA FARAON | <u>Pedro M. Lourinho Bras</u> | Miguel Gomez Guillen | PORSCHE 992 GT3 CUP | GT Cup | 6 | 29 | 51:45.213 | 1:07.062 | 14.797 | 131.9 | 27 | 1:39.212 | 142.4 |

| GPX | | | | | | | | | | | | | | | |
|-----|-----|----------------------|-----------------------------|-------------------------------|-------------|-----|----|-------|------------------|---------|----------|-------|-------|----------|-------|
| Cls | Nº | Equipo/Concursante | Piloto 1 | Piloto 2 | Vehiculo | Cat | Cl | Vtas. | Tiempo | Dif 1º | Interval | Km/h | Mejor | Tiempo | Km/h |
| 1 | 111 | CD DAGO | <u>Pablo Yeregui Ybarra</u> | Daniel Carretero Ortega | AUDI R8 | GPX | 1 | 29 | 50:51.507 | | | 134.3 | 18 | 1:36.328 | 146.7 |
| 2 | 120 | ESCUADERIA LA CORUÑA | Jon Aizpurua Saenz | JF <u>Miguel Angel Romero</u> | LIGIER JS2R | GPX | 2 | 23 | 51:39.864 | 6 Vtas. | 6 Vtas. | 104.8 | 4 | 1:45.291 | 134.2 |

Not classified: (Requirements: 75% of number laps of leader = 22 Laps)

| | | | | | | | | | | | | | | | |
|-----|-------------------|-----------------------------|---------------------------|--|--------------------|-----|---|----|------------------|---------|---------|-------|----|----------|-------|
| 118 | ESCUADERIA FARAON | <u>Alvaro Fontes Blanco</u> | Pedro M. Silvero Castilla | | FERRARI 488 CH EVO | GPX | 3 | 21 | 38:10.402 | 8 Vtas. | 2 Vtas. | 129.5 | 10 | 1:39.086 | 142.6 |
|-----|-------------------|-----------------------------|---------------------------|--|--------------------|-----|---|----|------------------|---------|---------|-------|----|----------|-------|

| GT4 | | | | | | | | | | | | | | | |
|-----|-----|-------------------------|----------------------------|-----------------------------|--------------------|-----|----|-------|------------------|--------|----------|-------|-------|----------|-------|
| Cls | Nº | Equipo/Concursante | Piloto 1 | Piloto 2 | Vehiculo | Cat | Cl | Vtas. | Tiempo | Dif 1º | Interval | Km/h | Mejor | Tiempo | Km/h |
| 1 | 170 | ESCUADERIA FARAON | Agustin Sanabria Crespo | | KTM GT4 | GT4 | 1 | 28 | 52:18.869 | | | 126.0 | 18 | 1:44.119 | 135.7 |
| 2 | 133 | ESCUADERIA LA CORUÑA | <u>Ángel Santos Avalle</u> | Mikkel Kristensen Illan | LIGIER JS2R | GT4 | 2 | 28 | 52:20.322 | 1.453 | 1.453 | 126.0 | 12 | 1:44.537 | 135.2 |
| 3 | 181 | ESCUADERIA BAIX EMPORDÀ | <u>Jan Schidlof Marek</u> | JF Francesc Guitierrez Agüi | MCLAREN ARTURA GT4 | GT4 | 3 | 27 | 50:51.555 | 1 Vta. | 1 Vta. | 125.0 | 27 | 1:43.870 | 136.0 |

| D1 | | | | | | | | | | | | | | | |
|-----|----|--------------------|---------------------------------|--------------------------|---------------------------|-----|----|-------|------------------|--------|----------|-------|-------|----------|-------|
| Cls | Nº | Equipo/Concursante | Piloto 1 | Piloto 2 | Vehiculo | Cat | Cl | Vtas. | Tiempo | Dif 1º | Interval | Km/h | Mejor | Tiempo | Km/h |
| 1 | 6 | RX PRO RACING | <u>Manuel Cañizares Tortosa</u> | JR Marcos Menkes Campelo | JR PEUGEOT 308 RACING CUP | D1 | 1 | 26 | 51:17.179 | | | 119.4 | 5 | 1:47.227 | 131.8 |
| 2 | 36 | UCAV RACING | <u>Carlos Alvarez Sindin</u> | JF José Santos Pérez | SEAT LEON SUPERCOPA MK2 | D1 | 2 | 25 | 51:56.038 | 1 Vta. | 1 Vta. | 113.3 | 5 | 1:53.689 | 124.3 |

| D3 | | | | | | | | | | | | | | | |
|-----|----|------------------------|------------------------------------|-------------------------------|---------------------|-----|----|-------|------------------|---------|----------|-------|-------|----------|-------|
| Cls | Nº | Equipo/Concursante | Piloto 1 | Piloto 2 | Vehiculo | Cat | Cl | Vtas. | Tiempo | Dif 1º | Interval | Km/h | Mejor | Tiempo | Km/h |
| 1 | 66 | MOTOR CLUB SABADELL | Laurent Puitgmal | | RENAULT CLIO CUP IV | D3 | 1 | 25 | 51:15.944 | | | 114.8 | 16 | 1:55.130 | 122.7 |
| 2 | 18 | C.D.PLEMAR SPORT | <u>Jose Luis Lopez Valdivielso</u> | JF Alvaro Rodriguez Sastre | RENAULT CLIO CUP IV | D3 | 2 | 25 | 51:32.029 | 16.085 | 16.085 | 114.2 | 23 | 1:54.899 | 123.0 |
| 3 | 9 | BALBOR MOTORSPORT C.A. | Jose Luis Albors Aleixandre | JF <u>German Lopez Balboa</u> | RENAULT CLIO CUP IV | D3 | 3 | 23 | 52:06.791 | 2 Vtas. | 2 Vtas. | 103.9 | 15 | 1:56.711 | 121.0 |

Vta. Rápida Yeregui - Carretero en 1:36.328 a 146.7 Km/h en la vta. 18

Publicado a las:.....

Temp Pista: **35.2 °C** Temp Aire: **29.3 °C** Humedad: **44 %** Estado Pista: **SECA**

Director Carrera:

Máximo Guerrero

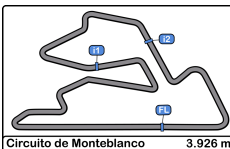
DPB-0803-ESP/NA

Cronometrador:

Luis García

JOB-2654-ESP/M





Monteblanco

GT-CET

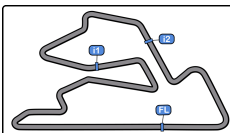
Carrera 1

Clasificación Provisional por Vuelta Rápida de Piloto

GT-CET
CAMPEONATO DE ESPAÑA

| Clas | Nº | Equipo/Concursante | Vehiculo | Piloto | Cat | Clas | Vtas. | Mejor | Tiempo | Dif 1º | Interval | Km/h | |
|------|-----|-------------------------|-------------------------|-----------------------------|--------|--------|-------|-------|----------|----------|----------|-------|-------|
| 1 | 111 | CD DAGO | AUDI R8 | Daniel Carretero Orteaga | GPX | 1 | 16 | 5 | 1:36.328 | | | 146.7 | |
| 2 | 135 | RACAR MOTORSPORT | PORSCHE 992 GT3 CUP | Dieter Svepes | GT Cup | 1 | 16 | 3 | 1:37.304 | 0.976 | 0.976 | 145.2 | |
| 3 | 122 | GT CORSE | PORSCHE 992 GT3 CUP | Boria Garcia Menendez | GT Cup | 2 | 16 | 5 | 1:37.377 | 1.049 | 0.073 | 145.1 | |
| 4 | 199 | VELOSO MOTORSPORT | PORSCHE 992 GT3 CUP | José Barros | GT Cup | 3 | 29 | 22 | 1:37.612 | 1.284 | 0.235 | 144.7 | |
| 5 | 135 | RACAR MOTORSPORT | PORSCHE 992 GT3 CUP | Leandro Martins | GT Cup | 4 | 13 | 9 | 1:38.040 | 1.712 | 0.428 | 144.1 | |
| 6 | 100 | ESCUADERIA FARAON | PORSCHE 992 GT3 CUP | Pablo V. Bras Silvero | GT Cup | 5 | 16 | 3 | 1:38.141 | 1.813 | 0.101 | 144.0 | |
| 7 | 122 | GT CORSE | PORSCHE 992 GT3 CUP | Alejandro Barambio Perea | GT Cup | 6 | 13 | 10 | 1:38.200 | 1.872 | 0.059 | 143.9 | |
| 8 | 118 | ESCUADERIA FARAON | FERRARI 488 CH EVO | Alvaro Fontes Blanco | GPX | 2 | 15 | 10 | 1:39.086 | 2.758 | 0.886 | 142.6 | |
| 9 | 100 | ESCUADERIA FARAON | PORSCHE 992 GT3 CUP | Fernando Gonzalez Gonzalez | GT Cup | 7 | 13 | 9 | 1:39.160 | 2.832 | 0.074 | 142.5 | |
| 10 | 112 | ESCUADERIA FARAON | PORSCHE 992 GT3 CUP | Miquel Gomez Guillen | GT Cup | 8 | 16 | 14 | 1:39.212 | 2.884 | 0.052 | 142.4 | |
| 11 | 114 | SKUALO COMPETICIÓN | PORSCHE 992 GT3 CUP | Hendrik Van Zoest | Gold | GT Cup | 9 | 29 | 19 | 1:39.451 | 3.123 | 0.239 | 142.1 |
| 12 | 111 | CD DAGO | AUDI R8 | Pablo Yerequi Ybarra | GPX | 3 | 13 | 5 | 1:39.614 | 3.286 | 0.163 | 141.8 | |
| 13 | 112 | ESCUADERIA FARAON | PORSCHE 992 GT3 CUP | Pedro M. Lourinho Bras | GT Cup | 10 | 13 | 7 | 1:40.760 | 4.432 | 1.146 | 140.2 | |
| 14 | 118 | ESCUADERIA FARAON | FERRARI 488 CH EVO | Pedro M. Silvero Castilla | GPX | 4 | 6 | 3 | 1:42.976 | 6.648 | 2.216 | 137.2 | |
| 15 | 181 | ESCUADERIA BAIX EMPORDÀ | MCLAREN ARTURA GT4 | Francesc Guitierrez Aqüi | GT4 | 1 | 14 | 14 | 1:43.870 | 7.542 | 0.894 | 136.0 | |
| 16 | 170 | ESCUADERIA FARAON | KTM GT4 | Austin Sanabria Crespo | GT4 | 2 | 28 | 18 | 1:44.119 | 7.791 | 0.249 | 135.7 | |
| 17 | 133 | ESCUADERIA LA CORUÑA | LIGIER JS2R | Ángel Santos Avalle | GT4 | 3 | 14 | 12 | 1:44.537 | 8.209 | 0.418 | 135.2 | |
| 18 | 133 | ESCUADERIA LA CORUÑA | LIGIER JS2R | Mikkel Kristensen Illan | GT4 | 4 | 14 | 12 | 1:44.706 | 8.378 | 0.169 | 134.9 | |
| 19 | 120 | ESCUADERIA LA CORUÑA | LIGIER JS2R | Miquel Àngel Romero | GPX | 5 | 10 | 4 | 1:45.291 | 8.963 | 0.585 | 134.2 | |
| 20 | 181 | ESCUADERIA BAIX EMPORDÀ | MCLAREN ARTURA GT4 | Jan Schidlof Marek | Gold | GT4 | 5 | 13 | 7 | 1:45.363 | 9.035 | 0.072 | 134.1 |
| 21 | 6 | RX PRO RACING | PEUGEOT 308 RACING CUP | Manuel Cañizares Tortosa | Silver | D1 | 1 | 14 | 5 | 1:47.227 | 10.899 | 1.864 | 131.8 |
| 22 | 120 | ESCUADERIA LA CORUÑA | LIGIER JS2R | Jon Aizourua Saenz | Gold | GPX | 6 | 13 | 13 | 1:48.343 | 12.015 | 1.116 | 130.4 |
| 23 | 6 | RX PRO RACING | PEUGEOT 308 RACING CUP | Marcos Menkes Campelo | Silver | D1 | 2 | 12 | 12 | 1:50.496 | 14.168 | 2.153 | 127.9 |
| 24 | 36 | UCAV RACING | SEAT LEON SUPERCOPA MK2 | Carlos Alvarez Sindin | Gold | D1 | 3 | 11 | 5 | 1:53.689 | 17.361 | 3.193 | 124.3 |
| 25 | 18 | C.D.PLEMAR SPORT | RENAULT CLIO CUP IV | Alvaro Rodriguez Sastre | | D3 | 1 | 13 | 11 | 1:54.899 | 18.571 | 1.210 | 123.0 |
| 26 | 66 | MOTOR CLUB SABADELL | RENAULT CLIO CUP IV | Laurent Puitamal | | D3 | 2 | 25 | 16 | 1:55.130 | 18.802 | 0.231 | 122.7 |
| 27 | 36 | UCAV RACING | SEAT LEON SUPERCOPA MK2 | José Santos Pérez | | D1 | 4 | 14 | 3 | 1:55.413 | 19.085 | 0.283 | 122.4 |
| 28 | 9 | BALBOR MOTORSPORT C.A. | RENAULT CLIO CUP IV | Jose Luis Albors Aleixandre | Gold | D3 | 3 | 12 | 4 | 1:56.711 | 20.383 | 1.298 | 121.0 |
| 29 | 18 | C.D.PLEMAR SPORT | RENAULT CLIO CUP IV | Jose Luis Lopez Valdivielso | Gold | D3 | 4 | 12 | 8 | 1:56.960 | 20.632 | 0.249 | 120.8 |
| 30 | 9 | BALBOR MOTORSPORT C.A. | RENAULT CLIO CUP IV | German Lopez Balboa | | D3 | 5 | 11 | 8 | 1:57.405 | 21.077 | 0.445 | 120.3 |





Monteblanco

GT-CET

Carrera 1

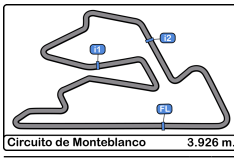
Distancia y Velocidad Media

Circuito de Monteblanco 3.926 m.

GT-CET
CAMPEONATO DE ESPAÑA

| Cls | Nº | Equipo/Concursante | Piloto 1 | Piloto 2 | Vehiculo | Cat | Cls | Vtas. | Distancia | Tiempo Total | Km/h |
|---|-----|-------------------------|------------------------------------|-----------------------------------|--------------------------|--------|-----|-------|-----------|--------------|-------|
| 1 | 122 | GT CORSE | <u>Alejandro Barambio Perea</u> | Borja Garcia Menendez | PORSCHE 992 GT3 CUP | GT Cup | 1 | 29 | 113.85 | 50:38.151 | 134.9 |
| 2 | 199 | VELOSO MOTORSPORT | José Barros | | PORSCHE 992 GT3 CUP | GT Cup | 2 | 29 | 113.85 | 50:41.739 | 134.7 |
| 3 | 135 | RACAR MOTORSPORT | <u>Leandro Martins</u> | Dieter Svepes | PORSCHE 992 GT3 CUP | GT Cup | 3 | 29 | 113.85 | 50:42.373 | 134.7 |
| 4 | 111 | CD DAGO | <u>Pablo Yeregui Ybarra</u> | Daniel Carretero Ortega | AUDI R8 | GPX | 1 | 29 | 113.85 | 50:51.507 | 134.3 |
| 5 | 100 | ESCUADERIA FARAON | Pablo V. Bras Silvero | <u>Fernando Gonzalez Gonzalez</u> | PORSCHE 992 GT3 CUP | GT Cup | 4 | 29 | 113.85 | 51:03.736 | 133.7 |
| 6 | 114 | SKUALO COMPETICIÓN | Hendrik Van Zoest | JF | PORSCHE 992 GT3 CUP | GT Cup | 5 | 29 | 113.85 | 51:30.416 | 132.6 |
| 7 | 112 | ESCUADERIA FARAON | <u>Pedro M. Lourinho Bras</u> | Miguel Gomez Guillen | PORSCHE 992 GT3 CUP | GT Cup | 6 | 29 | 113.85 | 51:45.213 | 131.9 |
| 8 | 170 | ESCUADERIA FARAON | Agustin Sanabria Crespo | | KTM GT4 | GT4 | 1 | 28 | 109.92 | 52:18.869 | 126.0 |
| 9 | 133 | ESCUADERIA LA CORUÑA | <u>Ángel Santos Avalue</u> | Mikkel Kristensen Illan | LIGIER JS2R | GT4 | 2 | 28 | 109.92 | 52:20.322 | 126.0 |
| 10 | 181 | ESCUADERIA BAIX EMPORDÀ | <u>Jan Schidlof Marek</u> | JF Francesc Guitierrez Agüi | MCLAREN ARTURA GT4 | GT4 | 3 | 27 | 106.00 | 50:51.555 | 125.0 |
| 11 | 6 | RX PRO RACING | <u>Manuel Cañizares Tortosa</u> | JR Marcos Menkes Campelo | PEUGEOT 308 RACING CUP | D1 | 1 | 26 | 102.07 | 51:17.179 | 119.4 |
| 12 | 66 | MOTOR CLUB SABADELL | Laurent Puitgmal | | RENAULT CLIO CUP IV | D3 | 1 | 25 | 98.15 | 51:15.944 | 114.8 |
| 13 | 18 | C.D.PLEMAR SPORT | <u>Jose Luis Lopez Valdivielso</u> | JF Alvaro Rodriguez Sastre | RENAULT CLIO CUP IV | D3 | 2 | 25 | 98.15 | 51:32.029 | 114.2 |
| 14 | 36 | UCAV RACING | <u>Carlos Alvarez Sindin</u> | JF José Santos Pérez | SEAT LEON SUPERCOPIA MK2 | D1 | 2 | 25 | 98.15 | 51:56.038 | 113.3 |
| 15 | 120 | ESCUADERIA LA CORUÑA | Jon Aizpurua Saenz | JF <u>Miguel Angel Romero</u> | LIGIER JS2R | GPX | 2 | 23 | 90.29 | 51:39.864 | 104.8 |
| 16 | 9 | BALBOR MOTORSPORT C.A. | Jose Luis Albors Aleixandre | JF <u>German Lopez Balboa</u> | RENAULT CLIO CUP IV | D3 | 3 | 23 | 90.29 | 52:06.791 | 103.9 |
| Not classified: (Requirements: 75% of number laps of leader = 22 Laps) | | | | | | | | | | | |
| | 118 | ESCUADERIA FARAON | <u>Alvaro Fontes Blanco</u> | Pedro M. Silvero Castilla | FERRARI 488 CH EVO | GPX | 3 | 21 | 82.44 | 38:10.402 | 129.5 |





Monteblando

GT-CET

Carrera 1

Tiempos Por Vuelta



6 Manuel Cañizares Tortosa PEUGEOT 308 RACING CUP **18** Jose Luis Lopez Valdiviello RENAULT CLIO CUP IV

D1 Marcos Menkes Campelo RX PRO RACING D3 Alvaro Rodriguez Sastre C.D.PLEMAR SPORT

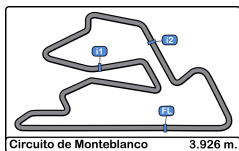
| Vta | D | Tiempo | Sector 1 | Sector 2 | Sector 3 | T. Spd | Elapsed | Vta | D | Tiempo | Sector 1 | Sector 2 | Sector 3 | T. Spd | Elapsed |
|-----|---|------------|----------|----------|----------|--------|-----------|-----|---|------------|----------|----------|----------|--------|-----------|
| 1 | 1 | 2:55.412 | 1:28.885 | 37.562 | 48.965 | | 2:55.412 | 1 | 1 | 2:58.294 | 1:33.244 | 37.300 | 47.750 | | 2:58.294 |
| 2 | 1 | 1:51.275 | 54.931 | 28.269 | 28.075 | | 4:46.687 | 2 | 1 | 1:59.036 | 57.990 | 30.846 | 30.200 | | 4:57.330 |
| 3 | 1 | 1:47.895 | 52.314 | 27.571 | 28.010 | | 6:34.582 | 3 | 1 | 1:58.342 | 57.700 | 30.530 | 30.112 | | 6:55.672 |
| 4 | 1 | 1:47.643 | 52.020 | 27.775 | 27.848 | | 8:22.225 | 4 | 1 | 1:58.245 | 57.248 | 30.494 | 30.503 | | 8:53.917 |
| 5 | 1 | 1:47.227 | 52.062 | 27.588 | 27.577 | | 10:09.452 | 5 | 1 | 1:58.420 | 57.488 | 30.297 | 30.635 | | 10:52.337 |
| 6 | 1 | 1:47.716 | 52.102 | 27.871 | 27.743 | | 11:57.168 | 6 | 1 | 1:59.922 | 57.487 | 31.178 | 31.257 | | 12:52.259 |
| 7 | 1 | 1:50.639 | 53.122 | 28.214 | 29.303 | | 13:47.807 | 7 | 1 | 2:01.674 | 1:00.127 | 30.497 | 31.050 | | 14:53.933 |
| 8 | 1 | 1:47.684 | 51.994 | 27.787 | 27.903 | | 15:35.491 | 8 | 1 | 1:56.960 | 56.654 | 30.265 | 30.041 | | 16:50.893 |
| 9 | 1 | 1:48.117 | 52.282 | 27.679 | 28.156 | | 17:23.608 | 9 | 1 | 1:57.024 | 56.439 | 30.173 | 30.412 | | 18:47.917 |
| 10 | 1 | 1:50.355 | 53.740 | 28.322 | 28.293 | | 19:13.963 | 10 | 1 | 2:00.140 | 57.305 | 31.152 | 31.683 | | 20:48.057 |
| 11 | 1 | 1:49.131 | 52.510 | 28.565 | 28.056 | | 21:03.094 | 11 | 1 | 1:59.493 | 58.404 | 30.430 | 30.659 | | 22:47.550 |
| 12 | 1 | 1:49.133 | 52.322 | 28.136 | 28.675 | | 22:52.227 | 12 | 1 | 2:06.320 P | 57.648 | 31.410 | 37.262 | | 24:53.870 |
| 13 | 1 | 1:49.873 | 52.938 | 28.858 | 28.077 | | 24:42.100 | 13 | 2 | 3:31.646 | 2:32.119 | 29.802 | 29.725 | | 28:25.516 |
| 14 | 1 | 1:57.244 P | 52.804 | 28.056 | 36.384 | | 26:39.344 | 14 | 2 | 1:55.439 | 56.200 | 29.502 | 29.737 | | 30:20.955 |
| 15 | 2 | 4:04.563 | 3:05.415 | 29.189 | 29.959 | | 30:43.907 | 15 | 2 | 1:55.000 | 55.883 | 29.405 | 29.712 | | 32:15.955 |
| 16 | 2 | 1:51.685 | 53.584 | 28.853 | 29.248 | | 32:35.592 | 16 | 2 | 1:55.396 | 55.765 | 29.936 | 29.695 | | 34:11.351 |
| 17 | 2 | 1:52.873 | 53.494 | 30.010 | 29.369 | | 34:28.465 | 17 | 2 | 1:55.488 | 55.607 | 29.751 | 30.130 | | 36:06.839 |
| 18 | 2 | 1:54.458 | 56.208 | 29.233 | 29.017 | | 36:22.923 | 18 | 2 | 1:54.922 | 55.626 | 29.567 | 29.729 | | 38:01.761 |
| 19 | 2 | 1:52.661 | 54.797 | 28.756 | 29.108 | | 38:15.584 | 19 | 2 | 1:58.725 | 55.528 | 29.626 | 33.571 | | 40:00.486 |
| 20 | 2 | 1:52.933 | 54.316 | 29.072 | 29.545 | | 40:08.517 | 20 | 2 | 1:55.071 | 55.833 | 29.448 | 29.790 | | 41:55.557 |
| 21 | 2 | 1:51.901 | 53.063 | 28.665 | 30.173 | | 42:00.418 | 21 | 2 | 1:55.288 | 55.893 | 29.491 | 29.904 | | 43:50.845 |
| 22 | 2 | 1:51.953 | 53.612 | 29.263 | 29.078 | | 43:52.371 | 22 | 2 | 1:55.720 | 55.919 | 29.888 | 29.913 | | 45:46.565 |
| 23 | 2 | 1:51.621 | 54.666 | 28.361 | 28.594 | | 45:43.992 | 23 | 2 | 1:54.899 | 55.620 | 29.455 | 29.824 | | 47:41.464 |
| 24 | 2 | 1:51.890 | 54.418 | 28.682 | 28.790 | | 47:35.882 | 24 | 2 | 1:55.452 | 56.292 | 29.451 | 29.709 | | 49:36.916 |
| 25 | 2 | 1:50.801 | 53.268 | 28.518 | 29.015 | | 49:26.683 | 25 | 2 | 1:55.113 | 55.648 | 29.418 | 30.047 | | 51:32.029 |
| 26 | 2 | 1:50.496 | 53.074 | 28.617 | 28.805 | | 51:17.179 | | | | | | | | |

9 Jose Luis Alborns RENAULT CLIO CUP IV **36** Carlos Alvarez Sindin SEAT LEON SUPERCOPIA MK2
Aleixandre

D3 German Lopez Balboa BALBOR MOTORSPORT C.A. D1 José Santos Pérez UCAV RACING

| Vta | D | Tiempo | Sector 1 | Sector 2 | Sector 3 | T. Spd | Elapsed | Vta | D | Tiempo | Sector 1 | Sector 2 | Sector 3 | T. Spd | Elapsed |
|-----|---|------------|----------|----------|----------|--------|-----------|-----|---|------------|----------|----------|----------|--------|-----------|
| 1 | 2 | 2:57.390 | 1:32.468 | 37.271 | 47.651 | | 2:57.390 | 1 | 1 | 2:56.221 | 1:30.490 | 37.503 | 48.228 | | 2:56.221 |
| 2 | 2 | 1:58.757 | 58.207 | 30.245 | 30.305 | | 4:56.147 | 2 | 1 | 1:54.616 | 55.843 | 29.542 | 29.231 | | 4:50.837 |
| 3 | 2 | 1:58.420 | 57.892 | 30.240 | 30.288 | | 6:54.567 | 3 | 1 | 1:56.789 | 57.902 | 29.947 | 28.940 | | 6:47.626 |
| 4 | 2 | 1:58.276 | 57.013 | 30.295 | 30.968 | | 8:52.843 | 4 | 1 | 1:53.723 | 55.345 | 29.218 | 29.160 | | 8:41.349 |
| 5 | 2 | 1:58.906 | 57.930 | 30.283 | 30.693 | | 10:51.749 | 5 | 1 | 1:53.689 | 55.273 | 29.556 | 28.860 | | 10:35.038 |
| 6 | 2 | 1:59.220 | 57.400 | 30.279 | 31.541 | | 12:50.969 | 6 | 1 | 1:57.685 | 57.375 | 30.477 | 29.833 | | 12:32.723 |
| 7 | 2 | 2:00.259 | 58.901 | 30.788 | 30.570 | | 14:51.228 | 7 | 1 | 1:58.739 | 58.416 | 30.573 | 29.750 | | 14:31.462 |
| 8 | 2 | 1:57.405 | 56.956 | 30.191 | 30.258 | | 16:48.633 | 8 | 1 | 1:56.934 | 55.798 | 30.528 | 30.608 | | 16:28.396 |
| 9 | 2 | 1:57.609 | 57.235 | 30.241 | 30.133 | | 18:46.242 | 9 | 1 | 1:59.912 | 58.411 | 30.584 | 30.917 | | 18:28.308 |
| 10 | 2 | 2:07.141 P | 58.179 | 33.246 | 35.716 | | 20:53.383 | 10 | 1 | 2:05.541 P | 56.531 | 30.455 | 38.555 | | 20:33.849 |
| 11 | 2 | 3:26.873 | 2:25.733 | 30.757 | 30.383 | | 24:20.256 | 11 | 1 | 3:53.012 | 2:51.502 | 31.889 | 29.621 | | 24:26.861 |
| 12 | 1 | 1:56.842 | 56.390 | | 2:27.225 | | 26:17.098 | 12 | 2 | 1:57.723 | 56.571 | 31.302 | 29.850 | | 26:24.584 |
| 13 | 1 | 1:56.824 | 56.367 | | 4:24.049 | | 28:13.922 | 13 | 2 | 1:55.438 | 56.224 | 29.461 | 29.753 | | 28:20.022 |
| 14 | 1 | 1:56.898 | 56.536 | 30.109 | 30.253 | | 30:10.820 | 14 | 2 | 1:55.413 | 55.104 | 30.238 | 30.071 | | 30:15.435 |
| 15 | 1 | 1:56.711 | 56.555 | 30.138 | 30.018 | | 32:07.531 | 15 | 2 | 1:55.894 | 55.228 | 30.525 | 30.141 | | 32:11.329 |
| 16 | 1 | 1:56.959 | 56.299 | 30.187 | 30.473 | | 34:04.490 | 16 | 2 | 1:55.732 | 56.135 | 29.635 | 29.962 | | 34:07.061 |
| 17 | 1 | 1:57.326 | 56.923 | 30.054 | 30.349 | | 36:01.816 | 17 | 2 | 2:00.359 | 56.313 | 32.118 | 31.928 | | 36:07.420 |
| 18 | 1 | 1:57.229 | 56.820 | 30.137 | 30.272 | | 37:59.045 | 18 | 2 | 2:00.763 | 57.904 | 32.656 | 30.203 | | 38:08.183 |
| 19 | 1 | 2:06.413 P | 57.310 | 30.116 | 38.987 | | 40:05.458 | 19 | 2 | 2:00.062 | 58.785 | 30.969 | 30.308 | | 40:08.245 |
| 20 | 1 | 5:52.534 | 4:48.041 | 32.414 | 32.079 | | 45:57.992 | 20 | 2 | 1:57.429 | 55.454 | 30.217 | 31.758 | | 42:05.674 |
| 21 | 1 | 2:02.771 | 59.183 | 31.717 | 31.871 | | 48:00.763 | 21 | 2 | 2:00.610 | 58.158 | 30.798 | 31.654 | | 44:06.284 |
| 22 | 1 | 2:03.457 | 59.568 | 31.866 | 32.023 | | 50:04.220 | 22 | 2 | 1:59.011 | 57.731 | 29.668 | 31.612 | | 46:05.295 |
| 23 | 1 | 2:02.571 | 58.719 | 31.883 | 31.969 | | 52:06.791 | 23 | 2 | 1:55.607 | 55.934 | 29.898 | 29.775 | | 48:00.902 |
| | | | | | | | | 24 | 2 | 1:57.901 | 55.882 | 31.680 | 30.339 | | 49:58.803 |
| | | | | | | | | 25 | 2 | 1:57.235 | 56.631 | 29.896 | 30.708 | | 51:56.038 |





Monteblando

GT-CET

Carrera 1

Tiempos Por Vuelta

GT-CET
CAMPEONATO DE ESPAÑA

66

Laurent Puitgmal

RENAULT CLIO CUP IV

100

Pablo V. Bras Silvero

PORSCHE 992 GT3 CUP

D3

MOTOR CLUB SABADELL

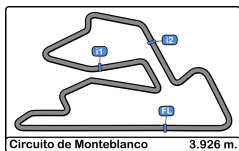
GT Cup

Fernando Gonzalez

ESCUADERIA FARAON

| Vta | D | Tiempo | Sector 1 | Sector 2 | Sector 3 | T. Spd | Elapsed | Vta | D | Tiempo | Sector 1 | Sector 2 | Sector 3 | T. Spd | Elapsed |
|-----|---|------------|----------|----------|----------|--------|-----------|-----|---|------------|----------|----------|----------|--------|-----------|
| 1 | | 2:57.173 | 1:31.302 | 37.259 | 48.612 | | 2:57.173 | 1 | 2 | 2:52.968 | 1:20.953 | 38.198 | 53.817 | | 2:52.968 |
| 2 | | 1:56.987 | 56.994 | 29.782 | 30.211 | | 4:54.160 | 2 | 2 | 1:41.648 | 50.076 | 25.738 | 25.834 | | 4:34.616 |
| 3 | | 1:55.896 | 56.093 | 29.755 | 30.048 | | 6:50.056 | 3 | 2 | 1:40.396 | 48.830 | 25.681 | 25.885 | | 6:15.012 |
| 4 | | 1:55.479 | 55.758 | 29.640 | 30.081 | | 8:45.535 | 4 | 2 | 1:39.625 | 48.298 | | 2:05.510 | | 7:54.637 |
| 5 | | 1:55.544 | 55.908 | 29.659 | 29.977 | | 10:41.079 | 5 | 2 | 1:39.550 | 48.059 | 25.629 | 25.862 | | 9:34.187 |
| 6 | | 1:55.420 | 56.147 | 29.499 | 29.774 | | 12:36.499 | 6 | 2 | 1:39.833 | 48.217 | 25.658 | 25.958 | | 11:14.020 |
| 7 | | 1:56.589 | 56.328 | 30.144 | 30.117 | | 14:33.088 | 7 | 2 | 1:39.189 | 48.004 | 25.353 | 25.832 | | 12:53.209 |
| 8 | | 1:55.918 | 56.184 | 29.955 | 29.779 | | 16:29.006 | 8 | 2 | 1:39.414 | 47.924 | 25.450 | 26.040 | | 14:32.623 |
| 9 | | 1:55.609 | 56.336 | 29.514 | 29.759 | | 18:24.615 | 9 | 2 | 1:39.160 | 47.909 | 25.439 | 25.812 | | 16:11.783 |
| 10 | | 1:55.211 | 55.737 | 29.596 | 29.878 | | 20:19.826 | 10 | 2 | 1:39.627 | 48.149 | 25.436 | 26.042 | | 17:51.410 |
| 11 | | 1:58.951 P | 55.563 | 29.505 | 33.883 | | 22:18.777 | 11 | 2 | 1:44.338 P | 47.805 | 25.648 | 30.885 | | 19:35.748 |
| 12 | | 3:49.806 | 2:50.679 | 29.428 | 29.699 | | 26:08.583 | 12 | 2 | 3:24.935 | 2:33.610 | 25.429 | 25.896 | | 23:00.683 |
| 13 | | 1:56.122 | 56.357 | 29.985 | 29.780 | | 28:04.705 | 13 | 2 | 1:39.305 | 47.740 | 25.860 | 25.705 | | 24:39.988 |
| 14 | | 1:55.572 | 55.837 | 30.131 | 29.604 | | 30:00.277 | 14 | 1 | 1:39.424 | 47.484 | 25.472 | 26.468 | | 26:19.412 |
| 15 | | 1:55.333 | 55.944 | 29.541 | 29.848 | | 31:55.610 | 15 | 1 | 1:38.650 | 47.463 | 25.578 | 25.609 | | 27:58.062 |
| 16 | | 1:55.130 | 55.708 | 29.569 | 29.853 | | 33:50.740 | 16 | 1 | 1:38.141 | 47.356 | 25.269 | 25.516 | | 29:36.203 |
| 17 | | 1:56.186 | 56.816 | 29.501 | 29.869 | | 35:46.926 | 17 | 1 | 1:39.394 | 47.308 | 25.755 | 26.331 | | 31:15.597 |
| 18 | | 1:55.333 | 55.743 | 29.572 | 30.018 | | 37:42.259 | 18 | 1 | 1:38.158 | 47.362 | 25.187 | 25.609 | | 32:53.755 |
| 19 | | 1:56.689 | 55.874 | 30.655 | 30.160 | | 39:38.948 | 19 | 1 | 1:38.175 | 47.269 | 25.225 | 25.681 | | 34:31.930 |
| 20 | | 1:55.998 | 55.714 | 29.959 | 30.325 | | 41:34.946 | 20 | 1 | 1:39.851 | 48.265 | 25.675 | 25.911 | | 36:11.781 |
| 21 | | 1:56.533 | 55.848 | 29.955 | 30.730 | | 43:31.479 | 21 | 1 | 1:39.948 | 48.507 | 25.708 | 25.733 | | 37:51.729 |
| 22 | | 1:55.617 | 55.989 | 29.663 | 29.965 | | 45:27.096 | 22 | 1 | 1:38.451 | 47.298 | 25.416 | 25.737 | | 39:30.180 |
| 23 | | 1:56.148 | 56.483 | 29.472 | 30.193 | | 47:23.244 | 23 | 1 | 1:38.844 | 47.595 | 25.640 | 25.609 | | 41:09.024 |
| 24 | | 1:55.854 | 56.017 | 29.687 | 30.150 | | 49:19.098 | 24 | 1 | 1:38.905 | 47.662 | 25.395 | 25.848 | | 42:47.929 |
| 25 | | 1:56.846 | 57.237 | 29.623 | 29.986 | | 51:15.944 | 25 | 1 | 1:38.259 | 47.545 | 25.270 | 25.444 | | 44:26.188 |
| | | | | | | | | 26 | 1 | 1:38.849 | 47.505 | 25.524 | 25.820 | | 46:05.037 |
| | | | | | | | | 27 | 1 | 1:39.313 | 47.880 | 25.734 | 25.699 | | 47:44.350 |
| | | | | | | | | 28 | 1 | 1:39.497 | 48.001 | 25.588 | 25.908 | | 49:23.847 |
| | | | | | | | | 29 | 1 | 1:39.889 | 47.501 | 25.776 | 26.612 | | 51:03.736 |



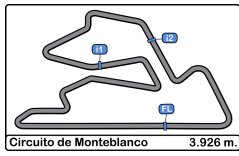


Monteblando
GT-CET
Carrera 1
Tiempos Por Vuelta



| 111 | | | | | | 112 | | | | | | | | | |
|-----------------------------|---|------------|----------|----------|----------|--|-----------|-----|---|------------|----------|----------|----------|--------|-----------|
| Pablo Yeregui Ybarra | | | | | | AUDI R8 | | | | | | | | | |
| GPX Daniel Carretero Ortega | | | | | | CD DAGO GT Cup Miguel Gomez Guillen ESCUDERIA FARAON | | | | | | | | | |
| Vta | D | Tiempo | Sector 1 | Sector 2 | Sector 3 | T. Spd | Elapsed | Vta | D | Tiempo | Sector 1 | Sector 2 | Sector 3 | T. Spd | Elapsed |
| 1 | 1 | 2:52.381 | 1:16.723 | 40.339 | 55.319 | | 2:52.381 | 1 | 1 | 2:53.335 | 1:23.488 | 37.603 | 52.244 | | 2:53.335 |
| 2 | 1 | 1:44.655 | 52.521 | 25.905 | 26.229 | | 4:37.036 | 2 | 1 | 1:47.038 | 53.159 | 27.059 | 26.820 | | 4:40.373 |
| 3 | 1 | 1:40.745 | 48.227 | 26.104 | 26.414 | | 6:17.781 | 3 | 1 | 1:42.904 | 49.378 | 26.601 | 26.925 | | 6:23.277 |
| 4 | 1 | 1:40.377 | 48.157 | 26.191 | 26.029 | | 7:58.158 | 4 | 1 | 1:42.278 | 48.927 | 26.731 | 26.620 | | 8:05.555 |
| 5 | 1 | 1:39.614 | 47.927 | 25.851 | 25.836 | | 9:37.772 | 5 | 1 | 1:41.661 | 48.743 | 26.613 | 26.305 | | 9:47.216 |
| 6 | 1 | 1:39.916 | 48.114 | 25.764 | 26.038 | | 11:17.688 | 6 | 1 | 1:41.327 | 48.605 | 26.403 | 26.319 | | 11:28.543 |
| 7 | 1 | 1:40.202 | 47.691 | 25.918 | 26.593 | | 12:57.890 | 7 | 1 | 1:40.760 | 48.221 | 26.149 | 26.390 | | 13:09.303 |
| 8 | 1 | 1:40.903 | 48.869 | 25.901 | 26.133 | | 14:38.793 | 8 | 1 | 1:41.194 | 48.281 | 26.276 | 26.637 | | 14:50.497 |
| 9 | 1 | 1:41.781 | 48.387 | 26.032 | 27.362 | | 16:20.574 | 9 | 1 | 1:41.097 | 48.293 | 26.278 | 26.526 | | 16:31.594 |
| 10 | 1 | 1:40.196 | 47.972 | 26.124 | 26.100 | | 18:00.770 | 10 | 1 | 1:42.133 | 48.805 | 26.635 | 26.693 | | 18:13.727 |
| 11 | 1 | 1:41.104 | 47.865 | 26.775 | 26.464 | | 19:41.874 | 11 | 1 | 1:40.969 | 48.175 | 26.229 | 26.565 | | 19:54.696 |
| 12 | 1 | 1:44.914 P | 47.591 | 25.784 | 31.539 | | 21:26.788 | 12 | 1 | 1:46.020 P | 48.580 | 26.304 | 31.136 | | 21:40.716 |
| 13 | 1 | 3:27.810 | 2:37.342 | 25.139 | 25.329 | | 24:54.598 | 13 | 1 | 3:18.027 | 2:24.876 | 26.582 | 26.569 | | 24:58.743 |
| 14 | 2 | 1:37.162 | 46.905 | 25.150 | 25.107 | | 26:31.760 | 14 | 2 | 1:40.772 | 48.552 | 26.032 | 26.188 | | 26:39.515 |
| 15 | 2 | 1:38.045 | 47.613 | 24.849 | 25.583 | | 28:09.805 | 15 | 2 | 1:40.802 | 48.363 | 26.113 | 26.326 | | 28:20.317 |
| 16 | 2 | 1:36.953 | 47.010 | 24.970 | 24.973 | | 29:46.758 | 16 | 2 | 1:40.189 | 48.431 | 25.669 | 26.089 | | 30:00.506 |
| 17 | 2 | 1:36.688 | 46.545 | 25.013 | 25.130 | | 31:23.446 | 17 | 2 | 1:40.420 | 48.494 | 25.834 | 26.092 | | 31:40.926 |
| 18 | 2 | 1:36.328 | 46.254 | 24.705 | 25.369 | | 32:59.774 | 18 | 2 | 1:39.644 | 48.245 | 25.565 | 25.834 | | 33:20.570 |
| 19 | 2 | 1:40.603 | 50.316 | 25.319 | 24.968 | | 34:40.377 | 19 | 2 | 1:40.321 | 48.621 | 25.797 | 25.903 | | 35:00.891 |
| 20 | 2 | 1:36.614 | 46.390 | 25.036 | 25.188 | | 36:16.991 | 20 | 2 | 1:40.263 | 48.647 | 25.687 | 25.929 | | 36:41.154 |
| 21 | 2 | 1:37.154 | 46.817 | 25.472 | 24.865 | | 37:54.145 | 21 | 2 | 1:40.303 | 48.638 | 25.745 | 25.920 | | 38:21.457 |
| 22 | 2 | 1:36.909 | 46.346 | 25.331 | 25.232 | | 39:31.054 | 22 | 2 | 1:41.104 | 48.482 | 25.933 | 26.689 | | 40:02.561 |
| 23 | 2 | 1:37.967 | 47.196 | 25.498 | 25.273 | | 41:09.021 | 23 | 2 | 1:41.203 | 48.435 | 25.911 | 26.857 | | 41:43.764 |
| 24 | 2 | 1:37.001 | 46.861 | 25.062 | 25.078 | | 42:46.022 | 24 | 2 | 1:41.127 | 48.935 | 26.013 | 26.179 | | 43:24.891 |
| 25 | 2 | 1:36.842 | 46.446 | 25.263 | 25.133 | | 44:22.864 | 25 | 2 | 1:39.614 | 48.019 | 25.388 | 26.207 | | 45:04.505 |
| 26 | 2 | 1:37.019 | 46.465 | 25.044 | 25.510 | | 45:59.883 | 26 | 2 | 1:39.771 | 48.100 | 25.504 | 26.167 | | 46:44.276 |
| 27 | 2 | 1:37.668 | 46.701 | 25.365 | 25.602 | | 47:37.551 | 27 | 2 | 1:39.212 | 47.718 | 25.364 | 26.130 | | 48:23.488 |
| 28 | 2 | 1:36.920 | 46.594 | 25.152 | 25.174 | | 49:14.471 | 28 | 2 | 1:41.005 | 48.591 | 26.210 | 26.204 | | 50:04.493 |
| 29 | 2 | 1:37.036 | 46.638 | 25.123 | 25.275 | | 50:51.507 | 29 | 2 | 1:40.720 | 48.756 | 25.897 | 26.067 | | 51:45.213 |





Montebianco

GT-CET

Carrera 1

Tiempos Por Vuelta



114

Hendrik Van Zoest

PORSCHE 992 GT3 CUP

120

Jon Aizpurua Saenz

LIGIER JS2R

GT Cup

SKUALO COMPETICIÓN

GPX

Miguel Angel Romero

ESCUADERIA LA CORUÑA

| Vta | D | Tiempo | Sector 1 | Sector 2 | Sector 3 | T. Spd | Elapsed | Vta | D | Tiempo | Sector 1 | Sector 2 | Sector 3 | T. Spd | Elapsed |
|-----|---|------------|----------|----------|----------|--------|-----------|-----|---|------------|----------|----------|----------|--------|-----------|
| 1 | | 2:53.008 | 1:21.968 | 37.713 | 53.327 | | 2:53.008 | 1 | 2 | 2:55.337 | 1:27.885 | 37.697 | 49.755 | | 2:55.337 |
| 2 | | 1:45.024 | 52.266 | 26.032 | 26.726 | | 4:38.032 | 2 | 2 | 1:49.079 | 54.143 | 27.644 | 27.292 | | 4:44.416 |
| 3 | | 1:41.203 | 49.492 | 25.830 | 25.881 | | 6:19.235 | 3 | 2 | 1:46.336 | 52.032 | 27.018 | 27.286 | | 6:30.752 |
| 4 | | 1:40.785 | 48.746 | | 2:06.666 | | 8:00.020 | 4 | 2 | 1:45.291 | 50.845 | 27.154 | 27.292 | | 8:16.043 |
| 5 | | 1:40.141 | 48.281 | 25.481 | 26.379 | | 9:40.161 | 5 | 2 | 1:48.326 | 51.430 | 28.421 | 28.475 | | 10:04.369 |
| 6 | | 1:40.190 | 48.331 | 25.781 | 26.078 | | 11:20.351 | 6 | 2 | 1:46.612 | 51.637 | 27.847 | 27.128 | | 11:50.981 |
| 7 | | 1:40.937 | 48.883 | 25.925 | 26.129 | | 13:01.288 | 7 | 2 | 1:46.585 | 51.180 | 28.166 | 27.239 | | 13:37.566 |
| 8 | | 1:40.549 | 48.228 | 25.776 | 26.545 | | 14:41.837 | 8 | 2 | 1:52.690 | 55.819 | 28.383 | 28.488 | | 15:30.256 |
| 9 | | 1:40.830 | 48.474 | 26.410 | 25.946 | | 16:22.667 | 9 | 2 | 1:52.072 | 54.832 | 28.055 | 29.185 | | 17:22.328 |
| 10 | | 1:40.324 | 48.403 | 25.782 | 26.139 | | 18:02.991 | 10 | 2 | 2:02.330 P | 55.917 | 27.979 | 38.434 | | 19:24.658 |
| 11 | | 1:40.329 | 48.602 | | 2:06.468 | | 19:43.320 | 11 | 1 | 10:03.310 | 9:01.218 | 31.960 | 30.132 | | 29:27.968 |
| 12 | | 1:40.279 | 48.333 | 25.965 | 25.981 | | 21:23.599 | 12 | 1 | 1:53.013 | 55.280 | 28.986 | 28.747 | | 31:20.981 |
| 13 | | 1:39.888 | 48.324 | 25.692 | 25.872 | | 23:03.487 | 13 | 1 | 1:53.785 | 55.182 | 29.381 | 29.222 | | 33:14.766 |
| 14 | | 1:47.722 P | 48.288 | 25.803 | 33.631 | | 24:51.209 | 14 | 1 | 1:51.587 | 53.245 | 29.508 | 28.834 | | 35:06.353 |
| 15 | | 2:59.429 | 2:07.416 | 25.744 | 26.269 | | 27:50.638 | 15 | 1 | 1:51.879 | 53.725 | 29.492 | 28.662 | | 36:58.232 |
| 16 | | 1:40.719 | 48.546 | 25.605 | 26.568 | | 29:31.357 | 16 | 1 | 1:49.545 | 52.703 | 28.566 | 28.276 | | 38:47.777 |
| 17 | | 1:40.666 | 49.132 | 25.704 | 25.830 | | 31:12.023 | 17 | 1 | 1:52.267 | 53.885 | 28.922 | 29.460 | | 40:40.044 |
| 18 | | 1:39.821 | 47.946 | 25.822 | 26.053 | | 32:51.844 | 18 | 1 | 1:50.911 | 53.524 | 28.462 | 28.925 | | 42:30.955 |
| 19 | | 1:39.451 | 48.157 | 25.435 | 25.859 | | 34:31.295 | 19 | 1 | 1:50.735 | 53.683 | 28.315 | 28.737 | | 44:21.690 |
| 20 | | 1:39.917 | 48.600 | 25.509 | 25.808 | | 36:11.212 | 20 | 1 | 1:50.880 | 53.895 | 28.508 | 28.477 | | 46:12.570 |
| 21 | | 1:57.689 | 49.475 | 41.968 | 26.246 | | 38:08.901 | 21 | 1 | 1:49.618 | 52.857 | 28.612 | 28.149 | | 48:02.188 |
| 22 | | 1:39.786 | 48.222 | 25.739 | 25.825 | | 39:48.687 | 22 | 1 | 1:49.333 | 52.816 | 28.096 | 28.421 | | 49:51.521 |
| 23 | | 1:40.357 | 48.115 | 25.861 | 26.381 | | 41:29.044 | 23 | 1 | 1:48.343 | 51.946 | 27.934 | 28.463 | | 51:39.864 |
| 24 | | 1:40.158 | 47.922 | 25.891 | 26.345 | | 43:09.202 | | | | | | | | |
| 25 | | 1:39.922 | 48.208 | 25.723 | 25.991 | | 44:49.124 | | | | | | | | |
| 26 | | 1:40.032 | 47.941 | 26.047 | 26.044 | | 46:29.156 | | | | | | | | |
| 27 | | 1:39.579 | 48.099 | 25.738 | 25.742 | | 48:08.735 | | | | | | | | |
| 28 | | 1:41.100 | 48.315 | 26.228 | 26.557 | | 49:49.835 | | | | | | | | |
| 29 | | 1:40.581 | 48.396 | 25.971 | 26.214 | | 51:30.416 | | | | | | | | |

118

Alvaro Fontes Blanco

FERRARI 488 CH EVO

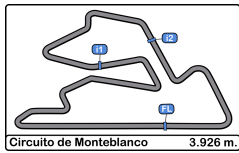
GPX

Pedro M. Silvero Castilla

ESCUADERIA FARAON

| Vta | D | Tiempo | Sector 1 | Sector 2 | Sector 3 | T. Spd | Elapsed |
|-----|---|------------|----------|----------|----------|--------|-----------|
| 1 | 1 | 2:53.285 | 1:22.695 | 37.612 | 52.978 | | 2:53.285 |
| 2 | 1 | 1:44.879 | 52.590 | | 2:37.857 | | 4:38.164 |
| 3 | 1 | 1:40.508 | 48.422 | 26.048 | 26.038 | | 6:18.672 |
| 4 | 1 | 1:40.258 | 48.183 | 25.866 | 26.209 | | 7:58.930 |
| 5 | 1 | 1:39.555 | 47.632 | 25.732 | 26.191 | | 9:38.485 |
| 6 | 1 | 1:40.500 | 48.596 | 25.725 | 26.179 | | 11:18.985 |
| 7 | 1 | 1:39.727 | 48.047 | 25.748 | 25.932 | | 12:58.712 |
| 8 | 1 | 1:40.595 | 48.233 | 25.974 | 26.388 | | 14:39.307 |
| 9 | 1 | 1:40.318 | 48.144 | 25.911 | 26.263 | | 16:19.625 |
| 10 | 1 | 1:39.086 | 47.723 | 25.473 | 25.890 | | 17:58.711 |
| 11 | 1 | 1:39.726 | 47.700 | 25.845 | 26.181 | | 19:38.437 |
| 12 | 1 | 1:39.296 | 47.681 | 25.623 | 25.992 | | 21:17.733 |
| 13 | 1 | 1:40.119 | 48.011 | 25.632 | 26.476 | | 22:57.852 |
| 14 | 1 | 1:40.392 | 47.905 | 26.364 | 26.123 | | 24:38.244 |
| 15 | 1 | 1:45.089 P | 47.994 | 26.263 | 30.832 | | 26:23.333 |
| 16 | 2 | 3:08.319 | 2:13.156 | 27.427 | 27.736 | | 29:31.652 |
| 17 | 2 | 1:44.590 | 50.380 | 26.990 | 27.220 | | 31:16.242 |
| 18 | 2 | 1:42.976 | 49.288 | 27.002 | 26.686 | | 32:59.218 |
| 19 | 2 | 1:44.828 | 50.933 | 27.046 | 26.849 | | 34:44.046 |
| 20 | 2 | 1:43.347 | 49.872 | 26.780 | 26.695 | | 36:27.393 |
| 21 | 2 | 1:43.009 | 49.452 | 26.822 | 26.735 | | 38:10.402 |
| 22 | 2 | | 49.567 | 26.689 | | | |





Montebianco

GT-CET

Carrera 1

Tiempos Por Vuelta

GT-CET
CAMPEONATO DE ESPAÑA

122

Alejandro Barambio Perea

PORSCHE 992 GT3 CUP

133

Ángel Santos Avalle

LIGIER JS2R

GT Cup

Borja Garcia Menendez

GT CORSE

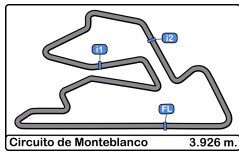
GT4

Mikkel Kristensen Illan

ESCUADERIA LA CORUÑA

| Vta | D | Tiempo | Sector 1 | Sector 2 | Sector 3 | T. Spd | Elapsed | Vta | D | Tiempo | Sector 1 | Sector 2 | Sector 3 | T. Spd | Elapsed |
|-----|---|------------|----------|----------|----------|--------|-----------|-----|---|------------|----------|----------|----------|--------|-----------|
| 1 | 1 | 2:52.401 | 1:17.804 | 39.302 | 55.295 | | 2:52.401 | 1 | 1 | 2:54.770 | 1:26.639 | 37.702 | 50.429 | | 2:54.770 |
| 2 | 1 | 1:42.488 | 51.496 | 25.395 | 25.597 | | 4:34.889 | 2 | 1 | 1:49.025 | 53.936 | 27.642 | 27.447 | | 4:43.795 |
| 3 | 1 | 1:38.369 | 47.345 | 25.433 | 25.591 | | 6:13.258 | 3 | 1 | 1:46.377 | 52.147 | 27.063 | 27.167 | | 6:30.172 |
| 4 | 1 | 1:38.313 | 47.534 | 25.234 | 25.545 | | 7:51.571 | 4 | 1 | 1:45.486 | 50.916 | 27.122 | 27.448 | | 8:15.658 |
| 5 | 1 | 1:38.416 | 47.519 | 25.266 | 25.631 | | 9:29.987 | 5 | 1 | 1:46.249 | 51.539 | 27.113 | 27.597 | | 10:01.907 |
| 6 | 1 | 1:39.098 | 47.766 | 25.735 | 25.597 | | 11:09.085 | 6 | 1 | 1:44.967 | 50.938 | 26.928 | 27.101 | | 11:46.874 |
| 7 | 1 | 1:39.418 | 47.631 | 25.492 | 26.295 | | 12:48.503 | 7 | 1 | 1:45.072 | 51.045 | 26.954 | 27.073 | | 13:31.946 |
| 8 | 1 | 1:40.017 | 48.051 | 25.806 | 26.160 | | 14:28.520 | 8 | 1 | 1:44.944 | 50.742 | 26.829 | 27.373 | | 15:16.890 |
| 9 | 1 | 1:38.730 | 47.601 | 25.463 | 25.666 | | 16:07.250 | 9 | 1 | 1:45.191 | 50.925 | 26.956 | 27.310 | | 17:02.081 |
| 10 | 1 | 1:38.200 | 47.427 | 25.380 | 25.393 | | 17:45.450 | 10 | 1 | 1:45.326 | 51.095 | 26.726 | 27.505 | | 18:47.407 |
| 11 | 1 | 1:39.479 | 48.079 | 25.702 | 25.698 | | 19:24.929 | 11 | 1 | 1:45.064 | 50.987 | 26.942 | 27.135 | | 20:32.471 |
| 12 | 1 | 1:44.568 P | 47.440 | 25.526 | 31.602 | | 21:09.497 | 12 | 1 | 1:44.537 | 50.601 | 26.908 | 27.028 | | 22:17.008 |
| 13 | 1 | 2:58.905 | 2:08.508 | 25.113 | 25.284 | | 24:08.402 | 13 | 1 | 1:45.277 | 51.132 | 26.919 | 27.226 | | 24:02.285 |
| 14 | 2 | 1:39.009 | 46.951 | 25.737 | 26.321 | | 25:47.411 | 14 | 1 | 1:50.611 P | 51.352 | 26.812 | 32.447 | | 25:52.896 |
| 15 | 2 | 1:37.858 | 47.690 | 24.935 | 25.233 | | 27:25.269 | 15 | 2 | 3:20.277 | 2:24.870 | 27.765 | 27.642 | | 29:13.173 |
| 16 | 2 | 1:37.718 | 47.390 | 25.087 | 25.241 | | 29:02.987 | 16 | 2 | 1:46.022 | 51.314 | 27.508 | 27.200 | | 30:59.195 |
| 17 | 2 | 1:37.575 | 47.109 | 24.866 | 25.600 | | 30:40.562 | 17 | 2 | 1:46.481 | 50.885 | 28.084 | 27.512 | | 32:45.676 |
| 18 | 2 | 1:37.377 | 47.146 | 24.869 | 25.362 | | 32:17.939 | 18 | 2 | 1:45.198 | 50.565 | 27.456 | 27.177 | | 34:30.874 |
| 19 | 2 | 1:37.714 | 47.199 | 25.122 | 25.393 | | 33:55.653 | 19 | 2 | 1:46.391 | 52.324 | 26.935 | 27.132 | | 36:17.265 |
| 20 | 2 | 1:38.494 | 47.834 | 25.168 | 25.492 | | 35:34.147 | 20 | 2 | 1:51.458 | 57.047 | 27.168 | 27.243 | | 38:08.723 |
| 21 | 2 | 1:38.318 | 47.533 | 25.257 | 25.528 | | 37:12.465 | 21 | 2 | 1:48.377 | 51.948 | 26.988 | 29.441 | | 39:57.100 |
| 22 | 2 | 1:38.307 | 47.339 | 25.388 | 25.580 | | 38:50.772 | 22 | 2 | 1:46.130 | 51.509 | 27.191 | 27.430 | | 41:43.230 |
| 23 | 2 | 1:38.587 | 48.042 | 25.103 | 25.442 | | 40:29.359 | 23 | 2 | 1:45.932 | 51.241 | 26.835 | 27.856 | | 43:29.162 |
| 24 | 2 | 1:39.193 | 47.956 | 25.117 | 26.120 | | 42:08.552 | 24 | 2 | 1:45.715 | 51.238 | 26.978 | 27.499 | | 45:14.877 |
| 25 | 2 | 1:40.447 | 48.298 | 25.786 | 26.363 | | 43:48.999 | 25 | 2 | 1:45.003 | 50.668 | 26.897 | 27.438 | | 46:59.880 |
| 26 | 2 | 1:40.285 | 48.734 | 25.608 | 25.943 | | 45:29.284 | 26 | 2 | 1:44.706 | 50.877 | 26.765 | 27.064 | | 48:44.586 |
| 27 | 2 | 1:40.879 | 48.649 | 25.888 | 26.342 | | 47:10.163 | 27 | 2 | 1:45.110 | 50.970 | 26.769 | 27.371 | | 50:29.696 |
| 28 | 2 | 1:42.781 | 50.145 | 26.142 | 26.494 | | 48:52.944 | 28 | 2 | 1:50.626 | 56.425 | 26.737 | 27.464 | | 52:20.322 |
| 29 | 2 | 1:45.207 | 50.905 | 26.981 | 27.321 | | 50:38.151 | | | | | | | | |





Montebianco

GT-CET

Carrera 1

Tiempos Por Vuelta



135

Leandro Martins

PORSCHE 992 GT3 CUP

170

Agustin Sanabria Crespo

KTM GT4

GT Cup

Dieter Svepes

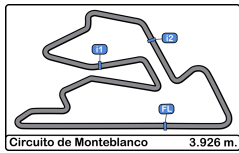
RACAR MOTORSPORT

GT4

ESCUADERIA FARAON

| Vta | D | Tiempo | Sector 1 | Sector 2 | Sector 3 | T. Spd | Elapsed | Vta | D | Tiempo | Sector 1 | Sector 2 | Sector 3 | T. Spd | Elapsed |
|-----|---|------------|----------|----------|----------|--------|-----------|-----|---|------------|----------|----------|----------|--------|-----------|
| 1 | 1 | 2:52.547 | 1:18.793 | 38.942 | 54.812 | | 2:52.547 | 1 | 1 | 2:54.424 | 1:24.603 | 37.585 | 52.236 | | 2:54.424 |
| 2 | 1 | 1:40.977 | 49.727 | 25.610 | 25.640 | | 4:33.524 | 2 | 1 | 1:49.004 | 53.770 | 27.856 | 27.378 | | 4:43.428 |
| 3 | 1 | 1:38.629 | 47.575 | 25.478 | 25.576 | | 6:12.153 | 3 | 1 | 1:45.918 | 51.811 | 26.920 | 27.187 | | 6:29.346 |
| 4 | 1 | 1:38.422 | 47.419 | 25.350 | 25.653 | | 7:50.575 | 4 | 1 | 1:45.871 | 51.112 | 27.319 | 27.440 | | 8:15.217 |
| 5 | 1 | 1:38.119 | 47.342 | 25.167 | 25.610 | | 9:28.694 | 5 | 1 | 1:47.208 | 51.375 | 27.625 | 28.208 | | 10:02.425 |
| 6 | 1 | 1:38.329 | 47.487 | 25.314 | 25.528 | | 11:07.023 | 6 | 1 | 1:45.439 | 51.291 | 27.000 | 27.148 | | 11:47.864 |
| 7 | 1 | 1:38.380 | 47.183 | 25.639 | 25.558 | | 12:45.403 | 7 | 1 | 1:47.173 | 50.926 | 28.899 | 27.348 | | 13:35.037 |
| 8 | 1 | 1:38.491 | 47.704 | 25.481 | 25.306 | | 14:23.894 | 8 | 1 | 1:46.444 | 51.638 | 27.380 | 27.426 | | 15:21.481 |
| 9 | 1 | 1:38.040 | 47.185 | 25.410 | 25.445 | | 16:01.934 | 9 | 1 | 1:47.013 | 51.995 | 27.847 | 27.171 | | 17:08.494 |
| 10 | 1 | 1:38.237 | 47.450 | 25.203 | 25.584 | | 17:40.171 | 10 | 1 | 1:45.660 | 51.055 | 27.180 | 27.425 | | 18:54.154 |
| 11 | 1 | 1:39.072 | 47.123 | 25.851 | 26.098 | | 19:19.243 | 11 | 1 | 1:45.908 | 51.037 | 27.498 | 27.373 | | 20:40.062 |
| 12 | 1 | 1:44.304 P | 47.509 | 25.945 | 30.850 | | 21:03.547 | 12 | 1 | 1:47.879 | 51.511 | 28.798 | 27.570 | | 22:27.941 |
| 13 | 1 | 3:30.519 | 2:40.117 | 25.115 | 25.287 | | 24:34.066 | 13 | 1 | 1:46.709 | 51.998 | 27.332 | 27.379 | | 24:14.650 |
| 14 | 2 | 1:38.661 | 47.111 | 25.688 | 25.862 | | 26:12.727 | 14 | 2 | 1:45.747 | 51.214 | 26.974 | 27.559 | | 26:00.397 |
| 15 | 2 | 1:37.590 | 46.742 | 25.097 | 25.751 | | 27:50.317 | 15 | 2 | 1:52.727 P | 51.679 | 26.898 | 34.150 | | 27:53.124 |
| 16 | 2 | 1:37.304 | 47.005 | 25.169 | 25.130 | | 29:27.621 | 16 | 2 | 3:06.480 | 2:11.946 | 27.339 | 27.195 | | 30:59.604 |
| 17 | 2 | 1:37.471 | 46.968 | 25.303 | 25.200 | | 31:05.092 | 17 | 2 | 1:46.649 | 50.944 | 28.225 | 27.480 | | 32:46.253 |
| 18 | 2 | 1:38.325 | 46.768 | 25.801 | 25.756 | | 32:43.417 | 18 | 2 | 1:44.119 | 50.276 | 26.713 | 27.130 | | 34:30.372 |
| 19 | 2 | 1:38.401 | 47.351 | 25.053 | 25.997 | | 34:21.818 | 19 | 2 | 1:46.505 | 52.345 | 26.995 | 27.165 | | 36:16.877 |
| 20 | 2 | 1:38.042 | 46.920 | 25.289 | 25.833 | | 35:59.860 | 20 | 2 | 1:45.249 | 50.716 | 27.414 | 27.119 | | 38:02.126 |
| 21 | 2 | 1:38.295 | 47.517 | 25.244 | 25.534 | | 37:38.155 | 21 | 2 | 1:46.061 | 51.246 | 26.880 | 27.935 | | 39:48.187 |
| 22 | 2 | 1:37.821 | 47.383 | 25.030 | 25.408 | | 39:15.976 | 22 | 2 | 1:46.626 | 51.016 | 27.711 | 27.899 | | 41:34.813 |
| 23 | 2 | 1:38.050 | 47.189 | 25.163 | 25.698 | | 40:54.026 | 23 | 2 | 1:47.342 | 51.319 | 27.472 | 28.551 | | 43:22.155 |
| 24 | 2 | 1:38.055 | 47.111 | 25.178 | 25.766 | | 42:32.081 | 24 | 2 | 1:46.700 | 51.836 | 27.222 | 27.642 | | 45:08.855 |
| 25 | 2 | 1:37.840 | 47.215 | 25.150 | 25.475 | | 44:09.921 | 25 | 2 | 1:46.079 | 51.138 | 27.314 | 27.627 | | 46:54.934 |
| 26 | 2 | 1:38.147 | 47.182 | 25.212 | 25.753 | | 45:48.068 | 26 | 2 | 1:46.460 | 50.801 | 27.602 | 28.057 | | 48:41.394 |
| 27 | 2 | 1:37.914 | 47.192 | 25.050 | 25.672 | | 47:25.982 | 27 | 2 | 1:48.055 | 53.349 | 27.253 | 27.453 | | 50:29.449 |
| 28 | 2 | 1:38.052 | 47.277 | 25.201 | 25.574 | | 49:04.034 | 28 | 2 | 1:49.420 | 54.818 | 27.073 | 27.529 | | 52:18.869 |
| 29 | 2 | 1:38.339 | 47.043 | | 2:03.913 | | 50:42.373 | | | | | | | | |





Montebianco

GT-CET

Carrera 1

Tiempos Por Vuelta



181

Jan Schidlof Marek

MCLAREN ARTURA GT4

199

José Barros

PORSCHE 992 GT3 CUP

GT4

Francesc Guitierrez Agüi

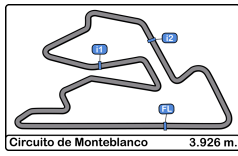
ESCUADERIA BAIX EMPORDÀ

GT Cup

VELOSO MOTORSPORT

| Vta | D | Tiempo | Sector 1 | Sector 2 | Sector 3 | T. Spd | Elapsed | Vta | D | Tiempo | Sector 1 | Sector 2 | Sector 3 | T. Spd | Elapsed |
|-----|---|------------|----------|----------|----------|--------|-----------|-----|---|------------|----------|----------|----------|--------|-----------|
| 1 | 1 | 2:54.622 | 1:25.378 | 37.902 | 51.342 | | 2:54.622 | 1 | 1 | 2:52.584 | 1:19.810 | 38.504 | 54.270 | | 2:52.584 |
| 2 | 1 | 1:48.587 | 53.352 | 27.861 | 27.374 | | 4:43.209 | 2 | 1 | 1:46.065 | 54.133 | 25.983 | 25.949 | | 4:38.649 |
| 3 | 1 | 1:59.302 | 1:03.595 | 27.980 | 27.727 | | 6:42.511 | 3 | 1 | 1:40.809 | 49.097 | 25.827 | 25.885 | | 6:19.458 |
| 4 | 1 | 1:46.798 | 51.381 | 27.804 | 27.613 | | 8:29.309 | 4 | 1 | 1:39.743 | 47.713 | 26.050 | 25.980 | | 7:59.201 |
| 5 | 1 | 1:46.099 | 51.166 | 27.470 | 27.463 | | 10:15.408 | 5 | 1 | 1:39.522 | 48.110 | 25.411 | 26.001 | | 9:38.723 |
| 6 | 1 | 1:46.045 | 50.545 | 27.909 | 27.591 | | 12:01.453 | 6 | 1 | 1:39.482 | 47.688 | 25.460 | 26.334 | | 11:18.205 |
| 7 | 1 | 1:45.363 | 50.467 | 27.042 | 27.854 | | 13:46.816 | 7 | 1 | 1:39.027 | 47.536 | 25.690 | 25.801 | | 12:57.232 |
| 8 | 1 | 1:46.340 | 51.334 | 27.673 | 27.333 | | 15:33.156 | 8 | 1 | 1:39.453 | 48.369 | 25.368 | 25.716 | | 14:36.685 |
| 9 | 1 | 1:46.265 | 51.254 | 27.579 | 27.432 | | 17:19.421 | 9 | 1 | 1:38.949 | 47.844 | 25.403 | 25.702 | | 16:15.634 |
| 10 | 1 | 1:45.589 | 50.593 | 27.546 | 27.450 | | 19:05.010 | 10 | 1 | 1:38.099 | 47.427 | 25.082 | 25.590 | | 17:53.733 |
| 11 | 1 | 1:45.637 | 50.708 | 27.452 | 27.477 | | 20:50.647 | 11 | 1 | 1:38.408 | 47.569 | 25.178 | 25.661 | | 19:32.141 |
| 12 | 1 | 1:45.605 | 50.707 | 27.488 | 27.410 | | 22:36.252 | 12 | 1 | 1:38.488 | 47.371 | 25.393 | 25.724 | | 21:10.629 |
| 13 | 1 | 1:50.612 P | 50.742 | 27.421 | 32.449 | | 24:26.864 | 13 | 1 | 1:45.459 P | 47.497 | 25.666 | 32.296 | | 22:56.088 |
| 14 | 2 | 3:44.050 | 2:49.229 | 27.103 | 27.718 | | 28:10.914 | 14 | 2 | 3:13.774 | 2:22.902 | 25.271 | 25.601 | | 26:09.862 |
| 15 | 2 | 1:44.783 | 50.550 | 27.062 | 27.171 | | 29:55.697 | 15 | 2 | 1:38.015 | 47.204 | 25.162 | 25.649 | | 27:47.877 |
| 16 | 2 | 1:44.834 | 50.357 | 27.123 | 27.354 | | 31:40.531 | 16 | 2 | 1:38.390 | 47.452 | 25.000 | 25.938 | | 29:26.267 |
| 17 | 2 | 1:44.746 | 50.490 | 26.963 | 27.293 | | 33:25.277 | 17 | 2 | 1:37.738 | 47.066 | 25.079 | 25.593 | | 31:04.005 |
| 18 | 2 | 1:44.119 | 50.270 | 26.934 | 26.915 | | 35:09.396 | 18 | 2 | 1:38.922 | 47.375 | 25.871 | 25.676 | | 32:42.927 |
| 19 | 2 | 1:45.594 | 50.875 | 27.262 | 27.457 | | 36:54.990 | 19 | 2 | 1:38.039 | 47.275 | 25.338 | 25.426 | | 34:20.966 |
| 20 | 2 | 1:44.589 | 50.477 | 26.894 | 27.218 | | 38:39.579 | 20 | 2 | 1:38.293 | 47.100 | 25.496 | 25.697 | | 35:59.259 |
| 21 | 2 | 1:44.649 | 50.341 | 26.986 | 27.322 | | 40:24.228 | 21 | 2 | 1:38.660 | 47.701 | | 2:04.357 | | 37:37.919 |
| 22 | 2 | 1:44.347 | 50.335 | | 2:11.669 | | 42:08.575 | 22 | 2 | 1:37.612 | 46.964 | 25.106 | 25.542 | | 39:15.531 |
| 23 | 2 | 1:45.359 | 51.147 | 26.858 | 27.354 | | 43:53.934 | 23 | 2 | 1:37.969 | 47.209 | 25.119 | 25.641 | | 40:53.500 |
| 24 | 2 | 1:44.714 | 50.903 | 26.734 | 27.077 | | 45:38.648 | 24 | 2 | 1:38.201 | 47.234 | 25.353 | 25.614 | | 42:31.701 |
| 25 | 2 | 1:44.267 | 50.459 | 26.768 | 27.040 | | 47:22.915 | 25 | 2 | 1:37.733 | 47.179 | 25.079 | 25.475 | | 44:09.434 |
| 26 | 2 | 1:44.770 | 51.303 | 26.630 | 26.837 | | 49:07.685 | 26 | 2 | 1:38.112 | 47.345 | | 2:03.587 | | 45:47.546 |
| 27 | 2 | 1:43.870 | 50.497 | 26.398 | 26.975 | | 50:51.555 | 27 | 2 | 1:38.062 | 47.313 | | 3:41.649 | | 47:25.608 |
| | | | | | | | | 28 | | 1:38.088 | 47.372 | 25.216 | 25.500 | | 49:03.696 |
| | | | | | | | | 29 | | 1:38.043 | 47.107 | | 2:03.543 | | 50:41.739 |





Monteblando
GT-CET
Carrera 1
Análisis



| Num | Tiempo Vta. | Dif 1º |
|-----|-------------|--------|
| 181 | 1:44.783 | 1 Lap |
| 66 | 1:55.572 | 2 Laps |
| 112 | 1:40.189 | 57.519 |
| 9 | 1:56.898 | 2 Laps |
| 36 | 1:55.413 | 2 Laps |
| 18 | 1:55.439 | 2 Laps |

| Num | Tiempo Vta. | Dif 1º |
|---------------|-------------|----------|
| Vta 17 | | |
| 122 | 1:37.575 | |
| 6 | 4:04.563 | 2 Laps |
| 133 | 1:46.022 | 1 Lap |
| 170 | 3:06.480 | 1 Lap |
| 199 | 1:37.738 | 23.443 |
| 135 | 1:37.471 | 24.530 |
| 114 | 1:40.666 | 31.461 |
| 100 | 1:39.394 | 35.035 |
| 118 | 1:44.590 | 35.680 |
| 120 | 1:53.013 | 5 Laps |
| 111 | 1:36.688 | 42.884 |
| 181 | 1:44.834 | 1 Lap |
| 112 | 1:40.420 | 1:00.364 |
| 66 | 1:55.333 | 2 Laps |
| 9 | 1:56.711 | 2 Laps |
| 36 | 1:55.894 | 2 Laps |
| 18 | 1:55.000 | 2 Laps |

| Num | Tiempo Vta. | Dif 1º |
|---------------|-------------|----------|
| Vta 18 | | |
| 122 | 1:37.377 | |
| 6 | 1:51.685 | 2 Laps |
| 199 | 1:38.922 | 24.988 |
| 135 | 1:38.325 | 25.478 |
| 133 | 1:46.481 | 1 Lap |
| 170 | 1:46.649 | 1 Lap |
| 114 | 1:39.821 | 33.905 |
| 100 | 1:38.158 | 35.816 |
| 118 | 1:42.976 | 41.279 |
| 111 | 1:36.328 | 41.835 |
| 120 | 1:53.785 | 5 Laps |
| 112 | 1:39.644 | 1:02.631 |
| 181 | 1:44.746 | 1 Lap |
| 66 | 1:55.130 | 2 Laps |

| Num | Tiempo Vta. | Dif 1º |
|---------------|-------------|--------|
| Vta 19 | | |
| 122 | 1:37.714 | |
| 9 | 1:56.959 | 3 Laps |
| 36 | 1:55.732 | 3 Laps |
| 18 | 1:55.396 | 3 Laps |
| 199 | 1:38.039 | 25.313 |
| 135 | 1:38.401 | 26.165 |
| 6 | 1:52.873 | 2 Laps |
| 170 | 1:44.119 | 1 Lap |
| 133 | 1:45.198 | 1 Lap |
| 114 | 1:39.451 | 35.642 |
| 100 | 1:38.175 | 36.277 |
| 111 | 1:40.603 | 44.724 |
| 118 | 1:44.828 | 48.393 |

| Num | Tiempo Vta. | Dif 1º |
|-----|-------------|----------|
| 112 | 1:40.321 | 1:05.238 |
| 120 | 1:51.587 | 5 Laps |
| 181 | 1:44.119 | 1 Lap |

| Num | Tiempo Vta. | Dif 1º |
|---------------|-------------|----------|
| Vta 20 | | |
| 122 | 1:38.494 | |
| 66 | 1:56.186 | 3 Laps |
| 199 | 1:38.293 | 25.112 |
| 135 | 1:38.042 | 25.713 |
| 9 | 1:57.326 | 3 Laps |
| 18 | 1:55.488 | 3 Laps |
| 36 | 2:00.359 | 3 Laps |
| 114 | 1:39.917 | 37.065 |
| 100 | 1:39.851 | 37.634 |
| 170 | 1:46.505 | 1 Lap |
| 111 | 1:36.614 | 42.844 |
| 133 | 1:46.391 | 1 Lap |
| 6 | 1:54.458 | 2 Laps |
| 118 | 1:43.347 | 53.246 |
| 112 | 1:40.263 | 1:07.007 |
| 181 | 1:45.594 | 1 Lap |
| 120 | 1:51.879 | 5 Laps |

| Num | Tiempo Vta. | Dif 1º |
|---------------|-------------|----------|
| Vta 21 | | |
| 122 | 1:38.318 | |
| 199 | 1:38.660 | 25.454 |
| 135 | 1:38.295 | 25.690 |
| 66 | 1:55.333 | 3 Laps |
| 100 | 1:39.948 | 39.264 |
| 111 | 1:37.154 | 41.680 |
| 9 | 1:57.229 | 3 Laps |
| 18 | 1:54.922 | 3 Laps |
| 170 | 1:45.249 | 1 Lap |
| 36 | 2:00.763 | 3 Laps |
| 133 | 1:51.458 | 1 Lap |
| 114 | 1:57.689 | 56.436 |
| 118 | 1:43.009 | 57.937 |
| 6 | 1:52.661 | 2 Laps |
| 112 | 1:40.303 | 1:08.992 |
| 181 | 1:44.589 | 1 Lap |
| 120 | 1:49.545 | 5 Laps |

| Num | Tiempo Vta. | Dif 1º |
|---------------|-------------|----------|
| Vta 22 | | |
| 122 | 1:38.307 | |
| 199 | 1:37.612 | 24.759 |
| 135 | 1:37.821 | 25.204 |
| 100 | 1:38.451 | 39.408 |
| 111 | 1:36.909 | 40.282 |
| 66 | 1:56.689 | 3 Laps |
| 170 | 1:46.061 | 1 Lap |
| 114 | 1:39.786 | 57.915 |
| 133 | 1:48.377 | 1 Lap |
| 18 | 1:58.725 | 3 Laps |
| 112 | 1:41.104 | 1:11.789 |
| 9 | 2:06.413 | 3 Laps |
| 36 | 2:00.062 | 3 Laps |

| Num | Tiempo Vta. | Dif 1º |
|-----|-------------|--------|
| 6 | 1:52.933 | 2 Laps |
| 181 | 1:44.649 | 1 Lap |

| Num | Tiempo Vta. | Dif 1º |
|---------------|-------------|----------|
| Vta 23 | | |
| 122 | 1:38.587 | |
| 120 | 1:52.267 | 6 Laps |
| 199 | 1:37.969 | 24.141 |
| 135 | 1:38.050 | 24.667 |
| 111 | 1:37.967 | 39.662 |
| 100 | 1:38.844 | 39.665 |
| 114 | 1:40.357 | 59.685 |
| 170 | 1:46.626 | 1 Lap |
| 66 | 1:55.998 | 3 Laps |
| 133 | 1:46.130 | 1 Lap |
| 112 | 1:41.203 | 1:14.405 |
| 18 | 1:55.071 | 3 Laps |
| 6 | 1:51.901 | 2 Laps |
| 36 | 1:57.429 | 3 Laps |

| Num | Tiempo Vta. | Dif 1º |
|---------------|-------------|----------|
| Vta 24 | | |
| 122 | 1:39.193 | |
| 181 | 1:44.347 | 2 Laps |
| 120 | 1:50.911 | 6 Laps |
| 199 | 1:38.201 | 23.149 |
| 135 | 1:38.055 | 23.529 |
| 111 | 1:37.001 | 37.470 |
| 100 | 1:38.905 | 39.377 |
| 114 | 1:40.158 | 1:00.650 |
| 170 | 1:47.342 | 1 Lap |
| 112 | 1:41.127 | 1:16.339 |
| 133 | 1:45.932 | 1 Lap |
| 66 | 1:56.533 | 3 Laps |

| Num | Tiempo Vta. | Dif 1º |
|---------------|-------------|----------|
| Vta 25 | | |
| 122 | 1:40.447 | |
| 18 | 1:55.288 | 4 Laps |
| 6 | 1:51.953 | 3 Laps |
| 181 | 1:45.359 | 2 Laps |
| 36 | 2:00.610 | 4 Laps |
| 199 | 1:37.733 | 20.435 |
| 135 | 1:37.840 | 20.922 |
| 120 | 1:50.735 | 6 Laps |
| 111 | 1:36.842 | 33.865 |
| 100 | 1:38.259 | 37.189 |
| 114 | 1:39.922 | 1:00.125 |
| 112 | 1:39.614 | 1:15.506 |
| 170 | 1:46.700 | 1 Lap |
| 133 | 1:45.715 | 1 Lap |
| 66 | 1:55.617 | 3 Laps |

| Num | Tiempo Vta. | Dif 1º |
|---------------|-------------|--------|
| Vta 26 | | |
| 122 | 1:40.285 | |
| 181 | 1:44.714 | 2 Laps |
| 6 | 1:51.621 | 3 Laps |
| 18 | 1:55.720 | 4 Laps |
| 199 | 1:38.112 | 18.262 |

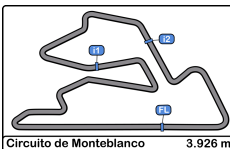
| Num | Tiempo Vta. | Dif 1º |
|-----|-------------|----------|
| 135 | 1:38.147 | 18.784 |
| 9 | 5:52.534 | 6 Laps |
| 111 | 1:37.019 | 30.599 |
| 100 | 1:38.849 | 35.753 |
| 36 | 1:59.011 | 4 Laps |
| 120 | 1:50.880 | 6 Laps |
| 114 | 1:40.032 | 59.872 |
| 112 | 1:39.771 | 1:14.992 |
| 170 | 1:46.079 | 1 Lap |
| 133 | 1:45.003 | 1 Lap |

| Num | Tiempo Vta. | Dif 1º |
|---------------|-------------|----------|
| Vta 27 | | |
| 122 | 1:40.879 | |
| 181 | 1:44.267 | 2 Laps |
| 66 | 1:56.148 | 4 Laps |
| 199 | 1:38.062 | 15.445 |
| 135 | 1:37.914 | 15.819 |
| 6 | 1:51.890 | 3 Laps |
| 111 | 1:37.668 | 27.388 |
| 18 | 1:54.899 | 4 Laps |
| 100 | 1:39.313 | 34.187 |
| 9 | 2:02.771 | 6 Laps |
| 36 | 1:55.607 | 4 Laps |
| 120 | 1:49.618 | 6 Laps |
| 114 | 1:39.579 | 58.572 |
| 112 | 1:39.212 | 1:13.325 |
| 170 | 1:46.460 | 1 Lap |
| 133 | 1:44.706 | 1 Lap |

| Num | Tiempo Vta. | Dif 1º |
|---------------|-------------|----------|
| Vta 28 | | |
| 122 | 1:42.781 | |
| 199 | 1:38.088 | 10.752 |
| 135 | 1:38.052 | 11.090 |
| 181 | 1:44.770 | 2 Laps |
| 111 | 1:36.920 | 21.527 |
| 66 | 1:55.854 | 4 Laps |
| 100 | 1:39.497 | 30.903 |
| 6 | 1:50.801 | 3 Laps |
| 18 | 1:55.452 | 4 Laps |
| 114 | 1:41.100 | 56.891 |
| 120 | 1:49.333 | 6 Laps |
| 36 | 1:57.901 | 4 Laps |
| 9 | 2:03.457 | 6 Laps |
| 112 | 1:41.005 | 1:11.549 |
| 170 | 1:48.055 | 1 Lap |
| 133 | 1:45.110 | 1 Lap |

| Num | Tiempo Vta. | Dif 1º |
|---------------|-------------|--------|
| Vta 29 | | |
| 122 | 1:45.207 | |
| 199 | 1:38.043 | 03.588 |
| 135 | 1:38.339 | 04.222 |
| 111 | 1:37.036 | 13.356 |
| 181 | 1:43.870 | 2 Laps |
| 100 | 1:39.889 | 25.585 |
| 66 | 1:56.846 | 4 Laps |
| 6 | 1:50.496 | 3 Laps |





Monteblanco

GT-CET

Carrera 1

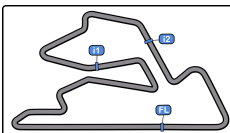
Mejores Sectores

Circuito de Monteblanco 3.926 m.

GT-CET
CAMPEONATO DE ESPAÑA

| Sector - 1 | | | Sector - 2 | | | Sector - 3 | | | Vta. Ideal vs Vta. Mejor | | | |
|------------|-----------------------------|--------|-----------------------------|--------|-----------------------------|------------|------|-----------------------------|--------------------------|------------|------|--|
| Clas | Nº Piloto | Tiempo | Nº Piloto | Tiempo | Nº Piloto | Tiempo | Clas | Nº Piloto | Vta. Ideal | Vta. Mejor | Clas | |
| 1 | 111 Yeregui - Carretero | 46.254 | 111 Yeregui - Carretero | 24.705 | 111 Yeregui - Carretero | 24.865 | 1 | 111 Yeregui - Carretero | 1:35.824 | 1:36.328 | 1 | |
| 2 | 135 Martins - Svepes | 46.742 | 122 Barambio - Garcia | 24.866 | 135 Martins - Svepes | 25.130 | 2 | 135 Martins - Svepes | 1:36.902 | 1:37.304 | 2 | |
| 3 | 122 Barambio - Garcia | 46.951 | 199 José Barros | 25.000 | 122 Barambio - Garcia | 25.233 | 3 | 122 Barambio - Garcia | 1:37.050 | 1:37.377 | 3 | |
| 4 | 199 José Barros | 46.964 | 135 Martins - Svepes | 25.030 | 199 José Barros | 25.426 | 4 | 199 José Barros | 1:37.390 | 1:37.612 | 4 | |
| 5 | 100 Bras - Gonzalez | 47.269 | 100 Bras - Gonzalez | 25.187 | 100 Bras - Gonzalez | 25.444 | 5 | 100 Bras - Gonzalez | 1:37.900 | 1:38.141 | 5 | |
| 6 | 118 Fontes - Silvero | 47.632 | 112 Lourinho - Gomez | 25.364 | 114 Hendrik Van Zoest | 25.742 | 6 | 112 Lourinho - Gomez | 1:38.916 | 1:39.212 | 7 | |
| 7 | 112 Lourinho - Gomez | 47.718 | 114 Hendrik Van Zoest | 25.435 | 112 Lourinho - Gomez | 25.834 | 7 | 118 Fontes - Silvero | 1:38.995 | 1:39.086 | 6 | |
| 8 | 114 Hendrik Van Zoest | 47.922 | 118 Fontes - Silvero | 25.473 | 118 Fontes - Silvero | 25.890 | 8 | 114 Hendrik Van Zoest | 1:39.099 | 1:39.451 | 8 | |
| 9 | 181 Schidlof - Guitierrez | 50.270 | 181 Schidlof - Guitierrez | 26.398 | 181 Schidlof - Guitierrez | 26.837 | 9 | 181 Schidlof - Guitierrez | 1:43.505 | 1:43.870 | 9 | |
| 10 | 170 Agustin Sanabria Crespo | 50.276 | 170 Agustin Sanabria Crespo | 26.713 | 133 Santos - Kristensen | 27.028 | 10 | 170 Agustin Sanabria Crespo | 1:44.108 | 1:44.119 | 10 | |
| 11 | 133 Santos - Kristensen | 50.565 | 133 Santos - Kristensen | 26.726 | 170 Agustin Sanabria Crespo | 27.119 | 11 | 133 Santos - Kristensen | 1:44.319 | 1:44.537 | 11 | |
| 12 | 120 Aizpurua - Romero | 50.845 | 120 Aizpurua - Romero | 27.018 | 120 Aizpurua - Romero | 27.128 | 12 | 120 Aizpurua - Romero | 1:44.991 | 1:45.291 | 12 | |
| 13 | 6 Cañizares - Menkes | 51.994 | 6 Cañizares - Menkes | 27.571 | 6 Cañizares - Menkes | 27.577 | 13 | 6 Cañizares - Menkes | 1:47.142 | 1:47.227 | 13 | |
| 14 | 36 Alvarez - Santos | 55.104 | 36 Alvarez - Santos | 29.218 | 36 Alvarez - Santos | 28.860 | 14 | 36 Alvarez - Santos | 1:53.182 | 1:53.689 | 14 | |
| 15 | 18 Lopez - Rodriguez | 55.528 | 18 Lopez - Rodriguez | 29.405 | 66 Laurent Puitgmal | 29.604 | 15 | 66 Laurent Puitgmal | 1:54.595 | 1:55.130 | 16 | |
| 16 | 66 Laurent Puitgmal | 55.563 | 66 Laurent Puitgmal | 29.428 | 18 Lopez - Rodriguez | 29.695 | 16 | 18 Lopez - Rodriguez | 1:54.628 | 1:54.899 | 15 | |
| 17 | 9 Albors - Lopez | 56.299 | 9 Albors - Lopez | 30.054 | 9 Albors - Lopez | 30.018 | 17 | 9 Albors - Lopez | 1:56.371 | 1:56.711 | 17 | |





Monteblanco

GT-CET

Carrera 1

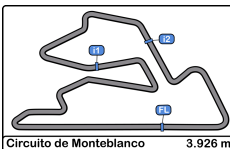
Secuencia Líder

Circuito de Monteblanco 3.926 m.

GT-CET
CAMPEONATO DE ESPAÑA

| Nº | Equipo/Concursante | Piloto 1 | Piloto 2 | Vehículo | Cat | Vta. Inicio | Vta. Fin | Vtas. | Total Vtas. |
|-----|--------------------|---------------------------------|---------------------------|---------------------|--------|-------------|----------|-------|-------------|
| 111 | CD DAGO | <u>Pablo Yeregui Ybarra</u> | Daniel Carretero Ortega | AUDI R8 | GPX | 1 | 1 | 1 | 1 |
| 135 | RACAR MOTORSPORT | <u>Leandro Martins</u> | Dieter Svepes | PORSCHE 992 GT3 CUP | GT Cup | 2 | 12 | 11 | 11 |
| 199 | VELOSO MOTORSPORT | José Barros | | PORSCHE 992 GT3 CUP | GT Cup | 13 | 13 | 1 | 1 |
| 118 | ESCUADERIA FARAON | <u>Alvaro Fontes Blanco</u> | Pedro M. Silvero Castilla | FERRARI 488 CH EVO | GPX | 14 | 15 | 2 | 2 |
| 122 | GT CORSE | <u>Alejandro Barambio Perea</u> | Borja Garcia Menendez | PORSCHE 992 GT3 CUP | GT Cup | 16 | 29 | 14 | 14 |





Monteblanco

GT-CET

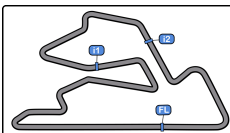
Carrera 1

5 Mejores Tiempos

GT-CET
CAMPEONATO DE ESPAÑA

| Cl | Nº | Equipo/Concursante | Piloto 1 | Piloto 2 | Vehiculo | Cat | Cl | Mejor 1 | | Mejor 2 | | Mejor 3 | | Mejor 4 | | Mejor 5 | |
|----|-----|-------------------------|------------------------------------|-----------------------------------|---------------------------|--------|----|-----------------|-----|----------|-----|----------|-----|----------|-----|----------|-----|
| | | | | | | | | Tiempo | Vta | Tiempo | Vta | Tiempo | Vta | Tiempo | Vta | Tiempo | Vta |
| 1 | 111 | CD DAGO | Pablo Yeregui Ybarra | Daniel Carretero Ortega | AUDI R8 | GPX | 1 | 1:36.328 | 18 | 1:36.614 | 20 | 1:36.688 | 17 | 1:36.842 | 25 | 1:36.909 | 22 |
| 2 | 135 | RACAR MOTORSPORT | Leandro Martins | Dieter Svepes | PORSCHE 992 GT3 CUP | GT Cup | 1 | 1:37.304 | 16 | 1:37.471 | 17 | 1:37.590 | 15 | 1:37.821 | 22 | 1:37.840 | 25 |
| 3 | 122 | GT CORSE | Alejandro Barambio Perea | Borja Garcia Menendez | PORSCHE 992 GT3 CUP | GT Cup | 2 | 1:37.377 | 18 | 1:37.575 | 17 | 1:37.714 | 19 | 1:37.718 | 16 | 1:37.858 | 15 |
| 4 | 199 | VELOSO MOTORSPORT | José Barros | | PORSCHE 992 GT3 CUP | GT Cup | 3 | 1:37.612 | 22 | 1:37.733 | 25 | 1:37.738 | 17 | 1:37.969 | 23 | 1:38.015 | 15 |
| 5 | 100 | ESCUADERIA FARAON | Pablo V. Bras Silvero | Fernando Gonzalez Gonzalez | PORSCHE 992 GT3 CUP | GT Cup | 4 | 1:38.141 | 16 | 1:38.158 | 18 | 1:38.175 | 19 | 1:38.259 | 25 | 1:38.451 | 22 |
| 6 | 118 | ESCUADERIA FARAON | Alvaro Fontes Blanco | Pedro M. Silvero Castilla | FERRARI 488 CH EVO | GPX | 2 | 1:39.086 | 10 | 1:39.296 | 12 | 1:39.555 | 5 | 1:39.726 | 11 | 1:39.727 | 7 |
| 7 | 112 | ESCUADERIA FARAON | Pedro M. Lourinho Bras | Miguel Gomez Guillen | PORSCHE 992 GT3 CUP | GT Cup | 5 | 1:39.212 | 27 | 1:39.614 | 25 | 1:39.644 | 18 | 1:39.771 | 26 | 1:40.189 | 16 |
| 8 | 114 | SKUALO COMPETICIÓN | Hendrik Van Zoest | JF | PORSCHE 992 GT3 CUP | GT Cup | 6 | 1:39.451 | 19 | 1:39.579 | 27 | 1:39.786 | 22 | 1:39.821 | 18 | 1:39.888 | 13 |
| 9 | 181 | ESCUADERIA BAIX EMPORDÀ | Jan Schidlof Marek | JF Francesc Guitierrez Agüi | MCLAREN ARTURA GT4 | GT4 | 1 | 1:43.870 | 27 | 1:44.119 | 18 | 1:44.267 | 25 | 1:44.347 | 22 | 1:44.589 | 20 |
| 10 | 170 | ESCUADERIA FARAON | Agustin Sanabria Crespo | | KTM GT4 | GT4 | 2 | 1:44.119 | 18 | 1:45.249 | 20 | 1:45.439 | 6 | 1:45.660 | 10 | 1:45.747 | 14 |
| 11 | 133 | ESCUADERIA LA CORUÑA | Ángel Santos Avalor | Mikkel Kristensen Illan | LIGIER JS2R | GT4 | 3 | 1:44.537 | 12 | 1:44.706 | 26 | 1:44.944 | 8 | 1:44.967 | 6 | 1:45.003 | 25 |
| 12 | 120 | ESCUADERIA LA CORUÑA | Jon Aizpurua Saenz | JF Miguel Angel Romero | LIGIER JS2R | GPX | 3 | 1:45.291 | 4 | 1:46.336 | 3 | 1:46.585 | 7 | 1:46.612 | 6 | 1:48.326 | 5 |
| 13 | 6 | RX PRO RACING | Manuel Cañizares Tortosa | JR Marcos Menkes Campelo | JR PEUGEOT 308 RACING CUP | D1 | 1 | 1:47.227 | 5 | 1:47.643 | 4 | 1:47.684 | 8 | 1:47.716 | 6 | 1:47.895 | 3 |
| 14 | 36 | UCAV RACING | Carlos Alvarez Sindin | JF José Santos Pérez | SEAT LEON SUPERCOPA MK2 | D1 | 2 | 1:53.689 | 5 | 1:53.723 | 4 | 1:54.616 | 2 | 1:55.413 | 14 | 1:55.438 | 13 |
| 15 | 18 | C.D.PLEMAR SPORT | Jose Luis Lopez Valdivielso | JF Alvaro Rodriguez Sastre | RENAULT CLIO CUP IV | D3 | 1 | 1:54.899 | 23 | 1:54.922 | 18 | 1:55.000 | 15 | 1:55.071 | 20 | 1:55.113 | 25 |
| 16 | 66 | MOTOR CLUB SABADELL | Laurent Puitgmal | | RENAULT CLIO CUP IV | D3 | 2 | 1:55.130 | 16 | 1:55.211 | 10 | 1:55.333 | 15 | 1:55.333 | 18 | 1:55.420 | 6 |
| 17 | 9 | BALBOR MOTORSPORT C.A. | Jose Luis Albors Aleixandre | JF German Lopez Balboa | RENAULT CLIO CUP IV | D3 | 3 | 1:56.711 | 15 | 1:56.824 | 13 | 1:56.842 | 12 | 1:56.898 | 14 | 1:56.959 | 16 |





Monteblanco

GT-CET

Carrera 1

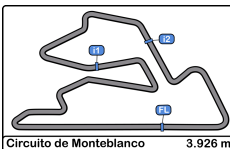
Secuencia Vueltas Rápidas

Circuito de Monteblanco 3.926 m.

GT-CET
CAMPEONATO DE ESPAÑA

| Vta | Hora Día | Tiempo Sesión | Nº | Equipo/Concursante | Piloto 1 | Piloto 2 | Vehículo | Cat | Tiempo | Km/h |
|-----|--------------|---------------|-----|--------------------|---------------------------------|-------------------------|---------------------|--------|-----------------|-------|
| 2 | 12:20:51.573 | 4:33.573 | 135 | RACAR MOTORSPORT | <u>Leandro Martins</u> | Dieter Svepes | PORSCHE 992 GT3 CUP | GT Cup | 1:40.977 | 139.9 |
| 3 | 12:22:30.202 | 6:12.202 | 135 | RACAR MOTORSPORT | <u>Leandro Martins</u> | Dieter Svepes | PORSCHE 992 GT3 CUP | GT Cup | 1:38.629 | 143.3 |
| 3 | 12:22:31.307 | 6:13.307 | 122 | GT CORSE | <u>Alejandro Barambio Perea</u> | Borja Garcia Menendez | PORSCHE 992 GT3 CUP | GT Cup | 1:38.369 | 143.6 |
| 4 | 12:24:09.620 | 7:51.620 | 122 | GT CORSE | <u>Alejandro Barambio Perea</u> | Borja Garcia Menendez | PORSCHE 992 GT3 CUP | GT Cup | 1:38.313 | 143.7 |
| 5 | 12:25:46.743 | 9:28.743 | 135 | RACAR MOTORSPORT | <u>Leandro Martins</u> | Dieter Svepes | PORSCHE 992 GT3 CUP | GT Cup | 1:38.119 | 144.0 |
| 9 | 12:32:19.983 | 16:01.983 | 135 | RACAR MOTORSPORT | <u>Leandro Martins</u> | Dieter Svepes | PORSCHE 992 GT3 CUP | GT Cup | 1:38.040 | 144.1 |
| 14 | 12:42:49.809 | 26:31.809 | 111 | CD DAGO | <u>Pablo Yeregui Ybarra</u> | Daniel Carretero Ortega | AUDI R8 | GPX | 1:37.162 | 145.4 |
| 16 | 12:46:04.807 | 29:46.807 | 111 | CD DAGO | <u>Pablo Yeregui Ybarra</u> | Daniel Carretero Ortega | AUDI R8 | GPX | 1:36.953 | 145.7 |
| 17 | 12:47:41.494 | 31:23.494 | 111 | CD DAGO | <u>Pablo Yeregui Ybarra</u> | Daniel Carretero Ortega | AUDI R8 | GPX | 1:36.688 | 146.1 |
| 18 | 12:49:17.823 | 32:59.823 | 111 | CD DAGO | <u>Pablo Yeregui Ybarra</u> | Daniel Carretero Ortega | AUDI R8 | GPX | 1:36.328 | 146.7 |





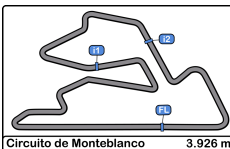
Monteblanco
GT-CET
Carrera 1
Cuentavueltas

GT-CET
CAMPEONATO DE ESPAÑA

VTA

| Nr | Po | Grid | 1 | 2 | 3 | 4 | 5 | 6 | 7 | 8 | 9 | 10 | 11 | 12 | 13 | 14 | 15 | 16 | 17 | 18 | 19 | 20 | 21 | 22 | 23 | 24 | 25 | 26 | 27 | 28 | 29 |
|-----|-----------|------|-----|-----|-----|-----|-----|-----|-----|-----|-----|-----|-----|-----|-----|-----|-----|-----|-----|-----|-----|-----|-----|-----|-----|-----|-----|-----|-----|-----|-----|
| 111 | 1 | 111 | 111 | 135 | 135 | 135 | 135 | 135 | 135 | 135 | 135 | 135 | 135 | 135 | 199 | 118 | 118 | 122 | 122 | 122 | 122 | 122 | 122 | 122 | 122 | 122 | 122 | 122 | 122 | 122 | 122 |
| 122 | 2 | 122 | 122 | 100 | 122 | 122 | 122 | 122 | 122 | 122 | 122 | 122 | 122 | 122 | 118 | 114 | 122 | 199 | 199 | 199 | 199 | 199 | 199 | 199 | 199 | 199 | 199 | 199 | 199 | 199 | 199 |
| 135 | 3 | 135 | 135 | 122 | 100 | 100 | 100 | 100 | 100 | 100 | 100 | 100 | 199 | 199 | 114 | 122 | 199 | 135 | 135 | 135 | 135 | 135 | 135 | 135 | 135 | 135 | 135 | 135 | 135 | 135 | 135 |
| 199 | 4 | 199 | 199 | 111 | 111 | 111 | 111 | 111 | 199 | 199 | 199 | 199 | 100 | 118 | 133 | 133 | 135 | 114 | 114 | 114 | 114 | 114 | 100 | 100 | 111 | 111 | 111 | 111 | 111 | 111 | 111 |
| 100 | 5 | 100 | 100 | 114 | 118 | 118 | 118 | 199 | 111 | 111 | 118 | 118 | 118 | 114 | 122 | 170 | 114 | 118 | 100 | 100 | 100 | 100 | 111 | 111 | 100 | 100 | 100 | 100 | 100 | 100 | 100 |
| 114 | 6 | 114 | 114 | 118 | 114 | 199 | 199 | 118 | 118 | 118 | 111 | 111 | 111 | 111 | 170 | 199 | 170 | 100 | 118 | 118 | 111 | 111 | 114 | 114 | 114 | 114 | 114 | 114 | 114 | 114 | 114 |
| 118 | 7 | 118 | 118 | 199 | 199 | 114 | 114 | 114 | 114 | 114 | 114 | 114 | 114 | 112 | 181 | 135 | 100 | 111 | 111 | 111 | 118 | 118 | 118 | 112 | 112 | 112 | 112 | 112 | 112 | 112 | 112 |
| 112 | 8 | 112 | 112 | 112 | 112 | 112 | 112 | 112 | 112 | 112 | 112 | 112 | 112 | 112 | 133 | 135 | 100 | 111 | 112 | 112 | 112 | 112 | 112 | 112 | 170 | 170 | 170 | 170 | 170 | 170 | 170 |
| 170 | 9 | 170 | 170 | 181 | 170 | 170 | 133 | 133 | 133 | 133 | 133 | 133 | 133 | 170 | 100 | 111 | 112 | 133 | 133 | 170 | 170 | 170 | 170 | 133 | 133 | 133 | 133 | 133 | 133 | 133 | 133 |
| 181 | 10 | 181 | 181 | 170 | 133 | 133 | 170 | 170 | 170 | 170 | 170 | 170 | 170 | 181 | 6 | 6 | 133 | 170 | 170 | 133 | 133 | 133 | 133 | 181 | 181 | 181 | 181 | 181 | 181 | 181 | 181 |
| 133 | 11 | 133 | 133 | 133 | 120 | 120 | 120 | 120 | 120 | 120 | 181 | 181 | 181 | 6 | 111 | 112 | 181 | 181 | 181 | 181 | 181 | 181 | 181 | 6 | 6 | 6 | 6 | 6 | 6 | 6 | 6 |
| 6 | 12 | 6 | 120 | 120 | 6 | 6 | 6 | 6 | 181 | 181 | 120 | 6 | 6 | 100 | 112 | 181 | 6 | 6 | 6 | 6 | 6 | 6 | 6 | 66 | 66 | 66 | 66 | 66 | 66 | 66 | 66 |
| 120 | 13 | 120 | 6 | 6 | 181 | 181 | 181 | 181 | 6 | 6 | 6 | 120 | 66 | 18 | 66 | 66 | 66 | 66 | 66 | 66 | 66 | 66 | 66 | 66 | 18 | 18 | 18 | 18 | 18 | 18 | 18 |
| 36 | 14 | 36 | 36 | 36 | 36 | 36 | 36 | 36 | 36 | 36 | 66 | 66 | 18 | 66 | 9 | 9 | 9 | 9 | 9 | 9 | 18 | 18 | 18 | 36 | 36 | 36 | 36 | 36 | 36 | 36 | 36 |
| 66 | 15 | 66 | 66 | 66 | 66 | 66 | 66 | 66 | 66 | 66 | 36 | 36 | 9 | 9 | 36 | 36 | 36 | 36 | 18 | 18 | 9 | 36 | 36 | 120 | 120 | 120 | 120 | 120 | 120 | 120 | 120 |
| 9 | 16 | 9 | 9 | 9 | 9 | 9 | 9 | 9 | 9 | 9 | 18 | 36 | 36 | 18 | 18 | 18 | 18 | 18 | 36 | 36 | 36 | 9 | 9 | 9 | 9 | 9 | 9 | 9 | 9 | 9 | 9 |
| 18 | 17 | 18 | 18 | 18 | 18 | 18 | 18 | 18 | 18 | 18 | 9 | 120 | 120 | 120 | 120 | 120 | 120 | 120 | 120 | 120 | 120 | 120 | 120 | 120 | 120 | 120 | 120 | 120 | 120 | 120 | 120 |





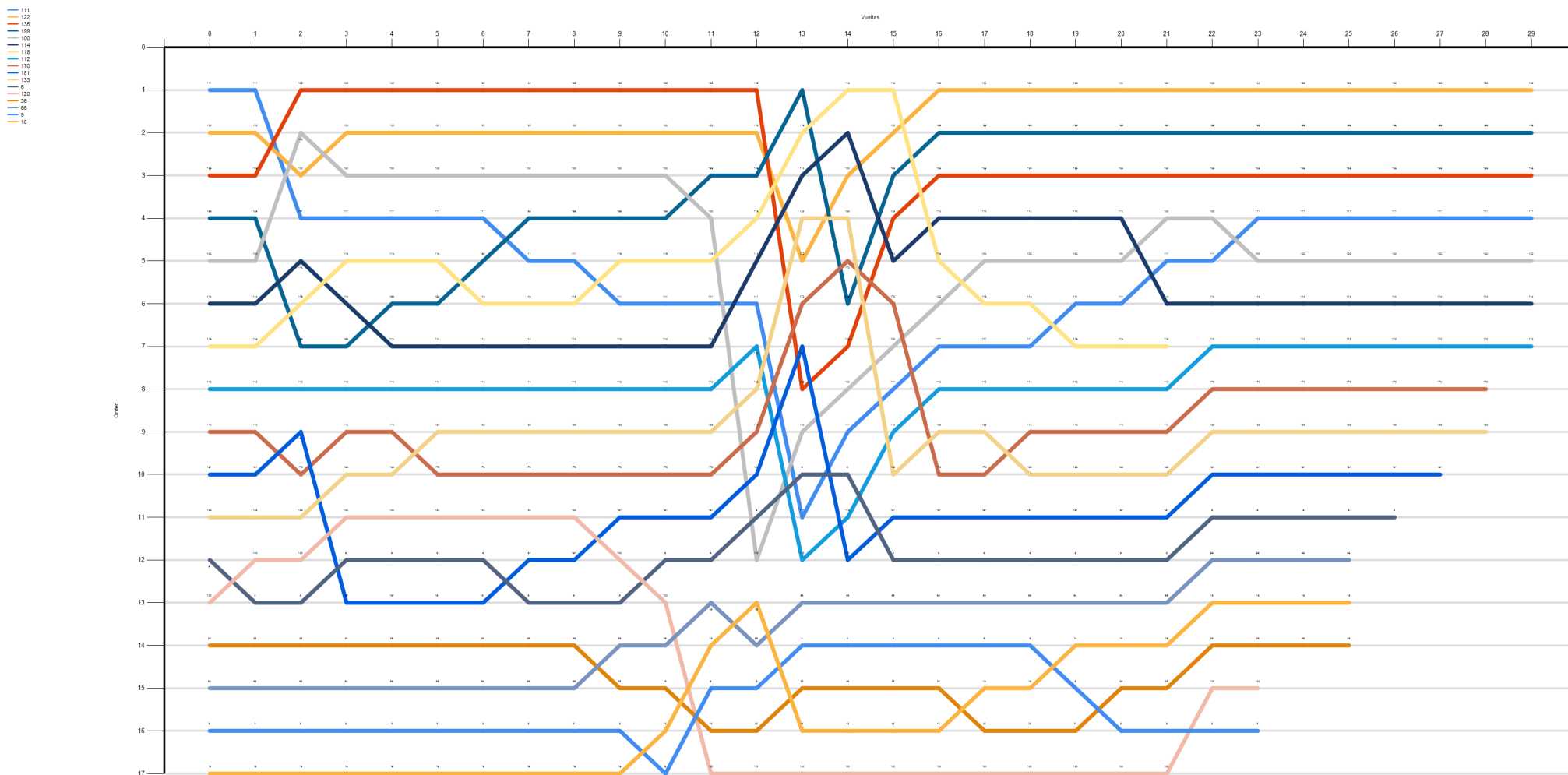
Monteblanco

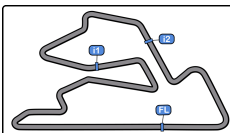
GT-CET

Carrera 1

Cuentavueltas Gráfico

GT-CET
CAMPEONATO DE ESPAÑA





Monteblanco

GT-CET

Carrera 1

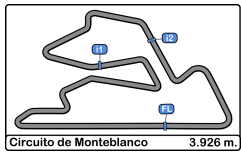
Tiempos Parada en Pit

Circuito de Monteblanco 3.926 m.

GT-CET
CAMPEONATO DE ESPAÑA

| Ord | Nr. | In Day Time | Equipo/Concursante | Piloto 1 | Piloto 2 | Vehiculo | Cat | Tiempo Entrada | Parada N° | Tiempo Box | Handicap | Diff. |
|-----|-----|--------------|-------------------------|------------------------------------|----------|-----------------------------------|-------------------------|----------------|-----------|------------|----------|-------|
| 1 | 120 | 12:35:40.189 | ESCUADERIA LA CORUÑA | Jon Aizpurua Saenz | JF | Miguel Angel Romero | LIGIER JS2R | GPX | 19:22.140 | 1 | 8:05.280 | 1:40 |
| 2 | 100 | 12:35:51.442 | ESCUADERIA FARAON | Pablo V. Bras Silvero | JF | Fernando Gonzalez Gonzalez | PORSCHE 992 GT3 CUP | GT Cu | 19:33.393 | 1 | 1:47.671 | 1:45 |
| 3 | 36 | 12:36:49.036 | UCAV RACING | Carlos Alvarez Sindin | JF | José Santos Pérez | SEAT LEON SUPERCOPA MK2 | D1 | 20:30.987 | 1 | 1:56.641 | 1:55 |
| 4 | 9 | 12:37:09.215 | BALBOR MOTORSPORT C.A. | Jose Luis Albors Aleixandre | JF | German Lopez Balboa | RENAULT CLIO CUP IV | D3 | 20:51.167 | 1 | 1:31.941 | 1:30 |
| 5 | 135 | 12:37:18.888 | RACAR MOTORSPORT | Leandro Martins | JF | Dieter Svepes | PORSCHE 992 GT3 CUP | GT Cu | 21:00.839 | 1 | 1:55.698 | 1:55 |
| 6 | 122 | 12:37:25.252 | GT CORSE | Alejandro Barambio Perea | JF | Borja Garcia Menendez | PORSCHE 992 GT3 CUP | GT Cu | 21:07.203 | 1 | 1:21.740 | 1:20 |
| 7 | 111 | 12:37:42.548 | CD DAGO | Pablo Yeregui Ybarra | JF | Daniel Carretero Ortega | AUDI R8 | GPX | 21:24.499 | 1 | 1:52.737 | 1:50 |
| 8 | 112 | 12:37:56.435 | ESCUADERIA FARAON | Pedro M. Lourinho Bras | JF | Miguel Gomez Guillen | PORSCHE 992 GT3 CUP | GT Cu | 21:38.386 | 1 | 1:36.442 | 1:20 |
| 9 | 66 | 12:38:34.610 | MOTOR CLUB SABADELL | Laurent Puitgmal | JF | | RENAULT CLIO CUP IV | D3 | 22:16.561 | 1 | 1:55.382 | 1:55 |
| 10 | 199 | 12:39:11.782 | VELOSO MOTORSPORT | José Barros | JF | | PORSCHE 992 GT3 CUP | GT Cu | 22:53.733 | 1 | 1:36.722 | 1:35 |
| 11 | 181 | 12:40:42.597 | ESCUADERIA BAIX EMPORDÀ | Jan Schidlof Marek | JF | Francesc Guitierrez Agüi | MCLAREN ARTURA GT4 | GT4 | 24:24.548 | 1 | 1:56.959 | 1:55 |
| 12 | 114 | 12:41:06.636 | SKUALO COMPETICIÓN | Hendrik Van Zoest | JF | | PORSCHE 992 GT3 CUP | GT Cu | 24:48.587 | 1 | 1:22.833 | 1:20 |
| 13 | 18 | 12:41:09.576 | C.D.PLEMAR SPORT | Jose Luis Lopez Valdivielso | JF | Alvaro Rodriguez Sastre | RENAULT CLIO CUP IV | D3 | 24:51.527 | 1 | 1:37.968 | 1:35 |
| 14 | 133 | 12:42:08.577 | ESCUADERIA LA CORUÑA | Ángel Santos Avasle | JF | Mikkel Kristensen Illan | LIGIER JS2R | GT4 | 25:50.528 | 1 | 1:32.652 | 1:30 |
| 15 | 118 | 12:42:39.423 | ESCUADERIA FARAON | Alvaro Fontes Blanco | JF | Pedro M. Silvero Castilla | FERRARI 488 CH EVO | GPX | 26:21.374 | 1 | 1:23.330 | 1:20 |
| 16 | 6 | 12:42:55.129 | RX PRO RACING | Manuel Cañizares Tortosa | JR | Marcos Menkes Campelo | PEUGEOT 308 RACING CUP | D1 | 26:37.080 | 1 | 2:12.502 | 1:55 |
| 17 | 170 | 12:44:08.699 | ESCUADERIA FARAON | Agustin Sanabria Crespo | JF | | KTM GT4 | GT4 | 27:50.650 | 1 | 1:23.978 | 1:20 |
| 18 | 9 | 12:56:21.264 | BALBOR MOTORSPORT C.A. | Jose Luis Albors Aleixandre | JF | German Lopez Balboa | RENAULT CLIO CUP IV | D3 | 40:03.215 | 2 | 3:51.726 | 1:30 |

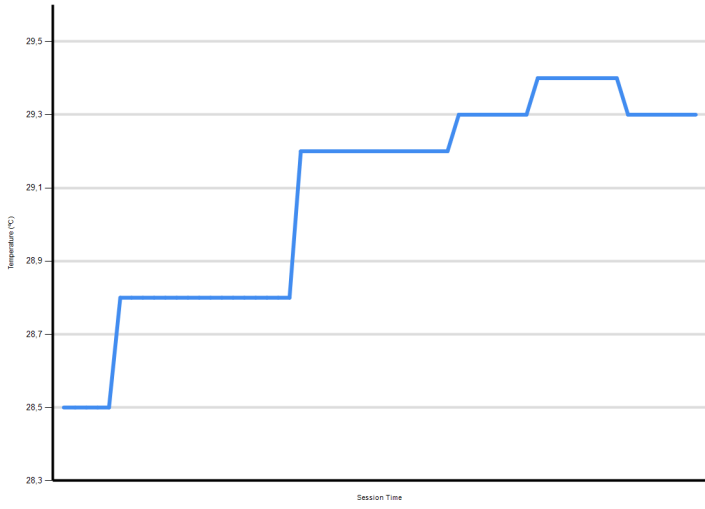




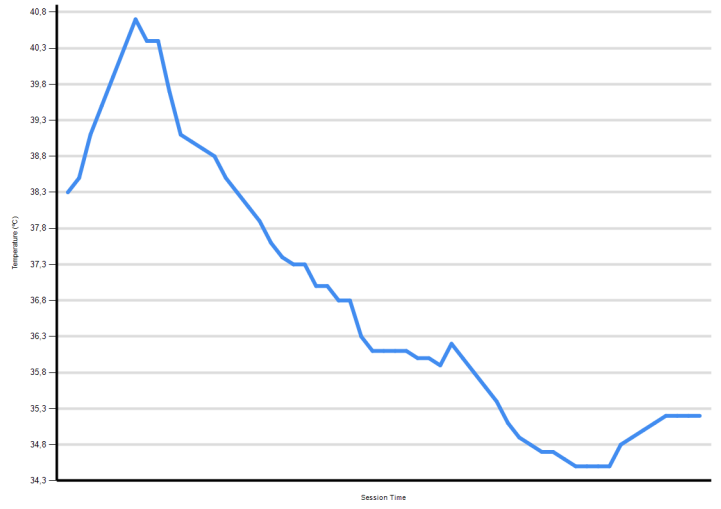
Monteblando
GT-CET
Carrera 1
Informe Meteorológico



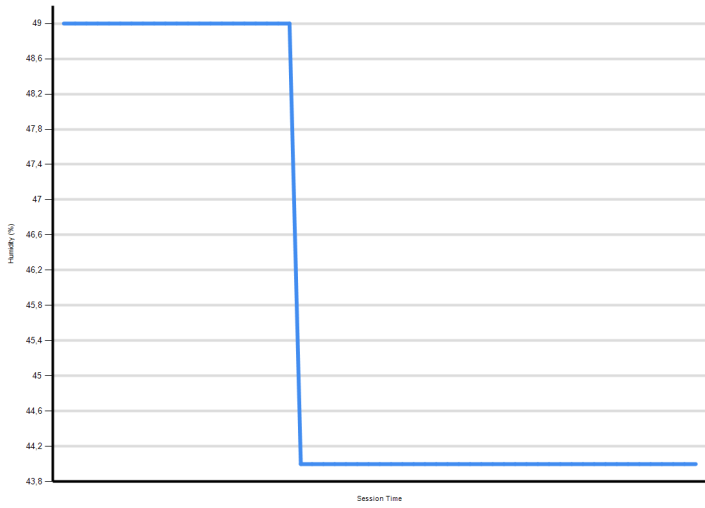
Temperatura Aire




Temperatura Pista




Humedad



Presión



Velocidad Viento



Dirección Viento

