

Monteblanco
GT-CET
Entrenamiento Privado
Resultados Provisionales

Circuito de Monteblanco 3.926 m.



Cls	Nº	Equipo/Concursante	Piloto 1	Piloto 2	Vehiculo	Cat	Cls	Vtas.	Mejor	Tiempo	Dif 1º	Interval	Km/h	
1	111	CD DAGO	Pablo Yeregui Ybarra	Daniel Carretero Ortega	AUDI R8	GPX	1	25	23	1:36.699			146.1	
2	122	GT CORSE	Alejandro Barambio Perea	Borja Garcia Menendez	PORSCHE 992 GT3 CUP	GT Cup	1	13	5	1:37.048	0.349	0.349	145.6	
3	135	RACAR MOTORSPORT	Leandro Martins	Dieter Svepes	PORSCHE 992 GT3 CUP	GT Cup	2	25	21	1:37.708	1.009	0.660	144.6	
4	199	VELOSO MOTORSPORT	José Barros		PORSCHE 992 GT3 CUP	GT Cup	3	28	26	1:37.979	1.280	0.271	144.2	
5	100	ESCUADERIA FARAON	Pablo V. Bras Silvero	Fernando Gonzalez Gonzalez	PORSCHE 992 GT3 CUP	GT Cup	4	24	22	1:38.581	1.882	0.602	143.3	
6	114	SKUALO COMPETICIÓN	Hendrik Van Zoest	JF	PORSCHE 992 GT3 CUP	GT Cup	5	22	18	1:39.756	3.057	1.175	141.6	
7	112	ESCUADERIA FARAON	Pedro M. Lourinho Bras	Miguel Gomez Guillen	PORSCHE 992 GT3 CUP	GT Cup	6	27	11	1:40.572	3.873	0.816	140.5	
8	118	ESCUADERIA FARAON	Alvaro Fontes Blanco	Pedro M. Silvero Castilla	FERRARI 488 CH EVO	GPX	2	24	12	1:40.744	4.045	0.172	140.2	
9	181	ESCUADERIA BAIX EMPORDÀ	Jan Schidlof Marek	JF	Francesc Guitierrez Agüi	MCLAREN ARTURA GT4	GT4	1	22	8	1:45.325	8.626	4.581	134.1
10	133	ESCUADERIA LA CORUÑA	Ángel Santos Avalle	Mikkel Kristensen Illan	LIGIER JS2R	GT4	2	24	13	1:45.579	8.880	0.254	133.8	
11	120	ESCUADERIA LA CORUÑA	Jon Aizpurua Saenz	JF	Miguel Angel Romero	KTM GT2	GPX	3	21	6	1:46.576	9.877	0.997	132.6
12	170	ESCUADERIA FARAON	Agustin Sanabria Crespo		KTM GT2	GPX	4	11	10	1:47.092	10.393	0.516	131.9	
13	6	RX PRO RACING	Manuel Cañizares Tortosa	JR	Marcos Menkes Campelo	JR	D1	1	24	7	1:49.527	12.828	2.435	129.0
14	36	UCAV RACING	Carlos Alvarez Sindin	JF	José Santos Pérez	SEAT LEON SUPERCOPA MK2	D1	2	19	13	1:51.814	15.115	2.287	126.4
15	18	C.D.PLEMAR SPORT	Jose Luis Lopez Valdivielso	JF	Alvaro Rodriguez Sastre	RENAULT CLIO CUP IV	D3	1	23	22	1:55.150	18.451	3.336	122.7
16	66	MOTOR CLUB SABADELL	Laurent Puitgmal		RENAULT CLIO CUP IV	D3	2	14	12	1:55.297	18.598	0.147	122.5	
17	9	BALBOR MOTORSPORT C.A.	Jose Luis Albors Aleixandre	JF	German Lopez Balboa	RENAULT CLIO CUP IV	D3	3	18	5	1:57.393	20.694	2.096	120.3

Publicado a las:.....

Temp Pista: **36.2 °C** Temp Aire: **34.1 °C** Humedad: **33 %** Estado Pista: **SECA**

Director Carrera:

Máximo Guerrero

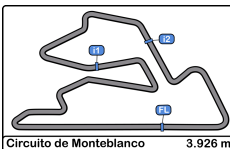
DPB-0803-ESP/NA

Cronometrador:

Luis García

JOB-2654-ESP/M





Monteblanco

GT-CET

Entrenamiento Privado

Resultados Provisionales por Categoría

GT-CET
CAMPEONATO DE ESPAÑA

GPX													
Cls	Nº	Equipo/Concursante	Piloto 1	Piloto 2	Vehículo	Cat	Cls	Vtas.	Mejor	Tiempo	Dif 1º	Interval	Km/h
1	111	CD DAGO	Pablo Yeregui Ybarra	Daniel Carretero Ortega	AUDI R8	GPX	1	25	23	1:36.699			146.1
2	118	ESCUADERIA FARAON	Alvaro Fontes Blanco	Pedro M. Silvero Castilla	FERRARI 488 CH EVO	GPX	2	24	12	1:40.744	4.045	4.045	140.2
3	120	ESCUADERIA LA CORUÑA	Jon Aizpurua Saenz	JF Miguel Angel Romero	KTM GT2	GPX	3	21	6	1:46.576	9.877	5.832	132.6
4	170	ESCUADERIA FARAON	Agustin Sanabria Crespo		KTM GT2	GPX	4	11	10	1:47.092	10.393	0.516	131.9

GT Cup													
Cls	Nº	Equipo/Concursante	Piloto 1	Piloto 2	Vehículo	Cat	Cls	Vtas.	Mejor	Tiempo	Dif 1º	Interval	Km/h
1	122	GT CORSE	Alejandro Barambio Perea	Borja Garcia Menendez	PORSCHE 992 GT3 CUP	GT Cup	1	13	5	1:37.048			145.6
2	135	RACAR MOTORSPORT	Leandro Martins	Dieter Svepes	PORSCHE 992 GT3 CUP	GT Cup	2	25	21	1:37.708	0.660	0.660	144.6
3	199	VELOSO MOTORSPORT	José Barros		PORSCHE 992 GT3 CUP	GT Cup	3	28	26	1:37.979	0.931	0.271	144.2
4	100	ESCUADERIA FARAON	Pablo V. Bras Silvero	Fernando Gonzalez Gonzalez	PORSCHE 992 GT3 CUP	GT Cup	4	24	22	1:38.581	1.533	0.602	143.3
5	114	SKUALO COMPETICIÓN	Hendrik Van Zoest	JF	PORSCHE 992 GT3 CUP	GT Cup	5	22	18	1:39.756	2.708	1.175	141.6
6	112	ESCUADERIA FARAON	Pedro M. Lourinho Bras	Miguel Gomez Guillen	PORSCHE 992 GT3 CUP	GT Cup	6	27	11	1:40.572	3.524	0.816	140.5

GT4													
Cls	Nº	Equipo/Concursante	Piloto 1	Piloto 2	Vehículo	Cat	Cls	Vtas.	Mejor	Tiempo	Dif 1º	Interval	Km/h
1	181	ESCUADERIA BAIX EMPORDÁ	Jan Schidlof Marek	JF Francesc Guitierrez Agüi	MCLAREN ARTURA GT4	GT4	1	22	8	1:45.325			134.1
2	133	ESCUADERIA LA CORUÑA	Ángel Santos Avasle	Mikkel Kristensen Illan	LIGIER JS2R	GT4	2	24	13	1:45.579	0.254	0.254	133.8

D1													
Cls	Nº	Equipo/Concursante	Piloto 1	Piloto 2	Vehículo	Cat	Cls	Vtas.	Mejor	Tiempo	Dif 1º	Interval	Km/h
1	6	RX PRO RACING	Manuel Cañizares Tortosa	JR Marcos Menkes Campelo	JR PEUGEOT 308 RACING CUP	D1	1	24	7	1:49.527			129.0
2	36	UCAV RACING	Carlos Alvarez Sindin	JF José Santos Pérez	SEAT LEON SUPERCOPA MK2	D1	2	19	13	1:51.814	2.287	2.287	126.4

D3													
Cls	Nº	Equipo/Concursante	Piloto 1	Piloto 2	Vehículo	Cat	Cls	Vtas.	Mejor	Tiempo	Dif 1º	Interval	Km/h
1	18	C.D.PLEMAR SPORT	Jose Luis Lopez Valdivielso	JF Alvaro Rodriguez Sastre	RENAULT CLIO CUP IV	D3	1	23	22	1:55.150			122.7
2	66	MOTOR CLUB SABADELL	Laurent Puitgmal		RENAULT CLIO CUP IV	D3	2	14	12	1:55.297	0.147	0.147	122.5
3	9	BALBOR MOTORSPORT C.A.	Jose Luis Albors Aleixandre	JF German Lopez Balboa	RENAULT CLIO CUP IV	D3	3	18	5	1:57.393	2.243	2.096	120.3

Publicado a las:.....

Temp Pista: 36.2 °C Temp Aire: 34.1 °C Humedad: 33 % Estado Pista: SECA

Director Carrera:

Máximo Guerrero

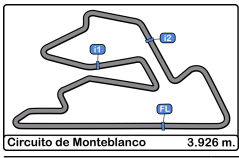
DPB-0803-ESP/NA

Cronometrador:

Luis García

JOB-2654-ESP/M





Monteblando
GT-CET
Entrenamiento Privado
Tiempos Por Vuelta



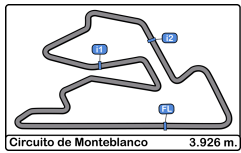
6 Manuel Cañizares Tortosa PEUGEOT 308 RACING CUP							18 Jose Luis Lopez Valdiviello RENAULT CLIO CUP IV								
D1 Marcos Menkes Campelo RX PRO RACING							D3 Alvaro Rodriguez Sastre C.D.PLEMAR SPORT								
Vta	D	Tiempo	Sector 1	Sector 2	Sector 3	T. Spd	Elapsed	Vta	D	Tiempo	Sector 1	Sector 2	Sector 3	T. Spd	Elapsed
1		18:31:59.105	18:30:58.942	30.337	29.826		18:31:59.105	1		18:36:19.571	18:35:15.950	31.670	31.951		18:36:19.571
2		1:53.313	54.298	29.717	29.298		18:33:52.418	2		2:01.085	58.075	31.593	31.417		18:38:20.656
3		2:01.934	53.953	29.890	38.091		18:35:54.352	3		2:02.057	59.326	31.477	31.254		18:40:22.713
4		2:49.208	1:51.551	28.127	29.530		18:38:43.560	4		2:02.454	59.186	31.451	31.817		18:42:25.167
5		1:49.592	53.122	27.977	28.493		18:40:33.152	5		1:59.827	57.987	30.892	30.948		18:44:24.994
6		1:50.085	52.770	28.048	29.267		18:42:23.237	6		1:59.837	57.738	30.509	31.590		18:46:24.831
7		1:49.527	52.960	28.071	28.496		18:44:12.764	7		2:00.493	58.577	31.080	30.836		18:48:25.324
8		2:02.578	59.130	31.845	31.603		18:46:15.342	8		2:02.746	59.693	31.729	31.324		18:50:28.070
9		1:49.563	52.932	28.035	28.596		18:48:04.905	9		1:59.021	58.329	30.438	30.254		18:52:27.091
10		1:50.407	53.150	28.103	29.154		18:49:55.312	10		2:00.458	56.755	32.306	31.397		18:54:27.549
11		2:01.279 P	53.270	27.926	40.083		18:51:56.591	11		2:01.433	59.485	31.176	30.772		18:56:28.982
12		4:11.576	3:13.321	28.859	29.396		18:56:08.167	12		1:59.446	57.847	30.921	30.678		18:58:28.428
13		1:51.604	54.338	28.272	28.994		18:57:59.771	13		1:58.589	57.245	30.617	30.727		19:00:27.017
14		1:51.097	53.651	28.620	28.826		18:59:50.868	14		1:59.155	57.991	30.401	30.763		19:02:26.172
15		1:53.082	53.618	28.441	31.023		19:01:43.950	15		1:59.517	57.812	30.546	31.159		19:04:25.689
16		2:19.386 P	1:08.799	31.774	38.813		19:04:03.336	16		1:59.627	58.019	30.578	31.030		19:06:25.316
17		6:48.654	5:50.988	28.495	29.171		19:10:51.990	17		1:59.030	57.757	30.603	30.670		19:08:24.346
18		1:52.185	53.488	29.723	28.974		19:12:44.175	18		1:58.784	56.851	31.271	30.662		19:10:23.130
19		1:50.291	53.484	28.151	28.656		19:14:34.466	19		2:08.971 P	57.554	30.732	40.685		19:12:32.101
20		1:52.866	54.808	28.401	29.657		19:16:27.332	20		5:52.719	4:50.178	31.624	30.917		19:18:24.820
21		1:53.768	55.227	29.526	29.015		19:18:21.100	21		1:55.693	56.371	29.389	29.933		19:20:20.513
22		1:50.143	53.341	28.116	28.686		19:20:11.243	22		1:55.150	55.915	29.364	29.871		19:22:15.663
23		1:51.950	53.309	29.485	29.156		19:22:03.193	23		2:09.421 P	55.865		2:39.292		19:24:25.084
24		1:49.877	53.003	28.070	28.804		19:23:53.070								
25			1:03.041	31.311											

9 Jose Luis Albors RENAULT CLIO CUP IV							
D3 Alexandre German Lopez Balboa BALBOR MOTORSPORT C.A.							
Vta	D	Tiempo	Sector 1	Sector 2	Sector 3	T. Spd	Elapsed
1		18:35:49.021	18:34:41.545	35.744	31.732		18:35:49.021
2		2:00.955	58.987	30.299	30.332		18:37:49.976
3		1:58.133	57.502	30.299	30.332		18:39:48.109
4		1:57.542	56.830	30.304	30.440		18:41:45.651
5		1:57.393	56.649	30.304	30.440		18:43:43.044
6		1:57.934	57.063	30.469	30.402		18:45:40.978
7		2:23.895 P	1:02.881	30.469	30.402		18:48:04.873
8		8:49.916	7:40.960	35.932	33.024		18:56:54.789
9		2:03.271	1:00.198	32.010	31.063		18:58:58.060
10		2:00.638	59.231	32.010	31.063		19:00:58.698
11		2:19.986 P	1:02.537	34.141	43.308		19:03:18.684
12		5:13.063	4:11.359	30.917	30.787		19:08:31.747
13		2:00.587	59.330	30.855	30.402		19:10:32.334
14		1:59.445	58.540	30.574	30.331		19:12:31.779
15		1:59.489	58.122	30.781	30.586		19:14:31.268
16		2:01.088	58.008	32.152	30.928		19:16:32.356
17		2:12.189 P	58.253	32.658	41.278		19:18:44.545
18		4:52.948 P	3:39.227	33.359	40.362		19:23:37.493

22 Stephan Polderman Renault CLIO CUP V							
A.SCHIMPF TEAM							
Vta	D	Tiempo	Sector 1	Sector 2	Sector 3	T. Spd	Elapsed
23							
23							

36 Carlos Alvarez Sindin SEAT LEON SUPERCOPA MK2							
D1 José Santos Pérez UCAV RACING							
Vta	D	Tiempo	Sector 1	Sector 2	Sector 3	T. Spd	Elapsed
1		18:35:05.823	18:34:01.071	32.789	31.963		18:35:05.823
2		1:55.565	56.595	29.543	29.427		18:37:01.388
3		1:58.269	57.361	29.543	29.427		18:38:59.657
4		1:55.500	56.151	29.696	29.653		18:40:55.157
5		2:31.925 P	1:06.606	35.707	49.612		18:43:27.082
6		4:18.112	3:17.615	30.592	29.905		18:47:45.194
7		1:54.664	56.218	29.123	29.323		18:49:39.858
8		1:58.061	54.367	29.149	34.545		18:51:37.919
9		2:05.655	1:00.606	32.460	32.589		18:53:43.574
10		1:53.751	54.479	29.048	30.224		18:55:37.325
11		2:17.725 P	1:01.239	33.582	42.904		18:57:55.050
12		5:23.340	4:23.974	29.856	29.510		19:03:18.390
13		1:51.814	54.287	28.473	29.054		19:05:10.204
14		2:14.155	58.745	32.473	42.937		19:07:24.359
15		5:55.469	4:55.306	30.329	29.834		19:13:19.828
16		1:55.374	55.433	29.010	30.931		19:15:15.202
17		1:53.474	53.970	28.796	30.708		19:17:08.676
18		2:12.918	1:04.310	36.125	32.483		19:19:21.594
19		2:13.709 P	54.152	31.148	48.409		19:21:35.303





Montebianco
GT-CET
Entrenamiento Privado
Tiempos Por Vuelta



66

Laurent Puitgmal

RENAULT CLIO CUP IV

111

Pablo Yeregui Ybarra

AUDI R8

D3

MOTOR CLUB SABADELL

GPX

Daniel Carretero Ortega

CD DAGO

Vta	D	Tiempo	Sector 1	Sector 2	Sector 3	T. Spd	Elapsed	Vta	D	Tiempo	Sector 1	Sector 2	Sector 3	T. Spd	Elapsed
1		18:33:40.591	18:32:35.089	32.995	32.507		18:33:40.591	1		18:32:42.946	18:31:47.625	28.627	26.694		18:32:42.946
2		2:15.733 P	1:00.567	34.520	40.646		18:35:56.324	2		1:40.421	48.650	26.091	25.680		18:34:23.367
3		2:48.978	1:46.201	30.694	32.083		18:38:45.302	3		1:39.760	48.099	25.470	26.191		18:36:03.127
4		1:58.400	57.106	30.413	30.881		18:40:43.702	4		1:38.080	47.164	25.458	25.458		18:37:41.207
5		1:58.570	57.120	30.024	31.426		18:42:42.272	5		1:38.624	47.789	25.315	25.520		18:39:19.831
6		1:57.370	56.928	29.860	30.582		18:44:39.642	6		1:54.139 P	52.440	28.641	33.058		18:41:13.970
7		1:56.849	55.927	29.802	31.120		18:46:36.491	7		4:03.297	3:08.925	27.233	27.139		18:45:17.267
8		1:56.344	56.326	29.671	30.347		18:48:32.835	8		1:42.125	49.060	26.508	26.557		18:46:59.392
9		1:55.540	55.962	29.503	30.075		18:50:28.375	9		1:51.899	50.323	26.731	34.845		18:48:51.291
10		1:56.392	56.362	29.681	30.349		18:52:24.767	10		3:45.285	2:50.067	27.850	27.368		18:52:36.576
11		1:55.548	55.729	29.497	30.322		18:54:20.315	11		1:42.846	49.525	26.796	26.525		18:54:19.422
12		1:55.297	55.634	29.538	30.125		18:56:15.612	12		1:42.234	49.361	26.464	26.409		18:56:01.656
13		2:07.631 P	57.799	33.861	35.971		18:58:23.243	13		1:41.978	49.387	26.089	26.502		18:57:43.634
14		25:46.814 P			26:22.785		19:24:10.057	14		1:41.667	49.530	25.901	26.236		18:59:25.301

88

Mauro Tim Polderman

Renault CLIO CUP V

15

1:40.953

19:01:06.254

A.SCHIMPF TEAM

16

1:41.213

19:02:47.467

17

1:39.972

19:04:27.439

18

1:40.134

19:06:07.573

19

1:40.309

19:07:47.882

20

1:40.038

19:09:27.920

21

2:05.570 P

19:11:33.490

22

7:47.617

19:19:21.107

23

1:36.699

19:20:57.806

24

1:37.905

19:22:35.711

25

2:15.576 P

19:24:51.287

100

Pablo V. Bras Silvero

PORSCHE 992 GT3 CUP

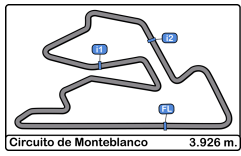
GT Cup

Fernando Gonzalez

ESCUDERIA FARAON

Vta	D	Tiempo	Sector 1	Sector 2	Sector 3	T. Spd	Elapsed	Vta	D	Tiempo	Sector 1	Sector 2	Sector 3	T. Spd	Elapsed
1		18:35:16.768	18:34:19.528	29.072	28.168		18:35:16.768	23		1:36.699	46.640	25.113	24.946		19:20:57.806
2		1:44.189	50.520	26.513	27.156		18:37:00.957	24		1:37.905	47.143	25.308	25.454		19:22:35.711
3		1:42.091	48.828	26.358	26.905		18:38:43.048	25		2:15.576 P	57.269	33.181	45.126		19:24:51.287
4		1:39.878	48.237	25.735	25.906		18:40:22.926								
5		1:40.025	48.127	25.801	26.097		18:42:02.951								
6		1:57.284 P	48.688	29.568	39.028		18:44:00.235								
7		4:37.183	3:37.254	32.115	27.814		18:48:37.418								
8		1:41.944	49.340	26.110	26.494		18:50:19.362								
9		1:39.313	48.003	25.638	25.672		18:51:58.675								
10		1:42.927	49.784	26.666	26.477		18:53:41.602								
11		1:39.540	48.094	25.649	25.797		18:55:21.142								
12		1:39.204	47.725	25.612	25.867		18:57:00.346								
13		1:54.724 P	48.808	27.825	38.091		18:58:55.070								
14		5:50.245	4:58.488	25.930	25.827		19:04:45.315								
15		1:39.047	47.761	25.408	25.878		19:06:24.362								
16		1:39.140	47.675	25.439	26.026		19:08:03.502								
17		1:39.915	47.952	25.704	26.259		19:09:43.417								
18		1:38.851	47.609	25.413	25.829		19:11:22.268								
19		1:58.901 P	51.646	30.861	36.394		19:13:21.169								
20		4:54.573	4:01.436	26.776	26.361		19:18:15.742								
21		1:38.798	47.787	25.241	25.770		19:19:54.540								
22		1:38.581	47.729	25.098	25.754		19:21:33.121								
23		1:39.948	48.355	25.648	25.945		19:23:13.069								
24		1:53.902 P	47.912	25.296	40.694		19:25:06.971								





Monteblanco
GT-CET
Entrenamiento Privado
Tiempos Por Vuelta



112

Pedro M. Lourinho Bras

PORSCHE 992 GT3 CUP

GT Cup

Miguel Gomez Guillen

ESCUDERIA FARAON

118

Alvaro Fontes Blanco

FERRARI 488 CH EVO

GPX

Pedro M. Silvero Castilla

ESCUDERIA FARAON

Vta	D	Tiempo	Sector 1	Sector 2	Sector 3	T. Spd	Elapsed	Vta	D	Tiempo	Sector 1	Sector 2	Sector 3	T. Spd	Elapsed		
1		18:33:14.410	18:32:06.921	33.867	33.622		18:33:14.410	1		18:33:17.357	18:32:19.169	29.880	28.308		18:33:17.357		
2		2:05.237	1:00.743	31.315	33.179		18:35:19.647	2		1:46.303	50.687		2:14.611		18:35:03.660		
3		1:50.085	53.108	28.601	28.376		18:37:09.732	3		1:43.250	49.720		3:57.861		18:36:46.910		
4		1:49.548	49.931	26.919	32.698		18:38:59.280	4		1:40.884	49.000		5:38.745		18:38:27.794		
5		4:09.924	3:16.316	26.372	27.236		18:43:09.204	5		1:43.213	50.222		7:21.958		18:40:11.007		
6		1:41.452	49.265	25.912	26.275		18:44:50.656	6		1:41.497	48.950	26.096	26.451		18:41:52.504		
7		1:43.979	50.514	26.332	27.133		18:46:34.635	7		2:15.710 P	1:02.015	35.869	37.826		18:44:08.214		
8		1:43.165	50.123	26.205	26.837		18:48:17.800	8		2:58.190 P	1:46.758	31.813	39.619		18:47:06.404		
9		1:40.676	48.843	25.783	26.050		18:49:58.476	9		7:03.439	6:06.837	27.198	29.404		18:54:09.843		
10		1:40.687	48.854	25.468	26.365		18:51:39.163	10		1:40.830	48.516	25.946	26.368		18:55:50.673		
11		1:40.572	48.541	25.645	26.386		18:53:19.735	11		1:42.960	49.426	26.788	26.746		18:57:33.633		
12		2:02.145	52.867	30.919	38.359		18:55:21.880	12		1:40.744	48.475	25.944	26.325		18:59:14.377		
13		4:07.503 P	3:05.717	26.846	34.940		18:59:29.383	13		1:59.449 P	54.681	29.699	35.069		19:01:13.826		
14		3:00.501	2:07.142	26.545	26.814		19:02:29.884	14		5:57.608	5:02.956	27.347	27.305		19:07:11.434		
15		1:42.460	49.675	26.256	26.529		19:04:12.344	15		1:43.376	49.637	26.598	27.141		19:08:54.810		
16		1:41.363	48.917	26.229	26.217		19:05:53.707	16		1:44.352	49.704	26.858	27.790		19:10:39.162		
17		1:41.069	48.639	26.148	26.282		19:07:34.776	17		1:43.531	49.784	26.875	26.872		19:12:22.693		
18		1:41.340	48.573	26.202	26.565		19:09:16.116	18		1:43.046	49.397	26.950	26.699		19:14:05.739		
19		1:41.363	48.900	26.185	26.278		19:10:57.479	19		1:43.731	50.355	26.719	26.657		19:15:49.470		
20		1:42.573	49.614	26.452	26.507		19:12:40.052	20		1:42.029	49.019	26.464	26.546		19:17:31.499		
21		1:42.418	49.605	26.390	26.423		19:14:22.470	21		1:42.495	49.047	26.977	26.471		19:19:13.994		
22		1:41.447	49.412	25.851	26.184		19:16:03.917	22		1:42.257	49.493	26.292	26.472		19:20:56.251		
23		1:41.700	48.876	26.314	26.510		19:17:45.617	23		1:43.382	49.869	26.936	26.577		19:22:39.633		
24		1:41.962	49.998	25.828	26.136		19:19:27.579	24		1:54.126 P	49.303	26.155	38.668		19:24:33.759		
25		2:05.357	49.055	47.102	29.200		19:21:32.936	120							Jon Aizpurua Saenz		KTM GT2
26		1:42.864	49.879	26.290	26.695		19:23:15.800								GPX		Miguel Angel Romero
27		1:54.316 P	50.061	26.673	37.582		19:25:10.116										

114

Hendrik Van Zoest

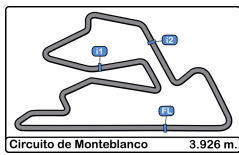
PORSCHE 992 GT3 CUP

GT Cup

SKUALO COMPETICIÓN

Vta	D	Tiempo	Sector 1	Sector 2	Sector 3	T. Spd	Elapsed	Vta	D	Tiempo	Sector 1	Sector 2	Sector 3	T. Spd	Elapsed		
1		18:38:08.665	18:37:08.760	30.770	29.135		18:38:08.665	1		18:34:18.666	18:33:15.284	33.844	29.538		18:34:18.666		
2		1:47.853	50.648	28.501	28.704		18:39:56.518	2		2:00.153	55.610	28.657	35.886		18:36:18.819		
3		1:43.177	49.597	26.708	26.872		18:41:39.695	3		3:06.387	2:10.155	28.005	28.227		18:39:25.206		
4		1:42.139	49.135	26.613	26.391		18:43:21.834	4		1:47.932	52.311	27.545	28.076		18:41:13.138		
5		1:42.486	49.500	26.428	26.558		18:45:04.320	5		1:47.350	51.779	27.641	27.930		18:43:00.488		
6		1:55.643 P	49.400	26.131	40.112		18:46:59.963	6		1:46.576	51.445	27.177	27.954		18:44:47.064		
7		3:02.413	2:10.093	25.914	26.406		18:50:02.376	7		1:54.886 P	51.785	27.552	35.549		18:46:41.950		
8		1:41.673	49.056	25.978	26.639		18:51:44.049	8		7:13.135	6:10.666	31.981	30.488		18:53:55.085		
9		1:41.822	49.588	26.020	26.214		18:53:25.871	9		1:54.407	55.002	28.533	30.872		18:55:49.492		
10		1:41.541	49.401	25.970	26.170		18:55:07.412	10		2:18.777 P	1:03.402	32.809	42.566		18:58:08.269		
11		1:41.367	48.815	26.008	26.544		18:56:48.779	11		8:34.254	7:36.388	29.034	28.832		19:06:42.523		
12		1:41.317	48.702	26.080	26.535		18:58:30.096	12		1:51.074	54.886	27.961	28.227		19:08:33.597		
13		1:54.578	48.701	26.748	39.129		19:00:24.674	13		1:50.545	53.852	28.418	28.275		19:10:24.142		
14		11:28.515	10:33.540	27.800	27.175		19:11:53.189	14		1:49.579	53.330	27.999	28.250		19:12:13.721		
15		1:42.071	49.469	26.319	26.283		19:13:35.260	15		1:50.065	53.743	28.068	28.254		19:14:03.786		
16		1:40.733	48.489	26.132	26.112		19:15:15.993	16		1:50.085	53.611	28.386	28.088		19:15:53.871		
17		1:40.263	48.414	25.929	25.920		19:16:56.256	17		1:49.961	53.150	28.157	28.654		19:17:43.832		
18		1:39.756	47.983	25.820	25.953		19:18:36.012	18		1:49.552	53.403	28.175	27.974		19:19:33.384		
19		1:40.959	48.842	25.976	26.141		19:20:16.971	19		1:49.703	52.926	28.665	28.112		19:21:23.087		
20		1:41.040	48.872	26.058	26.110		19:21:58.011	20		1:49.026	52.780	27.785	28.461		19:23:12.113		
21		1:39.893	48.244	25.549	26.100		19:23:37.904	21		2:00.520 P	54.604	28.505	37.411		19:25:12.633		
22		1:55.773 P	49.066		2:21.873		19:25:33.677										





Monteblando
GT-CET
Entrenamiento Privado
Tiempos Por Vuelta



122	Alejandro Barambio Perea	PORSCHE 992 GT3 CUP	135	Leandro Martins	PORSCHE 992 GT3 CUP
	Borja Garcia Menendez	GT CORSE		Dieter Svepes	RACAR MOTORSPORT

Vta	D	Tiempo	Sector 1	Sector 2	Sector 3	T. Spd	Elapsed	Vta	D	Tiempo	Sector 1	Sector 2	Sector 3	T. Spd	Elapsed
1		18:57:09.756	18:56:17.367	27.130	25.259		18:57:09.756	1		18:32:07.082	18:31:09.692	29.521	27.869		18:32:07.082
2		1:37.088	46.890		2:02.347		18:58:46.844	2		1:48.661 P	50.731	26.898	31.032		18:33:55.743
3		1:37.590	47.220	24.928	25.442		19:00:24.434	3		3:32.958	2:41.601	25.699	25.658		18:37:28.701
4		1:51.665	57.898	28.132	25.635		19:02:16.099	4		1:39.246	48.020	25.321	25.905		18:39:07.947
5		1:37.048	47.018		2:02.683		19:03:53.147	5		1:40.573	48.912	26.018	25.643		18:40:48.520
6		1:45.423 P	48.876	25.574	30.973		19:05:38.570	6		1:43.992 P	47.657	25.273	31.062		18:42:32.512
7		3:07.021	2:16.590	25.086	25.345		19:08:45.591	7		5:15.634	4:20.997	27.639	26.998		18:47:48.146
8		1:51.858 P	46.956	26.508	38.394		19:10:37.449	8		1:40.074	48.800	25.504	25.770		18:49:28.220
9		4:07.464	3:15.856	25.732	25.876		19:14:44.913	9		1:39.754	48.016		2:05.524		18:51:07.974
10		1:39.735	47.753	26.105	25.877		19:16:24.648	10		1:38.928	47.754	25.441	25.733		18:52:46.902
11		1:42.931	50.398	26.088	26.445		19:18:07.579	11		1:38.533	47.504	25.236	25.793		18:54:25.435
12		1:38.377	47.528		2:04.822		19:19:45.956	12		1:43.120	49.263	27.300	26.557		18:56:08.555
13		1:50.602 P	47.790	26.092	36.720		19:21:36.558	13		1:38.715	47.549		2:05.272		18:57:47.270

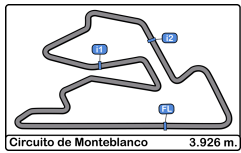
133	Ángel Santos Avalle	LIGIER JS2R		Leandro Martins	PORSCHE 992 GT3 CUP
	Mikkel Kristensen Illan	ESCUDERIA LA CORUÑA		Dieter Svepes	RACAR MOTORSPORT

Vta	D	Tiempo	Sector 1	Sector 2	Sector 3	T. Spd	Elapsed	Vta	D	Tiempo	Sector 1	Sector 2	Sector 3	T. Spd	Elapsed
1		18:32:12.783 P	18:31:03.990	31.143	37.650		18:32:12.783	14		1:49.244 P	50.536	26.283	32.425		18:59:36.514
2		2:39.138	1:42.207	28.580	28.351		18:34:51.921	15		4:00.175	3:08.210	25.631	26.334		19:03:36.689
3		1:48.675	52.858	27.788	28.029		18:36:40.596	16		1:37.908	47.409		2:04.242		19:05:14.597
4		1:47.273	51.917	27.660	27.696		18:38:27.869	17		1:42.767	50.663	25.826	26.278		19:06:57.364
5		1:47.594	52.172	27.718	27.704		18:40:15.463	18		1:38.716	47.657	25.192	25.867		19:08:36.080
6		1:52.973 P	52.309	27.458	33.206		18:42:08.436	19		1:52.247 P	51.911	28.591	31.745		19:10:28.327
7		3:02.043	2:06.645	27.618	27.780		18:45:10.479	20		4:25.625	3:33.133	26.213	26.279		19:14:53.952
8		1:46.670	51.302	27.552	27.816		18:46:57.149	21		1:37.708	47.202	24.951	25.555		19:16:31.660
9		1:46.160	51.367	27.077	27.716		18:48:43.309	22		1:38.900	48.061	25.166	25.673		19:18:10.560
10		1:46.381	51.429	27.406	27.546		18:50:29.690	23		1:44.088 P	48.272	25.679	30.137		19:19:54.648
11		1:47.377	52.210	27.224	27.943		18:52:17.067	24		3:43.665	2:52.732	24.924	26.009		19:23:38.313
12		1:46.382	50.941	27.494	27.947		18:54:03.449	25		1:50.358 P	48.048	25.078	37.232		19:25:28.671
13		1:45.579	50.951	27.070	27.558		18:55:49.028								

			170	Agustin Sanabria Crespo	KTM GT2
				GPX	ESCUDERIA FARAON

Vta	D	Tiempo	Sector 1	Sector 2	Sector 3	T. Spd	Elapsed	Vta	D	Tiempo	Sector 1	Sector 2	Sector 3	T. Spd	Elapsed
1		18:39:35.891	18:38:33.597	31.062	31.232		18:39:35.891	1		18:39:35.891	18:38:33.597	31.062	31.232		18:39:35.891
2		1:52.288	55.041	28.714	28.533		18:41:28.179	2		1:52.288	55.041	28.714	28.533		18:41:28.179
3		1:50.016	53.603	28.401	28.012		18:43:18.195	3		1:50.016	53.603	28.401	28.012		18:43:18.195
4		1:59.943 P	52.673	29.416	37.854		18:45:18.138	4		1:59.943 P	52.673	29.416	37.854		18:45:18.138
5		6:02.231 P	4:48.187	30.931	43.113		18:51:20.369	5		6:02.231 P	4:48.187	30.931	43.113		18:51:20.369
6		4:01.355	3:04.333	27.824	29.198		18:55:21.724	6		4:01.355	3:04.333	27.824	29.198		18:55:21.724
7		1:52.447	57.272	27.258	27.917		18:57:14.171	7		1:52.447	57.272	27.258	27.917		18:57:14.171
8		2:13.406	59.445	30.939	43.022		18:59:27.577	8		2:13.406	59.445	30.939	43.022		18:59:27.577
9		22:12.840	21:13.003	30.585	29.252		19:21:40.417	9		22:12.840	21:13.003	30.585	29.252		19:21:40.417
10		1:47.092	53.135	26.967	26.990		19:23:27.509	10		1:47.092	53.135	26.967	26.990		19:23:27.509
11		2:00.007 P	54.139	28.748	37.120		19:25:27.516	11		2:00.007 P	54.139	28.748	37.120		19:25:27.516





Monteblando
GT-CET
Entrenamiento Privado
Tiempos Por Vuelta



181

Jan Schidlof Marek

MCLAREN ARTURA GT4

GT4

Francesc Guitierrez Agüi

ESCUADERIA BAIX EMPORDÀ

Vta	D	Tiempo	Sector 1	Sector 2	Sector 3	T. Spd	Elapsed
1		18:33:59.919	18:32:51.557	36.679	31.683		18:33:59.919
2		1:52.742	56.342	28.079	28.321		18:35:52.661
3		1:59.019 P	52.737	27.053	39.229		18:37:51.680
4		4:21.687	3:26.694	27.304	27.689		18:42:13.367
5		1:46.965	51.696	27.116	28.153		18:44:00.332
6		1:45.515	51.289		2:13.668		18:45:45.847
7		1:45.697	51.466	26.881	27.350		18:47:31.544
8		1:45.325	51.111		2:12.675		18:49:16.869
9		2:14.893 P	56.983	31.740	46.170		18:51:31.762
10		6:04.172	5:06.394	29.226	28.552		18:57:35.934
11		1:49.839	53.439	28.198	28.202		18:59:25.773
12		1:47.894	52.065		2:16.096		19:01:13.667
13		1:47.081	51.651	27.630	27.800		19:03:00.748
14		1:47.806	52.010	28.451	27.345		19:04:48.554
15		1:46.829	51.682	27.551	27.596		19:06:35.383
16		1:47.802	52.108	27.474	28.220		19:08:23.185
17		1:47.184	51.921	27.408	27.855		19:10:10.369
18		1:47.162	51.963	27.604	27.595		19:11:57.531
19		1:46.332	51.275	27.566	27.491		19:13:43.863
20		1:46.285	51.404		2:13.776		19:15:30.148
21		1:46.052	51.023	27.199	27.830		19:17:16.200
22		3:42.566 P	2:41.118	28.239	33.209		19:20:58.766

199

José Barros

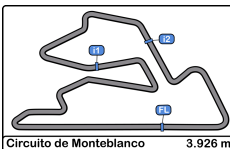
PORSCHE 992 GT3 CUP

GT Cup

VELOSO MOTORSPORT

Vta	D	Tiempo	Sector 1	Sector 2	Sector 3	T. Spd	Elapsed
1		18:32:22.088	18:31:15.686	34.050	32.352		18:32:22.088
2		1:51.737	55.867	27.907	27.963		18:34:13.825
3		2:00.783	52.212	28.304	40.267		18:36:14.608
4		3:42.663	2:42.105	30.178	30.380		18:39:57.271
5		1:46.425	52.235		2:16.805		18:41:43.696
6		1:39.759	48.096	25.554	26.109		18:43:23.455
7		1:43.141	48.608	26.086	28.447		18:45:06.596
8		1:45.456	51.953	26.794	26.709		18:46:52.052
9		1:40.022	47.501		2:06.731		18:48:32.074
10		1:53.310 P	51.889	26.309	35.112		18:50:25.384
11		2:56.758	2:05.528	25.290	25.940		18:53:22.142
12		1:39.439	47.861	25.616	25.962		18:55:01.581
13		1:39.042	47.593		2:05.004		18:56:40.623
14		1:39.150	47.244		3:44.154		18:58:19.773
15		1:39.078	47.647	25.494	25.937		18:59:58.851
16		1:39.179	47.674		2:05.116		19:01:38.030
17		1:51.799 P	47.663	25.486	38.650		19:03:29.829
18		3:49.298	2:56.983	25.810	26.505		19:07:19.127
19		1:39.012	47.814		2:05.517		19:08:58.139
20		1:39.630	47.582	25.786	26.262		19:10:37.769
21		1:41.523	48.176	25.959	27.388		19:12:19.292
22		1:40.903	48.098	26.650	26.155		19:14:00.195
23		1:48.115	48.187	32.427	27.501		19:15:48.310
24		1:38.765	47.734		2:06.266		19:17:27.075
25		1:39.019	47.559	25.588	25.872		19:19:06.094
26		1:37.979	47.136	25.176	25.667		19:20:44.073
27		1:42.477	47.869	27.874	26.734		19:22:26.550
28		1:49.992 P	47.448		2:16.726		19:24:16.542



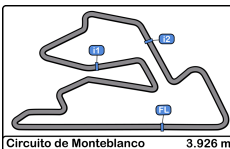


Monteblanco
GT-CET
Entrenamiento Privado
Mejores Sectores



Sector - 1			Sector - 2			Sector - 3			Vta. Ideal vs Vta. Mejor			
Clas	Nº Piloto	Tiempo	Nº Piloto	Tiempo	Nº Piloto	Tiempo	Clas	Nº Piloto	Vta. Ideal	Vta. Mejor	Clas	
1	111 Yeregui - Carretero	46.640	135 Martins - Svepes	24.924	111 Yeregui - Carretero	24.946	1	111 Yeregui - Carretero	1:36.699	1:36.699	1	
2	122 Barambio - Garcia	46.890	122 Barambio - Garcia	24.928	122 Barambio - Garcia	25.259	2	122 Barambio - Garcia	1:37.077	1:37.048	2	
3	199 José Barros	47.136	100 Bras - Gonzalez	25.098	135 Martins - Svepes	25.555	3	135 Martins - Svepes	1:37.681	1:37.708	3	
4	135 Martins - Svepes	47.202	111 Yeregui - Carretero	25.113	199 José Barros	25.667	4	199 José Barros	1:37.979	1:37.979	4	
5	100 Bras - Gonzalez	47.609	199 José Barros	25.176	100 Bras - Gonzalez	25.672	5	100 Bras - Gonzalez	1:38.379	1:38.581	5	
6	114 Hendrik Van Zoest	47.983	112 Lourinho - Gomez	25.468	114 Hendrik Van Zoest	25.920	6	114 Hendrik Van Zoest	1:39.452	1:39.756	6	
7	118 Fontes - Silvero	48.475	114 Hendrik Van Zoest	25.549	112 Lourinho - Gomez	26.050	7	112 Lourinho - Gomez	1:40.059	1:40.572	7	
8	112 Lourinho - Gomez	48.541	118 Fontes - Silvero	25.944	118 Fontes - Silvero	26.325	8	118 Fontes - Silvero	1:40.744	1:40.744	8	
9	133 Santos - Kristensen	50.941	181 Schidlof - Guitierrez	26.881	170 Agustin Sanabria Crespo	26.990	9	181 Schidlof - Guitierrez	1:45.249	1:45.325	9	
10	181 Schidlof - Guitierrez	51.023	170 Agustin Sanabria Crespo	26.967	181 Schidlof - Guitierrez	27.345	10	133 Santos - Kristensen	1:45.386	1:45.579	10	
11	120 Aizpurua - Romero	51.445	133 Santos - Kristensen	27.070	133 Santos - Kristensen	27.375	11	120 Aizpurua - Romero	1:46.552	1:46.576	11	
12	170 Agustin Sanabria Crespo	52.673	120 Aizpurua - Romero	27.177	120 Aizpurua - Romero	27.930	12	170 Agustin Sanabria Crespo	1:46.630	1:47.092	12	
13	6 Cañizares - Menkes	52.770	6 Cañizares - Menkes	27.926	6 Cañizares - Menkes	28.493	13	6 Cañizares - Menkes	1:49.189	1:49.527	13	
14	36 Alvarez - Santos	53.970	36 Alvarez - Santos	28.473	36 Alvarez - Santos	29.054	14	36 Alvarez - Santos	1:51.497	1:51.814	14	
15	66 Laurent Puitgmal	55.634	18 Lopez - Rodriguez	29.364	18 Lopez - Rodriguez	29.871	15	18 Lopez - Rodriguez	1:55.100	1:55.150	15	
16	18 Lopez - Rodriguez	55.865	66 Laurent Puitgmal	29.497	66 Laurent Puitgmal	30.075	16	66 Laurent Puitgmal	1:55.206	1:55.297	16	
17	9 Albors - Lopez	56.649	9 Albors - Lopez	30.299	9 Albors - Lopez	30.331	17	9 Albors - Lopez	1:57.279	1:57.393	17	
18	22 Stephan Polderman	Transpond	22 Stephan Polderman	Transpond	22 Stephan Polderman	Transpond	18	22 Stephan Polderman	Transpon	Transpon	18	
19	23 Jose Antonio Gomez Gutierre	Transpond	23 Jose Antonio Gomez Gutierre	Transpond	23 Jose Antonio Gomez Gutierre	Transpond	19	23 Jose Antonio Gomez Gutierre	Transpon	Transpon	19	
20	88 Mauro Tim Polderman	Transpond	88 Mauro Tim Polderman	Transpond	88 Mauro Tim Polderman	Transpond	20	88 Mauro Tim Polderman	Transpon	Transpon	20	





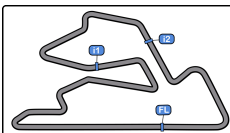
Monteblanco
GT-CET
Entrenamiento Privado
5 Mejores Tiempos



Mejor 1 **Mejor 2** **Mejor 3** **Mejor 4** **Mejor 5**

Cl	Nº	Equipo/Concursante	Piloto 1	Piloto 2	Vehiculo	Cat	Cl	Tiempo	Vta	Tiempo	Vta	Tiempo	Vta	Tiempo	Vta	Tiempo	Vta
1	111	CD DAGO	Pablo Yeregui Ybarra	Daniel Carretero Ortega	AUDI R8	GPX	1	1:36.699	23	1:37.905	24	1:38.080	4	1:38.624	5	1:39.760	3
2	122	GT CORSE	Alejandro Barambio Perea	Borja Garcia Menendez	PORSCHE 992 GT3 CUP	GT Cup	1	1:37.048	5	1:37.088	2	1:37.590	3	1:38.377	12	1:39.735	10
3	135	RACAR MOTORSPORT	Leandro Martins	Dieter Svepes	PORSCHE 992 GT3 CUP	GT Cup	2	1:37.708	21	1:37.908	16	1:38.533	11	1:38.715	13	1:38.716	18
4	199	VELOSO MOTORSPORT	José Barros		PORSCHE 992 GT3 CUP	GT Cup	3	1:37.979	26	1:38.765	24	1:39.012	19	1:39.019	25	1:39.042	13
5	100	ESCUADERIA FARAON	Pablo V. Bras Silvero	Fernando Gonzalez Gonzalez	PORSCHE 992 GT3 CUP	GT Cup	4	1:38.581	22	1:38.798	21	1:38.851	18	1:39.047	15	1:39.140	16
6	114	SKUALO COMPETICIÓN	Hendrik Van Zoest	JF	PORSCHE 992 GT3 CUP	GT Cup	5	1:39.756	18	1:39.893	21	1:40.263	17	1:40.733	16	1:40.959	19
7	112	ESCUADERIA FARAON	Pedro M. Lourinho Bras	Miguel Gomez Guillen	PORSCHE 992 GT3 CUP	GT Cup	6	1:40.572	11	1:40.676	9	1:40.687	10	1:41.069	17	1:41.340	18
8	118	ESCUADERIA FARAON	Alvaro Fontes Blanco	Pedro M. Silvero Castilla	FERRARI 488 CH EVO	GPX	2	1:40.744	12	1:40.830	10	1:40.884	4	1:41.497	6	1:42.029	20
9	181	ESCUADERIA BAIX EMPORDÀ	Jan Schidlof Marek	JF Francesc Guitierrez Agüi	MCLAREN ARTURA GT4	GT4	1	1:45.325	8	1:45.515	6	1:45.697	7	1:46.052	21	1:46.285	20
10	133	ESCUADERIA LA CORUÑA	Ángel Santos Avalle	Mikkel Kristensen Illan	LIGIER JS2R	GT4	2	1:45.579	13	1:45.924	23	1:46.160	9	1:46.254	21	1:46.254	22
11	120	ESCUADERIA LA CORUÑA	Jon Aizpurua Saenz	JF Miguel Angel Romero	KTM GT2	GPX	3	1:46.576	6	1:47.350	5	1:47.932	4	1:49.026	20	1:49.552	18
12	170	ESCUADERIA FARAON	Agustin Sanabria Crespo		KTM GT2	GPX	4	1:47.092	10	1:50.016	3	1:52.288	2	1:52.447	7	1:59.943	4
13	6	RX PRO RACING	Manuel Cañizares Tortosa	JR Marcos Menkes Campelo	JR PEUGEOT 308 RACING CUP	D1	1	1:49.527	7	1:49.563	9	1:49.592	5	1:49.877	24	1:50.085	6
14	36	UCAV RACING	Carlos Alvarez Sindin	JF José Santos Pérez	SEAT LEON SUPERCOPA MK2	D1	2	1:51.814	13	1:53.474	17	1:53.751	10	1:54.664	7	1:55.374	16
15	18	C.D.PLEMAR SPORT	Jose Luis Lopez Valdivielso	JF Alvaro Rodriguez Sastre	RENAULT CLIO CUP IV	D3	1	1:55.150	22	1:55.693	21	1:58.589	13	1:58.784	18	1:59.021	9
16	66	MOTOR CLUB SABADELL	Laurent Puitgmal		RENAULT CLIO CUP IV	D3	2	1:55.297	12	1:55.540	9	1:55.548	11	1:56.344	8	1:56.392	10
17	9	BALBOR MOTORSPORT C.A.	Jose Luis Albors Aleixandre	JF German Lopez Balboa	RENAULT CLIO CUP IV	D3	3	1:57.393	5	1:57.542	4	1:57.934	6	1:58.133	3	1:59.445	14
18	22	A.SCHIMPF TEAM	Stephan Polderman		Renault CLIO CUP V												
19	23	ESCUADERIA LA CORUÑA	Jose Antonio Gomez Gutierrez		Renault CLIO CUP V												
20	88	A.SCHIMPF TEAM	Mauro Tim Polderman		Renault CLIO CUP V												





Monteblanco

GT-CET

Entrenamiento Privado

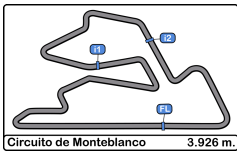
Secuencia Vueltas Rápidas

Circuito de Monteblanco 3.926 m.

GT-CET
CAMPEONATO DE ESPAÑA

Vta	Hora Día	Tiempo Sesión	Nº	Equipo/Concursante	Piloto 1	Piloto 2	Vehículo	Cat	Tiempo	Km/h		
2	18:33:52.418	3:52.418	6	RX PRO RACING	Manuel Cañizares Tortosa	JR	Marcos Menkes Campelo	JR	PEUGEOT 308 RACING CUP	D1	1:53.313	124.7
2	18:33:55.743	3:55.743	135	RACAR MOTORSPORT	Leandro Martins		Dieter Svepes		PORSCHE 992 GT3 CUP	GT Cup	1:48.661	130.0
2	18:34:23.367	4:23.367	111	CD DAGO	Pablo Yeregui Ybarra		Daniel Carretero Ortega		AUDI R8	GPX	1:40.421	140.7
3	18:36:03.127	6:03.127	111	CD DAGO	Pablo Yeregui Ybarra		Daniel Carretero Ortega		AUDI R8	GPX	1:39.760	141.6
4	18:37:41.207	7:41.207	111	CD DAGO	Pablo Yeregui Ybarra		Daniel Carretero Ortega		AUDI R8	GPX	1:38.080	144.1
2	18:58:46.844	28:46.844	122	GT CORSE	Alejandro Barambio Perea		Borja Garcia Menendez		PORSCHE 992 GT3 CUP	GT Cup	1:37.088	145.5
5	19:03:53.147	33:53.147	122	GT CORSE	Alejandro Barambio Perea		Borja Garcia Menendez		PORSCHE 992 GT3 CUP	GT Cup	1:37.048	145.6
23	19:20:57.806	50:57.806	111	CD DAGO	Pablo Yeregui Ybarra		Daniel Carretero Ortega		AUDI R8	GPX	1:36.699	146.1





Monteblando
GT-CET
Entrenamiento Privado
Tiempos Parada en Pit



6 Manuel Cañizares Tortosa PEUGEOT 308 RACING CUP

D1 Marcos Menkes Campelo RX PRO RACING

Nº	Hora Día	Tiempo	Tiempo Salida	Tiempo Box	T. Box Total	Handicap	Diff.
1	18:35:51.845	18:35:51.845	18:36:52.621	1:00.776	1:00.776		
2	18:51:54.165	18:51:54.165	18:54:13.657	2:19.492	3:20.268		
3	19:04:01.418	19:04:01.418	19:09:00.009	4:58.591	8:18.859		

9 Jose Luis Albors Aleixandre RENAULT CLIO CUP IV

D3 German Lopez Balboa BALBOR MOTORSPORT C.A.

Nº	Hora Día	Tiempo	Tiempo Salida	Tiempo Box	T. Box Total	Handicap	Diff.
1	18:48:02.699	18:48:02.699	18:54:40.897	6:38.198	6:38.198		
2	19:03:16.529	19:03:16.529	19:06:30.374	3:13.845	9:52.043		
3	19:18:42.471	19:18:42.471	19:21:18.736	2:36.265	12:28.308		

18 Jose Luis Lopez Valdivielso RENAULT CLIO CUP IV

D3 Alvaro Rodriguez Sastre C.D.PLEMAR SPORT

Nº	Hora Día	Tiempo	Tiempo Salida	Tiempo Box	T. Box Total	Handicap	Diff.
1	19:12:28.968	19:12:28.968	19:16:16.594	3:47.626	3:47.626		

36 Carlos Alvarez Sindin SEAT LEON SUPERCOPA MK2

D1 José Santos Pérez UCAV RACING

Nº	Hora Día	Tiempo	Tiempo Salida	Tiempo Box	T. Box Total	Handicap	Diff.
1	18:43:23.881	18:43:23.881	18:45:41.460	2:17.579	2:17.579		
2	18:57:52.499	18:57:52.499	19:01:22.942	3:30.443	5:48.022		
3	19:07:21.070	19:07:21.070	19:11:24.249	4:03.179	9:51.201		

66 Laurent Puitgmal RENAULT CLIO CUP IV

D3 MOTOR CLUB SABADELL

Nº	Hora Día	Tiempo	Tiempo Salida	Tiempo Box	T. Box Total	Handicap	Diff.
1	18:35:54.030	18:35:54.030	18:36:45.170	51.140	51.140		

100 Pablo V. Bras Silvero PORSCHE 992 GT3 CUP

GT Cup Fernando Gonzalez Gonzal ESCUDERIA FARAON

Nº	Hora Día	Tiempo	Tiempo Salida	Tiempo Box	T. Box Total	Handicap	Diff.
1	18:43:57.861	18:43:57.861	18:46:42.321	2:44.460	2:44.460		
2	18:58:52.674	18:58:52.674	19:03:04.202	4:11.528	6:55.988		
3	19:13:18.850	19:13:18.850	19:16:29.547	3:10.697	10:06.685		

111 Pablo Yeregui Ybarra AUDI R8

GPX Daniel Carretero Ortega CD DAGO

Nº	Hora Día	Tiempo	Tiempo Salida	Tiempo Box	T. Box Total	Handicap	Diff.
1	18:41:11.246	18:41:11.246	18:43:31.647	2:20.401	2:20.401		
2	18:48:48.925	18:48:48.925	18:50:47.679	1:58.754	4:19.155		
3	19:11:31.218	19:11:31.218	19:17:38.291	6:07.073	10:26.228		

112 Pedro M. Lourinho Bras PORSCHE 992 GT3 CUP

GT Cup Miguel Gomez Guillen ESCUDERIA FARAON

Nº	Hora Día	Tiempo	Tiempo Salida	Tiempo Box	T. Box Total	Handicap	Diff.
1	18:38:56.882	18:38:56.882	18:41:24.720	2:27.838	2:27.838		
2	18:55:19.497	18:55:19.497	18:57:35.729	2:16.232	4:44.070		
3	18:59:26.399	18:59:26.399	19:00:47.361	1:20.962	6:05.032		

114 Hendrik Van Zoest PORSCHE 992 GT3 CUP

GT Cup SKUALO COMPETICIÓN

Nº	Hora Día	Tiempo	Tiempo Salida	Tiempo Box	T. Box Total	Handicap	Diff.
1	18:46:57.725	18:46:57.725	18:48:21.200	1:23.475	1:23.475		
2	19:00:22.438	19:00:22.438	19:10:05.886	9:43.448	11:06.923		

118 Alvaro Fontes Blanco FERRARI 488 CH EVO

GPX Pedro M. Silvero Castilla ESCUDERIA FARAON

Nº	Hora Día	Tiempo	Tiempo Salida	Tiempo Box	T. Box Total	Handicap	Diff.
1	18:44:06.312	18:44:06.312	18:44:44.712	38.400	38.400		
2	18:47:04.085	18:47:04.085	18:52:19.411	5:15.326	5:53.726		
3	19:01:11.508	19:01:11.508	19:05:22.962	4:11.454	10:05.180		

120 Jon Aizpurua Saenz KTM GT2

GPX Miguel Angel Romero ESCUDERIA LA CORUÑA

Nº	Hora Día	Tiempo	Tiempo Salida	Tiempo Box	T. Box Total	Handicap	Diff.
1	18:36:16.411	18:36:16.411	18:37:33.998	1:17.587	1:17.587		
2	18:46:39.564	18:46:39.564	18:51:47.465	5:07.901	6:25.488		
3	18:58:05.322	18:58:05.322	19:04:47.956	6:42.634	13:08.122		

122 Alejandro Barambio Perea PORSCHE 992 GT3 CUP

GT Cup Borja Garcia Menendez GT CORSE

Nº	Hora Día	Tiempo	Tiempo Salida	Tiempo Box	T. Box Total	Handicap	Diff.
1	19:05:36.195	19:05:36.195	19:07:04.609	1:28.414	1:28.414		
2	19:10:34.802	19:10:34.802	19:13:03.471	2:28.669	3:57.083		

133 Ángel Santos Avale LIGIER JS2R

GT4 Mikkel Kristensen Illan ESCUDERIA LA CORUÑA

Nº	Hora Día	Tiempo	Tiempo Salida	Tiempo Box	T. Box Total	Handicap	Diff.
1	18:32:10.353	18:32:10.353	18:32:57.877	47.524	47.524		
2	18:42:06.018	18:42:06.018	18:43:18.986	1:12.968	2:00.492		
3	18:57:45.302	18:57:45.302	18:59:27.372	1:42.070	3:42.562		

135 Leandro Martins PORSCHE 992 GT3 CUP

GT Cup Dieter Svepes RACAR MOTORSPORT

Nº	Hora Día	Tiempo	Tiempo Salida	Tiempo Box	T. Box Total	Handicap	Diff.
1	18:33:53.347	18:33:53.347	18:35:49.871	1:56.524	1:56.524		
2	18:42:29.934	18:42:29.934	18:46:00.855	3:30.921	5:27.445		
3	18:59:33.640	18:59:33.640	19:01:56.318	2:22.678	7:50.123		
4	19:10:25.827	19:10:25.827	19:13:10.262	2:44.435	10:34.558		
5	19:19:52.316	19:19:52.316	19:22:01.395	2:09.079	12:43.637		

170 Agustin Sanabria Crespo KTM GT2

GPX ESCUDERIA FARAON

Nº	Hora Día	Tiempo	Tiempo Salida	Tiempo Box	T. Box Total	Handicap	Diff.
1	18:45:15.928	18:45:15.928	18:49:08.874	3:52.946	3:52.946		
2	18:51:17.389	18:51:17.389	18:53:32.784	2:15.395	6:08.341		
3	18:59:24.901	18:59:24.901	19:19:39.800	20:14.899	26:23.240		

181 Jan Schidlof Marek MCLAREN ARTURA GT4

GT4 Francisc Guitierrez Agüi ESCUDERIA BAIX EMPORDÀ

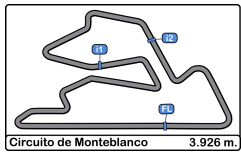
Nº	Hora Día	Tiempo	Tiempo Salida	Tiempo Box	T. Box Total	Handicap	Diff.
1	18:37:48.337	18:37:48.337	18:40:24.212	2:35.875	2:35.875		
2	18:51:28.233	18:51:28.233	18:55:44.840	4:16.607	6:52.482		

199 José Barros PORSCHE 992 GT3 CUP

GT Cup VELOSO MOTORSPORT

Nº	Hora Día	Tiempo	Tiempo Salida	Tiempo Box	T. Box Total	Handicap	Diff.
1	18:36:12.186	18:36:12.186	18:38:03.780	1:51.594	1:51.594		
2	18:50:22.948	18:50:22.948	18:51:43.351	1:20.403	3:11.997		
3	19:03:27.482	19:03:27.482	19:05:36.191	2:08.709	5:20.706		

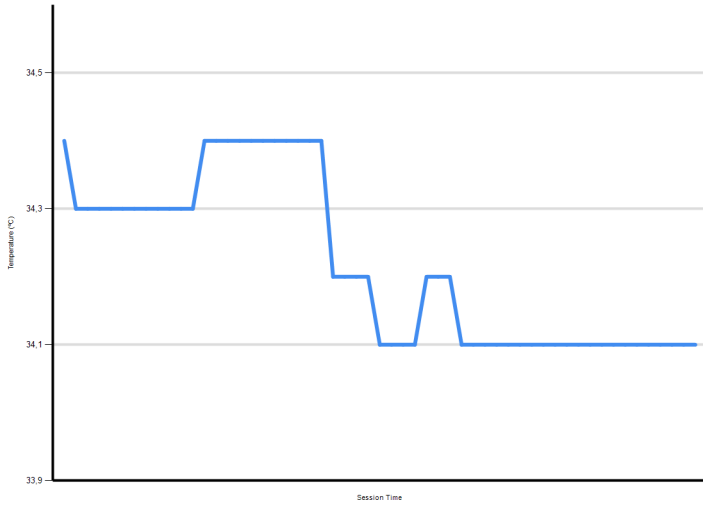




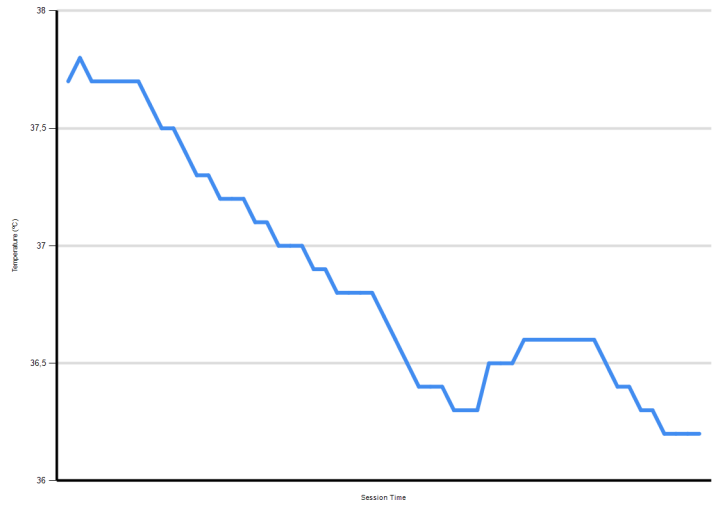
Monteblando
GT-CET
Entrenamiento Privado
Informe Meteorológico



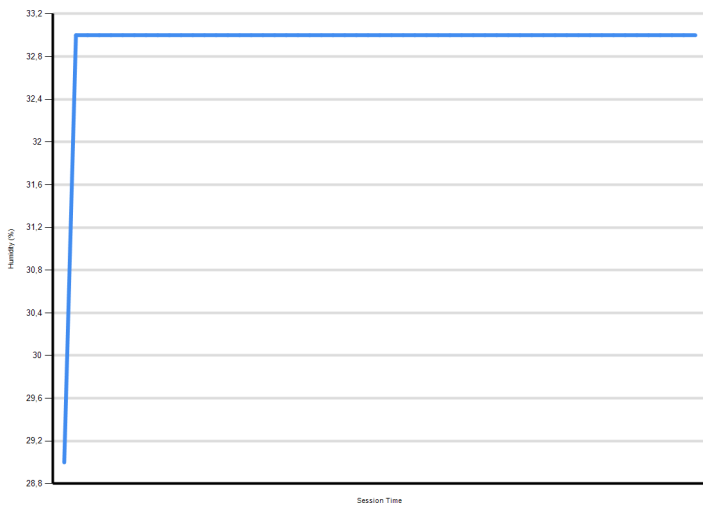
Temperatura Aire



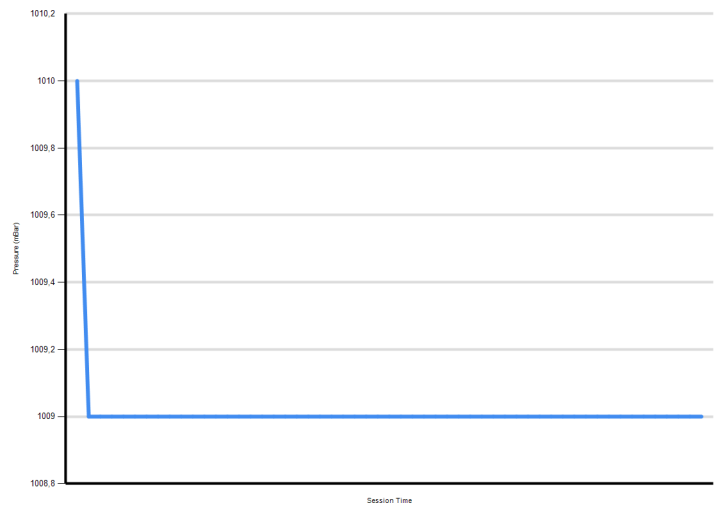
Temperatura Pista




Humedad



Presión



Velocidad Viento



Dirección Viento

