

# Briefing



27 - 28 SEPTEMBER 2025 VRM RACING EVENTS PRESENT CIRCUIT ZANDVOORT

# TROPHY OF THE DUNES

SUPERCAR CHALLENGE | MAZDA MX-5 CUP | FORD FIESTA SPRINT CUP BENELUX  
SPRINT CUP PHOTO SUPER CHALLENGE | PORSCHE CARRERA CUP BENELUX


TROPHY OF THE DUNES . NL

Maglr.com FEED HANKOOK EDIFICE





# Digital Notice board






 **Sportity**

For direct event information please download the Sportity app and insert this password:

Available on the  **App Store**



Get it on  **Google play**





 **Sportity**

For direct event information please download the Sportity app and insert this password:

**VRM2025**



 **Sportity**

For direct event information please download the Sportity app and insert this password:

**SC2025**



 **Sportity**

For direct event information please download the Sportity app and insert this password:

**FFSC2025**



 **Sportity**


For direct event information please download the Sportity app and insert this password:

**Mazda2025**



# Time Schedule



Saturday 27th September

- 09:00** - 09:40 | Free Practice 1 40 min.
- 11:40** - 12:00 | Qualifying Driver 1
- 12:05** - 12:25 | Qualifying Driver 2 (Or Driver 1 by a one Driver team)
  
- 14:25** - 14:55 | Race 1 Fastest Driver 30 min.
- 16:40** - 17:10 | Race 2 Second Driver 30 min. (Or Driver 1 by a one Driver team)



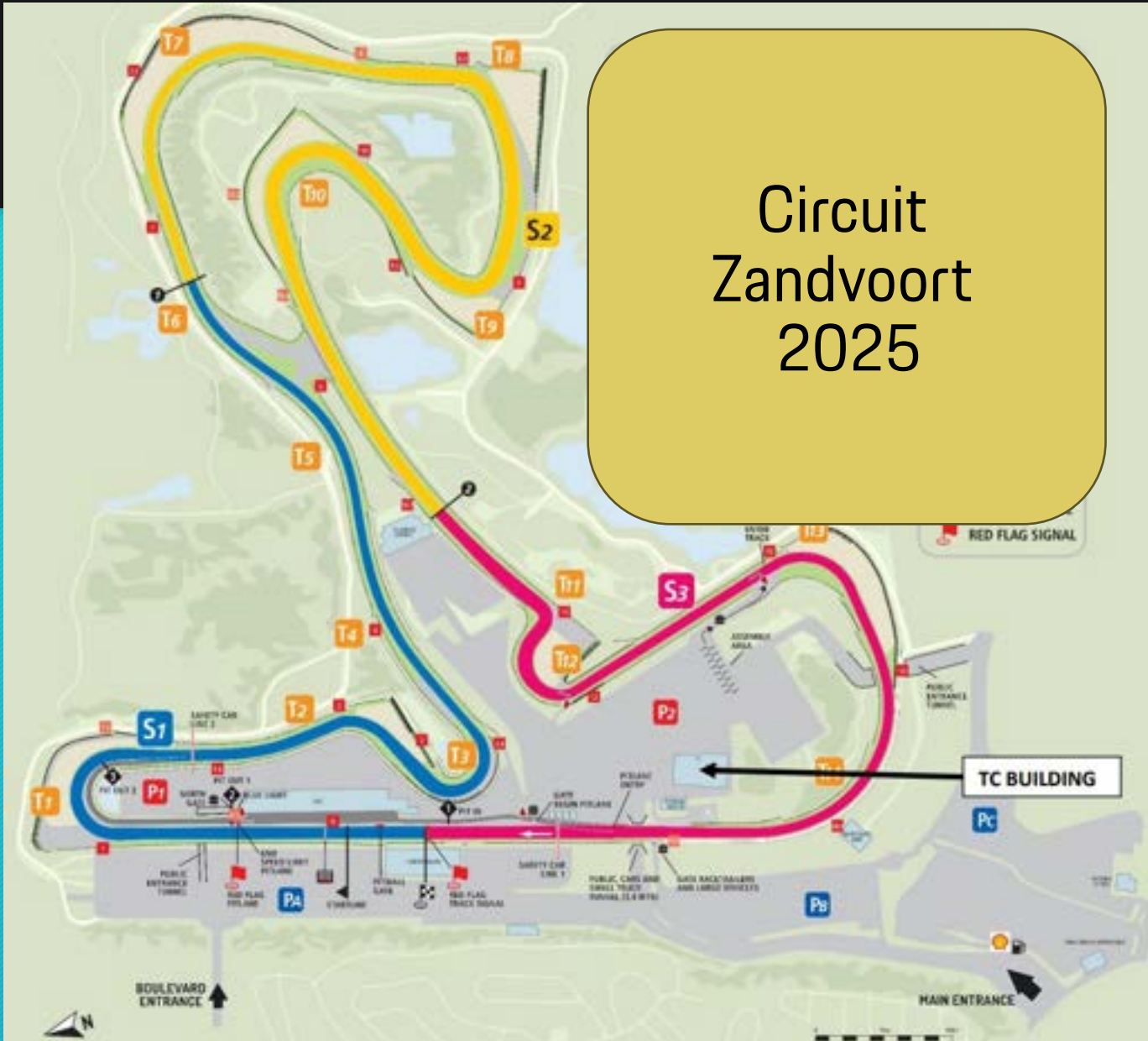
Sunday 28th September

- 09:40** - 10:20 | Free Practice 2 40 min.
- 12:25** - 12:55 | Qualifying 3 Driver 1 and/or 2
- 16:10** - 17:10 | Race 3 endurance with pit stop (Gridwalk starts **15:50**)





# Circuit Zandvoort 2025



# Run off Turn 1 (Do not drive in the opposite direction)



# Run off Turn 1

Back on Track Give way!



# Turn 3



**Tracklimits!**

**If you are Slow?  
Stay low!**



# Run off area Turn 7 - 8



Asfalt run off area

Back on track, give way!

# Run Off Turn 11-12 (cooldown lap possible marshals)



Asfalt run off area



# Turn 13


# Exit Track – Parc fermé



Only after chequered flag Qualify and Races!



# Turn 14



If you are slow?  
Stay low!




# Pit Entry




Pitlane in,  
stay right  
and use indicator

Speedlimit of 60km/hour!



# Pitlane (60kp/h)



Working Lane

Fast lane



# Exit Pitlane end of speedlimit



White line....! = Safety line!



# Refueling



Refuelling between Q1 and Q2 is allowed following **Supercar Challenge regulations article C.2.**

## **Paddock and pit lane rules:**

Please read it thoroughly!! Learn it by heart.

### **Inflammables**

- Fuel and oil cans must be secured to prevent them from falling over and being driven into.
- Fuel and oil cans must be placed in a drip tray in which 110% of the content of the cans can be caught when a leak occurs.
- Fuel and oil cans may not be placed in areas accessible to the general public.
- Fuel and oil cans may not be placed in the open air.
- Fluid storage barrels must carry an adequate indication of the fluid they contain.
- Only the stock fuel and/or diesel fuel that is being used during the current session can be stored in the pitbox temporarily.

### **Re-fuelling**


- During re-fuelling of the car, a large-sized drip cloth or drip tray must be placed underneath the car and the re-fuelling system.
- Pouring of fluids from one can into another may only be done in a drip tray.
- Re-fuelling is only allowed in the presence of two fire extinguishers.

Session	Pre-start	Start session	Exit track
Free Practice	Paddock 1 + Pitlane	From pitlane or Box 00	Entry pitlane Box 24
Qualifying	Paddock 1 + Pitlane	From pitlane or Box 00	MP13 → Parc Fermé
Races	All cars to grid	GRID warm up lap	MP13 → Parc Fermé 1st 3 podium
Sunday	Harry Splinter		




# Logistics

All cars must be ready!!  
30 minutes before  
starting time



# Harry Splinter 1943-2025



*"Het is mooi geweest, ik heb een goed leven gehad  
en ik vertrek met een glimlach!"*

# Rolling start

Drive through the starting boxes



No tire trolleys on the grid.

3 min, 1 min 30 sec. Green flag behind Leading car for 1 lap



Leading  
Car



Chequered flag, full cooling down lap.

All cars to Parc Fermé MP 13 except first 3 cars to podium.

Stay in lane!!



Rolling start  
Red off = Start



# Race 3, Mandatory pit stop



After Qualify 3:

Bulletin will be issued with all the information!!

# Neutralisation possibility's



Full Course Yellow (FCY) 80 KpH

Ending = Full Course green

Safety Car (SC)

Wait for green flag at control line

Red Flag (Code red)

**Practice and qualify** = stop in pit lane at your team

**Race:** Stop in pit lane for the red pit light (1 row)

**Working Lane**

**Fast Lane**





# Safety Car Ending

SC lights out Turn 11-12

From green flag  
= restart race




SC in pit lane



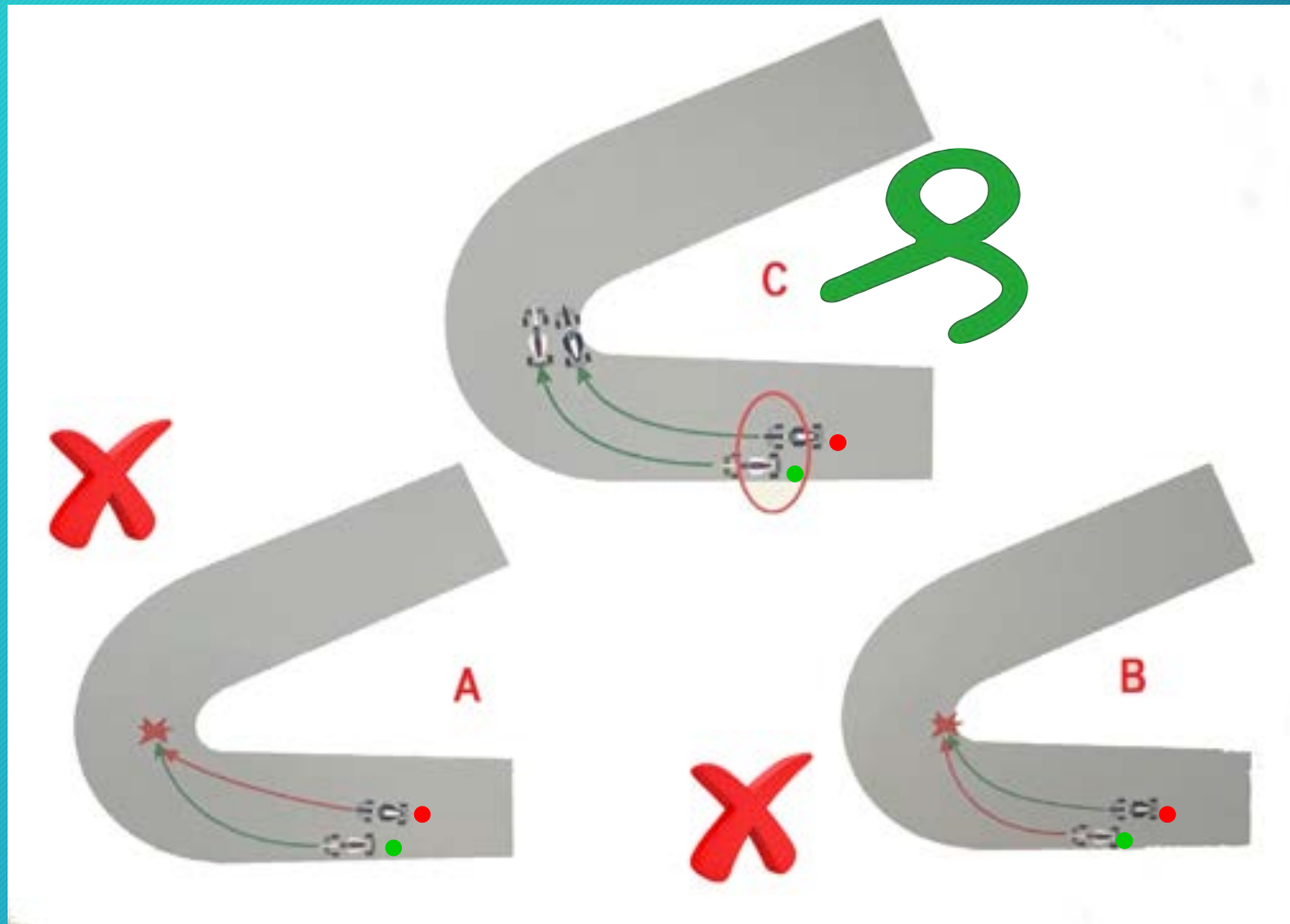
# Extra information



- Rain? = Rain light!
- Technical problem = Park the Car, get out of the car and stand behind guardrail
- Chequered Flag = No overtaking!



# Driving standards



# Driving Conduct



- Jumpstart
- Ignoring flag signals or Instructions from marshals
- Overtaking under yellow, red or after chequered flag
- Speeding under FCY, Pit lane and Yellow sectors.
- Dangerous driving behaviour with or without contact
- Unsportsmanlike behaviour
- Change direction more than once
- Taking advantage of an unclear situation
- Track limits (Art 10.5.1)

# Driving conduct will be penalised by a fixed penalty list.



- Deleting fastest lap time(s)
- Time penalty
- Grid penalty
- Starting from pitlane
- Drive through
- Stop and Go
- Stewards decisions

Penalty comes with **Driver Behavior Points Art.13.3**

- 5 points                      drop of 3 places on the grid next race
- 8 Points                      drop of 10 places on the grid next race
- 10 Points                      Start from pit lane next race



Questions?





Thank you for your attention

Stay Safe!

